



## PHOTOGRAPHS OF THE TEST CONFIGURATION CONDUCTED EMISSION TEST





RADIATED EMISSION TEST BELOW 1GHz  
(X-Plane)






RADIATED EMISSION TEST BELOW 1GHz  
(Z-Plane)







RADIATED EMISSION TEST ABOVE 1GHz  
(X-Plane)





RADIATED EMISSION TEST ABOVE 1GHz  
(Z-Plane)





RADIATED EMISSION TEST 30MHz~1GHz  
(NFC)








RADIATED EMISSION TEST BELOW 30MHz  
(NFC)






ERP POWER TEST  
(Z-Plane)





## EIRP POWER TEST (X-Plane)



## EIRP POWER TEST (Y-Plane)

