


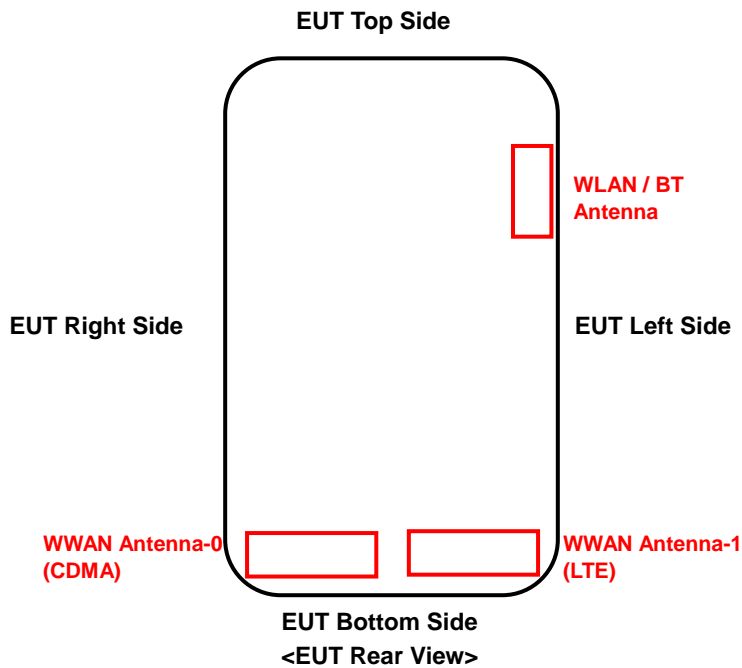


Appendix D. Photographs of EUT and Setup

<Photographs of EUT>



<Antenna Location>




The separation distance for antenna to edge:






Antenna	To Top Side (mm)	To Bottom Side (mm)	To Left Side (mm)	To Right Side (mm)
WWAN Ant-0	109.14	3.64	36.9	3.16
WWAN Ant-1	123.61	3.64	3.16	34.3
WLAN / BT	39.61	62.15	3.16	64.91

FCC SAR Test Report

<Photographs of SAR Setup>



FCC SAR Test Report

	
<p>Front Face of EUT with 1.0 cm Gap</p>	<p>Rear Face of EUT with 1.0 cm Gap</p>
	
<p>Left Side of EUT with 1.0 cm Gap</p>	<p>Right Side of EUT with 1.0 cm Gap</p>
	
<p>Bottom Side of EUT with 1.0 cm Gap</p>	