

HAC_E_Dipole_835_140721

DUT: HAC-Dipole 835 MHz

Communication System: CW; Frequency: 835 MHz; Duty Cycle: 1:1

Medium: Air Medium parameters used: $\sigma = 0$ S/m, $\epsilon_r = 1$; $\rho = 0$ kg/m³

Ambient Temperature : 23.4 °C

DASY5 Configuration

- Probe: ER3DV6 - SN2358; ConvF(1, 1, 1); Calibrated: 2014/1/30;
- Sensor-Surface: (Fix Surface)
- Electronics: DAE4 Sn778; Calibrated: 2013/8/21
- Phantom: HAC Test Arch with AMCC; Type: SD HAC P01 BA;
- Measurement SW: DASY52, Version 52.8 (7); SEMCAD X Version 14.6.10 (7164)

E Scan - measurement distance from the probe sensor center to CD835 = 10mm & 15mm/Hearing Aid Compatibility Test at 15mm distance (41x361x1): Interpolated grid:

dx=0.5000 mm, dy=0.5000 mm

Device Reference Point: 0, 0, -6.3 mm

Reference Value = 109.9 V/m; Power Drift = -0.13 dB

PMF = 1.000 is applied.

E-field emissions = 111.5 V/m

Average value of Total=(111.5+106.8) / 2 = 109.15 V/m

PMF scaled E-field

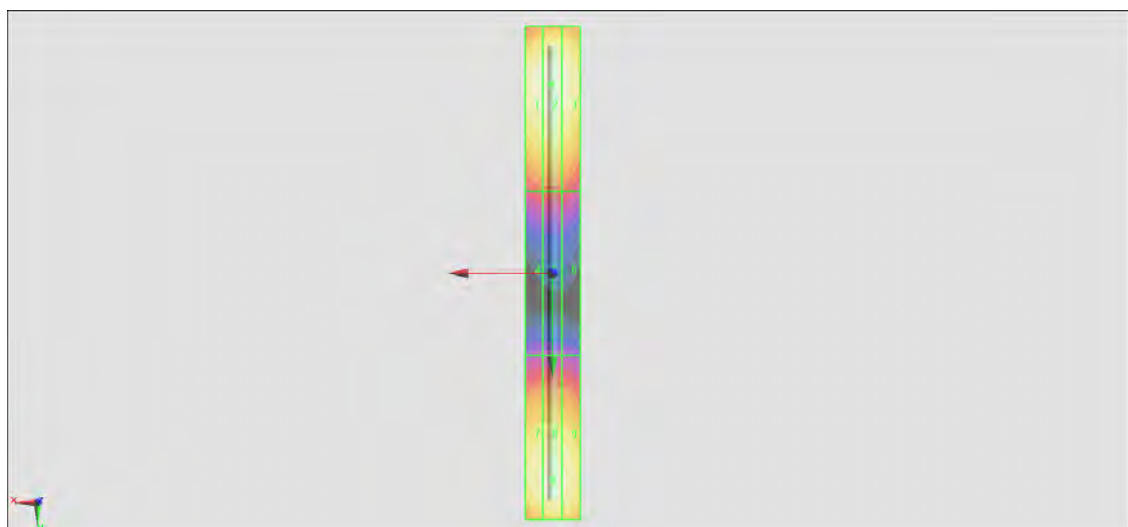
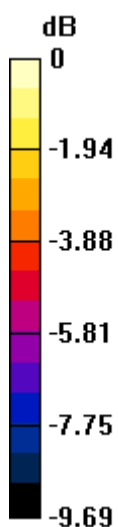
Grid 1 M4 110.0 V/m	Grid 2 M4 111.5 V/m	Grid 3 M4 108.5 V/m
Grid 4 M4 68.79 V/m	Grid 5 M4 69.41 V/m	Grid 6 M4 67.94 V/m
Grid 7 M4 105.2 V/m	Grid 8 M4 106.8 V/m	Grid 9 M4 105.5 V/m

Cursor:

Total = 111.5 V/m

E Category: M4

Location: 0.5, -69, 9.7 mm



$$0 \text{ dB} = 111.5 \text{ V/m} = 40.95 \text{ dBV/m}$$

HAC_E_Dipole_1880_140721

DUT: HAC Dipole 1880 MHz

Communication System: CW; Frequency: 1880 MHz; Duty Cycle: 1:1

Medium: Air Medium parameters used: $\sigma = 0 \text{ S/m}$, $\epsilon_r = 1$; $\rho = 0 \text{ kg/m}^3$

Ambient Temperature : 23.4 °C

DASY5 Configuration

- Probe: ER3DV6 - SN2358; ConvF(1, 1, 1); Calibrated: 2014/1/30;
- Sensor-Surface: (Fix Surface)
- Electronics: DAE4 Sn778; Calibrated: 2013/8/21
- Phantom: HAC Test Arch with AMCC; Type: SD HAC P01 BA;
- Measurement SW: DASY52, Version 52.8 (7); SEMCAD X Version 14.6.10 (7164)

E Scan - measurement distance from the probe sensor center to CD1880 = 10mm & 15mm/Hearing Aid Compatibility Test at 15mm distance (41x181x1): Interpolated grid:

$dx=0.5000 \text{ mm}$, $dy=0.5000 \text{ mm}$

Device Reference Point: 0, 0, -6.3 mm

Reference Value = 159.4 V/m; Power Drift = -0.02 dB

PMF = 1.000 is applied.

E-field emissions = 95.06 V/m

Average value of Total=(95.06.39+88.57) / 2 = 91.815 V/m

PMF scaled E-field

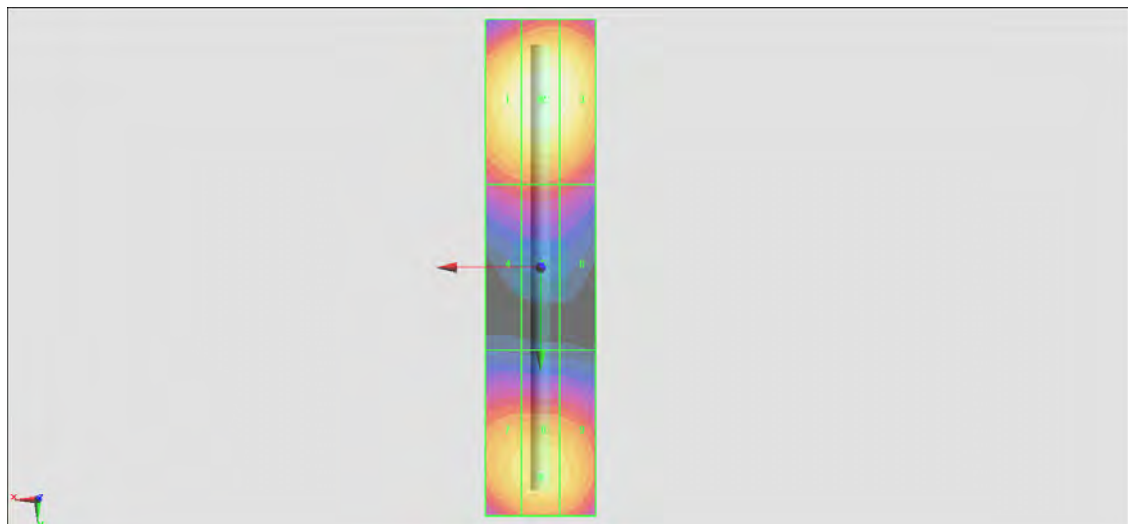
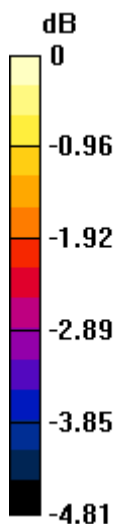
Grid 1 M3 93.36 V/m	Grid 2 M3 95.06 V/m	Grid 3 M3 93.82 V/m
Grid 4 M3 75.02 V/m	Grid 5 M3 75.63 V/m	Grid 6 M3 74.31 V/m
Grid 7 M3 87.12 V/m	Grid 8 M3 88.57 V/m	Grid 9 M3 87.25 V/m

Cursor:

Total = 95.06 V/m

E Category: M3

Location: 0, -30.5, 9.7 mm



$$0 \text{ dB} = 95.06 \text{ V/m} = 39.56 \text{ dBV/m}$$