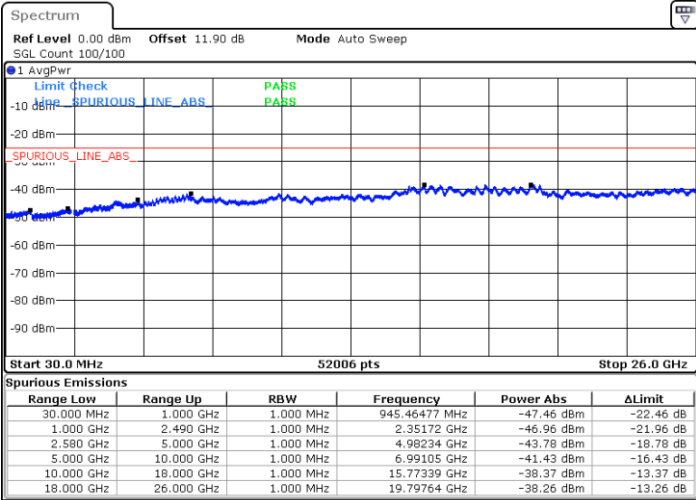




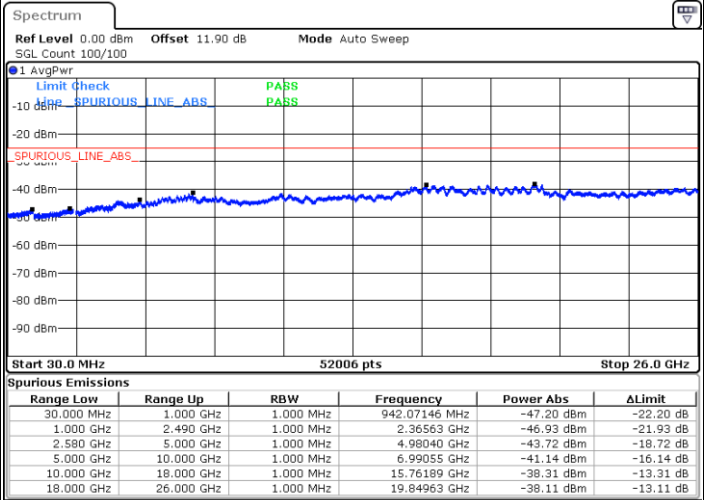
LTE Band 7 / 5MHz

Lowest Channel / QPSK

Lowest Channel / 16QAM



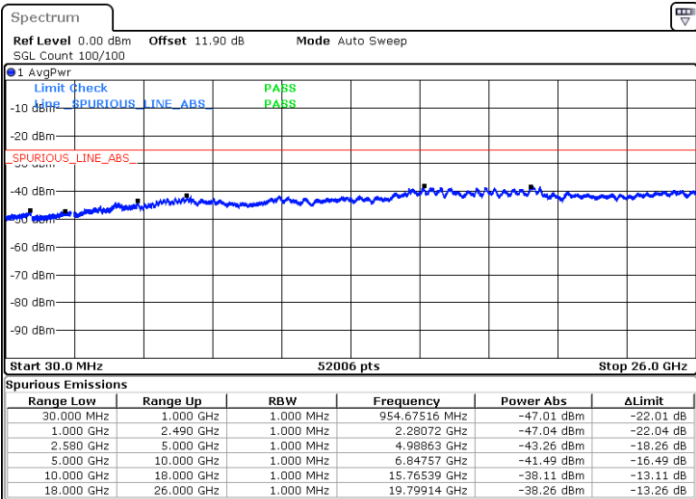
Date: 26 SEP.2017 12:04:25



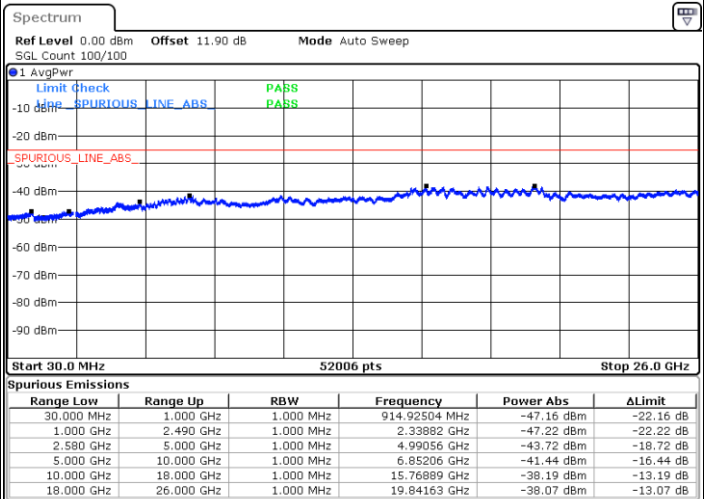
Date: 26 SEP.2017 12:05:18

Middle Channel / QPSK

Middle Channel / 16QAM



Date: 26 SEP.2017 12:06:51



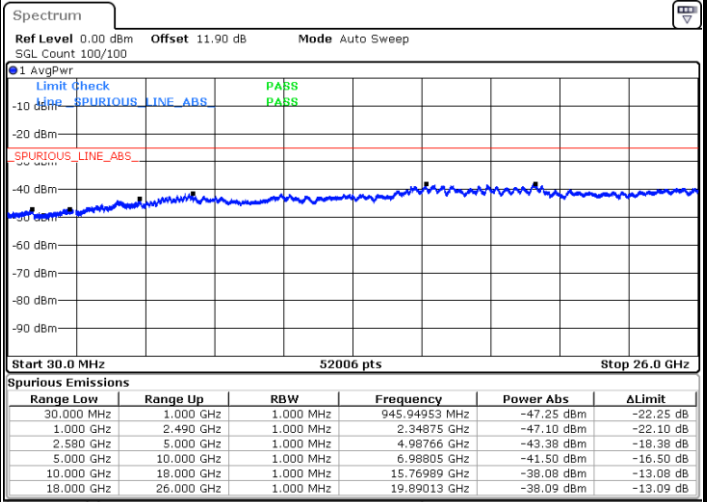
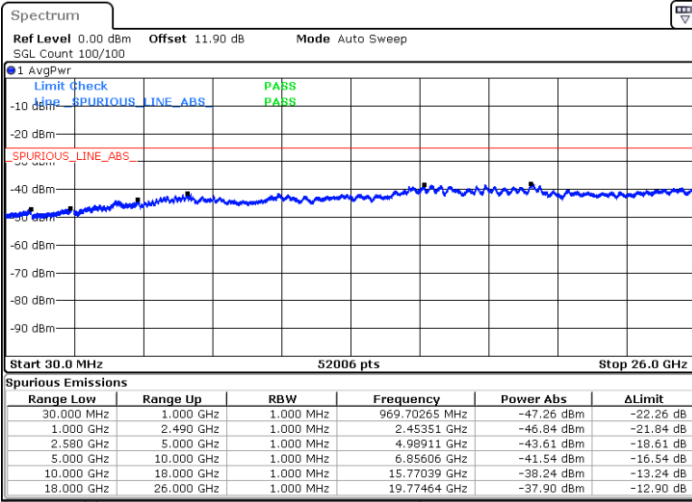
Date: 26 SEP.2017 12:07:44



LTE Band 7 / 5MHz

Highest Channel / QPSK

Highest Channel / 16QAM



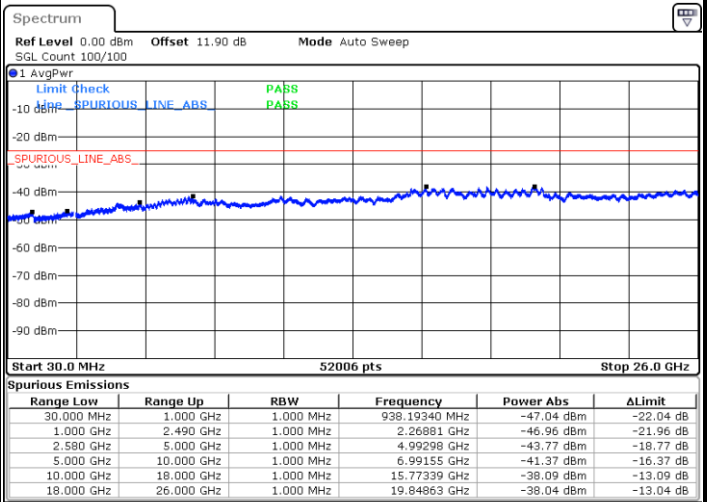
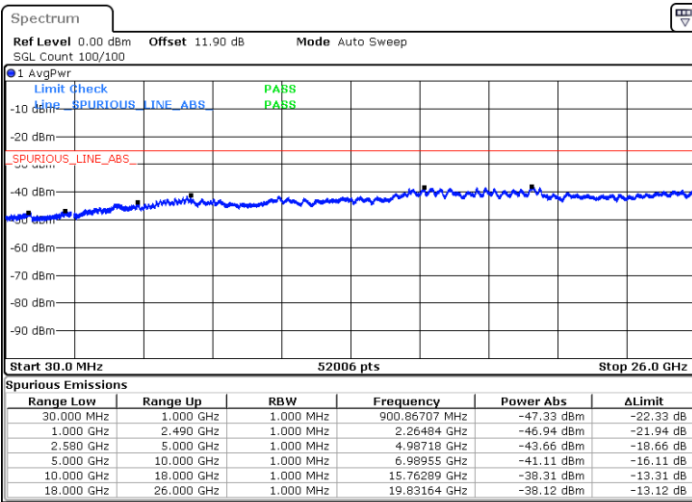
Date: 26 SEP.2017 12:13:55

Date: 26 SEP.2017 12:14:48

LTE Band 7 / 10MHz

Lowest Channel / QPSK

Lowest Channel / 16QAM



Date: 26 SEP.2017 12:20:58

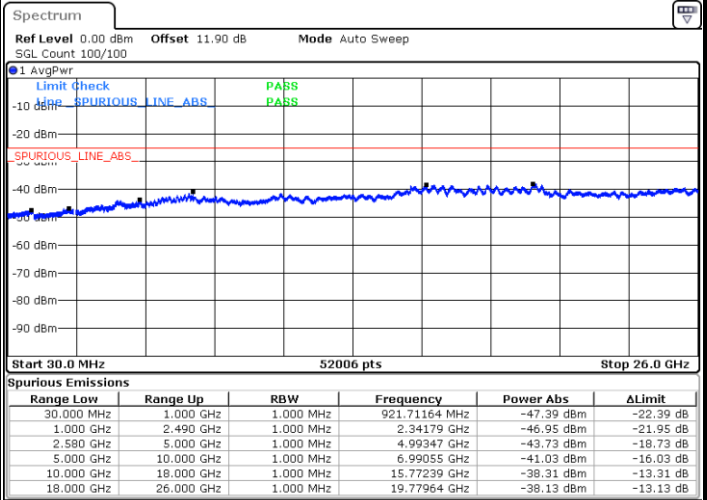
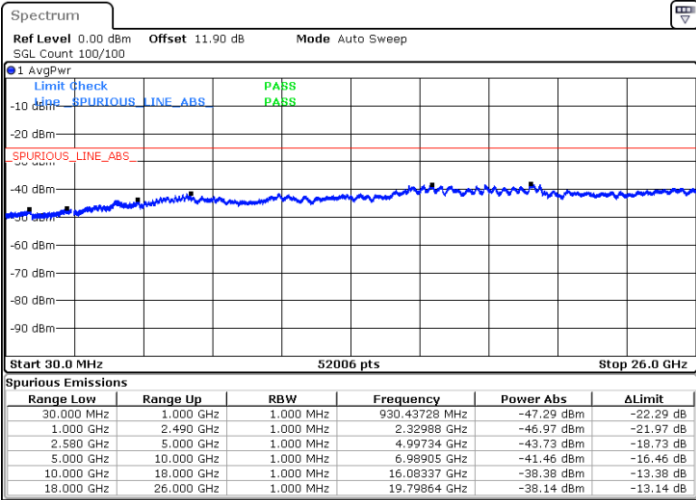
Date: 26 SEP.2017 12:21:51



LTE Band 7 / 10MHz

Middle Channel / QPSK

Middle Channel / 16QAM

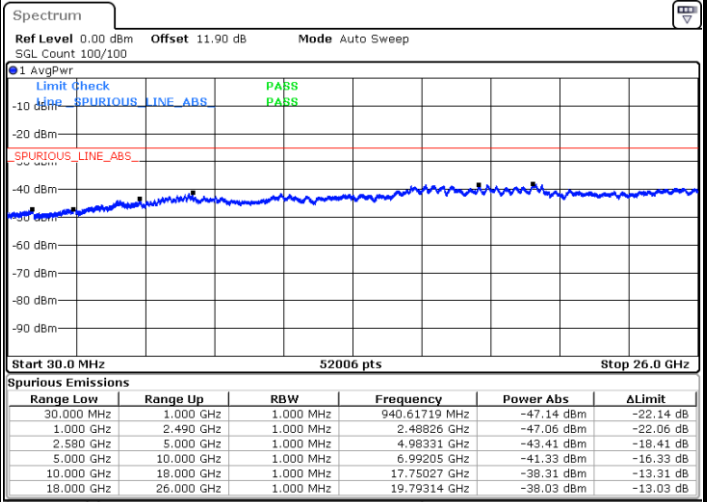
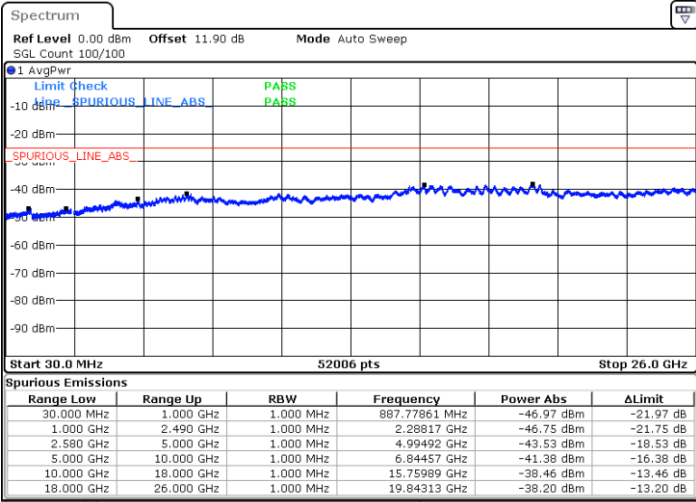


Date: 26 SEP.2017 12:23:25

Date: 26 SEP.2017 12:24:18

Highest Channel / QPSK

Highest Channel / 16QAM



Date: 26 SEP.2017 12:30:28

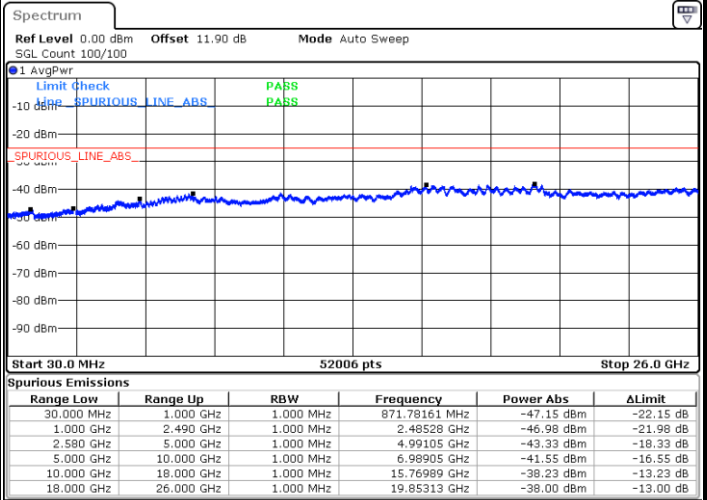
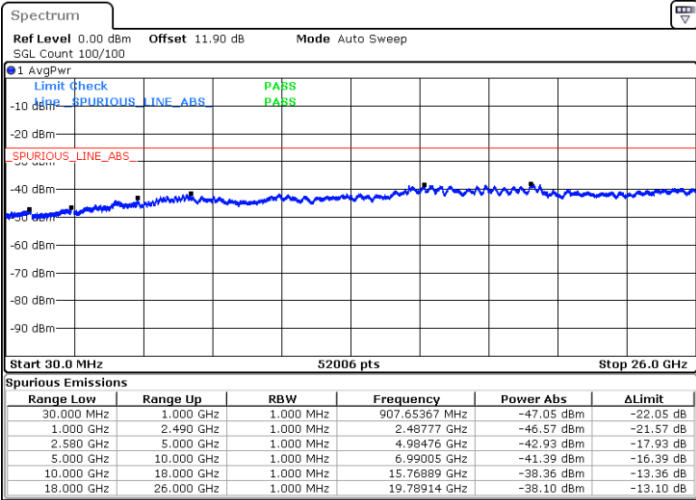
Date: 26 SEP.2017 12:31:21



LTE Band 7 / 15MHz

Lowest Channel / QPSK

Lowest Channel / 16QAM

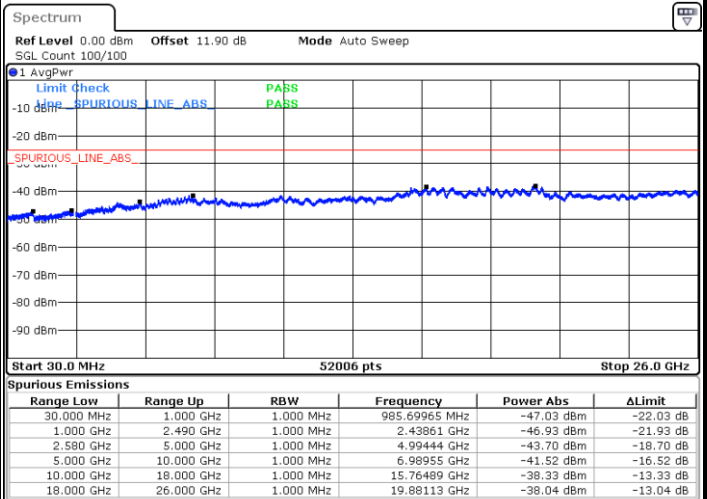
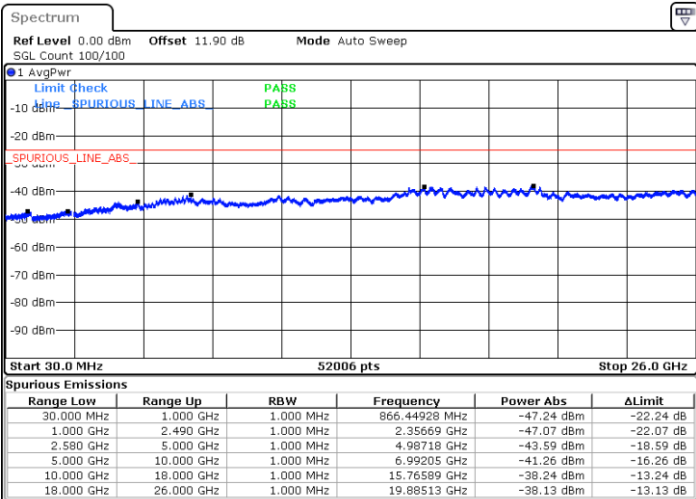


Date: 26 SEP.2017 12:37:32

Date: 26 SEP.2017 12:38:25

Middle Channel / QPSK

Middle Channel / 16QAM



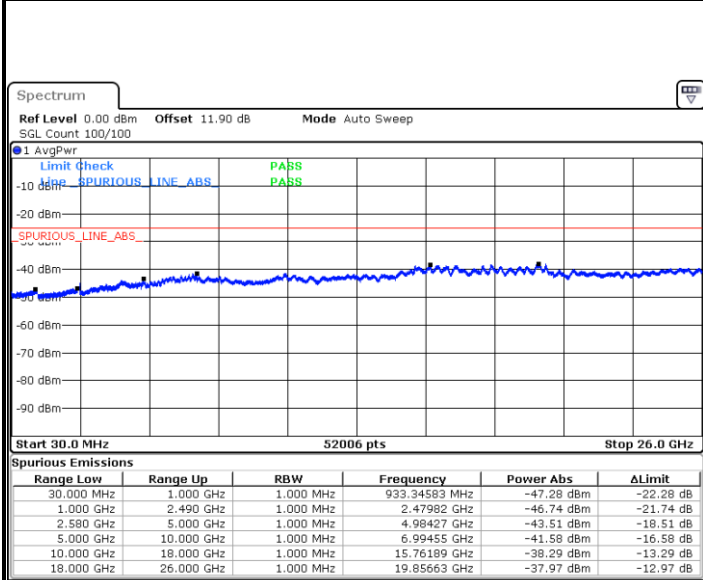
Date: 26 SEP.2017 12:39:58

Date: 26 SEP.2017 12:40:51



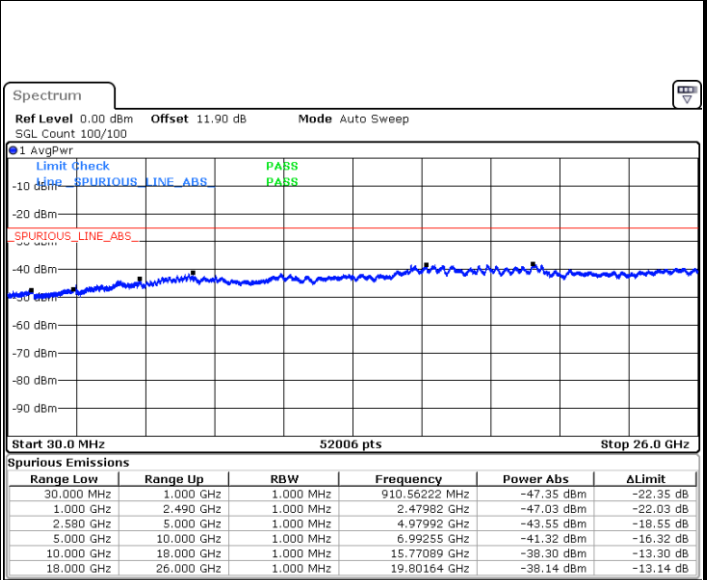
LTE Band 7 / 15MHz

Highest Channel / QPSK



Date: 26 SEP.2017 12:47:02

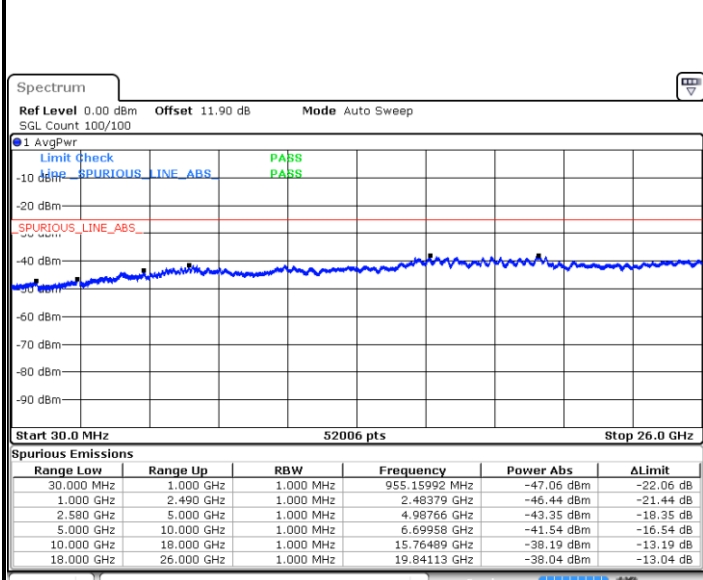
Highest Channel / 16QAM



Date: 26 SEP.2017 12:47:55

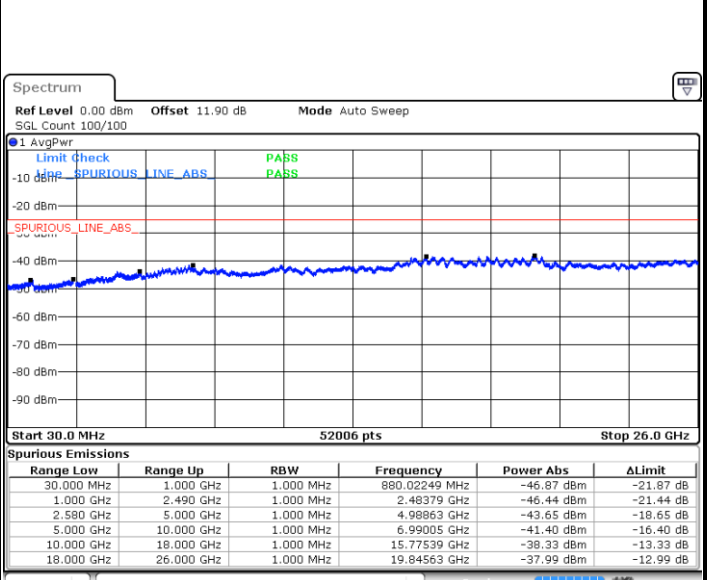
LTE Band 7 / 20MHz

Lowest Channel / QPSK



Date: 26 SEP.2017 12:54:05

Lowest Channel / 16QAM



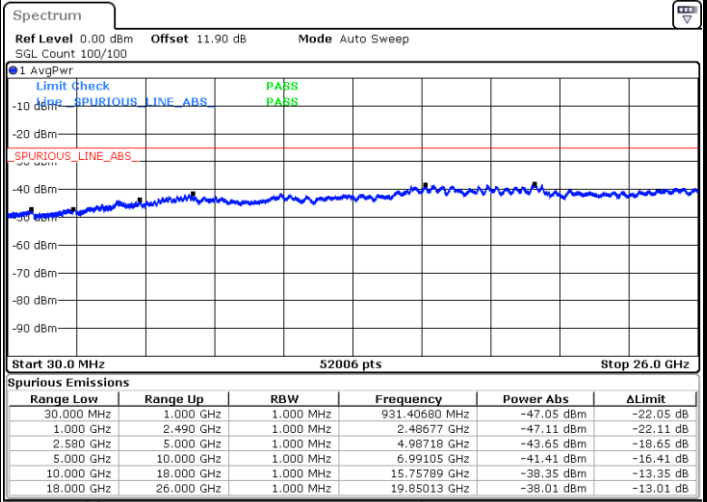
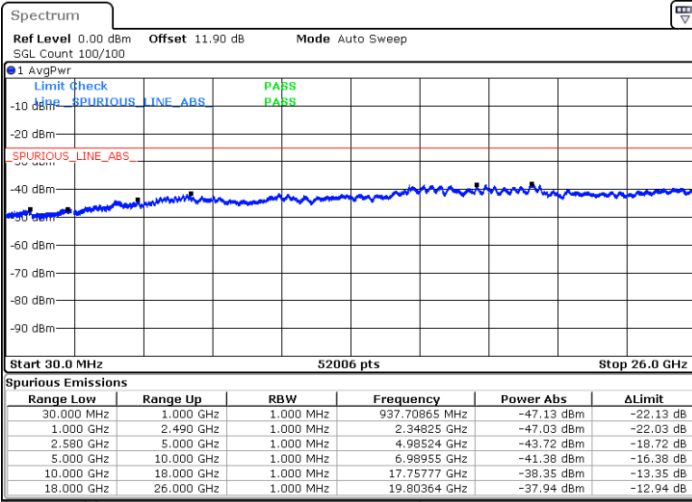
Date: 26 SEP.2017 12:54:58



LTE Band 7 / 20MHz

Middle Channel / QPSK

Middle Channel / 16QAM

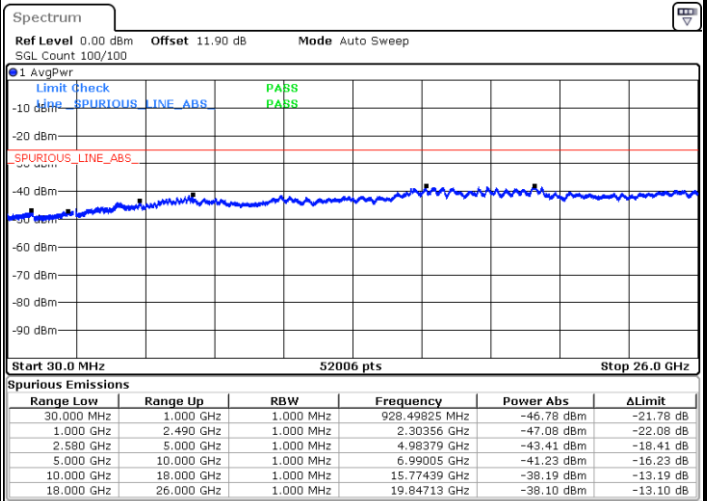
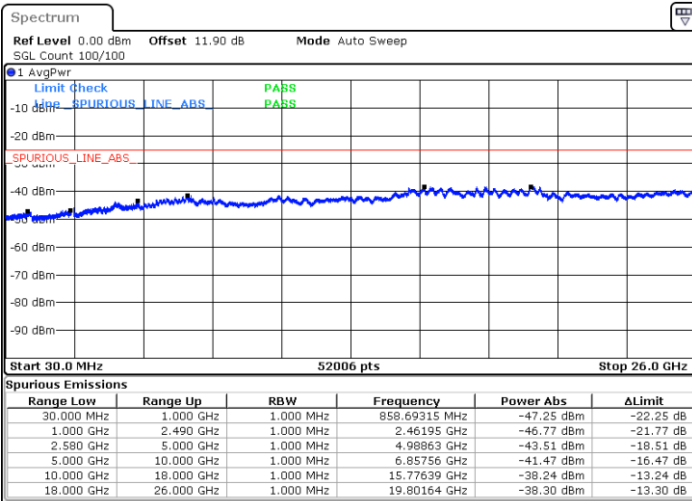


Date: 26 SEP.2017 12:56:31

Date: 26 SEP.2017 12:57:25

Highest Channel / QPSK

Highest Channel / 16QAM



Date: 26 SEP.2017 13:03:35

Date: 26 SEP.2017 13:04:29



Frequency Stability

Test Conditions		LTE Band 7 (QPSK) / Middle Channel	Limit
Temperature (°C)	Voltage (Volt)	BW 10MHz	Note 2.
		Deviation (ppm)	Result
50	Normal Voltage	0.0005	PASS
40	Normal Voltage	0.0002	
30	Normal Voltage	0.0029	
20(Ref.)	Normal Voltage	0.0000	
10	Normal Voltage	0.0022	
0	Normal Voltage	0.0003	
-10	Normal Voltage	0.0025	
-20	Normal Voltage	0.0028	
-30	Normal Voltage	0.0011	
20	Maximum Voltage	0.0003	
20	Normal Voltage	0.0000	
20	Battery End Point	0.0015	

Note:

1. Normal Voltage =4.0 V. ; Battery End Point (BEP) =3.6 V. ; Maximum Voltage =4.4 V.
2. Note: The frequency fundamental emissions stay within the authorized frequency block.



Appendix B. Test Results of ERP/EIRP and Radiated Test

ERP/EIRP

LTE Band 2 / 1.4MHz (Average) (GT - LC = 1.17 dB)							
Channel	Mode	RB		Conducted		EIRP	
		Size	Offset	Power (dBm)	Power (Watts)	EIRP(dBm)	EIRP(W)
Lowest	QPSK	3	1	23.66	0.2323	24.83	0.3041
Middle		3	1	23.65	0.2317	24.82	0.3034
Highest		3	1	23.78	0.2388	24.95	0.3126
Lowest	16QAM	1	3	22.98	0.1986	24.15	0.2600
Middle		1	3	23.00	0.1995	24.17	0.2612
Highest		1	3	22.76	0.1888	23.93	0.2472
Limit	EIRP < 2W			Result		PASS	

LTE Band 2 / 3MHz (Average) (GT - LC = 1.17 dB)							
Channel	Mode	RB		Conducted		EIRP	
		Size	Offset	Power (dBm)	Power (Watts)	EIRP(dBm)	EIRP(W)
Lowest	QPSK	1	14	23.59	0.2286	24.76	0.2992
Middle		1	14	23.45	0.2213	24.62	0.2897
Highest		1	14	23.46	0.2218	24.63	0.2904
Lowest	16QAM	1	8	22.86	0.1932	24.03	0.2529
Middle		1	8	22.69	0.1858	23.86	0.2432
Highest		1	8	22.52	0.1786	23.69	0.2339
Limit	EIRP < 2W			Result		PASS	

LTE Band 2 / 5MHz (Average) (GT - LC = 1.17 dB)							
Channel	Mode	RB		Conducted		EIRP	
		Size	Offset	Power (dBm)	Power (Watts)	EIRP(dBm)	EIRP(W)
Lowest	QPSK	1	12	23.63	0.2307	24.80	0.3020
Middle		1	12	23.55	0.2265	24.72	0.2965
Highest		1	12	23.61	0.2296	24.78	0.3006
Lowest	16QAM	1	0	22.82	0.1914	23.99	0.2506
Middle		1	0	22.67	0.1849	23.84	0.2421
Highest		1	0	22.55	0.1799	23.72	0.2355
Limit	EIRP < 2W			Result		PASS	



LTE Band 2 / 10MHz (Average) (GT - LC = 1.17 dB)							
Channel	Mode	RB		Conducted		EIRP	
		Size	Offset	Power (dBm)	Power (Watts)	EIRP(dBm)	EIRP(W)
Lowest	QPSK	1	0	23.67	0.2328	24.84	0.3048
Middle		1	0	23.78	0.2388	24.95	0.3126
Highest		1	0	23.73	0.2360	24.90	0.3090
Lowest	16QAM	1	0	22.78	0.1897	23.95	0.2483
Middle		1	0	22.98	0.1986	24.15	0.2600
Highest		1	0	22.81	0.1910	23.98	0.2500
Limit	EIRP < 2W			Result		PASS	

LTE Band 2 / 15MHz (Average) (GT - LC = 1.17 dB)							
Channel	Mode	RB		Conducted		EIRP	
		Size	Offset	Power (dBm)	Power (Watts)	EIRP(dBm)	EIRP(W)
Lowest	QPSK	1	0	23.75	0.2371	24.92	0.3105
Middle		1	0	23.72	0.2355	24.89	0.3083
Highest		1	0	23.69	0.2339	24.86	0.3062
Lowest	16QAM	1	74	23.00	0.1995	24.17	0.2612
Middle		1	74	22.89	0.1945	24.06	0.2547
Highest		1	74	22.93	0.1963	24.10	0.2570
Limit	EIRP < 2W			Result		PASS	

LTE Band 2 / 20MHz (Average) (GT - LC = 1.17 dB)							
Channel	Mode	RB		Conducted		EIRP	
		Size	Offset	Power (dBm)	Power (Watts)	EIRP(dBm)	EIRP(W)
Lowest	QPSK	1	0	23.84	0.2421	25.01	0.3170
Middle		1	0	23.76	0.2377	24.93	0.3112
Highest		1	0	23.80	0.2399	24.97	0.3141
Lowest	16QAM	1	49	22.98	0.1986	24.15	0.2600
Middle		1	49	22.97	0.1982	24.14	0.2594
Highest		1	49	22.85	0.1928	24.02	0.2523
Limit	EIRP < 2W			Result		PASS	



LTE Band 4 / 1.4MHz (Average) (GT - LC = 0.27 dB)							
Channel	Mode	RB		Conducted		EIRP	
		Size	Offset	Power (dBm)	Power (Watts)	EIRP(dBm)	EIRP(W)
Lowest	QPSK	3	0	22.60	0.1820	22.87	0.1936
Middle		3	0	22.45	0.1758	22.72	0.1871
Highest		3	0	22.33	0.1710	22.60	0.1820
Lowest	16QAM	1	3	21.95	0.1567	22.22	0.1667
Middle		1	3	21.26	0.1337	21.53	0.1422
Highest		1	3	21.31	0.1352	21.58	0.1439
Limit	EIRP < 1W			Result		PASS	

LTE Band 4 / 3MHz (Average) (GT - LC = 0.27 dB)							
Channel	Mode	RB		Conducted		EIRP	
		Size	Offset	Power (dBm)	Power (Watts)	EIRP(dBm)	EIRP(W)
Lowest	QPSK	1	0	22.57	0.1807	22.84	0.1923
Middle		1	0	22.38	0.1730	22.65	0.1841
Highest		1	0	22.31	0.1702	22.58	0.1811
Lowest	16QAM	1	14	21.71	0.1483	21.98	0.1578
Middle		1	14	21.56	0.1432	21.83	0.1524
Highest		1	14	21.38	0.1374	21.65	0.1462
Limit	EIRP < 1W			Result		PASS	

LTE Band 4 / 5MHz (Average) (GT - LC = 0.27 dB)							
Channel	Mode	RB		Conducted		EIRP	
		Size	Offset	Power (dBm)	Power (Watts)	EIRP(dBm)	EIRP(W)
Lowest	QPSK	1	12	22.57	0.1807	22.84	0.1923
Middle		1	12	22.56	0.1803	22.83	0.1919
Highest		1	12	22.13	0.1633	22.40	0.1738
Lowest	16QAM	1	24	21.85	0.1531	22.12	0.1629
Middle		1	24	21.93	0.1560	22.20	0.1660
Highest		1	24	21.57	0.1435	21.84	0.1528
Limit	EIRP < 1W			Result		PASS	



LTE Band 4 / 10MHz (Average) (GT - LC = 0.27 dB)							
Channel	Mode	RB		Conducted		EIRP	
		Size	Offset	Power (dBm)	Power (Watts)	EIRP(dBm)	EIRP(W)
Lowest	QPSK	1	25	22.60	0.1820	22.87	0.1936
Middle		1	25	22.56	0.1803	22.83	0.1919
Highest		1	25	22.45	0.1758	22.72	0.1871
Lowest	16QAM	1	25	22.00	0.1585	22.27	0.1687
Middle		1	25	21.87	0.1538	22.14	0.1637
Highest		1	25	21.43	0.1390	21.70	0.1479
Limit	EIRP < 1W			Result		PASS	

LTE Band 4 / 15MHz (Average) (GT - LC = 0.27 dB)							
Channel	Mode	RB		Conducted		EIRP	
		Size	Offset	Power (dBm)	Power (Watts)	EIRP(dBm)	EIRP(W)
Lowest	QPSK	1	0	22.62	0.1828	22.89	0.1945
Middle		1	0	22.64	0.1837	22.91	0.1954
Highest		1	0	22.41	0.1742	22.68	0.1854
Lowest	16QAM	1	0	21.94	0.1563	22.21	0.1663
Middle		1	0	21.87	0.1538	22.14	0.1637
Highest		1	0	21.47	0.1403	21.74	0.1493
Limit	EIRP < 1W			Result		PASS	

LTE Band 4 / 20MHz (Average) (GT - LC = 0.27 dB)							
Channel	Mode	RB		Conducted		EIRP	
		Size	Offset	Power (dBm)	Power (Watts)	EIRP(dBm)	EIRP(W)
Lowest	QPSK	1	0	22.54	0.1795	22.81	0.1910
Middle		1	0	22.65	0.1841	22.92	0.1959
Highest		1	0	22.42	0.1746	22.69	0.1858
Lowest	16QAM	1	49	21.47	0.1403	21.74	0.1493
Middle		1	49	21.76	0.1500	22.03	0.1596
Highest		1	49	21.98	0.1578	22.25	0.1679
Limit	EIRP < 1W			Result		PASS	



LTE Band 5 / 1.4MHz (Average) (GT - LC = -0.84 dB)							
Channel	Mode	RB		Conducted		ERP	
		Size	Offset	Power (dBm)	Power (Watts)	ERP(dBm)	ERP(W)
Lowest	QPSK	3	3	23.46	0.2218	20.47	0.1114
Middle		3	3	23.22	0.2099	20.23	0.1054
Highest		3	3	23.32	0.2148	20.33	0.1079
Lowest	16QAM	1	3	22.85	0.1928	19.86	0.0968
Middle		1	3	22.38	0.1730	19.39	0.0869
Highest		1	3	22.49	0.1774	19.50	0.0891
Limit	ERP < 7W			Result		PASS	

LTE Band 5 / 3MHz (Average) (GT - LC = -0.84 dB)							
Channel	Mode	RB		Conducted		ERP	
		Size	Offset	Power (dBm)	Power (Watts)	ERP(dBm)	ERP(W)
Lowest	QPSK	1	0	23.27	0.2123	20.28	0.1067
Middle		1	0	23.48	0.2228	20.49	0.1119
Highest		1	0	23.37	0.2173	20.38	0.1091
Lowest	16QAM	1	8	22.63	0.1832	19.64	0.0920
Middle		1	8	22.06	0.1607	19.07	0.0807
Highest		1	8	22.58	0.1811	19.59	0.0910
Limit	ERP < 7W			Result		PASS	

LTE Band 5 / 5MHz (Average) (GT - LC = -0.84 dB)							
Channel	Mode	RB		Conducted		ERP	
		Size	Offset	Power (dBm)	Power (Watts)	ERP(dBm)	ERP(W)
Lowest	QPSK	1	12	23.27	0.2123	20.28	0.1067
Middle		1	12	23.46	0.2218	20.47	0.1114
Highest		1	12	23.24	0.2109	20.25	0.1059
Lowest	16QAM	1	0	22.57	0.1807	19.58	0.0908
Middle		1	0	22.50	0.1778	19.51	0.0893
Highest		1	0	22.71	0.1866	19.72	0.0938
Limit	ERP < 7W			Result		PASS	



LTE Band 5 / 10MHz (Average) (GT - LC = -0.84 dB)							
Channel	Mode	RB		Conducted		ERP	
		Size	Offset	Power (dBm)	Power (Watts)	ERP(dBm)	ERP(W)
Lowest	QPSK	1	0	23.50	0.2239	20.51	0.1125
Middle		1	0	23.62	0.2301	20.63	0.1156
Highest		1	0	23.53	0.2254	20.54	0.1132
Lowest	16QAM	1	25	22.63	0.1832	19.64	0.0920
Middle		1	25	22.84	0.1923	19.85	0.0966
Highest		1	25	22.57	0.1807	19.58	0.0908
Limit	ERP < 7W			Result		PASS	



LTE Band 7 / 5MHz (Average) (GT - LC = 1.27 dB)							
Channel	Mode	RB		Conducted		EIRP	
		Size	Offset	Power (dBm)	Power (Watts)	EIRP(dBm)	EIRP(W)
Lowest	QPSK	1.00	0.00	22.18	0.1652	23.45	0.2213
Middle		1.00	0.00	22.26	0.1683	23.53	0.2254
Highest		1.00	0.00	21.90	0.1549	23.17	0.2075
Lowest	16QAM	1.00	24.00	21.23	0.1327	22.50	0.1778
Middle		1.00	24.00	21.30	0.1349	22.57	0.1807
Highest		1.00	24.00	21.26	0.1337	22.53	0.1791
Limit	EIRP < 2W			Result		PASS	

LTE Band 7 / 10MHz (Average) (GT - LC = 1.27 dB)							
Channel	Mode	RB		Conducted		EIRP	
		Size	Offset	Power (dBm)	Power (Watts)	EIRP(dBm)	EIRP(W)
Lowest	QPSK	1.00	0.00	22.25	0.1679	23.52	0.2249
Middle		1.00	0.00	22.18	0.1652	23.45	0.2213
Highest		1.00	0.00	21.86	0.1535	23.13	0.2056
Lowest	16QAM	1.00	49	21.22	0.1324	22.49	0.1774
Middle		1.00	49	21.30	0.1349	22.57	0.1807
Highest		1.00	49	21.13	0.1297	22.40	0.1738
Limit	EIRP < 2W			Result		PASS	

LTE Band 7 / 15MHz (Average) (GT - LC = 1.27 dB)							
Channel	Mode	RB		Conducted		EIRP	
		Size	Offset	Power (dBm)	Power (Watts)	EIRP(dBm)	EIRP(W)
Lowest	QPSK	1.00	0.00	22.28	0.1690	23.55	0.2265
Middle		1.00	0.00	22.22	0.1667	23.49	0.2234
Highest		1.00	0.00	22.24	0.1675	23.51	0.2244
Lowest	16QAM	1.00	74.00	21.12	0.1294	22.39	0.1734
Middle		1.00	74.00	21.26	0.1337	22.53	0.1791
Highest		1.00	74.00	21.28	0.1343	22.55	0.1799
Limit	EIRP < 2W			Result		PASS	



LTE Band 7 / 20MHz (Average) (GT - LC = 1.27 dB)							
Channel	Mode	RB		Conducted		EIRP	
		Size	Offset	Power (dBm)	Power (Watts)	EIRP(dBm)	EIRP(W)
Lowest	QPSK	1.00	0.00	22.29	0.1694	23.56	0.2270
Middle		1.00	0.00	22.30	0.1698	23.57	0.2275
Highest		1.00	0.00	22.22	0.1667	23.49	0.2234
Lowest	16QAM	1.00	0.00	21.23	0.1327	22.50	0.1778
Middle		1.00	0.00	21.27	0.1340	22.54	0.1795
Highest		1.00	0.00	21.24	0.1330	22.51	0.1782
Limit	EIRP < 2W			Result		PASS	



Radiated Spurious Emission

LTE Band 2

LTE Band 2 / 1.4MHz / QPSK									
Channel	Frequency (MHz)	EIRP (dBm)	Limit (dBm)	Over Limit (dB)	SPA Reading (dBm)	S.G. Power (dBm)	TX Cable loss (dB)	TX Antenna Gain (dBi)	Polarization (H/V)
Highest	3819	-35.64	-13	-22.64	-54.64	-47.30	0.65	12.31	H
	5730	-32.39	-13	-19.39	-53.32	-43.90	0.82	12.33	H
	7634	-45.78	-13	-32.78	-70.33	-55.32	0.98	10.52	H
									H
									H
									H
									H
	3819	-34.69	-13	-21.69	-54.54	-46.35	0.65	12.31	V
	5730	-30.78	-13	-17.78	-52.8	-42.29	0.82	12.33	V
	7634	-46.56	-13	-33.56	-70.97	-56.10	0.98	10.52	V
									V
									V
									V
									V

Remark: Spurious emissions within 30-1000MHz were found more than 20dB below limit line.



LTE Band 2 / 3MHz / QPSK									
Channel	Frequency (MHz)	EIRP (dBm)	Limit (dBm)	Over Limit (dB)	SPA Reading (dBm)	S.G. Power (dBm)	TX Cable loss (dB)	TX Antenna Gain (dBi)	Polarization (H/V)
Lowest	3700	-44.04	-13	-31.04	-62.95	-55.79	0.63	12.38	H
	5548	-40.57	-13	-27.57	-61.58	-51.91	0.81	12.15	H
	7403	-42.97	-13	-29.97	-67.15	-52.09	0.99	10.11	H
									H
									H
									H
									H
	3700	-45.03	-13	-32.03	-64.64	-56.78	0.63	12.38	V
	5548	-40.60	-13	-27.60	-62.28	-51.94	0.81	12.15	V
	7403	-42.52	-13	-29.52	-66.7	-51.64	0.99	10.11	V
									V
									V
									V
									V

Remark: Spurious emissions within 30-1000MHz were found more than 20dB below limit line.



LTE Band 2 / 5MHz / QPSK									
Channel	Frequency (MHz)	EIRP (dBm)	Limit (dBm)	Over Limit (dB)	SPA Reading (dBm)	S.G. Power (dBm)	TX Cable loss (dB)	TX Antenna Gain (dBi)	Polarization (H/V)
Lowest	3700	-42.26	-13	-29.26	-61.17	-54.01	0.63	12.38	H
	5555	-42.15	-13	-29.15	-63.15	-53.49	0.81	12.16	H
	7403	-42.77	-13	-29.77	-66.95	-51.89	0.99	10.11	H
									H
									H
									H
									H
	3700	-44.54	-13	-31.54	-64.15	-56.29	0.63	12.38	V
	5548	-42.53	-13	-29.53	-64.21	-53.87	0.81	12.15	V
	7403	-43.39	-13	-30.39	-67.57	-52.51	0.99	10.11	V
									V
									V
									V
									V

Remark: Spurious emissions within 30-1000MHz were found more than 20dB below limit line.



LTE Band 2 / 10MHz / QPSK									
Channel	Frequency (MHz)	EIRP (dBm)	Limit (dBm)	Over Limit (dB)	SPA Reading (dBm)	S.G. Power (dBm)	TX Cable loss (dB)	TX Antenna Gain (dBi)	Polarization (H/V)
Middle	3749	-35.41	-13	-22.41	-54.37	-47.12	0.64	12.35	H
	5625	-36.33	-13	-23.33	-57.2	-47.72	0.83	12.23	H
	7501	-39.76	-13	-26.76	-63.94	-48.67	0.99	9.90	H
									H
									H
									H
									H
	3749	-34.99	-13	-21.99	-54.73	-46.70	0.64	12.35	V
	5625	-36.50	-13	-23.50	-58.22	-47.89	0.83	12.23	V
	7501	-41.12	-13	-28.12	-65.39	-50.03	0.99	9.90	V
									V
									V
									V
									V

Remark: Spurious emissions within 30-1000MHz were found more than 20dB below limit line.



LTE Band 2 / 15MHz / QPSK									
Channel	Frequency (MHz)	EIRP (dBm)	Limit (dBm)	Over Limit (dB)	SPA Reading (dBm)	S.G. Power (dBm)	TX Cable loss (dB)	TX Antenna Gain (dBi)	Polarization (H/V)
Lowest	3700	-41.61	-13	-28.61	-60.52	-53.36	0.63	12.38	H
	5555	-40.04	-13	-27.04	-61.04	-51.38	0.81	12.16	H
	7403	-42.01	-13	-29.01	-66.19	-51.13	0.99	10.11	H
									H
									H
									H
									H
	3700	-43.27	-13	-30.27	-62.88	-55.02	0.63	12.38	V
	5555	-40.27	-13	-27.27	-61.94	-51.61	0.81	12.16	V
	7403	-41.89	-13	-28.89	-66.07	-51.01	0.99	10.11	V
									V
									V
									V
									V

Remark: Spurious emissions within 30-1000MHz were found more than 20dB below limit line.



LTE Band 2 / 20MHz / QPSK									
Channel	Frequency (MHz)	EIRP (dBm)	Limit (dBm)	Over Limit (dB)	SPA Reading (dBm)	S.G. Power (dBm)	TX Cable loss (dB)	TX Antenna Gain (dBi)	Polarization (H/V)
Lowest	3702	-43.17	-13	-30.17	-62.08	-54.92	0.63	12.38	H
	5555	-40.47	-13	-27.47	-61.47	-51.81	0.81	12.16	H
	7403	-42.24	-13	-29.24	-66.42	-51.36	0.99	10.11	H
									H
									H
									H
									H
	3702	-45.19	-13	-32.19	-64.8	-56.94	0.63	12.38	V
	5555	-39.54	-13	-26.54	-61.21	-50.88	0.81	12.16	V
	7403	-42.10	-13	-29.10	-66.28	-51.22	0.99	10.11	V
									V
									V
									V
									V

Remark: Spurious emissions within 30-1000MHz were found more than 20dB below limit line.



LTE Band 4

LTE Band 4 / 1.4MHz / QPSK									
Channel	Frequency (MHz)	EIRP (dBm)	Limit (dBm)	Over Limit (dB)	SPA Reading (dBm)	S.G. Power (dBm)	TX Cable loss (dB)	TX Antenna Gain (dBi)	Polarization (H/V)
Lowest	3420	-46.20	-13	-33.20	-63.18	-57.81	0.60	12.21	H
	5128	-47.20	-13	-34.20	-67.97	-58.45	0.78	12.03	H
	6843	-34.64	-13	-21.64	-57.58	-44.74	0.93	11.03	H
									H
									H
									H
									H
	3420	-48.47	-13	-35.47	-65.83	-60.08	0.60	12.21	V
	5128	-47.84	-13	-34.84	-69.3	-59.09	0.78	12.03	V
	6843	-36.41	-13	-23.41	-59.97	-46.50	0.93	11.03	V
									V
									V
									V
									V

Remark: Spurious emissions within 30-1000MHz were found more than 20dB below limit line.



LTE Band 4 / 3MHz / QPSK									
Channel	Frequency (MHz)	EIRP (dBm)	Limit (dBm)	Over Limit (dB)	SPA Reading (dBm)	S.G. Power (dBm)	TX Cable loss (dB)	TX Antenna Gain (dBi)	Polarization (H/V)
Lowest	3420	-45.43	-13	-32.43	-62.41	-57.04	0.60	12.21	H
	5128	-47.62	-13	-34.62	-68.39	-58.87	0.78	12.03	H
	6843	-34.89	-13	-21.89	-57.83	-44.99	0.93	11.03	H
									H
									H
									H
									H
	3420	-47.86	-13	-34.86	-65.22	-59.47	0.60	12.21	V
	5128	-47.44	-13	-34.44	-68.9	-58.69	0.78	12.03	V
	6843	-35.31	-13	-22.31	-59.05	-45.41	0.93	11.03	V
									V
									V
									V
									V

Remark: Spurious emissions within 30-1000MHz were found more than 20dB below limit line.



LTE Band 4 / 5MHz / QPSK									
Channel	Frequency (MHz)	EIRP (dBm)	Limit (dBm)	Over Limit (dB)	SPA Reading (dBm)	S.G. Power (dBm)	TX Cable loss (dB)	TX Antenna Gain (dBi)	Polarization (H/V)
Lowest	3420	-44.63	-13	-31.63	-61.61	-56.24	0.60	12.21	H
	5128	-48.31	-13	-35.31	-69.08	-59.56	0.78	12.03	H
	6843	-34.15	-13	-21.15	-57.09	-44.25	0.93	11.03	H
									H
									H
									H
									H
	3420	-46.82	-13	-33.82	-64.18	-58.43	0.60	12.21	V
	5128	-48.90	-13	-35.90	-70.36	-60.15	0.78	12.03	V
	6843	-35.33	-13	-22.33	-59.07	-45.43	0.93	11.03	V
									V
									V
									V
									V

Remark: Spurious emissions within 30-1000MHz were found more than 20dB below limit line.



LTE Band 4 / 10MHz / QPSK									
Channel	Frequency (MHz)	EIRP (dBm)	Limit (dBm)	Over Limit (dB)	SPA Reading (dBm)	S.G. Power (dBm)	TX Cable loss (dB)	TX Antenna Gain (dBi)	Polarization (H/V)
Lowest	3420	-44.43	-13	-31.43	-61.41	-56.04	0.60	12.21	H
	5128	-47.90	-13	-34.90	-68.67	-59.15	0.78	12.03	H
	6843	-35.22	-13	-22.22	-58.1	-45.32	0.93	11.03	H
									H
									H
									H
									H
	3420	-47.61	-13	-34.61	-64.97	-59.22	0.60	12.21	V
	5135	-47.90	-13	-34.90	-69.36	-59.15	0.77	12.03	V
	6843	-35.13	-13	-22.13	-58.87	-45.23	0.93	11.03	V
									V
									V
									V
									V

Remark: Spurious emissions within 30-1000MHz were found more than 20dB below limit line.



LTE Band 4 / 15MHz / QPSK									
Channel	Frequency (MHz)	EIRP (dBm)	Limit (dBm)	Over Limit (dB)	SPA Reading (dBm)	S.G. Power (dBm)	TX Cable loss (dB)	TX Antenna Gain (dBi)	Polarization (H/V)
Middle	3455	-46.49	-13	-33.49	-63.87	-58.23	0.60	12.34	H
	5177	-50.39	-13	-37.39	-71.16	-61.66	0.77	12.04	H
	6906	-37.69	-13	-24.69	-60.93	-47.78	0.93	11.02	H
									H
									H
									H
									H
	3455	-47.85	-13	-34.85	-65.59	-59.59	0.60	12.34	V
	5177	-49.39	-13	-36.39	-70.69	-60.66	0.77	12.04	V
	6906	-38.66	-13	-25.66	-62.68	-48.75	0.93	11.02	V
									V
									V
									V
									V

Remark: Spurious emissions within 30-1000MHz were found more than 20dB below limit line.



LTE Band 4 / 20MHz / QPSK									
Channel	Frequency (MHz)	EIRP (dBm)	Limit (dBm)	Over Limit (dB)	SPA Reading (dBm)	S.G. Power (dBm)	TX Cable loss (dB)	TX Antenna Gain (dBi)	Polarization (H/V)
Middle	3448	-45.22	-13	-32.22	-62.6	-56.93	0.60	12.31	H
	5170	-49.04	-13	-36.04	-69.81	-60.31	0.77	12.03	H
	6892	-37.87	-13	-24.87	-61.13	-47.96	0.93	11.02	H
									H
									H
									H
									H
	3448	-47.99	-13	-34.99	-65.73	-59.70	0.60	12.31	V
	5170	-48.82	-13	-35.82	-70.17	-60.09	0.77	12.03	V
	6892	-38.81	-13	-25.81	-62.85	-48.90	0.93	11.02	V
									V
									V
									V
									V

Remark: Spurious emissions within 30-1000MHz were found more than 20dB below limit line.



LTE Band 5

LTE Band 5 / 1.4MHz / QPSK									
Channel	Frequency (MHz)	ERP (dBm)	Limit (dBm)	Over Limit (dB)	SPA Reading (dBm)	S.G. Power (dBm)	TX Cable loss (dB)	TX Antenna Gain (dBi)	Polarization (H/V)
Lowest	1648	-51.03	-13	-38.03	-61.75	-57.31	0.41	8.83	H
	2472	-57.78	-13	-44.78	-72.9	-65.89	0.51	10.76	H
	3296	-54.84	-13	-41.84	-71.1	-63.87	0.59	11.77	H
									H
									H
									H
									H
	1648	-49.81	-13	-36.81	-60.52	-56.09	0.41	8.83	V
	2472	-58.42	-13	-45.42	-72.96	-66.53	0.51	10.76	V
	3296	-53.43	-13	-40.43	-70.12	-62.46	0.59	11.77	V
									V
									V
									V
									V

Remark: Spurious emissions within 30-1000MHz were found more than 20dB below limit line.



LTE Band 5 / 3MHz / QPSK									
Channel	Frequency (MHz)	ERP (dBm)	Limit (dBm)	Over Limit (dB)	SPA Reading (dBm)	S.G. Power (dBm)	TX Cable loss (dB)	TX Antenna Gain (dBi)	Polarization (H/V)
Middle	1672	-59.72	-13	-46.72	-70.55	-66.08	0.41	8.92	H
	2504	-58.86	-13	-45.86	-73.97	-67.00	0.51	10.80	H
	3340	-60.13	-13	-47.13	-76.31	-69.31	0.60	11.92	H
									H
									H
									H
									H
	1672	-58.34	-13	-45.34	-69.19	-64.70	0.41	8.92	V
	2504	-59.37	-13	-46.37	-73.79	-67.51	0.51	10.80	V
	3340	-56.39	-13	-43.39	-72.98	-65.57	0.60	11.92	V
									V
									V
									V
									V

Remark: Spurious emissions within 30-1000MHz were found more than 20dB below limit line.



LTE Band 5 / 5MHz / QPSK									
Channel	Frequency (MHz)	ERP (dBm)	Limit (dBm)	Over Limit (dB)	SPA Reading (dBm)	S.G. Power (dBm)	TX Cable loss (dB)	TX Antenna Gain (dBi)	Polarization (H/V)
Middle	1672	-57.38	-13	-44.38	-68.21	-63.74	0.41	8.92	H
	2504	-58.20	-13	-45.20	-73.31	-66.34	0.51	10.80	H
	3337	-59.33	-13	-46.33	-75.54	-68.50	0.60	11.91	H
									H
									H
									H
									H
	1672	-55.63	-13	-42.63	-66.48	-61.99	0.41	8.92	V
	2504	-57.95	-13	-44.95	-72.37	-66.09	0.51	10.80	V
	3337	-57.40	-13	-44.40	-74.03	-66.57	0.60	11.91	V
									V
									V
									V
									V

Remark: Spurious emissions within 30-1000MHz were found more than 20dB below limit line.



LTE Band 5 / 10MHz / QPSK									
Channel	Frequency (MHz)	ERP (dBm)	Limit (dBm)	Over Limit (dB)	SPA Reading (dBm)	S.G. Power (dBm)	TX Cable loss (dB)	TX Antenna Gain (dBi)	Polarization (H/V)
Middle	1664	-53.44	-13	-40.44	-64.23	-59.77	0.41	8.89	H
	2496	-58.14	-13	-45.14	-73.25	-66.28	0.51	10.79	H
	3328	-59.14	-13	-46.14	-75.34	-68.28	0.59	11.88	H
									H
									H
									H
									H
	1664	-50.88	-13	-37.88	-61.68	-57.21	0.41	8.89	V
	2496	-56.93	-13	-43.93	-71.35	-65.07	0.51	10.79	V
	3328	-56.10	-13	-43.10	-72.72	-65.24	0.59	11.88	V
									V
									V
									V
									V

Remark: Spurious emissions within 30-1000MHz were found more than 20dB below limit line.



LTE Band 7

LTE Band 7 / 5MHz / QPSK									
Channel	Frequency (MHz)	EIRP (dBm)	Limit (dBm)	Over Limit (dB)	SPA Reading (dBm)	S.G. Power (dBm)	TX Cable loss (dB)	TX Antenna Gain (dBi)	Polarization (H/V)
Middle	5064	-48.16	-25	-23.16	-68.93	-59.39	0.79	12.01	H
	7596	-37.49	-25	-12.49	-61.91	-46.85	0.98	10.34	H
	10134	-42.34	-25	-17.34	-71.56	-53.06	1.16	11.88	H
									H
									H
									H
									H
	5064	-47.01	-25	-22.01	-68.69	-58.24	0.79	12.01	V
	7596	-41.55	-25	-16.55	-65.8	-50.91	0.98	10.34	V
	10134	-45.39	-25	-20.39	-73.92	-56.11	1.16	11.88	V
									V
									V
									V
									V

Remark: Spurious emissions within 30-1000MHz were found more than 20dB below limit line.



LTE Band 7 / 10MHz / QPSK									
Channel	Frequency (MHz)	EIRP (dBm)	Limit (dBm)	Over Limit (dB)	SPA Reading (dBm)	S.G. Power (dBm)	TX Cable loss (dB)	TX Antenna Gain (dBi)	Polarization (H/V)
Lowest	5004	-43.38	-25	-18.38	-64.16	-54.59	0.79	12.00	H
	7500	-36.63	-25	-11.63	-60.81	-45.54	0.99	9.90	H
	9999	-46.30	-25	-21.30	-75.33	-56.96	1.14	11.80	H
									H
									H
									H
									H
	5004	-46.56	-25	-21.56	-68.41	-57.77	0.79	12.00	V
	7500	-40.86	-25	-15.86	-65.13	-49.77	0.99	9.90	V
	9999	-47.25	-25	-22.25	-75.43	-57.91	1.14	11.80	V
									V
									V
									V
									V

Remark: Spurious emissions within 30-1000MHz were found more than 20dB below limit line.



LTE Band 7 / 15MHz / QPSK									
Channel	Frequency (MHz)	EIRP (dBm)	Limit (dBm)	Over Limit (dB)	SPA Reading (dBm)	S.G. Power (dBm)	TX Cable loss (dB)	TX Antenna Gain (dBi)	Polarization (H/V)
Lowest	5004	-45.24	-25	-20.24	-66.02	-56.45	0.79	12.00	H
	7500	-37.43	-25	-12.43	-61.61	-46.34	0.99	9.90	H
	9999	-46.90	-25	-21.90	-75.93	-57.56	1.14	11.80	H
									H
									H
									H
									H
	5004	-46.10	-25	-21.10	-67.95	-57.31	0.79	12.00	V
	7500	-40.68	-25	-15.68	-64.95	-49.59	0.99	9.90	V
	9999	-47.52	-25	-22.52	-75.7	-58.18	1.14	11.80	V
									V
									V
									V
									V

Remark: Spurious emissions within 30-1000MHz were found more than 20dB below limit line.



LTE Band 7 / 20MHz / QPSK									
Channel	Frequency (MHz)	EIRP (dBm)	Limit (dBm)	Over Limit (dB)	SPA Reading (dBm)	S.G. Power (dBm)	TX Cable loss (dB)	TX Antenna Gain (dBi)	Polarization (H/V)
Middle	5052	-43.35	-25	-18.35	-64.13	-54.57	0.79	12.01	H
	7578	-32.05	-25	-7.05	-56.43	-41.33	0.98	10.26	H
	10107	-39.68	-25	-14.68	-68.89	-50.38	1.17	11.86	H
									H
									H
									H
									H
	5052	-43.52	-25	-18.52	-65.26	-54.74	0.79	12.01	V
	7578	-36.90	-25	-11.90	-61.15	-46.18	0.98	10.26	V
	10107	-43.85	-25	-18.85	-72.35	-54.55	1.17	11.86	V
									V
									V
									V
									V

Remark: Spurious emissions within 30-1000MHz were found more than 20dB below limit line.