



FCC RF Test Report

APPLICANT : Bullitt Group
EQUIPMENT : Rugged Smart Phone
BRAND NAME : CAT
MODEL NAME : S31
FCC ID : ZL5S31
STANDARD : FCC 47 CFR Part 2, 22(H), 24(E), 27(L)
CLASSIFICATION : PCS Licensed Transmitter Held to Ear (PCE)

The product was received on Aug. 06, 2017 and testing was completed on Sep. 17, 2017. We, SPORTON INTERNATIONAL INC., would like to declare that the tested sample has been evaluated in accordance with the test procedures given in ANSI / TIA / EIA-603-E-2016 and has been in compliance with the applicable technical standards.

The test results in this report apply exclusively to the tested model / sample. Without written approval of SPORTON INTERNATIONAL INC., the test report shall not be reproduced except in full.

Reviewed by: Joseph Lin / Supervisor

Approved by: Jones Tsai / Manager



SPORTON INTERNATIONAL INC.

No. 52, Hwa Ya 1st Rd., Hwa Ya Technology Park, Kwei-Shan District, Tao Yuan City, Taiwan, R.O.C.

SPORTON INTERNATIONAL INC.

TEL : 886-3-327-3456

FAX : 886-3-328-4978

FCC ID : ZL5S31

Page Number : 1 of 20

Report Issued Date : Oct. 09, 2017

Report Version : Rev. 02

Report Template No.: BU5-FG22/24/27 Version 2.0



TABLE OF CONTENTS

REVISION HISTORY..... 3

SUMMARY OF TEST RESULT 4

1 GENERAL DESCRIPTION 5

 1.1 Applicant..... 5

 1.2 Manufacturer 5

 1.3 Product Feature of Equipment Under Test 5

 1.4 Modification of EUT 5

 1.5 Testing Location 6

 1.6 Applicable Standards 6

2 TEST CONFIGURATION OF EQUIPMENT UNDER TEST 7

 2.1 Test Mode..... 7

 2.2 Connection Diagram of Test System 8

 2.3 Support Unit used in test configuration 8

 2.4 Measurement Results Explanation Example 8

 2.5 Frequency List of Low/Middle/High Channels..... 9

3 CONDUCTED TEST RESULT..... 10

 3.1 Measuring Instruments..... 10

 3.2 Test Setup 10

 3.3 Test Result of Conducted Test..... 10

 3.4 Conducted Output Power and ERP/EIRP 11

 3.5 Peak-to-Average Ratio 12

 3.6 99% Occupied Bandwidth and 26dB Bandwidth Measurement..... 13

 3.7 Conducted Band Edge 14

 3.8 Conducted Spurious Emission 15

 3.9 Frequency Stability..... 16

4 RADIATED TEST ITEMS 17

 4.1 Measuring Instruments..... 17

 4.2 Test Setup 17

 4.3 Test Result of Radiated Test..... 17

 4.4 Field Strength of Spurious Radiation Measurement 18

5 LIST OF MEASURING EQUIPMENT 19

6 UNCERTAINTY OF EVALUATION 20

APPENDIX A. TEST RESULTS OF CONDUCTED TEST

APPENDIX B. TEST RESULTS OF RADIATED TEST

APPENDIX C. TEST SETUP PHOTOGRAPHS



REVISION HISTORY

REPORT NO.	VERSION	DESCRIPTION	ISSUED DATE
FG770420-02A	Rev. 01	Initial issue of report	Oct. 02, 2017
FG770420-02A	Rev. 02	Revising ANSI / TIA / EIA-603-E-2016 information.	Oct. 09, 2017



SUMMARY OF TEST RESULT

Report Section	FCC Rule	Description	Limit	Result	Remark
3.4	§2.1046	Conducted Output Power	Reporting Only	PASS	-
	§22.913(a)(2)	Effective Radiated Power	< 7 Watts	PASS	-
	§24.232(c)	Equivalent Isotropic Radiated Power	< 2 Watts	PASS	-
	§27.50(d)(4)	Equivalent Isotropic Radiated Power	< 1 Watts	PASS	-
3.5	§24.232(d)	Peak-to-Average Ratio	< 13 dB	PASS	-
3.6	§2.1049 §22.917(b) §24.238(b) §27.53(g)	Occupied Bandwidth	Reporting Only	PASS	-
3.7	§2.1051 §22.917(a) §24.238(a) §27.53(h)	Band Edge Measurement	< 43+10log ₁₀ (P[Watts])	PASS	-
3.8	§2.1051 §22.917(a) §24.238(a) §27.53(h)	Conducted Emission	< 43+10log ₁₀ (P[Watts])	PASS	-
3.9	§2.1055 §22.355	Frequency Stability for Temperature & Voltage	< 2.5 ppm for Part 22	PASS	-
	§2.1055 §24.235 §27.54		Within Authorized Band		
4.4	§2.1053 §22.917(a) §24.238(a) §27.53(h)	Field Strength of Spurious Radiation	< 43+10log ₁₀ (P[Watts])	PASS	Under limit 22.52 dB at 2544.000 MHz



1 General Description

1.1 Applicant

Bullitt Group

One Valpy, Valpy Street, Reading, Berkshire, England RG1 1AR

1.2 Manufacturer

Compal Electronics, INC.

No. 385, Yangguang St. Neihu District, Taipei City 11491, Taiwan, R.O.C

1.3 Product Feature of Equipment Under Test

GSM/WCDMA/LTE, Bluetooth, Wi-Fi 2.4GHz 802.11b/g/n, FM Receiver, and GPS.

Product Specification subjective to this standard	
Antenna Type	WWAN: Coupling type (LDS) Antenna WLAN: PIFA Antenna Bluetooth: PIFA Antenna GPS / Glonass / BDS : PIFA Antenna FM: Integral Antenna (Earphone acting as FM antenna deemed as an integral antenna)

<Sample Information>

S31 has 2 different Variant	
Sample 1	Dual SIM
Sample 2	Single SIM
For Dual-SIM or Single-SIM control by SW, The HW difference is SIM holder	

Remark: All test items were performed with Sample 1.

1.4 Modification of EUT

No modifications are made to the EUT during all test items.



1.5 Testing Location

Sporton Lab is accredited to ISO 17025 by Taiwan Accreditation Foundation (TAF code : 1190) and the FCC designation No. TW0007 under the FCC 2.948(e) by Mutual Recognition Agreement (MRA) in FCC Test.

Test Site	SPORTON INTERNATIONAL INC.
Test Site Location	No. 52, Hwa Ya 1 st Rd., Hwa Ya Technology Park, Kwei-Shan District, Tao Yuan City, Taiwan, R.O.C. TEL: +886-3-327-3456 FAX: +886-3-328-4978
Test Site No.	Sporton Site No.
	TH03-HY

Test Site	SPORTON INTERNATIONAL INC.
Test Site Location	No. 52, Hwa Ya 1 st Rd., Hwa Ya Technology Park, Kwei-Shan District, Tao Yuan City, Taiwan, R.O.C. TEL: +886-3-327-3456 FAX: +886-3-328-4978
Test Site No.	Sporton Site No.
	03CH11-HY

1.6 Applicable Standards

According to the specifications of the manufacturer, the EUT must comply with the requirements of the following standards:

- 47 CFR Part 2, 22(H), 24(E), 27(L)
- ANSI / TIA / EIA-603-E-2016
- FCC KDB 971168 D01 Power Meas. License Digital Systems v02r02
- FCC KDB 412172 D01 Determining ERP and EIRP v01r01

Remark:

1. All test items were verified and recorded according to the standards and without any deviation during the test.
2. This EUT has also been tested and complied with the requirements of FCC Part 15, Subpart B, recorded in a separate test report.



2 Test Configuration of Equipment Under Test

2.1 Test Mode

Antenna port conducted and radiated test items were performed according to KDB 971168 D01 Power Meas. License Digital Systems v02r02 with maximum output power.

Radiated measurements were performed with rotating EUT in different three orthogonal test planes to find the maximum emission.

Radiated emissions were investigated as following frequency range:

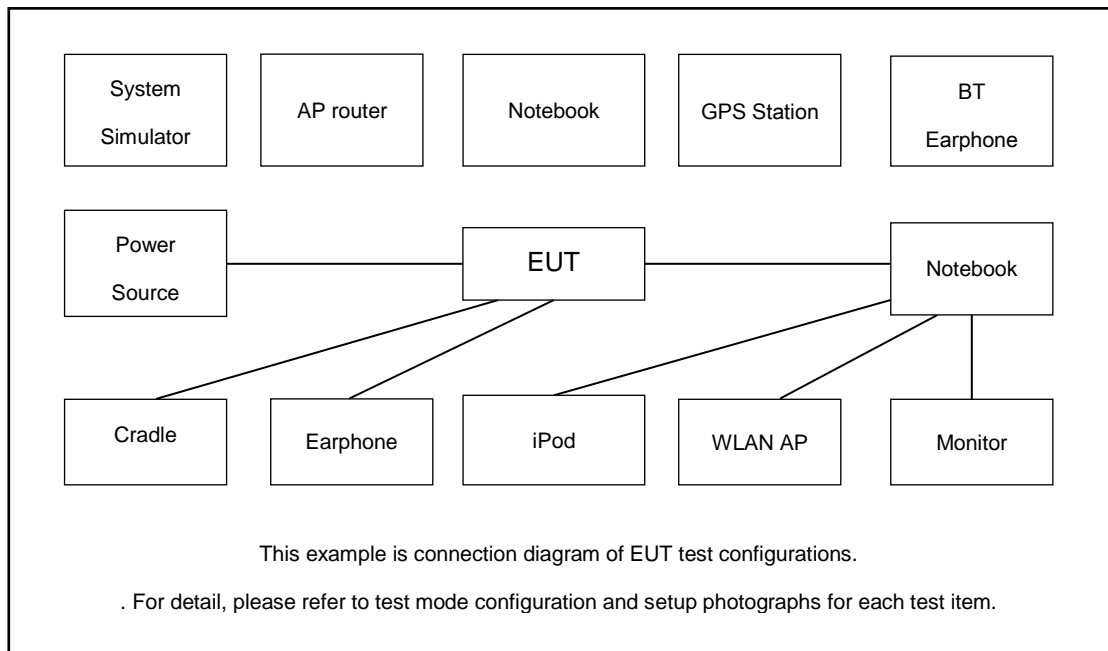
1. 30 MHz to 9000 MHz for GSM850 and WCDMA Band V.
2. 30 MHz to 18000 MHz for WCDMA Band IV.
3. 30 MHz to 19100 MHz for GSM1900 and WCDMA Band II.

All modes and data rates and positions were investigated.

Test modes are chosen to be reported as the worst case configuration below:

Test Modes		
Band	Radiated TCs	Conducted TCs
GSM 850	■ GSM Link ■ EDGE class 8 Link	■ GSM Link ■ EDGE class 8 Link
GSM 1900	■ GSM Link ■ EDGE class 8 Link	■ GSM Link ■ EDGE class 8 Link
WCDMA Band V	■ RMC 12.2Kbps Link	■ RMC 12.2Kbps Link
WCDMA Band II	■ RMC 12.2Kbps Link	■ RMC 12.2Kbps Link
WCDMA Band IV	■ RMC 12.2Kbps Link	■ RMC 12.2Kbps Link

2.2 Connection Diagram of Test System



2.3 Support Unit used in test configuration

Item	Equipment	Trade Name	Model No.	FCC ID	Data Cable	Power Cord
1.	System Simulator	R&S	CMU 200	N/A	N/A	Unshielded, 1.8 m

2.4 Measurement Results Explanation Example

For all conducted test items:

The offset level is set in the spectrum analyzer to compensate the RF cable loss and attenuator factor between RF conducted output port and spectrum analyzer. With the offset compensation, the spectrum analyzer reading level will be exactly the RF output level.

The spectrum analyzer offset is derived from RF cable loss and attenuator factor.

Offset = RF cable loss + attenuator factor.

The following shows an offset computation example with RF cable loss 4.2 dB and a 10dB attenuator.

Example :

$$\begin{aligned} \text{Offset(dB)} &= \text{RF cable loss(dB)} + \text{attenuator factor(dB)} \\ &= 4.2 + 10 = 14.2 \text{ (dB)} \end{aligned}$$



2.5 Frequency List of Low/Middle/High Channels

Frequency List				
Band	Channel/Frequency(MHz)	Lowest	Middle	Highest
GSM850	Channel	128	189	251
	Frequency	824.2	836.4	848.8
WCDMA Band V	Channel	4132	4182	4233
	Frequency	826.4	836.4	846.6
GSM1900	Channel	512	661	810
	Frequency	1850.2	1880.0	1909.8
WCDMA Band II	Channel	9262	9400	9538
	Frequency	1852.4	1880.0	1907.6
WCDMA Band IV	Channel	1312	1413	1513
	Frequency	1712.4	1732.6	1752.6


3 Conducted Test Result

3.1 Measuring Instruments

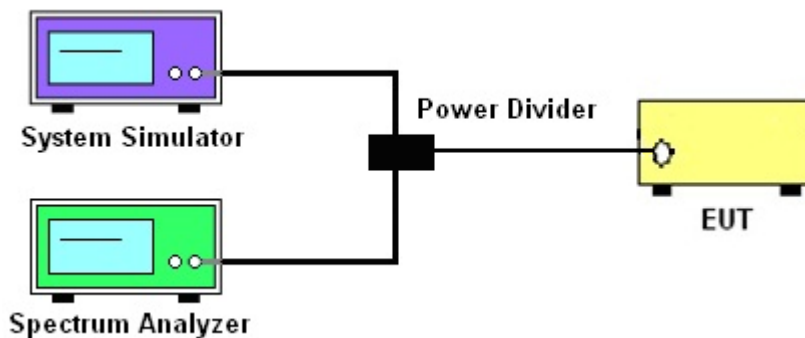
See list of measuring instruments of this test report.

3.2 Test Setup

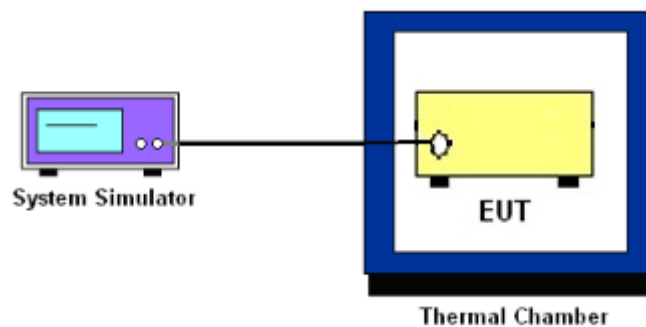
3.2.1 Conducted Output Power



3.2.2 Peak-to-Average Ratio, Occupied Bandwidth, Conducted Band-Edge and Conducted Spurious Emission



3.2.3 Frequency Stability



3.3 Test Result of Conducted Test

Please refer to Appendix A.



3.4 Conducted Output Power and ERP/EIRP

3.4.1 Description of the Conducted Output Power and ERP/EIRP

A system simulator was used to establish communication with the EUT. Its parameters were set to enforce EUT transmitting at the maximum power. The measured power in the radio frequency on the transmitter output terminals shall be reported.

The ERP of mobile transmitters must not exceed 7 Watts for GSM850 and WCDMA Band V.

The EIRP of mobile transmitters must not exceed 2 Watts for GSM1900 and WCDMA Band II.

The EIRP of mobile transmitters must not exceed 1 Watts for WCDMA Band IV.

According to KDB 412172 D01 Power Approach,

$EIRP = P_T + G_T - L_C$, $ERP = EIRP - 2.15$, where

P_T = transmitter output power in dBm

G_T = gain of the transmitting antenna in dBi

L_C = signal attenuation in the connecting cable between the transmitter and antenna in dB

3.4.2 Test Procedures

1. The transmitter output port was connected to the system simulator.
2. Set EUT at maximum power through system simulator.
3. Select lowest, middle, and highest channels for each band and different modulation.
4. Measure the maximum burst average power for GSM and maximum average power for other modulation signal.



3.5 Peak-to-Average Ratio

3.5.1 Description of the PAR Measurement

The peak-to-average ratio (PAR) of the transmission may not exceed 13 dB.

3.5.2 Test Procedures

1. The testing follows FCC KDB 971168 D01 v02r02 Section 5.7.1.
2. The EUT was connected to spectrum analyzer and system simulator via a power divider.
3. Set EUT to transmit at maximum output power.
4. When the duty cycle is less than 98%, then signal gating will be implemented on the spectrum analyzer by triggering from the system simulator.
5. Set the CCDF (Complementary Cumulative Distribution Function) option of the spectrum analyzer.
Record the maximum PAPR level associated with a probability of 0.1%.



3.6 99% Occupied Bandwidth and 26dB Bandwidth Measurement

3.6.1 Description of 99% Occupied Bandwidth and 26dB Bandwidth Measurement

The occupied bandwidth is the width of a frequency band such that, below the lower and above the upper frequency limits, the mean powers emitted are each equal to a specified percentage 0.5% of the total mean transmitted power.

The 26 dB emission bandwidth is defined as the frequency range between two points, one above and one below the carrier frequency, at which the spectral density of the emission is attenuated 26 dB below the maximum in-band spectral density of the modulated signal. Spectral density (power per unit bandwidth) is to be measured with a detector of resolution bandwidth equal to approximately 1.0% of the emission bandwidth.

3.6.2 Test Procedures

1. The testing follows FCC KDB 971168 v02r02 Section 4.2.
2. The EUT was connected to spectrum analyzer and system simulator via a power divider.
3. The spectrum analyzer center frequency is set to the nominal EUT channel center frequency. The span range for the spectrum analyzer shall be between two and five times the anticipated OBW.
4. The nominal resolution bandwidth (RBW) shall be in the range of 1 to 5 % of the anticipated OBW, and the VBW shall be at least 3 times the RBW.
5. Set the detection mode to peak, and the trace mode to max hold.
6. Determine the reference value: Set the EUT to transmit a modulated signal. Allow the trace to stabilize. Set the spectrum analyzer marker to the highest level of the displayed trace.
(this is the reference value)
7. Determine the “-26 dB down amplitude” as equal to (Reference Value – X).
8. Place two markers, one at the lowest and the other at the highest frequency of the envelope of the spectral display such that each marker is at or slightly below the “-X dB down amplitude” determined in step 6. If a marker is below this “-X dB down amplitude” value it shall be placed as close as possible to this value. The OBW is the positive frequency difference between the two markers.
9. Use the 99 % power bandwidth function of the spectrum analyzer and report the measured bandwidth.



3.7 Conducted Band Edge

3.7.1 Description of Conducted Band Edge Measurement

The power of any emission outside of the authorized operating frequency ranges must be lower than the transmitter power (P) by a factor of at least $43 + 10 \log (P)$ dB.

3.7.2 Test Procedures

1. The testing follows FCC KDB 971168 D01 v02r02 Section 6.0.
2. The EUT was connected to the spectrum analyzer and system simulator via a power divider.
3. The RF output of EUT was connected to the spectrum analyzer by an RF cable and attenuator. The path loss was compensated to the results for each measurement.
4. The band edges of low and high channels for the highest RF powers were measured.
5. The RF fundamental frequency should be excluded against the limit line in the operating frequency band.
6. The limit line is derived from $43 + 10\log(P)$ dB below the transmitter power P(Watts)



3.8 Conducted Spurious Emission

3.8.1 Description of Conducted Spurious Emission Measurement

The power of any emission outside of the authorized operating frequency ranges must be lower than the transmitter power (P) by a factor of at least $43 + 10 \log (P)$ dB.

It is measured by means of a calibrated spectrum analyzer and scanned from 30 MHz up to a frequency including its 10th harmonic.

3.8.2 Test Procedures

1. The testing follows FCC KDB 971168 D01 v02r02 Section 6.0.
2. The EUT was connected to the spectrum analyzer and system simulator via a power divider.
3. The RF output of EUT was connected to the spectrum analyzer by an RF cable and attenuator. The path loss was compensated to the results for each measurement.
4. The middle channel for the highest RF power within the transmitting frequency was measured.
5. The conducted spurious emission for the whole frequency range was taken.
6. The RF fundamental frequency should be excluded against the limit line in the operating frequency band.
7. The limit line is derived from $43 + 10\log(P)$ dB below the transmitter power P(Watts)



3.9 Frequency Stability

3.9.1 Description of Frequency Stability Measurement

The frequency stability shall be measured by variation of ambient temperature and variation of primary supply voltage to ensure that the fundamental emission stays within the authorized frequency block. The frequency stability of the transmitter shall be maintained within $\pm 0.00025\%$ ($\pm 2.5\text{ppm}$) of the center frequency.

3.9.2 Test Procedures for Temperature Variation

1. The testing follows FCC KDB 971168 D01 v02r02 Section 9.0.
2. The EUT was set up in the thermal chamber and connected with the system simulator.
3. With power OFF, the temperature was decreased to -30°C and the EUT was stabilized before testing. Power was applied and the maximum change in frequency was recorded within one minute.
4. With power OFF, the temperature was raised in 10°C steps up to 50°C . The EUT was stabilized at each step for at least half an hour. Power was applied and the maximum frequency change was recorded within one minute.

3.9.3 Test Procedures for Voltage Variation

1. The testing follows FCC KDB 971168 D01 v02r02 Section 9.0.
2. The EUT was placed in a temperature chamber at $20\pm 5^{\circ}\text{C}$ and connected with the system simulator.
3. The power supply voltage to the EUT was varied from 85% to 115% of the nominal value measured at the input to the EUT.
4. The variation in frequency was measured for the worst case.

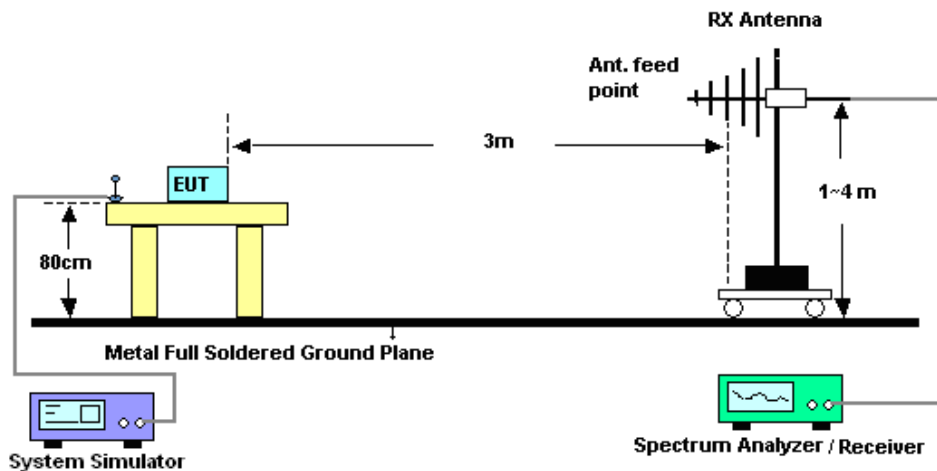
4 Radiated Test Items

4.1 Measuring Instruments

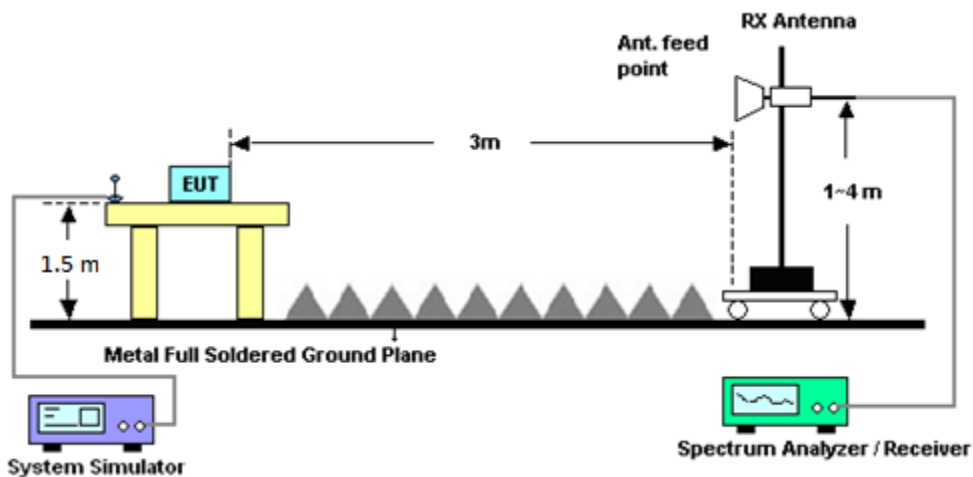
See list of measuring instruments of this test report.

4.2 Test Setup

4.2.1 For radiated test from 30MHz to 1GHz



4.2.2 For radiated test above 1GHz



4.3 Test Result of Radiated Test

Please refer to Appendix B.



4.4 Field Strength of Spurious Radiation Measurement

4.4.1 Description of Field Strength of Spurious Radiated Measurement

The power of any emission outside of the authorized operating frequency ranges must be attenuated below the transmitter power (P) by a factor of at least $43 + 10 \log (P)$ dB. The spectrum is scanned from 30 MHz up to a frequency including its 10th harmonic.

4.4.2 Test Procedures

1. The testing follows FCC KDB 971168 D01 v02r02 Section 5.8 and ANSI / TIA-603-E-2016 Section 2.2.12.
2. The EUT was placed on a rotatable wooden table 0.8 meters for frequency below 1GHz and 1.5 meter for frequency above 1GHz above the ground.
3. The EUT was set 3 meters from the receiving antenna, which was mounted on the antenna tower.
4. The table was rotated 360 degrees to determine the position of the highest spurious emission.
5. The height of the receiving antenna is varied between one meter and four meters to search for the maximum spurious emission for both horizontal and vertical polarizations.
6. Make the measurement with the spectrum analyzer's RBW = 1MHz, VBW = 3MHz, taking record of maximum spurious emission.
7. A horn antenna was substituted in place of the EUT and was driven by a signal generator.
8. Tune the output power of signal generator to the same emission level with EUT maximum spurious emission.
9. Taking the record of output power at antenna port.
10. Repeat step 7 to step 8 for another polarization.
11. $EIRP \text{ (dBm)} = S.G. \text{ Power} - Tx \text{ Cable Loss} + Tx \text{ Antenna Gain}$
12. $ERP \text{ (dBm)} = EIRP - 2.15$
13. The RF fundamental frequency should be excluded against the limit line in the operating frequency band.
14. The limit line is derived from $43 + 10\log(P)$ dB below the transmitter power P(Watts)



5 List of Measuring Equipment

Instrument	Manufacturer	Model No.	Serial No.	Characteristics	Calibration Date	Test Date	Due Date	Remark
Spectrum Analyzer	Rohde & Schwarz	FSP30	101329	9kHz~30GHz	Jun. 26, 2017	Sep. 12, 2017 ~ Sep. 13, 2017	Jun. 25, 2018	Conducted (TH03-HY)
Temperature Chamber	ESPEC	SU-641	92013721	-30°C ~70°C	Nov. 16, 2016	Sep. 12, 2017 ~ Sep. 13, 2017	Nov. 15, 2017	Conducted (TH03-HY)
Programmable Power	GW Instek	PSS-2005	EL883644	Voltage:0~20V; Current:0~5A	Nov. 22, 2016	Sep. 12, 2017 ~ Sep. 13, 2017	Nov. 21, 2017	Conducted (TH03-HY)
Base Station (Measure)	Rohde & Schwarz	CMU200	117997	GSM / GPRS / WCDMA / CDMA	Aug. 20, 2017	Sep. 12, 2017 ~ Sep. 13, 2017	Aug. 19, 2018	Conducted (TH03-HY)
Amplifier	MITEQ	TTA1840-35-HG	1871923	18GHz~40GHz, VSWR : 2.5:1	Jul. 21, 2017	Sep. 13, 2017 ~ Sep. 17, 2017	Jul. 20, 2018	Radiation (03CH11-HY)
Amplifier	SONOMA	310N	187312	9kHz~1GHz	Nov. 10, 2016	Sep. 13, 2017 ~ Sep. 17, 2017	Nov. 09, 2017	Radiation (03CH11-HY)
Bilog Antenna	TESEQ	CBL 6111D&N-	35414&AT-N 0602	30MHz~1GHz	Oct. 15, 2016	Sep. 13, 2017 ~ Sep. 17, 2017	Oct. 14, 2017	Radiation (03CH11-HY)
Horn Antenna	SCHWARZBECK	BBHA 9120 D	9120D-1326	1GHz ~ 18GHz	Oct. 07, 2016	Sep. 13, 2017 ~ Sep. 17, 2017	Oct. 06, 2017	Radiation (03CH11-HY)
Preamplifier	Keysight	83017A	MY53270080	1GHz~26.5GHz	Nov. 10, 2016	Sep. 13, 2017 ~ Sep. 17, 2017	Nov. 09, 2017	Radiation (03CH11-HY)
Preamplifier	MITEQ	AMF-7D-00101800-3	1902247	1GHz~18GHz	Jun. 23, 2017	Sep. 13, 2017 ~ Sep. 17, 2017	Jun. 22, 2018	Radiation (03CH11-HY)
Spectrum Analyzer	Keysight	N9010A	MY54200486	10Hz ~ 44GHz	Oct. 12, 2016	Sep. 13, 2017 ~ Sep. 17, 2017	Oct. 11, 2017	Radiation (03CH11-HY)
Antenna Mast	EMEC	AM-BS-4500-B	N/A	1~4m	N/A	Sep. 13, 2017 ~ Sep. 17, 2017	N/A	Radiation (03CH11-HY)
Turn Table	EMEC	TT 2000	N/A	0~360 Degree	N/A	Sep. 13, 2017 ~ Sep. 17, 2017	N/A	Radiation (03CH11-HY)
EMI Test Receiver	Agilent	N9038A(MXE)	MY53290053	20Hz to 26.5GHz	Jan. 12, 2017	Sep. 13, 2017 ~ Sep. 17, 2017	Jan. 11, 2018	Radiation (03CH11-HY)
SHF-EHF Horn	SCHWARZBECK	BBHA 9170	BBHA9170584	18GHz- 40GHz	Nov. 08, 2016	Sep. 13, 2017 ~ Sep. 17, 2017	Nov. 07, 2017	Radiation (03CH11-HY)



6 Uncertainty of Evaluation

Uncertainty of Radiated Emission Measurement (30 MHz ~ 1000 MHz)

Measuring Uncertainty for a Level of Confidence of 95% ($U = 2Uc(y)$)	3.37
---	------

Uncertainty of Radiated Emission Measurement (1 GHz ~ 18 GHz)

Measuring Uncertainty for a Level of Confidence of 95% ($U = 2Uc(y)$)	3.67
---	------

Uncertainty of Radiated Emission Measurement (1 GHz ~ 18 GHz)

Measuring Uncertainty for a Level of Confidence of 95% ($U = 2Uc(y)$)	4.03
---	------



Appendix A. Test Results of Conducted Test

Conducted Output Power(Average power)

Conducted Power (*Unit: dBm)						
Band	GSM850			GSM1900		
Channel	128	189	251	512	661	810
Frequency	824.2	836.4	848.8	1850.2	1880	1909.8
GSM	32.71	32.82	32.92	29.63	29.75	29.95
GPRS class 8	32.58	32.67	32.72	29.61	29.73	29.93
GPRS class 10	30.14	30.28	30.34	27.41	27.47	27.61
GPRS class 11	28.44	28.54	28.61	25.91	25.80	25.90
GPRS class 12	27.66	27.77	27.47	24.93	25.00	25.13
EGPRS class 8	26.94	26.95	26.99	25.85	25.91	25.99
EGPRS class 10	25.88	25.96	26.04	25.08	25.15	25.26
EGPRS class 11	24.13	24.27	24.34	23.56	23.61	23.72
EGPRS class 12	22.60	22.63	22.65	21.94	21.98	22.10

Conducted Power (*Unit: dBm)						
Band	WCDMA Band V			WCDMA Band II		
Channel	4132	4182	4233	9262	9400	9538
Frequency	826.4	836.4	846.6	1852.4	1880	1907.6
RMC 12.2K	23.75	23.64	23.80	22.80	22.84	22.81
HSDPA Subtest-1	22.81	22.71	22.86	21.89	21.91	21.88
HSDPA Subtest-2	22.80	22.66	22.91	21.93	21.88	21.83
HSDPA Subtest-3	22.30	22.14	22.29	21.48	21.35	21.44
HSDPA Subtest-4	22.26	22.13	22.38	21.42	21.43	21.50
HSUPA Subtest-1	22.27	21.96	22.29	21.62	21.51	21.38
HSUPA Subtest-2	21.87	21.47	21.81	20.95	20.87	20.77
HSUPA Subtest-3	21.61	21.26	21.66	20.84	20.81	20.80
HSUPA Subtest-4	22.23	21.84	22.21	21.37	21.27	21.37
HSUPA Subtest-5	22.78	22.77	22.80	21.78	21.82	21.80



Conducted Power (*Unit: dBm)			
Band	WCDMA Band IV		
Channel	1312	1413	1513
Frequency	1712.4	1732.6	1752.6
RMC 12.2K	23.80	23.58	23.53
HSDPA Subtest-1	22.67	22.58	22.54
HSDPA Subtest-2	22.88	22.63	22.68
HSDPA Subtest-3	22.41	22.27	22.34
HSDPA Subtest-4	22.40	22.30	22.25
HSUPA Subtest-1	22.53	22.74	22.10
HSUPA Subtest-2	21.32	21.55	20.92
HSUPA Subtest-3	21.12	21.27	20.64
HSUPA Subtest-4	21.72	21.90	21.34
HSUPA Subtest-5	22.75	22.66	22.68



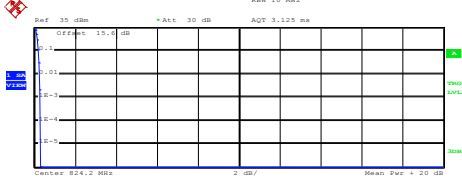
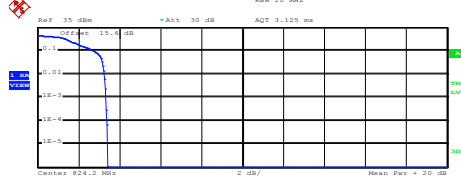
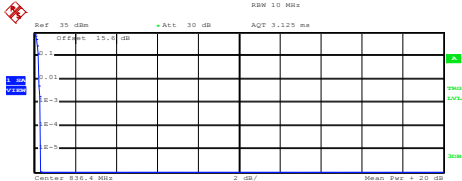
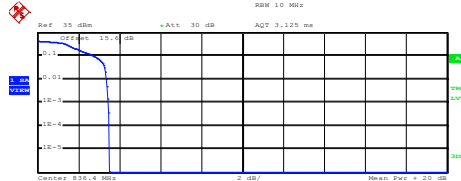

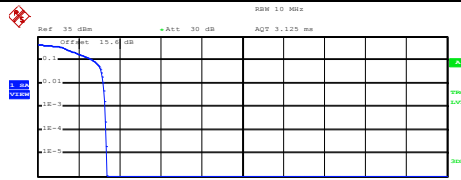
A1. GSM

Peak-to-Average Ratio

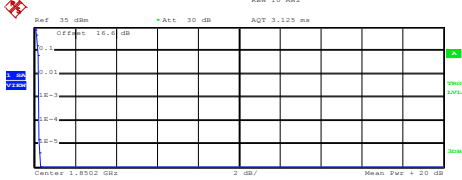
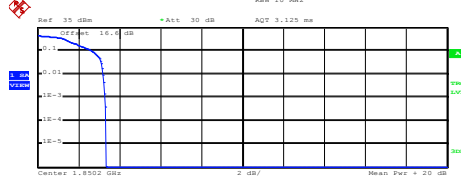
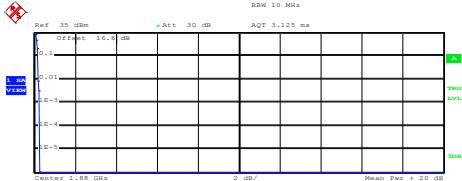
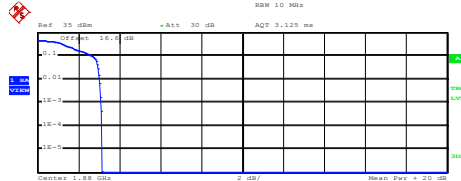

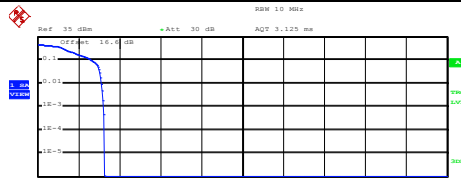
Mode	GSM850		Limit: 13dB
Mod.	GSM	EDGE class 8	Result
Lowest CH	0.32	3.36	PASS
Middle CH	0.28	3.44	
Highest CH	0.28	3.32	

Mode	GSM1900		Limit: 13dB
Mod.	GSM	EDGE class 8	Result
Lowest CH	0.24	3.28	PASS
Middle CH	0.28	3.12	
Highest CH	0.28	3.24	



GSM850 (GSM)	GSM850 (EDGE class 8)																
<p align="center">Lowest Channel</p>  <p>Center 824.2 MHz 2 dB/ Mean Pwr + 20 dB</p> <p>Complementary Cumulative Distribution Function (100000 samples) Trace 1 Mean 33.00 dBm Peak 33.28 dBm Crest 0.28 dB</p> <table border="1"> <tr><td>10 %</td><td>0.20 dB</td></tr> <tr><td>1 %</td><td>0.28 dB</td></tr> <tr><td>.1 %</td><td>0.32 dB</td></tr> <tr><td>.01 %</td><td>0.32 dB</td></tr> </table> <p>Date: 12.SEP.2017 21:45:26</p>	10 %	0.20 dB	1 %	0.28 dB	.1 %	0.32 dB	.01 %	0.32 dB	<p align="center">Lowest Channel</p>  <p>Center 824.2 MHz 2 dB/ Mean Pwr + 20 dB</p> <p>Complementary Cumulative Distribution Function (100000 samples) Trace 1 Mean 27.33 dBm Peak 30.74 dBm Crest 3.41 dB</p> <table border="1"> <tr><td>10 %</td><td>2.76 dB</td></tr> <tr><td>1 %</td><td>3.28 dB</td></tr> <tr><td>.1 %</td><td>3.36 dB</td></tr> <tr><td>.01 %</td><td>3.40 dB</td></tr> </table> <p>Date: 12.SEP.2017 22:24:11</p>	10 %	2.76 dB	1 %	3.28 dB	.1 %	3.36 dB	.01 %	3.40 dB
10 %	0.20 dB																
1 %	0.28 dB																
.1 %	0.32 dB																
.01 %	0.32 dB																
10 %	2.76 dB																
1 %	3.28 dB																
.1 %	3.36 dB																
.01 %	3.40 dB																
<p align="center">Middle Channel</p>  <p>Center 836.4 MHz 2 dB/ Mean Pwr + 20 dB</p> <p>Complementary Cumulative Distribution Function (100000 samples) Trace 1 Mean 32.62 dBm Peak 32.93 dBm Crest 0.30 dB</p> <table border="1"> <tr><td>10 %</td><td>0.20 dB</td></tr> <tr><td>1 %</td><td>0.24 dB</td></tr> <tr><td>.1 %</td><td>0.28 dB</td></tr> <tr><td>.01 %</td><td>0.32 dB</td></tr> </table> <p>Date: 12.SEP.2017 21:45:47</p>	10 %	0.20 dB	1 %	0.24 dB	.1 %	0.28 dB	.01 %	0.32 dB	<p align="center">Middle Channel</p>  <p>Center 836.4 MHz 2 dB/ Mean Pwr + 20 dB</p> <p>Complementary Cumulative Distribution Function (100000 samples) Trace 1 Mean 27.04 dBm Peak 30.53 dBm Crest 3.49 dB</p> <table border="1"> <tr><td>10 %</td><td>2.80 dB</td></tr> <tr><td>1 %</td><td>3.36 dB</td></tr> <tr><td>.1 %</td><td>3.44 dB</td></tr> <tr><td>.01 %</td><td>3.52 dB</td></tr> </table> <p>Date: 12.SEP.2017 22:24:29</p>	10 %	2.80 dB	1 %	3.36 dB	.1 %	3.44 dB	.01 %	3.52 dB
10 %	0.20 dB																
1 %	0.24 dB																
.1 %	0.28 dB																
.01 %	0.32 dB																
10 %	2.80 dB																
1 %	3.36 dB																
.1 %	3.44 dB																
.01 %	3.52 dB																
<p align="center">Highest Channel</p>  <p>Center 848.8 MHz 2 dB/ Mean Pwr + 20 dB</p> <p>Complementary Cumulative Distribution Function (100000 samples) Trace 1 Mean 32.71 dBm Peak 33.00 dBm Crest 0.28 dB</p> <table border="1"> <tr><td>10 %</td><td>0.20 dB</td></tr> <tr><td>1 %</td><td>0.28 dB</td></tr> <tr><td>.1 %</td><td>0.28 dB</td></tr> <tr><td>.01 %</td><td>0.32 dB</td></tr> </table> <p>Date: 12.SEP.2017 21:46:06</p>	10 %	0.20 dB	1 %	0.28 dB	.1 %	0.28 dB	.01 %	0.32 dB	<p align="center">Highest Channel</p>  <p>Center 848.8 MHz 2 dB/ Mean Pwr + 20 dB</p> <p>Complementary Cumulative Distribution Function (100000 samples) Trace 1 Mean 27.28 dBm Peak 30.67 dBm Crest 3.39 dB</p> <table border="1"> <tr><td>10 %</td><td>2.72 dB</td></tr> <tr><td>1 %</td><td>3.20 dB</td></tr> <tr><td>.1 %</td><td>3.32 dB</td></tr> <tr><td>.01 %</td><td>3.36 dB</td></tr> </table> <p>Date: 12.SEP.2017 22:24:48</p>	10 %	2.72 dB	1 %	3.20 dB	.1 %	3.32 dB	.01 %	3.36 dB
10 %	0.20 dB																
1 %	0.28 dB																
.1 %	0.28 dB																
.01 %	0.32 dB																
10 %	2.72 dB																
1 %	3.20 dB																
.1 %	3.32 dB																
.01 %	3.36 dB																



GSM1900 (GSM)	GSM1900 (EDGE class 8)																
<p align="center">Lowest Channel</p>  <p>Ref: 35 dBm, Att: 30 dB, AQT: 3.125 ms Center: 1.8502 GHz, 2 dB, Mean Pwr: +20 dB</p> <p>Complementary Cumulative Distribution Function (100000 samples) Trace 1 Mean: 29.53 dBm Peak: 29.82 dBm Crest: 0.30 dB</p> <table border="1"> <tr><td>10 %</td><td>0.20 dB</td></tr> <tr><td>1 %</td><td>0.24 dB</td></tr> <tr><td>.1 %</td><td>0.24 dB</td></tr> <tr><td>.01 %</td><td>0.24 dB</td></tr> </table> <p>Date: 12.SEP.2017 22:07:38</p>	10 %	0.20 dB	1 %	0.24 dB	.1 %	0.24 dB	.01 %	0.24 dB	<p align="center">Lowest Channel</p>  <p>Ref: 35 dBm, Att: 30 dB, AQT: 3.125 ms Center: 1.8502 GHz, 2 dB, Mean Pwr: +20 dB</p> <p>Complementary Cumulative Distribution Function (100000 samples) Trace 1 Mean: 25.93 dBm Peak: 29.26 dBm Crest: 3.33 dB</p> <table border="1"> <tr><td>10 %</td><td>2.68 dB</td></tr> <tr><td>1 %</td><td>3.20 dB</td></tr> <tr><td>.1 %</td><td>3.28 dB</td></tr> <tr><td>.01 %</td><td>3.36 dB</td></tr> </table> <p>Date: 12.SEP.2017 22:43:06</p>	10 %	2.68 dB	1 %	3.20 dB	.1 %	3.28 dB	.01 %	3.36 dB
10 %	0.20 dB																
1 %	0.24 dB																
.1 %	0.24 dB																
.01 %	0.24 dB																
10 %	2.68 dB																
1 %	3.20 dB																
.1 %	3.28 dB																
.01 %	3.36 dB																
<p align="center">Middle Channel</p>  <p>Ref: 35 dBm, Att: 30 dB, AQT: 3.125 ms Center: 1.88 GHz, 2 dB, Mean Pwr: +20 dB</p> <p>Complementary Cumulative Distribution Function (100000 samples) Trace 1 Mean: 29.63 dBm Peak: 29.89 dBm Crest: 0.27 dB</p> <table border="1"> <tr><td>10 %</td><td>0.20 dB</td></tr> <tr><td>1 %</td><td>0.20 dB</td></tr> <tr><td>.1 %</td><td>0.28 dB</td></tr> <tr><td>.01 %</td><td>0.28 dB</td></tr> </table> <p>Date: 12.SEP.2017 22:07:54</p>	10 %	0.20 dB	1 %	0.20 dB	.1 %	0.28 dB	.01 %	0.28 dB	<p align="center">Middle Channel</p>  <p>Ref: 35 dBm, Att: 30 dB, AQT: 3.125 ms Center: 1.88 GHz, 2 dB, Mean Pwr: +20 dB</p> <p>Complementary Cumulative Distribution Function (100000 samples) Trace 1 Mean: 26.13 dBm Peak: 29.26 dBm Crest: 3.13 dB</p> <table border="1"> <tr><td>10 %</td><td>2.68 dB</td></tr> <tr><td>1 %</td><td>3.04 dB</td></tr> <tr><td>.1 %</td><td>3.12 dB</td></tr> <tr><td>.01 %</td><td>3.16 dB</td></tr> </table> <p>Date: 12.SEP.2017 22:43:21</p>	10 %	2.68 dB	1 %	3.04 dB	.1 %	3.12 dB	.01 %	3.16 dB
10 %	0.20 dB																
1 %	0.20 dB																
.1 %	0.28 dB																
.01 %	0.28 dB																
10 %	2.68 dB																
1 %	3.04 dB																
.1 %	3.12 dB																
.01 %	3.16 dB																
<p align="center">Highest Channel</p>  <p>Ref: 35 dBm, Att: 30 dB, AQT: 3.125 ms Center: 1.9098 GHz, 2 dB, Mean Pwr: +20 dB</p> <p>Complementary Cumulative Distribution Function (100000 samples) Trace 1 Mean: 29.69 dBm Peak: 29.96 dBm Crest: 0.28 dB</p> <table border="1"> <tr><td>10 %</td><td>0.20 dB</td></tr> <tr><td>1 %</td><td>0.24 dB</td></tr> <tr><td>.1 %</td><td>0.28 dB</td></tr> <tr><td>.01 %</td><td>0.28 dB</td></tr> </table> <p>Date: 12.SEP.2017 22:08:08</p>	10 %	0.20 dB	1 %	0.24 dB	.1 %	0.28 dB	.01 %	0.28 dB	<p align="center">Highest Channel</p>  <p>Ref: 35 dBm, Att: 30 dB, AQT: 3.125 ms Center: 1.9098 GHz, 2 dB, Mean Pwr: +20 dB</p> <p>Complementary Cumulative Distribution Function (100000 samples) Trace 1 Mean: 26.01 dBm Peak: 29.26 dBm Crest: 3.25 dB</p> <table border="1"> <tr><td>10 %</td><td>2.64 dB</td></tr> <tr><td>1 %</td><td>3.12 dB</td></tr> <tr><td>.1 %</td><td>3.24 dB</td></tr> <tr><td>.01 %</td><td>3.28 dB</td></tr> </table> <p>Date: 12.SEP.2017 22:43:37</p>	10 %	2.64 dB	1 %	3.12 dB	.1 %	3.24 dB	.01 %	3.28 dB
10 %	0.20 dB																
1 %	0.24 dB																
.1 %	0.28 dB																
.01 %	0.28 dB																
10 %	2.64 dB																
1 %	3.12 dB																
.1 %	3.24 dB																
.01 %	3.28 dB																



26dB Bandwidth

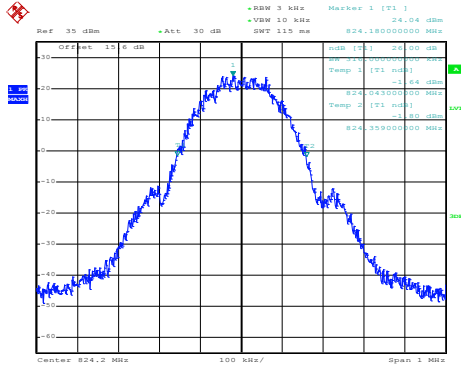
Mode	GSM850	
Mod.	GSM	EDGE class 8
Lowest CH	0.316	0.301
Middle CH	0.308	0.307
Highest CH	0.306	0.303

Mode	GSM1900	
Mod.	GSM	EDGE class 8
Lowest CH	0.317	0.299
Middle CH	0.300	0.298
Highest CH	0.303	0.300



GSM850 (GSM)

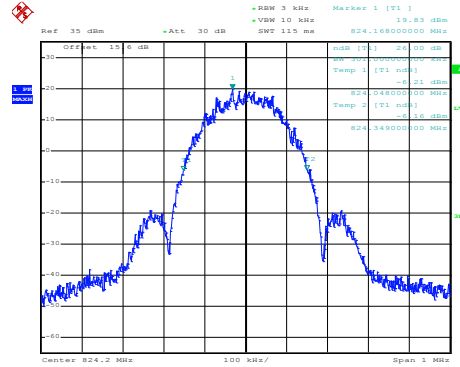
Lowest Channel



Date: 12.SEP.2017 21:28:44

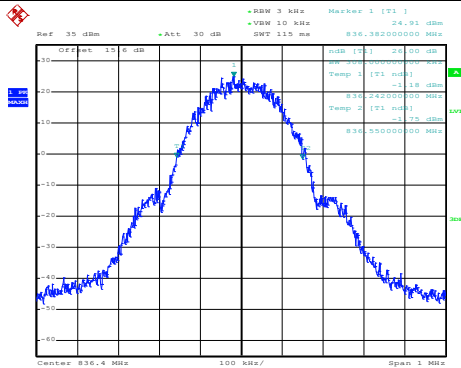
GSM850 (EDGE class 8)

Lowest Channel



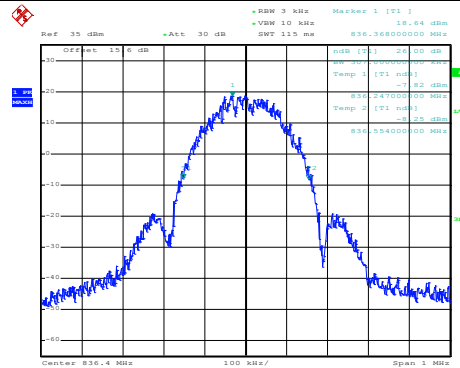
Date: 12.SEP.2017 22:11:05

Middle Channel



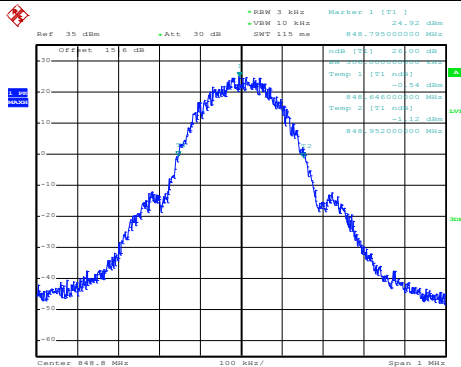
Date: 12.SEP.2017 21:29:21

Middle Channel



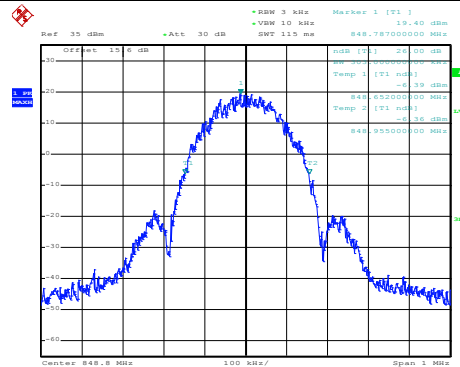
Date: 12.SEP.2017 22:12:02

Highest Channel

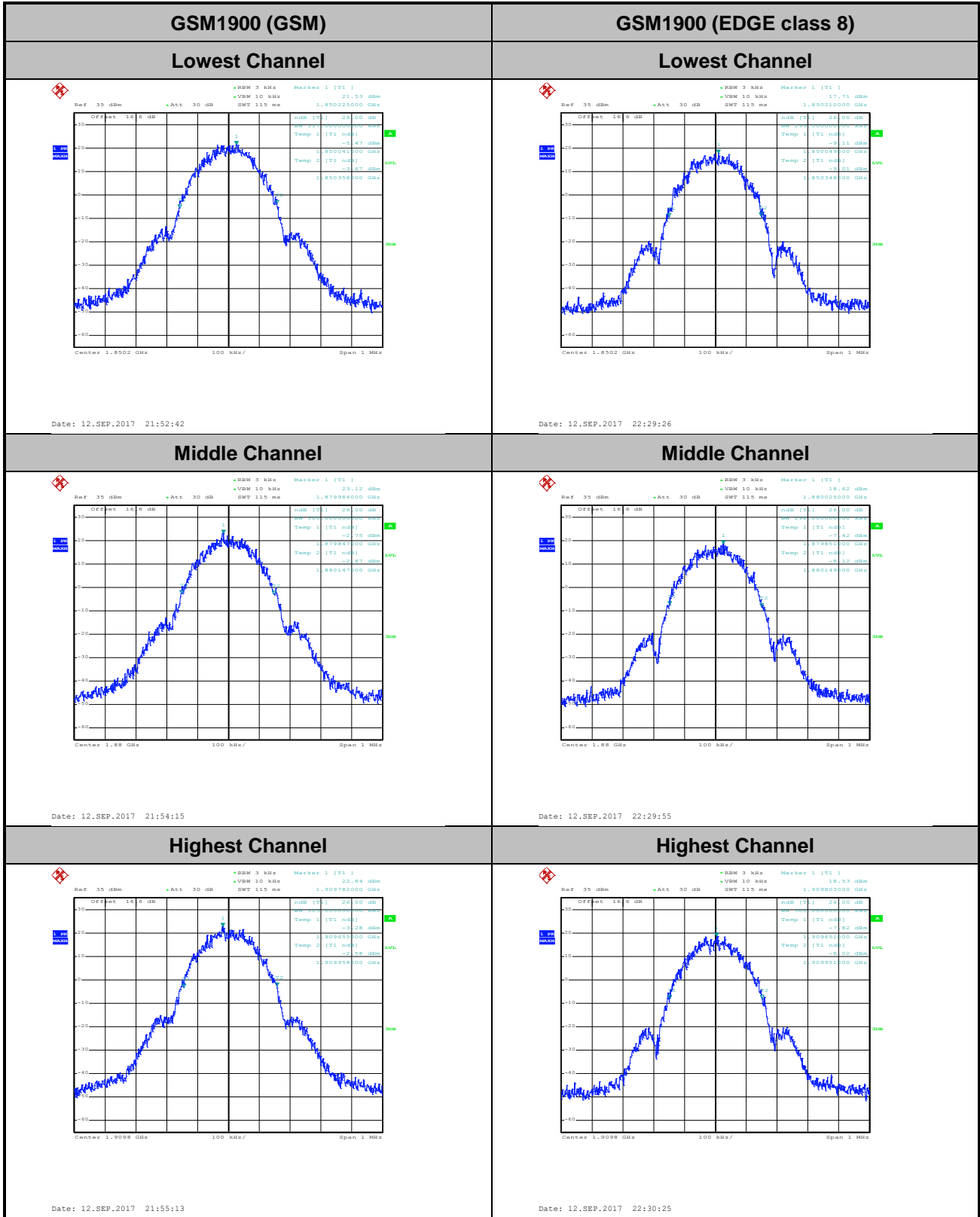


Date: 12.SEP.2017 21:29:54

Highest Channel



Date: 12.SEP.2017 22:12:33

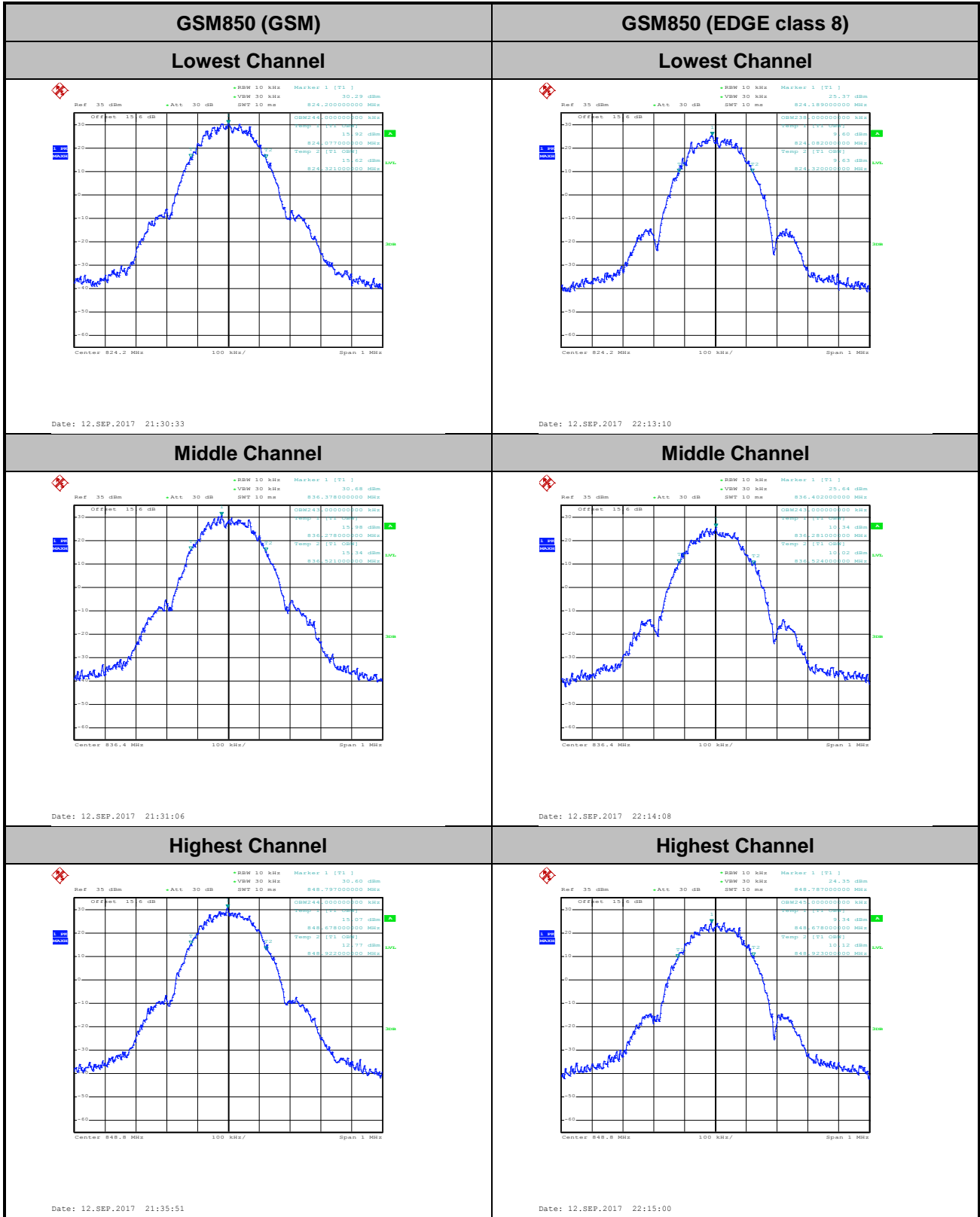




Occupied Bandwidth

Mode	GSM850	
Mod.	GSM	EDGE class 8
Lowest CH	0.244	0.238
Middle CH	0.243	0.243
Highest CH	0.244	0.245

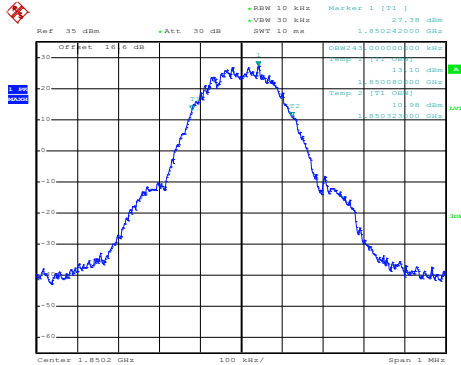
Mode	GSM1900	
Mod.	GSM	EDGE class 8
Lowest CH	0.243	0.242
Middle CH	0.244	0.252
Highest CH	0.248	0.249





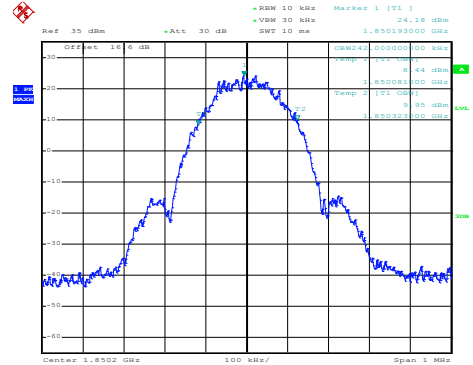
GSM1900 (GSM)

Lowest Channel

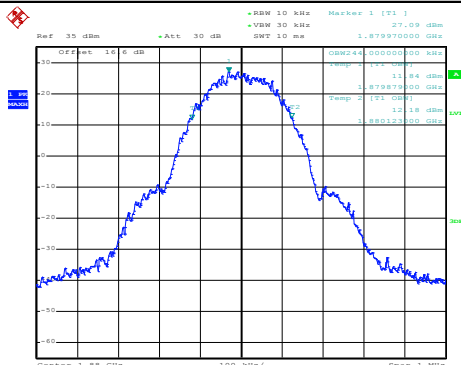


GSM1900 (EDGE class 8)

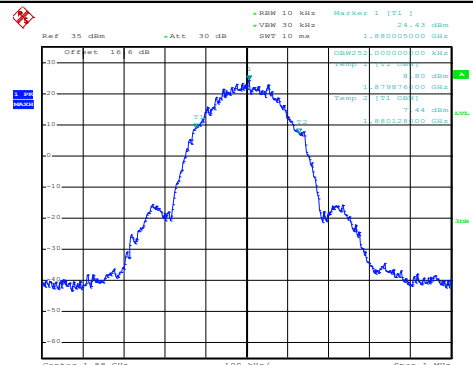
Lowest Channel



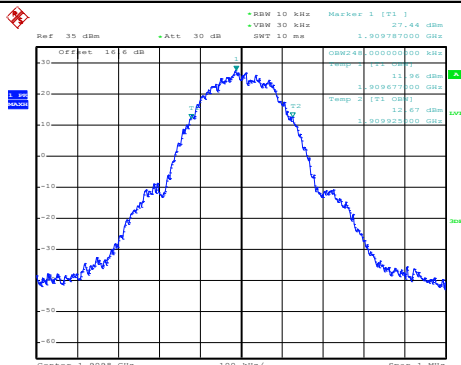
Middle Channel



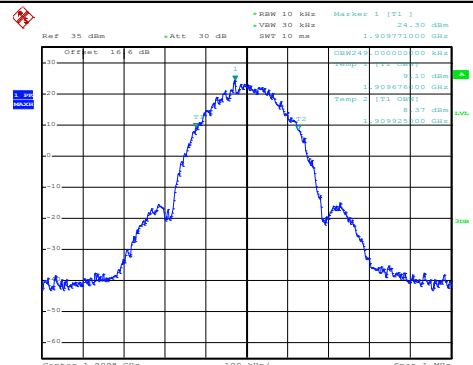
Middle Channel



Highest Channel



Highest Channel



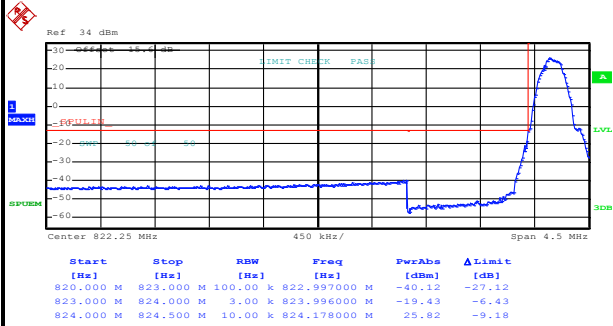


Conducted Band Edge



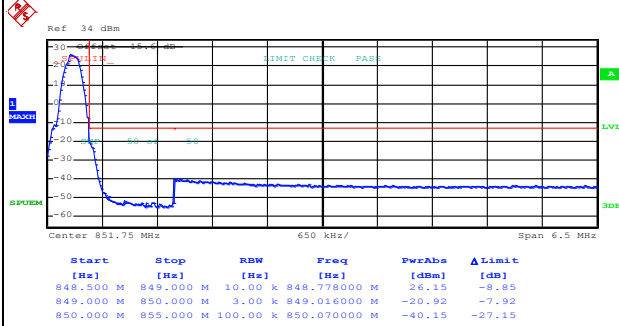
GSM850 (GSM)

Lowest Band Edge



Date: 12.SEP.2017 21:38:49

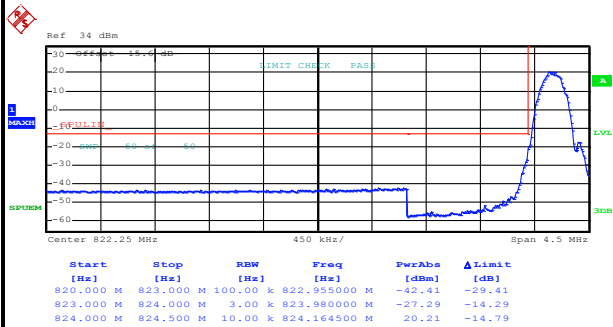
Highest Band Edge



Date: 12.SEP.2017 21:40:33

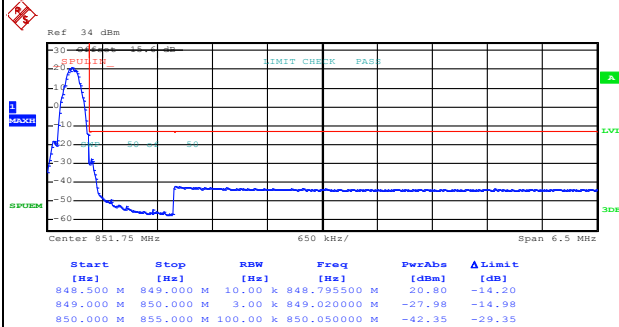
GSM850 (EDGE class 8)

Lowest Band Edge



Date: 12.SEP.2017 22:16:33

Highest Band Edge



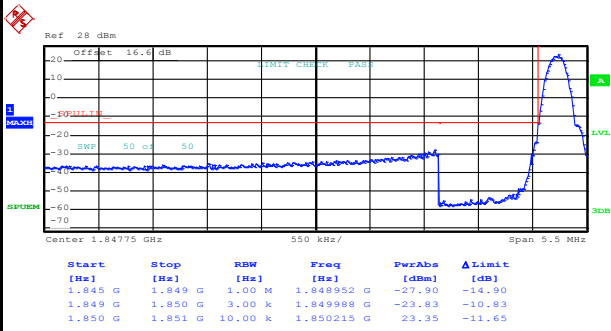
Date: 12.SEP.2017 22:18:04



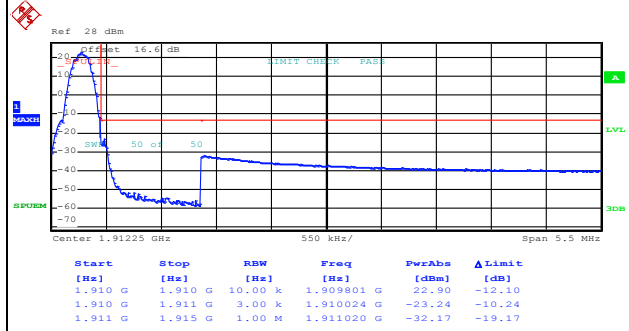
GSM1900 (GSM)

Lowest Band Edge

Highest Band Edge



Date: 12.SEP.2017 22:00:53

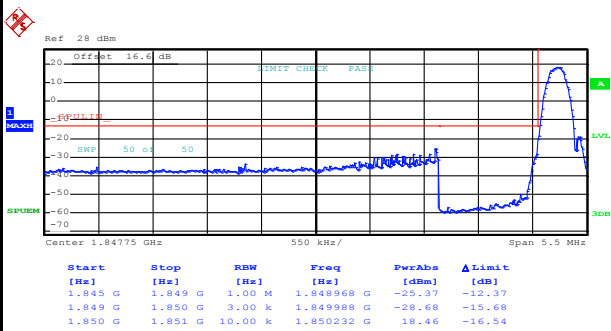


Date: 12.SEP.2017 22:02:29

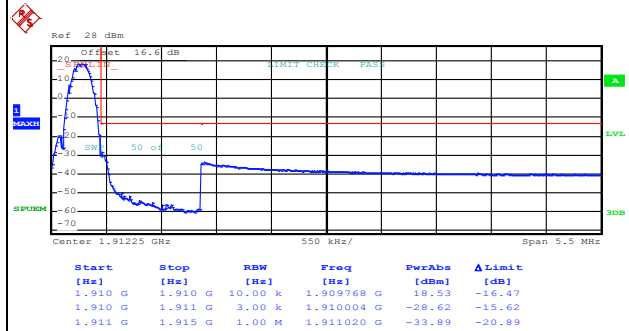
GSM1900 (EDGE class 8)

Lowest Band Edge

Highest Band Edge



Date: 12.SEP.2017 22:33:37

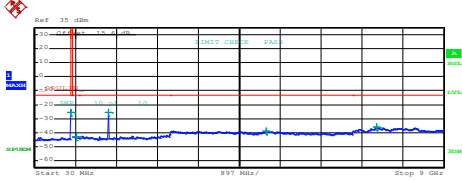
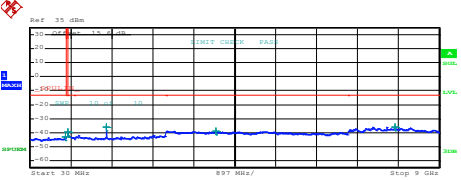
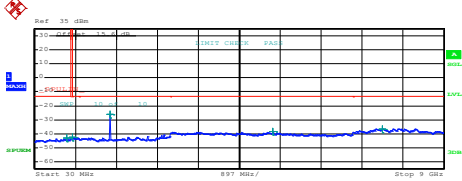
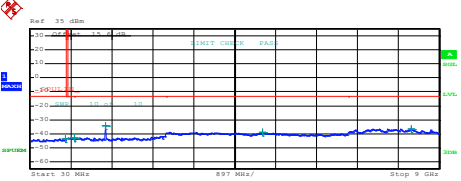
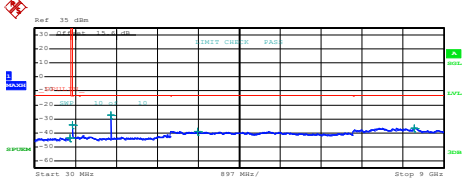
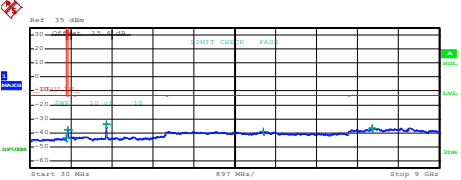


Date: 12.SEP.2017 22:40:15

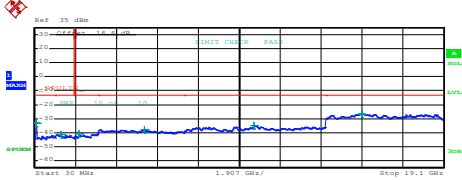
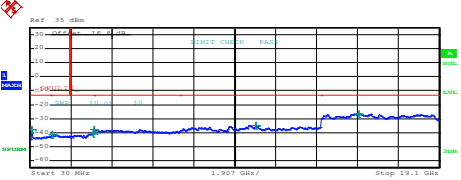
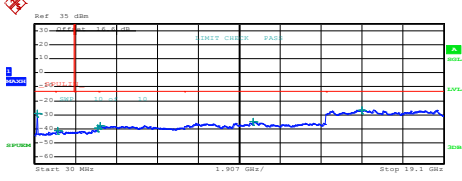
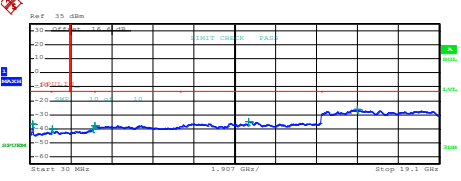
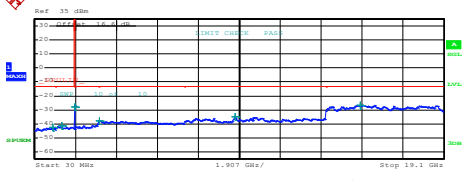
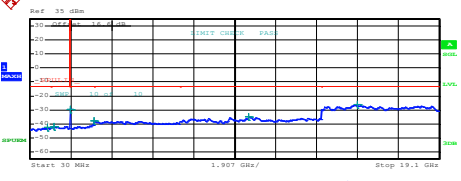


Conducted Spurious Emission



GSM850 (GSM)	GSM850 (EDGE class 8)																																																																								
Lowest Channel	Lowest Channel																																																																								
 <table border="1" data-bbox="239 571 638 660"> <thead> <tr> <th>Start [Hz]</th> <th>Stop [Hz]</th> <th>RBW [Hz]</th> <th>Freq [Hz]</th> <th>Power [dBm]</th> <th>ΔLimit [dB]</th> </tr> </thead> <tbody> <tr> <td>35,000 M</td> <td>825,000 M</td> <td>1,00 M</td> <td>810,000000 M</td> <td>-25.75</td> <td>-22.75</td> </tr> <tr> <td>855,000 M</td> <td>1,000 G</td> <td>1,00 G</td> <td>938,157500 M</td> <td>-42.85</td> <td>-29.85</td> </tr> <tr> <td>1,000 G</td> <td>3,000 G</td> <td>1,00 M</td> <td>1,688000 G</td> <td>-25.74</td> <td>-22.74</td> </tr> <tr> <td>3,000 G</td> <td>7,000 G</td> <td>1,00 M</td> <td>5,110000 G</td> <td>-38.85</td> <td>-25.85</td> </tr> <tr> <td>7,000 G</td> <td>9,000 G</td> <td>1,00 M</td> <td>7,536000 G</td> <td>-36.13</td> <td>-23.13</td> </tr> </tbody> </table> <p>Date: 12.SEP.2017 21:41:35</p>	Start [Hz]	Stop [Hz]	RBW [Hz]	Freq [Hz]	Power [dBm]	ΔLimit [dB]	35,000 M	825,000 M	1,00 M	810,000000 M	-25.75	-22.75	855,000 M	1,000 G	1,00 G	938,157500 M	-42.85	-29.85	1,000 G	3,000 G	1,00 M	1,688000 G	-25.74	-22.74	3,000 G	7,000 G	1,00 M	5,110000 G	-38.85	-25.85	7,000 G	9,000 G	1,00 M	7,536000 G	-36.13	-23.13	 <table border="1" data-bbox="893 571 1292 660"> <thead> <tr> <th>Start [Hz]</th> <th>Stop [Hz]</th> <th>RBW [Hz]</th> <th>Freq [Hz]</th> <th>Power [dBm]</th> <th>ΔLimit [dB]</th> </tr> </thead> <tbody> <tr> <td>35,000 M</td> <td>825,000 M</td> <td>1,00 M</td> <td>804,750000 M</td> <td>-43.35</td> <td>-30.35</td> </tr> <tr> <td>855,000 M</td> <td>1,000 G</td> <td>1,00 M</td> <td>855,072500 M</td> <td>-39.39</td> <td>-26.39</td> </tr> <tr> <td>1,000 G</td> <td>3,000 G</td> <td>1,00 M</td> <td>1,697500 G</td> <td>-36.09</td> <td>-23.09</td> </tr> <tr> <td>3,000 G</td> <td>7,000 G</td> <td>1,00 M</td> <td>4,104000 G</td> <td>-38.88</td> <td>-25.88</td> </tr> <tr> <td>7,000 G</td> <td>9,000 G</td> <td>1,00 M</td> <td>8,039500 G</td> <td>-35.82</td> <td>-22.82</td> </tr> </tbody> </table> <p>Date: 12.SEP.2017 22:18:58</p>	Start [Hz]	Stop [Hz]	RBW [Hz]	Freq [Hz]	Power [dBm]	ΔLimit [dB]	35,000 M	825,000 M	1,00 M	804,750000 M	-43.35	-30.35	855,000 M	1,000 G	1,00 M	855,072500 M	-39.39	-26.39	1,000 G	3,000 G	1,00 M	1,697500 G	-36.09	-23.09	3,000 G	7,000 G	1,00 M	4,104000 G	-38.88	-25.88	7,000 G	9,000 G	1,00 M	8,039500 G	-35.82	-22.82
Start [Hz]	Stop [Hz]	RBW [Hz]	Freq [Hz]	Power [dBm]	ΔLimit [dB]																																																																				
35,000 M	825,000 M	1,00 M	810,000000 M	-25.75	-22.75																																																																				
855,000 M	1,000 G	1,00 G	938,157500 M	-42.85	-29.85																																																																				
1,000 G	3,000 G	1,00 M	1,688000 G	-25.74	-22.74																																																																				
3,000 G	7,000 G	1,00 M	5,110000 G	-38.85	-25.85																																																																				
7,000 G	9,000 G	1,00 M	7,536000 G	-36.13	-23.13																																																																				
Start [Hz]	Stop [Hz]	RBW [Hz]	Freq [Hz]	Power [dBm]	ΔLimit [dB]																																																																				
35,000 M	825,000 M	1,00 M	804,750000 M	-43.35	-30.35																																																																				
855,000 M	1,000 G	1,00 M	855,072500 M	-39.39	-26.39																																																																				
1,000 G	3,000 G	1,00 M	1,697500 G	-36.09	-23.09																																																																				
3,000 G	7,000 G	1,00 M	4,104000 G	-38.88	-25.88																																																																				
7,000 G	9,000 G	1,00 M	8,039500 G	-35.82	-22.82																																																																				
Middle Channel	Middle Channel																																																																								
 <table border="1" data-bbox="239 1090 638 1180"> <thead> <tr> <th>Start [Hz]</th> <th>Stop [Hz]</th> <th>RBW [Hz]</th> <th>Freq [Hz]</th> <th>Power [dBm]</th> <th>ΔLimit [dB]</th> </tr> </thead> <tbody> <tr> <td>35,000 M</td> <td>825,000 M</td> <td>1,00 M</td> <td>724,410000 M</td> <td>-42.86</td> <td>-29.86</td> </tr> <tr> <td>855,000 M</td> <td>3,000 G</td> <td>1,00 M</td> <td>827,237000 M</td> <td>-42.34</td> <td>-29.34</td> </tr> <tr> <td>1,000 G</td> <td>3,000 G</td> <td>1,00 M</td> <td>1,673000 G</td> <td>-25.96</td> <td>-12.96</td> </tr> <tr> <td>3,000 G</td> <td>7,000 G</td> <td>1,00 M</td> <td>5,246000 G</td> <td>-38.62</td> <td>-25.62</td> </tr> <tr> <td>7,000 G</td> <td>9,000 G</td> <td>1,00 M</td> <td>7,658000 G</td> <td>-36.46</td> <td>-23.46</td> </tr> </tbody> </table> <p>Date: 12.SEP.2017 21:42:31</p>	Start [Hz]	Stop [Hz]	RBW [Hz]	Freq [Hz]	Power [dBm]	ΔLimit [dB]	35,000 M	825,000 M	1,00 M	724,410000 M	-42.86	-29.86	855,000 M	3,000 G	1,00 M	827,237000 M	-42.34	-29.34	1,000 G	3,000 G	1,00 M	1,673000 G	-25.96	-12.96	3,000 G	7,000 G	1,00 M	5,246000 G	-38.62	-25.62	7,000 G	9,000 G	1,00 M	7,658000 G	-36.46	-23.46	 <table border="1" data-bbox="893 1090 1292 1180"> <thead> <tr> <th>Start [Hz]</th> <th>Stop [Hz]</th> <th>RBW [Hz]</th> <th>Freq [Hz]</th> <th>Power [dBm]</th> <th>ΔLimit [dB]</th> </tr> </thead> <tbody> <tr> <td>35,000 M</td> <td>825,000 M</td> <td>1,00 M</td> <td>801,435000 M</td> <td>-43.76</td> <td>-30.76</td> </tr> <tr> <td>855,000 M</td> <td>3,000 G</td> <td>1,00 M</td> <td>826,547500 M</td> <td>-42.89</td> <td>-29.89</td> </tr> <tr> <td>1,000 G</td> <td>3,000 G</td> <td>1,00 M</td> <td>1,673500 G</td> <td>-34.51</td> <td>-21.51</td> </tr> <tr> <td>3,000 G</td> <td>7,000 G</td> <td>1,00 M</td> <td>5,129000 G</td> <td>-38.73</td> <td>-25.73</td> </tr> <tr> <td>7,000 G</td> <td>9,000 G</td> <td>1,00 M</td> <td>8,350000 G</td> <td>-36.43</td> <td>-23.43</td> </tr> </tbody> </table> <p>Date: 12.SEP.2017 22:19:45</p>	Start [Hz]	Stop [Hz]	RBW [Hz]	Freq [Hz]	Power [dBm]	ΔLimit [dB]	35,000 M	825,000 M	1,00 M	801,435000 M	-43.76	-30.76	855,000 M	3,000 G	1,00 M	826,547500 M	-42.89	-29.89	1,000 G	3,000 G	1,00 M	1,673500 G	-34.51	-21.51	3,000 G	7,000 G	1,00 M	5,129000 G	-38.73	-25.73	7,000 G	9,000 G	1,00 M	8,350000 G	-36.43	-23.43
Start [Hz]	Stop [Hz]	RBW [Hz]	Freq [Hz]	Power [dBm]	ΔLimit [dB]																																																																				
35,000 M	825,000 M	1,00 M	724,410000 M	-42.86	-29.86																																																																				
855,000 M	3,000 G	1,00 M	827,237000 M	-42.34	-29.34																																																																				
1,000 G	3,000 G	1,00 M	1,673000 G	-25.96	-12.96																																																																				
3,000 G	7,000 G	1,00 M	5,246000 G	-38.62	-25.62																																																																				
7,000 G	9,000 G	1,00 M	7,658000 G	-36.46	-23.46																																																																				
Start [Hz]	Stop [Hz]	RBW [Hz]	Freq [Hz]	Power [dBm]	ΔLimit [dB]																																																																				
35,000 M	825,000 M	1,00 M	801,435000 M	-43.76	-30.76																																																																				
855,000 M	3,000 G	1,00 M	826,547500 M	-42.89	-29.89																																																																				
1,000 G	3,000 G	1,00 M	1,673500 G	-34.51	-21.51																																																																				
3,000 G	7,000 G	1,00 M	5,129000 G	-38.73	-25.73																																																																				
7,000 G	9,000 G	1,00 M	8,350000 G	-36.43	-23.43																																																																				
Highest Channel	Highest Channel																																																																								
 <table border="1" data-bbox="239 1610 638 1700"> <thead> <tr> <th>Start [Hz]</th> <th>Stop [Hz]</th> <th>RBW [Hz]</th> <th>Freq [Hz]</th> <th>Power [dBm]</th> <th>ΔLimit [dB]</th> </tr> </thead> <tbody> <tr> <td>35,000 M</td> <td>825,000 M</td> <td>1,00 M</td> <td>827,380000 M</td> <td>-43.36</td> <td>-30.36</td> </tr> <tr> <td>855,000 M</td> <td>1,000 G</td> <td>1,00 M</td> <td>855,036250 M</td> <td>-34.36</td> <td>-21.36</td> </tr> <tr> <td>1,000 G</td> <td>3,000 G</td> <td>1,00 M</td> <td>1,697500 G</td> <td>-37.21</td> <td>-24.21</td> </tr> <tr> <td>3,000 G</td> <td>7,000 G</td> <td>1,00 M</td> <td>5,146000 G</td> <td>-38.99</td> <td>-25.99</td> </tr> <tr> <td>7,000 G</td> <td>9,000 G</td> <td>1,00 M</td> <td>8,354000 G</td> <td>-36.49</td> <td>-23.49</td> </tr> </tbody> </table> <p>Date: 12.SEP.2017 21:43:58</p>	Start [Hz]	Stop [Hz]	RBW [Hz]	Freq [Hz]	Power [dBm]	ΔLimit [dB]	35,000 M	825,000 M	1,00 M	827,380000 M	-43.36	-30.36	855,000 M	1,000 G	1,00 M	855,036250 M	-34.36	-21.36	1,000 G	3,000 G	1,00 M	1,697500 G	-37.21	-24.21	3,000 G	7,000 G	1,00 M	5,146000 G	-38.99	-25.99	7,000 G	9,000 G	1,00 M	8,354000 G	-36.49	-23.49	 <table border="1" data-bbox="893 1610 1292 1700"> <thead> <tr> <th>Start [Hz]</th> <th>Stop [Hz]</th> <th>RBW [Hz]</th> <th>Freq [Hz]</th> <th>Power [dBm]</th> <th>ΔLimit [dB]</th> </tr> </thead> <tbody> <tr> <td>35,000 M</td> <td>825,000 M</td> <td>1,00 M</td> <td>816,645000 M</td> <td>-43.45</td> <td>-30.45</td> </tr> <tr> <td>855,000 M</td> <td>1,000 G</td> <td>1,00 M</td> <td>855,036250 M</td> <td>-37.49</td> <td>-24.49</td> </tr> <tr> <td>1,000 G</td> <td>3,000 G</td> <td>1,00 M</td> <td>1,698000 G</td> <td>-33.85</td> <td>-20.85</td> </tr> <tr> <td>3,000 G</td> <td>7,000 G</td> <td>1,00 M</td> <td>5,146000 G</td> <td>-38.78</td> <td>-25.78</td> </tr> <tr> <td>7,000 G</td> <td>9,000 G</td> <td>1,00 M</td> <td>7,530000 G</td> <td>-36.42</td> <td>-23.42</td> </tr> </tbody> </table> <p>Date: 12.SEP.2017 22:21:29</p>	Start [Hz]	Stop [Hz]	RBW [Hz]	Freq [Hz]	Power [dBm]	ΔLimit [dB]	35,000 M	825,000 M	1,00 M	816,645000 M	-43.45	-30.45	855,000 M	1,000 G	1,00 M	855,036250 M	-37.49	-24.49	1,000 G	3,000 G	1,00 M	1,698000 G	-33.85	-20.85	3,000 G	7,000 G	1,00 M	5,146000 G	-38.78	-25.78	7,000 G	9,000 G	1,00 M	7,530000 G	-36.42	-23.42
Start [Hz]	Stop [Hz]	RBW [Hz]	Freq [Hz]	Power [dBm]	ΔLimit [dB]																																																																				
35,000 M	825,000 M	1,00 M	827,380000 M	-43.36	-30.36																																																																				
855,000 M	1,000 G	1,00 M	855,036250 M	-34.36	-21.36																																																																				
1,000 G	3,000 G	1,00 M	1,697500 G	-37.21	-24.21																																																																				
3,000 G	7,000 G	1,00 M	5,146000 G	-38.99	-25.99																																																																				
7,000 G	9,000 G	1,00 M	8,354000 G	-36.49	-23.49																																																																				
Start [Hz]	Stop [Hz]	RBW [Hz]	Freq [Hz]	Power [dBm]	ΔLimit [dB]																																																																				
35,000 M	825,000 M	1,00 M	816,645000 M	-43.45	-30.45																																																																				
855,000 M	1,000 G	1,00 M	855,036250 M	-37.49	-24.49																																																																				
1,000 G	3,000 G	1,00 M	1,698000 G	-33.85	-20.85																																																																				
3,000 G	7,000 G	1,00 M	5,146000 G	-38.78	-25.78																																																																				
7,000 G	9,000 G	1,00 M	7,530000 G	-36.42	-23.42																																																																				



GSM1900 (GSM)	GSM1900 (EDGE class 8)																																																																																				
Lowest Channel	Lowest Channel																																																																																				
 <table border="1" data-bbox="247 577 646 667"> <thead> <tr> <th>Start [Hz]</th> <th>Stop [Hz]</th> <th>RBW [Hz]</th> <th>Freq [Hz]</th> <th>PwrAve [dBm]</th> <th>ΔLimit [dB]</th> </tr> </thead> <tbody> <tr><td>30.000 M</td><td>1.000 G</td><td>1.00 M</td><td>111.965000 M</td><td>-33.13</td><td>-29.13</td></tr> <tr><td>1.000 G</td><td>1.845 G</td><td>1.00 M</td><td>1.254345 G</td><td>-41.60</td><td>-28.60</td></tr> <tr><td>1.845 G</td><td>3.000 G</td><td>1.00 M</td><td>2.107859 G</td><td>-40.84</td><td>-27.84</td></tr> <tr><td>3.000 G</td><td>7.000 G</td><td>1.00 M</td><td>5.151500 G</td><td>-39.00</td><td>-25.00</td></tr> <tr><td>7.000 G</td><td>13.600 G</td><td>1.00 M</td><td>10.239775 G</td><td>-34.88</td><td>-21.88</td></tr> <tr><td>13.600 G</td><td>19.100 G</td><td>1.00 M</td><td>15.271313 G</td><td>-26.56</td><td>-13.56</td></tr> </tbody> </table> <p data-bbox="207 833 391 846">Date: 12.SEP.2017 22:05:25</p>	Start [Hz]	Stop [Hz]	RBW [Hz]	Freq [Hz]	PwrAve [dBm]	ΔLimit [dB]	30.000 M	1.000 G	1.00 M	111.965000 M	-33.13	-29.13	1.000 G	1.845 G	1.00 M	1.254345 G	-41.60	-28.60	1.845 G	3.000 G	1.00 M	2.107859 G	-40.84	-27.84	3.000 G	7.000 G	1.00 M	5.151500 G	-39.00	-25.00	7.000 G	13.600 G	1.00 M	10.239775 G	-34.88	-21.88	13.600 G	19.100 G	1.00 M	15.271313 G	-26.56	-13.56	 <table border="1" data-bbox="901 577 1300 667"> <thead> <tr> <th>Start [Hz]</th> <th>Stop [Hz]</th> <th>RBW [Hz]</th> <th>Freq [Hz]</th> <th>PwrAve [dBm]</th> <th>ΔLimit [dB]</th> </tr> </thead> <tbody> <tr><td>30.000 M</td><td>1.000 G</td><td>1.00 M</td><td>111.722500 M</td><td>-37.52</td><td>-24.52</td></tr> <tr><td>1.000 G</td><td>1.845 G</td><td>1.00 M</td><td>1.047743 G</td><td>-41.20</td><td>-28.20</td></tr> <tr><td>1.845 G</td><td>3.000 G</td><td>1.00 M</td><td>2.948463 G</td><td>-40.95</td><td>-27.95</td></tr> <tr><td>3.000 G</td><td>7.000 G</td><td>1.00 M</td><td>3.011500 G</td><td>-37.78</td><td>-24.78</td></tr> <tr><td>7.000 G</td><td>13.600 G</td><td>1.00 M</td><td>10.559050 G</td><td>-35.12</td><td>-22.12</td></tr> <tr><td>13.600 G</td><td>19.100 G</td><td>1.00 M</td><td>15.349688 G</td><td>-26.49</td><td>-13.49</td></tr> </tbody> </table> <p data-bbox="861 833 1045 846">Date: 12.SEP.2017 22:41:14</p>	Start [Hz]	Stop [Hz]	RBW [Hz]	Freq [Hz]	PwrAve [dBm]	ΔLimit [dB]	30.000 M	1.000 G	1.00 M	111.722500 M	-37.52	-24.52	1.000 G	1.845 G	1.00 M	1.047743 G	-41.20	-28.20	1.845 G	3.000 G	1.00 M	2.948463 G	-40.95	-27.95	3.000 G	7.000 G	1.00 M	3.011500 G	-37.78	-24.78	7.000 G	13.600 G	1.00 M	10.559050 G	-35.12	-22.12	13.600 G	19.100 G	1.00 M	15.349688 G	-26.49	-13.49
Start [Hz]	Stop [Hz]	RBW [Hz]	Freq [Hz]	PwrAve [dBm]	ΔLimit [dB]																																																																																
30.000 M	1.000 G	1.00 M	111.965000 M	-33.13	-29.13																																																																																
1.000 G	1.845 G	1.00 M	1.254345 G	-41.60	-28.60																																																																																
1.845 G	3.000 G	1.00 M	2.107859 G	-40.84	-27.84																																																																																
3.000 G	7.000 G	1.00 M	5.151500 G	-39.00	-25.00																																																																																
7.000 G	13.600 G	1.00 M	10.239775 G	-34.88	-21.88																																																																																
13.600 G	19.100 G	1.00 M	15.271313 G	-26.56	-13.56																																																																																
Start [Hz]	Stop [Hz]	RBW [Hz]	Freq [Hz]	PwrAve [dBm]	ΔLimit [dB]																																																																																
30.000 M	1.000 G	1.00 M	111.722500 M	-37.52	-24.52																																																																																
1.000 G	1.845 G	1.00 M	1.047743 G	-41.20	-28.20																																																																																
1.845 G	3.000 G	1.00 M	2.948463 G	-40.95	-27.95																																																																																
3.000 G	7.000 G	1.00 M	3.011500 G	-37.78	-24.78																																																																																
7.000 G	13.600 G	1.00 M	10.559050 G	-35.12	-22.12																																																																																
13.600 G	19.100 G	1.00 M	15.349688 G	-26.49	-13.49																																																																																
Middle Channel	Middle Channel																																																																																				
 <table border="1" data-bbox="247 1102 646 1191"> <thead> <tr> <th>Start [Hz]</th> <th>Stop [Hz]</th> <th>RBW [Hz]</th> <th>Freq [Hz]</th> <th>PwrAve [dBm]</th> <th>ΔLimit [dB]</th> </tr> </thead> <tbody> <tr><td>30.000 M</td><td>1.000 G</td><td>1.00 M</td><td>141.792500 M</td><td>-28.95</td><td>-19.95</td></tr> <tr><td>1.000 G</td><td>1.845 G</td><td>1.00 M</td><td>1.097809 G</td><td>-41.35</td><td>-28.35</td></tr> <tr><td>1.845 G</td><td>3.000 G</td><td>1.00 M</td><td>2.962396 G</td><td>-39.47</td><td>-26.47</td></tr> <tr><td>3.000 G</td><td>7.000 G</td><td>1.00 M</td><td>3.059000 G</td><td>-37.79</td><td>-24.79</td></tr> <tr><td>7.000 G</td><td>13.600 G</td><td>1.00 M</td><td>10.210075 G</td><td>-34.97</td><td>-21.97</td></tr> <tr><td>13.600 G</td><td>19.100 G</td><td>1.00 M</td><td>15.282313 G</td><td>-26.43</td><td>-13.43</td></tr> </tbody> </table> <p data-bbox="207 1357 391 1370">Date: 12.SEP.2017 22:06:22</p>	Start [Hz]	Stop [Hz]	RBW [Hz]	Freq [Hz]	PwrAve [dBm]	ΔLimit [dB]	30.000 M	1.000 G	1.00 M	141.792500 M	-28.95	-19.95	1.000 G	1.845 G	1.00 M	1.097809 G	-41.35	-28.35	1.845 G	3.000 G	1.00 M	2.962396 G	-39.47	-26.47	3.000 G	7.000 G	1.00 M	3.059000 G	-37.79	-24.79	7.000 G	13.600 G	1.00 M	10.210075 G	-34.97	-21.97	13.600 G	19.100 G	1.00 M	15.282313 G	-26.43	-13.43	 <table border="1" data-bbox="901 1102 1300 1191"> <thead> <tr> <th>Start [Hz]</th> <th>Stop [Hz]</th> <th>RBW [Hz]</th> <th>Freq [Hz]</th> <th>PwrAve [dBm]</th> <th>ΔLimit [dB]</th> </tr> </thead> <tbody> <tr><td>30.000 M</td><td>1.000 G</td><td>1.00 M</td><td>141.550000 M</td><td>-36.53</td><td>-23.53</td></tr> <tr><td>1.000 G</td><td>1.845 G</td><td>1.00 M</td><td>1.060648 G</td><td>-40.39</td><td>-27.39</td></tr> <tr><td>1.845 G</td><td>3.000 G</td><td>1.00 M</td><td>2.950633 G</td><td>-40.40</td><td>-27.40</td></tr> <tr><td>3.000 G</td><td>7.000 G</td><td>1.00 M</td><td>3.054000 G</td><td>-37.86</td><td>-24.86</td></tr> <tr><td>7.000 G</td><td>13.600 G</td><td>1.00 M</td><td>10.224925 G</td><td>-34.93</td><td>-21.93</td></tr> <tr><td>13.600 G</td><td>19.100 G</td><td>1.00 M</td><td>15.305000 G</td><td>-25.87</td><td>-12.87</td></tr> </tbody> </table> <p data-bbox="861 1357 1045 1370">Date: 12.SEP.2017 22:42:03</p>	Start [Hz]	Stop [Hz]	RBW [Hz]	Freq [Hz]	PwrAve [dBm]	ΔLimit [dB]	30.000 M	1.000 G	1.00 M	141.550000 M	-36.53	-23.53	1.000 G	1.845 G	1.00 M	1.060648 G	-40.39	-27.39	1.845 G	3.000 G	1.00 M	2.950633 G	-40.40	-27.40	3.000 G	7.000 G	1.00 M	3.054000 G	-37.86	-24.86	7.000 G	13.600 G	1.00 M	10.224925 G	-34.93	-21.93	13.600 G	19.100 G	1.00 M	15.305000 G	-25.87	-12.87
Start [Hz]	Stop [Hz]	RBW [Hz]	Freq [Hz]	PwrAve [dBm]	ΔLimit [dB]																																																																																
30.000 M	1.000 G	1.00 M	141.792500 M	-28.95	-19.95																																																																																
1.000 G	1.845 G	1.00 M	1.097809 G	-41.35	-28.35																																																																																
1.845 G	3.000 G	1.00 M	2.962396 G	-39.47	-26.47																																																																																
3.000 G	7.000 G	1.00 M	3.059000 G	-37.79	-24.79																																																																																
7.000 G	13.600 G	1.00 M	10.210075 G	-34.97	-21.97																																																																																
13.600 G	19.100 G	1.00 M	15.282313 G	-26.43	-13.43																																																																																
Start [Hz]	Stop [Hz]	RBW [Hz]	Freq [Hz]	PwrAve [dBm]	ΔLimit [dB]																																																																																
30.000 M	1.000 G	1.00 M	141.550000 M	-36.53	-23.53																																																																																
1.000 G	1.845 G	1.00 M	1.060648 G	-40.39	-27.39																																																																																
1.845 G	3.000 G	1.00 M	2.950633 G	-40.40	-27.40																																																																																
3.000 G	7.000 G	1.00 M	3.054000 G	-37.86	-24.86																																																																																
7.000 G	13.600 G	1.00 M	10.224925 G	-34.93	-21.93																																																																																
13.600 G	19.100 G	1.00 M	15.305000 G	-25.87	-12.87																																																																																
Highest Channel	Highest Channel																																																																																				
 <table border="1" data-bbox="247 1626 646 1715"> <thead> <tr> <th>Start [Hz]</th> <th>Stop [Hz]</th> <th>RBW [Hz]</th> <th>Freq [Hz]</th> <th>PwrAve [dBm]</th> <th>ΔLimit [dB]</th> </tr> </thead> <tbody> <tr><td>30.000 M</td><td>1.000 G</td><td>1.00 M</td><td>882.072500 M</td><td>-42.47</td><td>-29.47</td></tr> <tr><td>1.000 G</td><td>1.845 G</td><td>1.00 M</td><td>1.294494 G</td><td>-41.22</td><td>-28.22</td></tr> <tr><td>1.845 G</td><td>3.000 G</td><td>1.00 M</td><td>1.932071 G</td><td>-37.80</td><td>-24.80</td></tr> <tr><td>3.000 G</td><td>7.000 G</td><td>1.00 M</td><td>3.061000 G</td><td>-37.84</td><td>-24.84</td></tr> <tr><td>7.000 G</td><td>13.600 G</td><td>1.00 M</td><td>9.390025 G</td><td>-35.00</td><td>-22.00</td></tr> <tr><td>13.600 G</td><td>19.100 G</td><td>1.00 M</td><td>15.228313 G</td><td>-26.49</td><td>-13.49</td></tr> </tbody> </table> <p data-bbox="207 1881 391 1895">Date: 12.SEP.2017 22:07:09</p>	Start [Hz]	Stop [Hz]	RBW [Hz]	Freq [Hz]	PwrAve [dBm]	ΔLimit [dB]	30.000 M	1.000 G	1.00 M	882.072500 M	-42.47	-29.47	1.000 G	1.845 G	1.00 M	1.294494 G	-41.22	-28.22	1.845 G	3.000 G	1.00 M	1.932071 G	-37.80	-24.80	3.000 G	7.000 G	1.00 M	3.061000 G	-37.84	-24.84	7.000 G	13.600 G	1.00 M	9.390025 G	-35.00	-22.00	13.600 G	19.100 G	1.00 M	15.228313 G	-26.49	-13.49	 <table border="1" data-bbox="901 1626 1300 1715"> <thead> <tr> <th>Start [Hz]</th> <th>Stop [Hz]</th> <th>RBW [Hz]</th> <th>Freq [Hz]</th> <th>PwrAve [dBm]</th> <th>ΔLimit [dB]</th> </tr> </thead> <tbody> <tr><td>30.000 M</td><td>1.000 G</td><td>1.00 M</td><td>825.137500 M</td><td>-45.72</td><td>-32.72</td></tr> <tr><td>1.000 G</td><td>1.845 G</td><td>1.00 M</td><td>1.134566 G</td><td>-41.95</td><td>-28.95</td></tr> <tr><td>1.845 G</td><td>3.000 G</td><td>1.00 M</td><td>1.932071 G</td><td>-37.80</td><td>-24.80</td></tr> <tr><td>3.000 G</td><td>7.000 G</td><td>1.00 M</td><td>3.007000 G</td><td>-37.89</td><td>-24.89</td></tr> <tr><td>7.000 G</td><td>13.600 G</td><td>1.00 M</td><td>10.228225 G</td><td>-35.16</td><td>-22.16</td></tr> <tr><td>13.600 G</td><td>19.100 G</td><td>1.00 M</td><td>15.282313 G</td><td>-26.37</td><td>-13.37</td></tr> </tbody> </table> <p data-bbox="861 1881 1045 1895">Date: 12.SEP.2017 22:42:50</p>	Start [Hz]	Stop [Hz]	RBW [Hz]	Freq [Hz]	PwrAve [dBm]	ΔLimit [dB]	30.000 M	1.000 G	1.00 M	825.137500 M	-45.72	-32.72	1.000 G	1.845 G	1.00 M	1.134566 G	-41.95	-28.95	1.845 G	3.000 G	1.00 M	1.932071 G	-37.80	-24.80	3.000 G	7.000 G	1.00 M	3.007000 G	-37.89	-24.89	7.000 G	13.600 G	1.00 M	10.228225 G	-35.16	-22.16	13.600 G	19.100 G	1.00 M	15.282313 G	-26.37	-13.37
Start [Hz]	Stop [Hz]	RBW [Hz]	Freq [Hz]	PwrAve [dBm]	ΔLimit [dB]																																																																																
30.000 M	1.000 G	1.00 M	882.072500 M	-42.47	-29.47																																																																																
1.000 G	1.845 G	1.00 M	1.294494 G	-41.22	-28.22																																																																																
1.845 G	3.000 G	1.00 M	1.932071 G	-37.80	-24.80																																																																																
3.000 G	7.000 G	1.00 M	3.061000 G	-37.84	-24.84																																																																																
7.000 G	13.600 G	1.00 M	9.390025 G	-35.00	-22.00																																																																																
13.600 G	19.100 G	1.00 M	15.228313 G	-26.49	-13.49																																																																																
Start [Hz]	Stop [Hz]	RBW [Hz]	Freq [Hz]	PwrAve [dBm]	ΔLimit [dB]																																																																																
30.000 M	1.000 G	1.00 M	825.137500 M	-45.72	-32.72																																																																																
1.000 G	1.845 G	1.00 M	1.134566 G	-41.95	-28.95																																																																																
1.845 G	3.000 G	1.00 M	1.932071 G	-37.80	-24.80																																																																																
3.000 G	7.000 G	1.00 M	3.007000 G	-37.89	-24.89																																																																																
7.000 G	13.600 G	1.00 M	10.228225 G	-35.16	-22.16																																																																																
13.600 G	19.100 G	1.00 M	15.282313 G	-26.37	-13.37																																																																																



Frequency Stability

Test Conditions	Middle Channel	GSM850 (GSM)	GSM850 (EDGE class 8)	Limit 2.5ppm
Temperature (°C)	Voltage (Volt)	Deviation (ppm)		Result
50	Normal Voltage	0.0000	0.0000	PASS
40	Normal Voltage	0.0072	0.0036	
30	Normal Voltage	0.0060	0.0048	
20(Ref.)	Normal Voltage	0.0000	0.0000	
10	Normal Voltage	0.0048	0.0048	
0	Normal Voltage	0.0060	0.0060	
-10	Normal Voltage	0.0036	0.0024	
-20	Normal Voltage	0.0000	0.0036	
-30	Normal Voltage	0.0000	0.0060	
20	Maximum Voltage	0.0048	0.0000	
20	Normal Voltage	0.0000	0.0000	
20	Battery End Point	0.0036	0.0060	

Test Conditions	Middle Channel	GSM1900 (GSM)	GSM1900 (EDGE class 8)	Limit Note 2.
Temperature (°C)	Voltage (Volt)	Deviation (ppm)		Result
50	Normal Voltage	0.0176	0.0021	PASS
40	Normal Voltage	0.0064	0.0000	
30	Normal Voltage	0.0138	0.0005	
20(Ref.)	Normal Voltage	0.0000	0.0000	
10	Normal Voltage	0.0213	0.0016	
0	Normal Voltage	0.0191	0.0021	
-10	Normal Voltage	0.0053	0.0043	
-20	Normal Voltage	0.0085	0.0016	
-30	Normal Voltage	0.0090	0.0005	
20	Maximum Voltage	0.0059	0.0021	
20	Normal Voltage	0.0000	0.0000	
20	Battery End Point	0.0037	0.0011	

Note:

1. Normal Voltage = 4 V. ; Battery End Point (BEP) = 3.6 V. ; Maximum Voltage =4.4 V
2. The frequency fundamental emissions stay within the authorized frequency block based on the frequency deviation measured is small.

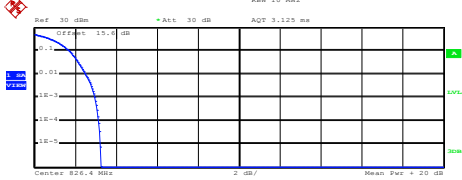
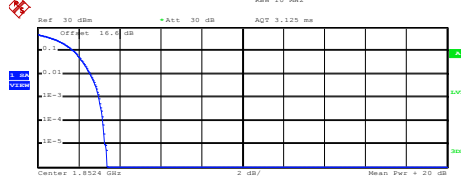
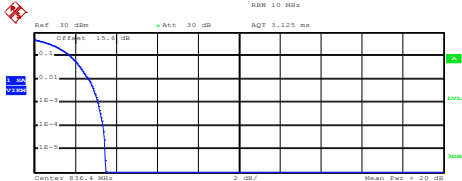
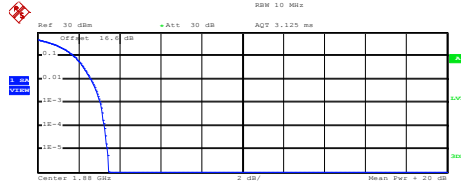

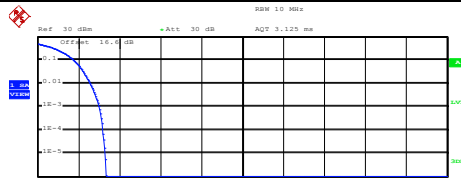


A2. WCDMA

Peak-to-Average Ratio

Mode	WCDMA Band V	WCDMA Band II	WCDMA Band IV	Limit: 13dB
Mod.	RMC 12.2Kbps	RMC 12.2Kbps	RMC 12.2Kbps	Result
Lowest CH	2.96	3.00	3.16	PASS
Middle CH	3.12	3.08	3.12	
Highest CH	3.12	3.00	3.12	

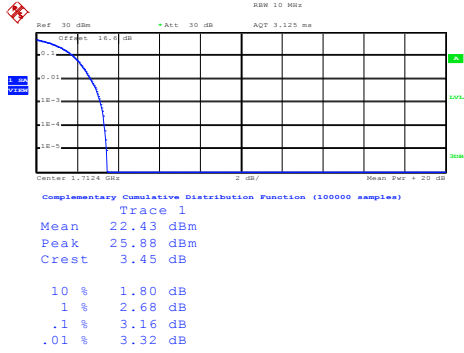


WCDMA Band V (RMC 12.2Kbps)	WCDMA Band II (RMC 12.2Kbps)																
<p align="center">Lowest Channel</p>  <p>Center 826.4 MHz</p> <p>Complementary Cumulative Distribution Function (100000 samples) Trace 1 Mean 24.05 dBm Peak 27.29 dBm Crest 3.24 dB</p> <table border="1"> <tr><td>10 %</td><td>1.72 dB</td></tr> <tr><td>1 %</td><td>2.52 dB</td></tr> <tr><td>.1 %</td><td>2.96 dB</td></tr> <tr><td>.01 %</td><td>3.16 dB</td></tr> </table> <p>Date: 12.SEP.2017 23:00:16</p>	10 %	1.72 dB	1 %	2.52 dB	.1 %	2.96 dB	.01 %	3.16 dB	<p align="center">Lowest Channel</p>  <p>Center 1.8524 GHz</p> <p>Complementary Cumulative Distribution Function (100000 samples) Trace 1 Mean 22.13 dBm Peak 25.53 dBm Crest 3.39 dB</p> <table border="1"> <tr><td>10 %</td><td>1.76 dB</td></tr> <tr><td>1 %</td><td>2.56 dB</td></tr> <tr><td>.1 %</td><td>3.00 dB</td></tr> <tr><td>.01 %</td><td>3.20 dB</td></tr> </table> <p>Date: 12.SEP.2017 23:13:57</p>	10 %	1.76 dB	1 %	2.56 dB	.1 %	3.00 dB	.01 %	3.20 dB
10 %	1.72 dB																
1 %	2.52 dB																
.1 %	2.96 dB																
.01 %	3.16 dB																
10 %	1.76 dB																
1 %	2.56 dB																
.1 %	3.00 dB																
.01 %	3.20 dB																
<p align="center">Middle Channel</p>  <p>Center 830.4 MHz</p> <p>Complementary Cumulative Distribution Function (100000 samples) Trace 1 Mean 22.54 dBm Peak 26.02 dBm Crest 3.48 dB</p> <table border="1"> <tr><td>10 %</td><td>1.76 dB</td></tr> <tr><td>1 %</td><td>2.68 dB</td></tr> <tr><td>.1 %</td><td>3.12 dB</td></tr> <tr><td>.01 %</td><td>3.36 dB</td></tr> </table> <p>Date: 12.SEP.2017 23:00:28</p>	10 %	1.76 dB	1 %	2.68 dB	.1 %	3.12 dB	.01 %	3.36 dB	<p align="center">Middle Channel</p>  <p>Center 1.85 GHz</p> <p>Complementary Cumulative Distribution Function (100000 samples) Trace 1 Mean 22.26 dBm Peak 25.74 dBm Crest 3.47 dB</p> <table border="1"> <tr><td>10 %</td><td>1.76 dB</td></tr> <tr><td>1 %</td><td>2.60 dB</td></tr> <tr><td>.1 %</td><td>3.08 dB</td></tr> <tr><td>.01 %</td><td>3.28 dB</td></tr> </table> <p>Date: 12.SEP.2017 23:14:07</p>	10 %	1.76 dB	1 %	2.60 dB	.1 %	3.08 dB	.01 %	3.28 dB
10 %	1.76 dB																
1 %	2.68 dB																
.1 %	3.12 dB																
.01 %	3.36 dB																
10 %	1.76 dB																
1 %	2.60 dB																
.1 %	3.08 dB																
.01 %	3.28 dB																
<p align="center">Highest Channel</p>  <p>Center 846.6 MHz</p> <p>Complementary Cumulative Distribution Function (100000 samples) Trace 1 Mean 22.63 dBm Peak 26.09 dBm Crest 3.46 dB</p> <table border="1"> <tr><td>10 %</td><td>1.76 dB</td></tr> <tr><td>1 %</td><td>2.64 dB</td></tr> <tr><td>.1 %</td><td>3.12 dB</td></tr> <tr><td>.01 %</td><td>3.32 dB</td></tr> </table> <p>Date: 12.SEP.2017 23:00:40</p>	10 %	1.76 dB	1 %	2.64 dB	.1 %	3.12 dB	.01 %	3.32 dB	<p align="center">Highest Channel</p>  <p>Center 1.9076 GHz</p> <p>Complementary Cumulative Distribution Function (100000 samples) Trace 1 Mean 21.91 dBm Peak 25.24 dBm Crest 3.33 dB</p> <table border="1"> <tr><td>10 %</td><td>1.76 dB</td></tr> <tr><td>1 %</td><td>2.56 dB</td></tr> <tr><td>.1 %</td><td>3.00 dB</td></tr> <tr><td>.01 %</td><td>3.20 dB</td></tr> </table> <p>Date: 12.SEP.2017 23:14:15</p>	10 %	1.76 dB	1 %	2.56 dB	.1 %	3.00 dB	.01 %	3.20 dB
10 %	1.76 dB																
1 %	2.64 dB																
.1 %	3.12 dB																
.01 %	3.32 dB																
10 %	1.76 dB																
1 %	2.56 dB																
.1 %	3.00 dB																
.01 %	3.20 dB																



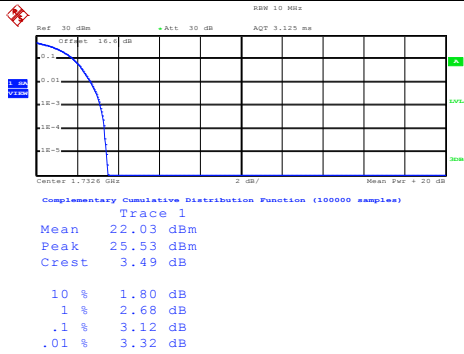
WCDMA Band IV (RMC 12.2Kbps)

Lowest Channel



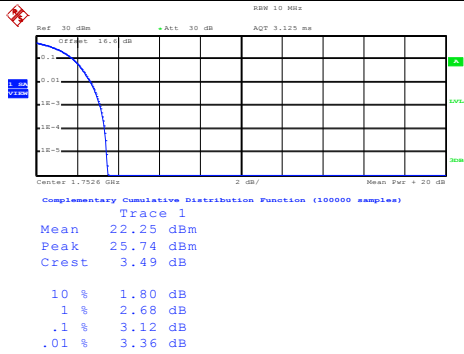
Date: 12.SEP.2017 23:27:19

Middle Channel



Date: 12.SEP.2017 23:27:31

Highest Channel



Date: 12.SEP.2017 23:27:41



26dB Bandwidth

Mode	WCDMA Band V	WCDMA Band II	WCDMA Band IV
Mod.	RMC 12.2Kbps	RMC 12.2Kbps	RMC 12.2Kbps
Lowest CH	4.71	4.73	4.72
Middle CH	4.70	4.72	4.72
Highest CH	4.73	4.73	4.71

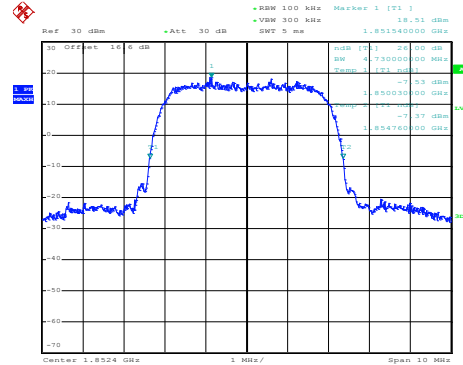
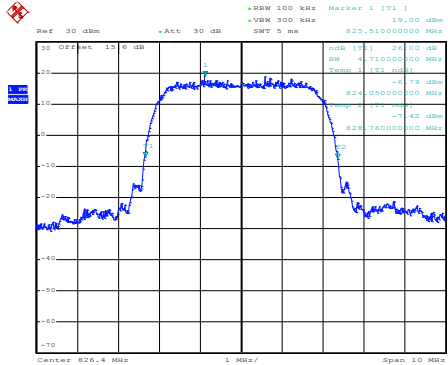


WCDMA Band V (RMC 12.2Kbps)

WCDMA Band II (RMC 12.2Kbps)

Lowest Channel

Lowest Channel

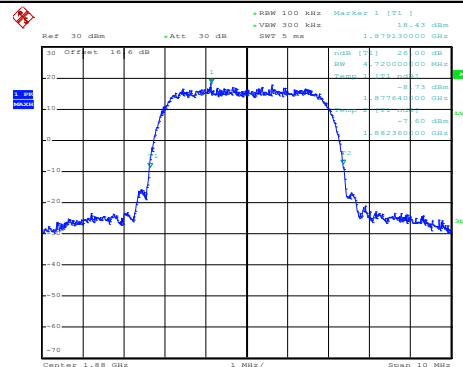
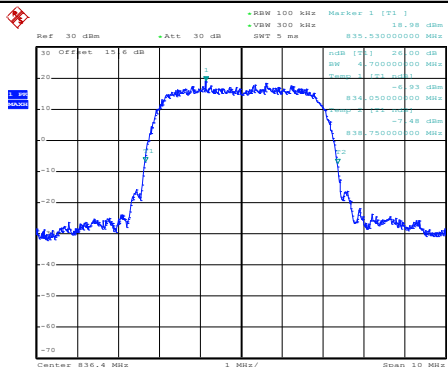


Date: 12.SEP.2017 22:47:36

Date: 12.SEP.2017 23:03:15

Middle Channel

Middle Channel

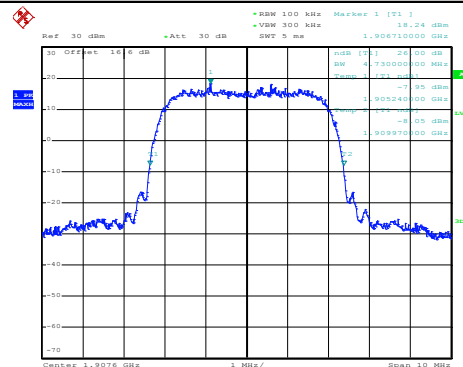
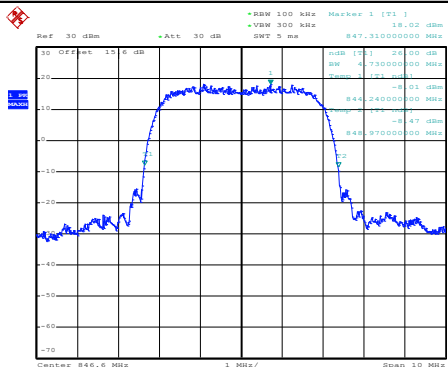


Date: 12.SEP.2017 22:48:04

Date: 12.SEP.2017 23:03:42

Highest Channel

Highest Channel



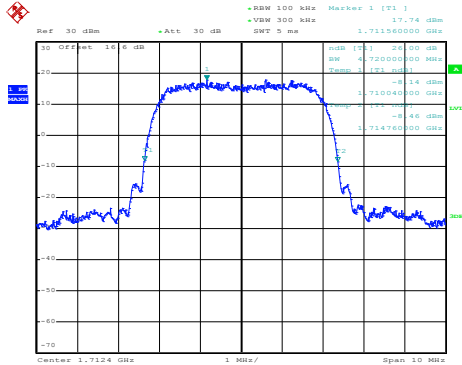
Date: 12.SEP.2017 22:48:32

Date: 12.SEP.2017 23:04:10



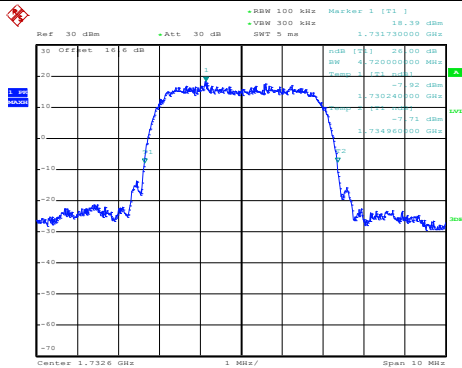
WCDMA Band IV (RMC 12.2Kbps)

Lowest Channel



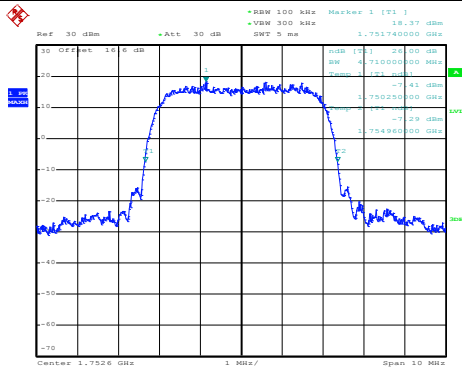
Date: 12.SEP.2017 23:15:23

Middle Channel



Date: 12.SEP.2017 23:15:51

Highest Channel



Date: 12.SEP.2017 23:16:19



Occupied Bandwidth

Mode	WCDMA Band V	WCDMA Band II	WCDMA Band IV
Mod.	RMC 12.2Kbps	RMC 12.2Kbps	RMC 12.2Kbps
Lowest CH	4.14	4.17	4.17
Middle CH	4.14	4.17	4.16
Highest CH	4.15	4.15	4.16

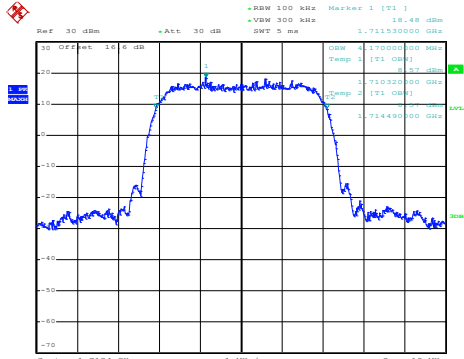


WCDMA Band V (RMC 12.2Kbps)	WCDMA Band II (RMC 12.2Kbps)
<p style="text-align: center;">Lowest Channel</p> <p>Date: 12.SEP.2017 22:49:04</p>	<p style="text-align: center;">Lowest Channel</p> <p>Date: 12.SEP.2017 23:04:44</p>
<p style="text-align: center;">Middle Channel</p> <p>Date: 12.SEP.2017 22:49:32</p>	<p style="text-align: center;">Middle Channel</p> <p>Date: 12.SEP.2017 23:05:12</p>
<p style="text-align: center;">Highest Channel</p> <p>Date: 12.SEP.2017 22:50:00</p>	<p style="text-align: center;">Highest Channel</p> <p>Date: 12.SEP.2017 23:05:40</p>



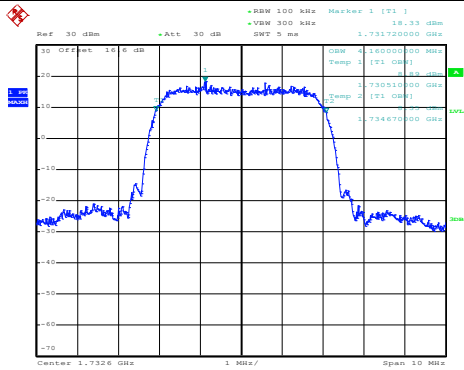
WCDMA Band IV (RMC 12.2Kbps)

Lowest Channel



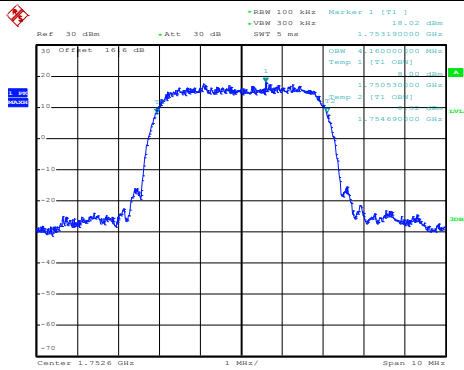
Date: 12.SEP.2017 23:16:53

Middle Channel



Date: 12.SEP.2017 23:17:21

Highest Channel



Date: 12.SEP.2017 23:17:49



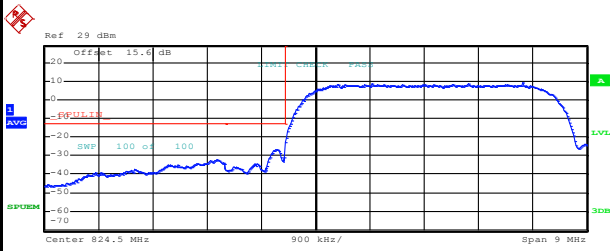
Conducted Band Edge



WCDMA Band V (RMC 12.2Kbps)

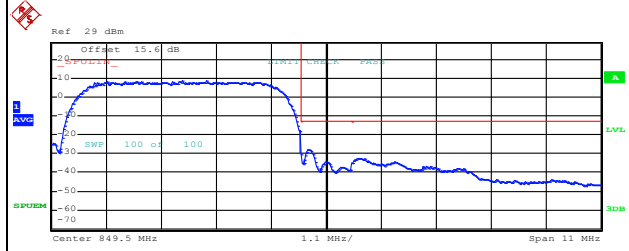
Lowest Band Edge

Highest Band Edge



Start [Hz]	Stop [Hz]	RBW [Hz]	Freq [Hz]	PwrAbs [dBm]	ΔLimit [dB]
820.000 M	823.000 M	100.00 k	822.859000 M	-32.04	-19.04
823.000 M	824.000 M	50.00 k	823.844000 M	-26.98	-13.98
824.000 M	829.000 M	100.00 k	827.930000 M	9.41	-25.59

Date: 12.SEP.2017 22:54:11



Start [Hz]	Stop [Hz]	RBW [Hz]	Freq [Hz]	PwrAbs [dBm]	ΔLimit [dB]
844.000 M	849.000 M	100.00 k	846.620000 M	9.07	-25.93
849.000 M	850.000 M	50.00 k	849.140000 M	-27.81	-14.81
850.000 M	855.000 M	100.00 k	850.185000 M	-32.56	-19.56

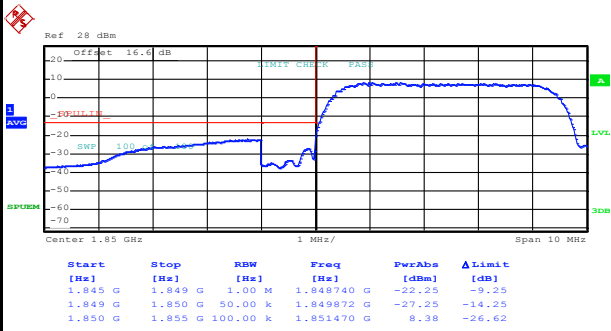
Date: 12.SEP.2017 22:56:53



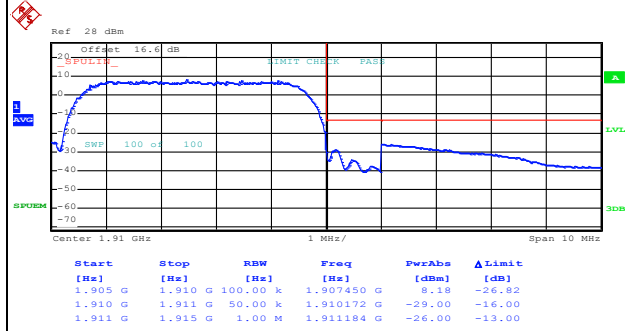
WCDMA Band II (RMC 12.2Kbps)

Lowest Band Edge

Highest Band Edge



Date: 12.SEP.2017 23:08:22



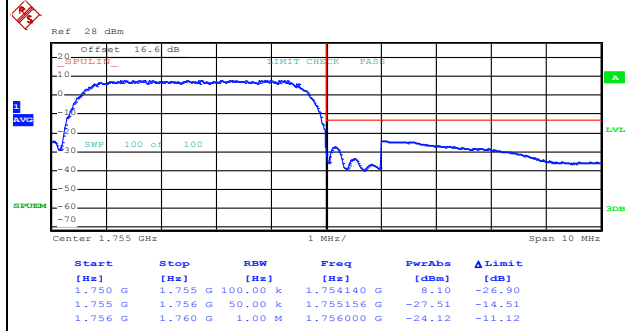
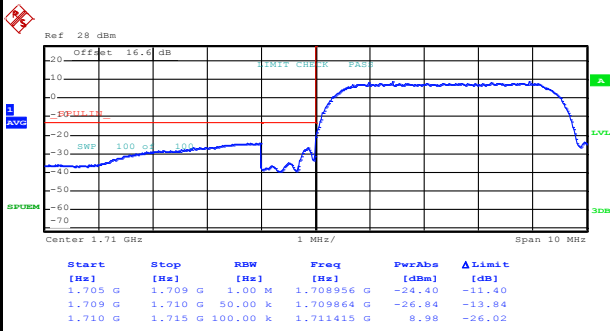
Date: 12.SEP.2017 23:11:04



WCDMA Band IV (RMC 12.2Kbps)

Lowest Band Edge

Highest Band Edge



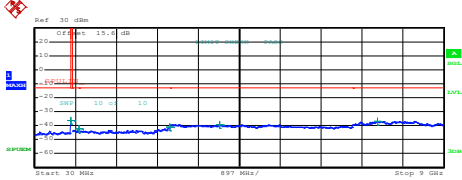
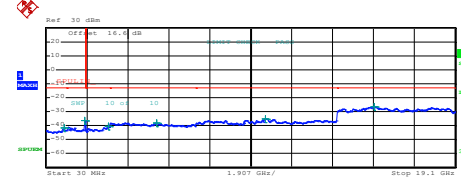
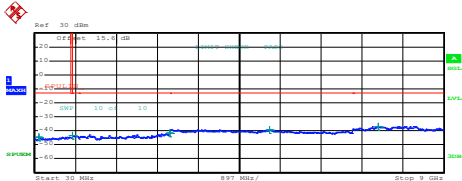
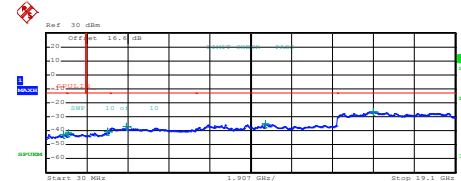
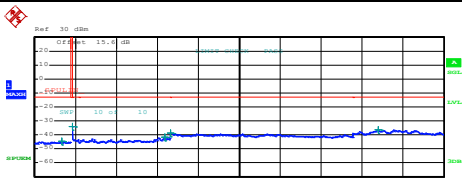
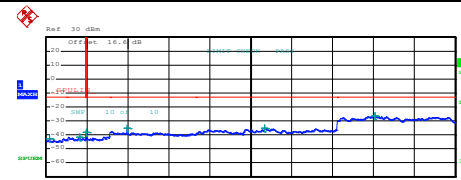
Date: 12.SEP.2017 23:21:24

Date: 12.SEP.2017 23:24:07



Conducted Spurious Emission

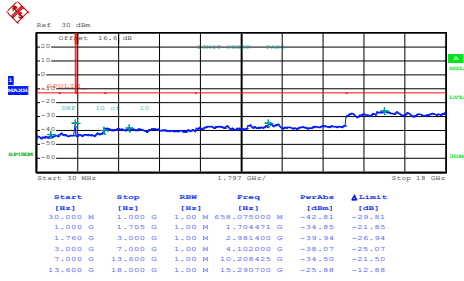


WCDMA Band V (RMC 12.2Kbps)	WCDMA Band II (RMC 12.2Kbps)																																																																														
Lowest Channel	Lowest Channel																																																																														
 <table border="1" data-bbox="239 571 638 660"> <thead> <tr> <th>Start [Hz]</th> <th>Stop [Hz]</th> <th>RBW [Hz]</th> <th>Freq [Hz]</th> <th>PwrAbs [dBm]</th> <th>ΔLimit [dB]</th> </tr> </thead> <tbody> <tr> <td>30,000 M</td> <td>820,000 M</td> <td>1,000 M</td> <td>816,407500 M</td> <td>-36.45</td> <td>-23.43</td> </tr> <tr> <td>850,000 M</td> <td>1,000 G</td> <td>1,000 G</td> <td>998,298200 M</td> <td>-42.44</td> <td>-29.44</td> </tr> <tr> <td>1,000 G</td> <td>3,000 G</td> <td>1,000 M</td> <td>2,998000 G</td> <td>-42.34</td> <td>-28.34</td> </tr> <tr> <td>3,000 G</td> <td>7,000 G</td> <td>1,000 M</td> <td>4,077000 G</td> <td>-39.35</td> <td>-26.35</td> </tr> <tr> <td>7,000 G</td> <td>9,000 G</td> <td>1,000 M</td> <td>7,539000 G</td> <td>-36.72</td> <td>-23.72</td> </tr> </tbody> </table> <p>Date: 12.SEP.2017 22:57:46</p>	Start [Hz]	Stop [Hz]	RBW [Hz]	Freq [Hz]	PwrAbs [dBm]	ΔLimit [dB]	30,000 M	820,000 M	1,000 M	816,407500 M	-36.45	-23.43	850,000 M	1,000 G	1,000 G	998,298200 M	-42.44	-29.44	1,000 G	3,000 G	1,000 M	2,998000 G	-42.34	-28.34	3,000 G	7,000 G	1,000 M	4,077000 G	-39.35	-26.35	7,000 G	9,000 G	1,000 M	7,539000 G	-36.72	-23.72	 <table border="1" data-bbox="877 571 1276 660"> <thead> <tr> <th>Start [Hz]</th> <th>Stop [Hz]</th> <th>RBW [Hz]</th> <th>Freq [Hz]</th> <th>PwrAbs [dBm]</th> <th>ΔLimit [dB]</th> </tr> </thead> <tbody> <tr> <td>30,000 M</td> <td>1,000 G</td> <td>1,000 M</td> <td>854,013000 M</td> <td>-41.65</td> <td>-28.65</td> </tr> <tr> <td>1,000 G</td> <td>1,845 G</td> <td>1,000 M</td> <td>1,841620 G</td> <td>-36.30</td> <td>-23.30</td> </tr> <tr> <td>1,915 G</td> <td>3,000 G</td> <td>1,000 M</td> <td>2,997811 G</td> <td>-40.34</td> <td>-27.34</td> </tr> <tr> <td>3,000 G</td> <td>7,000 G</td> <td>1,000 M</td> <td>5,164000 G</td> <td>-38.08</td> <td>-25.08</td> </tr> <tr> <td>7,000 G</td> <td>13,600 G</td> <td>1,000 M</td> <td>10,245500 G</td> <td>-35.05</td> <td>-22.05</td> </tr> <tr> <td>13,600 G</td> <td>19,100 G</td> <td>1,000 M</td> <td>15,333187 G</td> <td>-26.31</td> <td>-13.31</td> </tr> </tbody> </table> <p>Date: 12.SEP.2017 23:11:57</p>	Start [Hz]	Stop [Hz]	RBW [Hz]	Freq [Hz]	PwrAbs [dBm]	ΔLimit [dB]	30,000 M	1,000 G	1,000 M	854,013000 M	-41.65	-28.65	1,000 G	1,845 G	1,000 M	1,841620 G	-36.30	-23.30	1,915 G	3,000 G	1,000 M	2,997811 G	-40.34	-27.34	3,000 G	7,000 G	1,000 M	5,164000 G	-38.08	-25.08	7,000 G	13,600 G	1,000 M	10,245500 G	-35.05	-22.05	13,600 G	19,100 G	1,000 M	15,333187 G	-26.31	-13.31
Start [Hz]	Stop [Hz]	RBW [Hz]	Freq [Hz]	PwrAbs [dBm]	ΔLimit [dB]																																																																										
30,000 M	820,000 M	1,000 M	816,407500 M	-36.45	-23.43																																																																										
850,000 M	1,000 G	1,000 G	998,298200 M	-42.44	-29.44																																																																										
1,000 G	3,000 G	1,000 M	2,998000 G	-42.34	-28.34																																																																										
3,000 G	7,000 G	1,000 M	4,077000 G	-39.35	-26.35																																																																										
7,000 G	9,000 G	1,000 M	7,539000 G	-36.72	-23.72																																																																										
Start [Hz]	Stop [Hz]	RBW [Hz]	Freq [Hz]	PwrAbs [dBm]	ΔLimit [dB]																																																																										
30,000 M	1,000 G	1,000 M	854,013000 M	-41.65	-28.65																																																																										
1,000 G	1,845 G	1,000 M	1,841620 G	-36.30	-23.30																																																																										
1,915 G	3,000 G	1,000 M	2,997811 G	-40.34	-27.34																																																																										
3,000 G	7,000 G	1,000 M	5,164000 G	-38.08	-25.08																																																																										
7,000 G	13,600 G	1,000 M	10,245500 G	-35.05	-22.05																																																																										
13,600 G	19,100 G	1,000 M	15,333187 G	-26.31	-13.31																																																																										
Middle Channel	Middle Channel																																																																														
 <table border="1" data-bbox="239 1086 638 1176"> <thead> <tr> <th>Start [Hz]</th> <th>Stop [Hz]</th> <th>RBW [Hz]</th> <th>Freq [Hz]</th> <th>PwrAbs [dBm]</th> <th>ΔLimit [dB]</th> </tr> </thead> <tbody> <tr> <td>30,000 M</td> <td>820,000 M</td> <td>1,000 M</td> <td>115,122500 M</td> <td>-44.65</td> <td>-31.65</td> </tr> <tr> <td>850,000 M</td> <td>1,000 G</td> <td>1,000 M</td> <td>826,051200 M</td> <td>-42.66</td> <td>-29.66</td> </tr> <tr> <td>1,000 G</td> <td>3,000 G</td> <td>1,000 M</td> <td>2,995500 G</td> <td>-41.86</td> <td>-28.86</td> </tr> <tr> <td>3,000 G</td> <td>7,000 G</td> <td>1,000 M</td> <td>5,181000 G</td> <td>-39.17</td> <td>-26.17</td> </tr> <tr> <td>7,000 G</td> <td>9,000 G</td> <td>1,000 M</td> <td>7,563000 G</td> <td>-36.68</td> <td>-23.68</td> </tr> </tbody> </table> <p>Date: 12.SEP.2017 22:58:32</p>	Start [Hz]	Stop [Hz]	RBW [Hz]	Freq [Hz]	PwrAbs [dBm]	ΔLimit [dB]	30,000 M	820,000 M	1,000 M	115,122500 M	-44.65	-31.65	850,000 M	1,000 G	1,000 M	826,051200 M	-42.66	-29.66	1,000 G	3,000 G	1,000 M	2,995500 G	-41.86	-28.86	3,000 G	7,000 G	1,000 M	5,181000 G	-39.17	-26.17	7,000 G	9,000 G	1,000 M	7,563000 G	-36.68	-23.68	 <table border="1" data-bbox="877 1086 1276 1176"> <thead> <tr> <th>Start [Hz]</th> <th>Stop [Hz]</th> <th>RBW [Hz]</th> <th>Freq [Hz]</th> <th>PwrAbs [dBm]</th> <th>ΔLimit [dB]</th> </tr> </thead> <tbody> <tr> <td>30,000 M</td> <td>1,000 G</td> <td>1,000 M</td> <td>837,525000 M</td> <td>-42.63</td> <td>-29.63</td> </tr> <tr> <td>1,000 G</td> <td>3,845 G</td> <td>1,000 M</td> <td>3,020300 G</td> <td>-41.83</td> <td>-28.83</td> </tr> <tr> <td>1,915 G</td> <td>3,000 G</td> <td>1,000 M</td> <td>2,879585 G</td> <td>-40.38</td> <td>-27.38</td> </tr> <tr> <td>3,000 G</td> <td>7,000 G</td> <td>1,000 M</td> <td>3,759000 G</td> <td>-36.80</td> <td>-23.80</td> </tr> <tr> <td>7,000 G</td> <td>13,600 G</td> <td>1,000 M</td> <td>10,236470 G</td> <td>-35.37</td> <td>-22.37</td> </tr> <tr> <td>13,600 G</td> <td>19,100 G</td> <td>1,000 M</td> <td>15,301582 G</td> <td>-26.44</td> <td>-13.44</td> </tr> </tbody> </table> <p>Date: 12.SEP.2017 23:12:43</p>	Start [Hz]	Stop [Hz]	RBW [Hz]	Freq [Hz]	PwrAbs [dBm]	ΔLimit [dB]	30,000 M	1,000 G	1,000 M	837,525000 M	-42.63	-29.63	1,000 G	3,845 G	1,000 M	3,020300 G	-41.83	-28.83	1,915 G	3,000 G	1,000 M	2,879585 G	-40.38	-27.38	3,000 G	7,000 G	1,000 M	3,759000 G	-36.80	-23.80	7,000 G	13,600 G	1,000 M	10,236470 G	-35.37	-22.37	13,600 G	19,100 G	1,000 M	15,301582 G	-26.44	-13.44
Start [Hz]	Stop [Hz]	RBW [Hz]	Freq [Hz]	PwrAbs [dBm]	ΔLimit [dB]																																																																										
30,000 M	820,000 M	1,000 M	115,122500 M	-44.65	-31.65																																																																										
850,000 M	1,000 G	1,000 M	826,051200 M	-42.66	-29.66																																																																										
1,000 G	3,000 G	1,000 M	2,995500 G	-41.86	-28.86																																																																										
3,000 G	7,000 G	1,000 M	5,181000 G	-39.17	-26.17																																																																										
7,000 G	9,000 G	1,000 M	7,563000 G	-36.68	-23.68																																																																										
Start [Hz]	Stop [Hz]	RBW [Hz]	Freq [Hz]	PwrAbs [dBm]	ΔLimit [dB]																																																																										
30,000 M	1,000 G	1,000 M	837,525000 M	-42.63	-29.63																																																																										
1,000 G	3,845 G	1,000 M	3,020300 G	-41.83	-28.83																																																																										
1,915 G	3,000 G	1,000 M	2,879585 G	-40.38	-27.38																																																																										
3,000 G	7,000 G	1,000 M	3,759000 G	-36.80	-23.80																																																																										
7,000 G	13,600 G	1,000 M	10,236470 G	-35.37	-22.37																																																																										
13,600 G	19,100 G	1,000 M	15,301582 G	-26.44	-13.44																																																																										
Highest Channel	Highest Channel																																																																														
 <table border="1" data-bbox="239 1601 638 1691"> <thead> <tr> <th>Start [Hz]</th> <th>Stop [Hz]</th> <th>RBW [Hz]</th> <th>Freq [Hz]</th> <th>PwrAbs [dBm]</th> <th>ΔLimit [dB]</th> </tr> </thead> <tbody> <tr> <td>30,000 M</td> <td>820,000 M</td> <td>1,000 M</td> <td>621,313000 M</td> <td>-44.57</td> <td>-31.57</td> </tr> <tr> <td>850,000 M</td> <td>1,000 G</td> <td>1,000 M</td> <td>850,108700 M</td> <td>-34.18</td> <td>-21.18</td> </tr> <tr> <td>1,000 G</td> <td>3,000 G</td> <td>1,000 M</td> <td>2,982000 G</td> <td>-42.70</td> <td>-28.70</td> </tr> <tr> <td>3,000 G</td> <td>7,000 G</td> <td>1,000 M</td> <td>3,016000 G</td> <td>-38.79</td> <td>-25.79</td> </tr> <tr> <td>7,000 G</td> <td>9,000 G</td> <td>1,000 M</td> <td>7,556500 G</td> <td>-36.41</td> <td>-23.41</td> </tr> </tbody> </table> <p>Date: 12.SEP.2017 22:59:17</p>	Start [Hz]	Stop [Hz]	RBW [Hz]	Freq [Hz]	PwrAbs [dBm]	ΔLimit [dB]	30,000 M	820,000 M	1,000 M	621,313000 M	-44.57	-31.57	850,000 M	1,000 G	1,000 M	850,108700 M	-34.18	-21.18	1,000 G	3,000 G	1,000 M	2,982000 G	-42.70	-28.70	3,000 G	7,000 G	1,000 M	3,016000 G	-38.79	-25.79	7,000 G	9,000 G	1,000 M	7,556500 G	-36.41	-23.41	 <table border="1" data-bbox="877 1601 1276 1691"> <thead> <tr> <th>Start [Hz]</th> <th>Stop [Hz]</th> <th>RBW [Hz]</th> <th>Freq [Hz]</th> <th>PwrAbs [dBm]</th> <th>ΔLimit [dB]</th> </tr> </thead> <tbody> <tr> <td>30,000 M</td> <td>1,000 G</td> <td>1,000 M</td> <td>170,407500 M</td> <td>-41.52</td> <td>-28.52</td> </tr> <tr> <td>1,000 G</td> <td>1,845 G</td> <td>1,000 M</td> <td>1,587275 G</td> <td>-41.79</td> <td>-28.79</td> </tr> <tr> <td>1,915 G</td> <td>3,000 G</td> <td>1,000 M</td> <td>1,933271 G</td> <td>-37.96</td> <td>-24.96</td> </tr> <tr> <td>3,000 G</td> <td>7,000 G</td> <td>1,000 M</td> <td>3,817000 G</td> <td>-35.03</td> <td>-22.03</td> </tr> <tr> <td>7,000 G</td> <td>13,600 G</td> <td>1,000 M</td> <td>10,227400 G</td> <td>-35.39</td> <td>-22.39</td> </tr> <tr> <td>13,600 G</td> <td>19,100 G</td> <td>1,000 M</td> <td>15,349688 G</td> <td>-26.61</td> <td>-13.61</td> </tr> </tbody> </table> <p>Date: 12.SEP.2017 23:13:28</p>	Start [Hz]	Stop [Hz]	RBW [Hz]	Freq [Hz]	PwrAbs [dBm]	ΔLimit [dB]	30,000 M	1,000 G	1,000 M	170,407500 M	-41.52	-28.52	1,000 G	1,845 G	1,000 M	1,587275 G	-41.79	-28.79	1,915 G	3,000 G	1,000 M	1,933271 G	-37.96	-24.96	3,000 G	7,000 G	1,000 M	3,817000 G	-35.03	-22.03	7,000 G	13,600 G	1,000 M	10,227400 G	-35.39	-22.39	13,600 G	19,100 G	1,000 M	15,349688 G	-26.61	-13.61
Start [Hz]	Stop [Hz]	RBW [Hz]	Freq [Hz]	PwrAbs [dBm]	ΔLimit [dB]																																																																										
30,000 M	820,000 M	1,000 M	621,313000 M	-44.57	-31.57																																																																										
850,000 M	1,000 G	1,000 M	850,108700 M	-34.18	-21.18																																																																										
1,000 G	3,000 G	1,000 M	2,982000 G	-42.70	-28.70																																																																										
3,000 G	7,000 G	1,000 M	3,016000 G	-38.79	-25.79																																																																										
7,000 G	9,000 G	1,000 M	7,556500 G	-36.41	-23.41																																																																										
Start [Hz]	Stop [Hz]	RBW [Hz]	Freq [Hz]	PwrAbs [dBm]	ΔLimit [dB]																																																																										
30,000 M	1,000 G	1,000 M	170,407500 M	-41.52	-28.52																																																																										
1,000 G	1,845 G	1,000 M	1,587275 G	-41.79	-28.79																																																																										
1,915 G	3,000 G	1,000 M	1,933271 G	-37.96	-24.96																																																																										
3,000 G	7,000 G	1,000 M	3,817000 G	-35.03	-22.03																																																																										
7,000 G	13,600 G	1,000 M	10,227400 G	-35.39	-22.39																																																																										
13,600 G	19,100 G	1,000 M	15,349688 G	-26.61	-13.61																																																																										



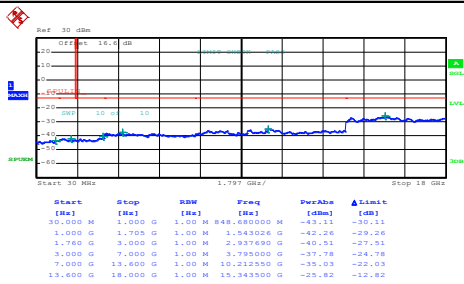
WCDMA Band IV (RMC 12.2Kbps)

Lowest Channel



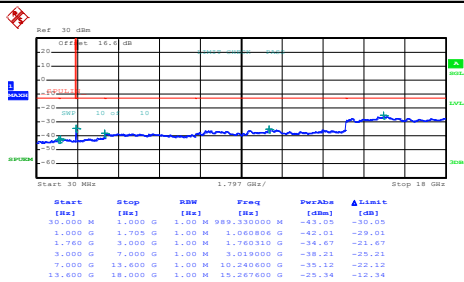
Date: 12.SEP.2017 23:25:04

Middle Channel



Date: 12.SEP.2017 23:25:50

Highest Channel



Date: 12.SEP.2017 23:26:36



Frequency Stability

Test Conditions	Middle Channel	WCDMA Band V (RMC 12.2Kbps)	Limit 2.5ppm
Temperature (°C)	Voltage (Volt)	Deviation (ppm)	Result
50	Normal Voltage	0.0000	PASS
40	Normal Voltage	0.0143	
30	Normal Voltage	0.0167	
20(Ref.)	Normal Voltage	0.0000	
10	Normal Voltage	0.0167	
0	Normal Voltage	0.0155	
-10	Normal Voltage	0.0167	
-20	Normal Voltage	0.0167	
-30	Normal Voltage	0.0155	
20	Maximum Voltage	0.0012	
20	Normal Voltage	0.0000	
20	Battery End Point	0.0012	

Test Conditions	Middle Channel	WCDMA Band II (RMC 12.2Kbps)	Limit Note 2.
Temperature (°C)	Voltage (Volt)	Deviation (ppm)	Result
50	Normal Voltage	0.0080	PASS
40	Normal Voltage	0.0005	
30	Normal Voltage	0.0005	
20(Ref.)	Normal Voltage	0.0000	
10	Normal Voltage	0.0021	
0	Normal Voltage	0.0016	
-10	Normal Voltage	0.0005	
-20	Normal Voltage	0.0000	
-30	Normal Voltage	0.0016	
20	Maximum Voltage	0.0005	
20	Normal Voltage	0.0000	
20	Battery End Point	0.0005	



Test Conditions	Middle Channel	WCDMA Band IV (RMC 12.2Kbps)	Limit Note 2.
Temperature (°C)	Voltage (Volt)	Deviation (ppm)	Result
50	Normal Voltage	0.0017	PASS
40	Normal Voltage	0.0012	
30	Normal Voltage	0.0029	
20(Ref.)	Normal Voltage	0.0000	
10	Normal Voltage	0.0092	
0	Normal Voltage	0.0081	
-10	Normal Voltage	0.0040	
-20	Normal Voltage	0.0035	
-30	Normal Voltage	0.0040	
20	Maximum Voltage	0.0012	
20	Normal Voltage	0.0000	
20	Battery End Point	0.0000	

Note:

1. Normal Voltage = 4 V. ; Battery End Point (BEP) = 3.6 V. ; Maximum Voltage =4.4 V
2. The frequency fundamental emissions stay within the authorized frequency block based on the frequency deviation measured is small.



Appendix B. Test Results of ERP/EIRP and Radiated Test

ERP/EIRP

Channel	Mode	Conducted		ERP	
		Power (dBm)	Power (Watts)	ERP(dBm)	ERP(W)
Lowest	GSM850	32.71	1.8664	29.72	0.9376
Middle	GSM	32.82	1.9143	29.83	0.9616
Highest	GT - LC = -0.84 dB	32.92	1.9588	29.93	0.9840
Lowest	GSM850	26.94	0.4943	23.95	0.2483
Middle	EDGE class 8	26.95	0.4955	23.96	0.2489
Highest	GT - LC = -0.84 dB	26.99	0.5000	24.00	0.2512
Lowest	WCDMA Band V	23.75	0.2371	20.76	0.1191
Middle	RMC 12.2Kbps	23.64	0.2312	20.65	0.1161
Highest	GT - LC = -0.84 dB	23.80	0.2399	20.81	0.1205
Limit	ERP < 7W	Result		PASS	

Channel	Mode	Conducted		EIRP	
		Power (dBm)	Power (Watts)	EIRP(dBm)	EIRP(W)
Lowest	GSM1900	29.63	0.9183	30.80	1.2023
Middle	GSM	29.75	0.9441	30.92	1.2359
Highest	(GT - LC = 1.17 dB)	29.95	0.9886	31.12	1.2942
Lowest	GSM1900	25.85	0.3846	27.02	0.5035
Middle	EDGE class 8	25.91	0.3899	27.08	0.5105
Highest	(GT - LC = 1.17 dB)	25.99	0.3972	27.16	0.5200
Lowest	WCDMA Band II	22.80	0.1905	23.97	0.2495
Middle	RMC 12.2Kbps	22.84	0.1923	24.01	0.2518
Highest	(GT - LC = 1.17 dB)	22.81	0.1910	23.98	0.2500
Limit	EIRP < 2W	Result		PASS	

Channel	Mode	Conducted		EIRP	
		Power (dBm)	Power (Watts)	EIRP(dBm)	EIRP(W)
Lowest	WCDMA Band IV	23.80	0.2399	24.07	0.2553
Middle	RMC 12.2Kbps	23.58	0.2280	23.85	0.2427
Highest	(GT - LC = 0.27 dB)	23.53	0.2254	23.80	0.2399
Limit	EIRP < 1W	Result		PASS	



Radiated Spurious Emission

GSM850

GSM 850									
Channel	Frequency (MHz)	ERP (dBm)	Limit (dBm)	Over Limit (dB)	SPA Reading (dBm)	S.G. Power (dBm)	TX Cable loss (dB)	TX Antenna Gain (dBi)	Polarization (H/V)
Lowest	1648	-49.41	-13	-36.41	-59.32	-56.36	0.53	9.63	H
	2472	-45.92	-13	-32.92	-59.36	-53.9	0.65	10.78	H
	3296	-57.13	-13	-44.13	-73.27	-66.21	0.76	11.99	H
	1648	-51.76	-13	-38.76	-61.38	-58.71	0.53	9.63	V
	2472	-37.06	-13	-24.06	-50.99	-45.04	0.65	10.78	V
	3296	-58.68	-13	-45.68	-74.79	-67.76	0.76	11.99	V
Middle	1672	-46.64	-13	-33.64	-56.73	-53.64	0.53	9.68	H
	2512	-40.08	-13	-27.08	-53.5	-48.08	0.66	10.81	H
	3344	-58.42	-13	-45.42	-74.62	-67.64	0.76	12.13	H
	1672	-49.36	-13	-36.36	-59.05	-56.36	0.53	9.68	V
	2512	-41.07	-13	-28.07	-54.9	-49.07	0.66	10.81	V
	3344	-58.68	-13	-45.68	-74.69	-67.9	0.76	12.13	V
Highest	1696	-39.23	-13	-26.23	-49.61	-46.28	0.53	9.73	H
	2544	-41.91	-13	-28.91	-55.39	-49.92	0.67	10.83	H
	4248	-51.27	-13	-38.27	-68.88	-60.58	0.84	12.30	H
	1696	-41.97	-13	-28.97	-51.7	-49.02	0.53	9.73	V
	2544	-35.52	-13	-22.52	-49.37	-43.53	0.67	10.83	V
	4248	-49.02	-13	-36.02	-67.9	-58.33	0.84	12.30	V

Remark: Spurious emissions within 30-1000MHz were found more than 20dB below limit line.



EDGE 850

EDGE 850									
Channel	Frequency (MHz)	ERP (dBm)	Limit (dBm)	Over Limit (dB)	SPA Reading (dBm)	S.G. Power (dBm)	TX Cable loss (dB)	TX Antenna Gain (dBi)	Polarization (H/V)
Lowest	1648	-57.02	-13	-44.02	-66.93	-63.97	0.53	9.63	H
	2472	-52.87	-13	-39.87	-66.31	-60.85	0.65	10.78	H
	3296	-58.39	-13	-45.39	-74.53	-67.47	0.76	11.99	H
	1648	-58.35	-13	-45.35	-67.97	-65.3	0.53	9.63	V
	2472	-45.72	-13	-32.72	-59.65	-53.7	0.65	10.78	V
	3296	-58.62	-13	-45.62	-74.73	-67.7	0.76	11.99	V
Middle	1672	-51.95	-13	-38.95	-62.04	-58.95	0.53	9.68	H
	2512	-52.78	-13	-39.78	-66.2	-60.78	0.66	10.81	H
	3344	-58.56	-13	-45.56	-74.76	-67.78	0.76	12.13	H
	1672	-54.46	-13	-41.46	-64.15	-61.46	0.53	9.68	V
	2512	-44.59	-13	-31.59	-58.42	-52.59	0.66	10.81	V
	3344	-58.85	-13	-45.85	-74.86	-68.07	0.76	12.13	V
Highest	1696	-51.21	-13	-38.21	-61.59	-58.26	0.53	9.73	H
	2544	-50.09	-13	-37.09	-63.57	-58.1	0.67	10.83	H
	3392	-58.57	-13	-45.57	-74.88	-67.93	0.77	12.28	H
	1696	-48.84	-13	-35.84	-58.6	-55.89	0.53	9.73	V
	2544	-42.58	-13	-29.58	-56.43	-50.59	0.67	10.83	V
	3392	-58.84	-13	-45.84	-74.74	-68.2	0.77	12.28	V

Remark: Spurious emissions within 30-1000MHz were found more than 20dB below limit line.



WCDMA 850

WCDMA 850									
Channel	Frequency (MHz)	ERP (dBm)	Limit (dBm)	Over Limit (dB)	SPA Reading (dBm)	S.G. Power (dBm)	TX Cable loss (dB)	TX Antenna Gain (dBi)	Polarization (H/V)
Lowest	1649	-63.18	-13	-50.18	-73.09	-70.13	0.53	9.63	H
	2474	-60.46	-13	-47.46	-73.9	-68.44	0.65	10.78	H
	3298	-58.57	-13	-45.57	-74.71	-67.66	0.76	11.99	H
	1649	-63.62	-13	-50.62	-73.24	-70.57	0.53	9.63	V
	2474	-59.97	-13	-46.97	-73.9	-67.95	0.65	10.78	V
	3298	-58.54	-13	-45.54	-74.65	-67.63	0.76	11.99	V
Middle	1672	-63.45	-13	-50.45	-73.54	-70.45	0.53	9.68	H
	2512	-60.48	-13	-47.48	73.9	-68.48	0.66	10.81	H
	3344	-58.42	-13	-45.42	-74.62	-67.64	0.76	12.13	H
	1672	-63.54	-13	-50.54	-73.23	-70.54	0.53	9.68	V
	2512	-59.78	-13	-46.78	-73.61	-67.78	0.66	10.81	V
	3344	-59.00	-13	-46.00	-75.01	-68.22	0.76	12.13	V
Highest	1696	-62.56	-13	-49.56	-72.94	-69.61	0.53	9.73	H
	2544	-60.29	-13	-47.29	-73.77	-68.3	0.67	10.83	H
	3392	-58.71	-13	-45.71	-75.02	-68.07	0.77	12.28	H
	1696	-63.42	-13	-50.42	-73.18	-70.47	0.53	9.73	V
	2544	-60.17	-13	-47.17	-74.02	-68.18	0.67	10.83	V
	3392	-58.73	-13	-45.73	-74.63	-68.09	0.77	12.28	V

Remark: Spurious emissions within 30-1000MHz were found more than 20dB below limit line.



WCDMA 1700

WCDMA 1700									
Channel	Frequency (MHz)	EIRP (dBm)	Limit (dBm)	Over Limit (dB)	SPA Reading (dBm)	S.G. Power (dBm)	TX Cable loss (dB)	TX Antenna Gain (dBi)	Polarization (H/V)
Lowest	3426	-58.17	-13	-45.17	-75.33	-69.77	0.77	12.38	H
	5136	-55.92	-13	-42.92	-76.62	-67.42	0.97	12.47	H
	6852	-53.88	-13	-40.88	-77.61	-64.67	0.83	11.63	H
	3426	-57.89	-13	-44.89	-74.86	-69.49	0.77	12.38	V
	5136	-55.68	-13	-42.68	-76.55	-67.18	0.97	12.47	V
	6852	-53.15	-13	-40.15	-77.33	-63.94	0.83	11.63	V
Middle	3468	-58.15	-13	-45.15	-75.35	-69.88	0.78	12.50	H
	5196	-55.67	-13	-42.67	-76.46	-67.27	0.99	12.59	H
	6930	-52.44	-13	-39.44	-76.31	-62.89	1.01	11.45	H
	3468	-57.25	-13	-44.25	-74.84	-68.98	0.78	12.50	V
	5196	-55.39	-13	-42.39	-76.34	-66.99	0.99	12.59	V
	6930	-52.29	-13	-39.29	-76.54	-62.74	1.01	11.45	V
Highest	3504	-58.04	-13	-45.04	-75.29	-69.86	0.78	12.60	H
	5256	-56.09	-13	-43.09	-77.06	-67.79	1.01	12.71	H
	7008	-51.68	-13	-38.68	-75.71	-61.8	1.17	11.29	H
	3504	-56.40	-13	-43.40	-74.62	-68.22	0.78	12.60	V
	5256	-56.31	-13	-43.31	-77.42	-68.01	1.01	12.71	V
	7008	-51.63	-13	-38.63	-75.96	-61.75	1.17	11.29	V

Remark: Spurious emissions within 30-1000MHz were found more than 20dB below limit line.



GSM1900

GSM 1900									
Channel	Frequency (MHz)	EIRP (dBm)	Limit (dBm)	Over Limit (dB)	SPA Reading (dBm)	S.G. Power (dBm)	TX Cable loss (dB)	TX Antenna Gain (dBi)	Polarization (H/V)
Lowest	3702	-52.36	-13	-39.36	-69.35	-64.15	0.72	12.52	H
	5550	-48.98	-13	-35.98	-70.84	-61.15	1.00	13.17	H
	7404	-50.89	-13	-37.89	-76	-60.28	1.18	10.57	H
	3702	-56.36	-13	-43.36	-74.52	-68.15	0.72	12.52	V
	5550	-47.09	-13	-34.09	-69.04	-59.26	1.00	13.17	V
	7404	-51.18	-13	-38.18	-76.08	-60.57	1.18	10.57	V
Middle	3762	-49.31	-13	-36.31	-66.46	-61.12	0.69	12.50	H
	5640	-51.31	-13	-38.31	-73.03	-63.44	0.98	13.12	H
	7524	-50.57	-13	-37.57	-75.49	-59.86	1.18	10.47	H
	3762	-51.97	-13	-38.97	-70.33	-63.78	0.69	12.50	V
	5640	-47.37	-13	-34.37	-69.26	-59.5	0.98	13.12	V
	7524	-50.95	-13	-37.95	-75.92	-60.24	1.18	10.47	V
Highest	3820	-50.50	-13	-37.50	-67.77	-62.28	0.69	12.47	H
	5730	-51.78	-13	-38.78	-73.52	-63.85	0.99	13.06	H
	7640	-51.05	-13	-38.05	-76.23	-60.66	1.18	10.79	H
	3820	-54.04	-13	-41.04	-72.53	-65.82	0.69	12.47	V
	5730	-47.42	-13	-34.42	-69.37	-59.49	0.99	13.06	V
	7640	-51.12	-13	-38.12	-76.05	-60.73	1.18	10.79	V

Remark: Spurious emissions within 30-1000MHz were found more than 20dB below limit line.



EDGE1900

EDGE 1900									
Channel	Frequency (MHz)	EIRP (dBm)	Limit (dBm)	Over Limit (dB)	SPA Reading (dBm)	S.G. Power (dBm)	TX Cable loss (dB)	TX Antenna Gain (dBi)	Polarization (H/V)
Lowest	3702	-53.74	-13	-40.74	-70.73	-65.53	0.72	12.52	H
	5550	-53.16	-13	-40.16	-75.02	-65.33	1.00	13.17	H
	7404	-50.92	-13	-37.92	-76.03	-60.31	1.18	10.57	H
	3702	-57.01	-13	-44.01	-75.17	-68.8	0.72	12.52	V
	5550	-50.89	-13	-37.89	-72.84	-63.06	1.00	13.17	V
	7404	-51.29	-13	-38.29	-76.19	-60.68	1.18	10.57	V
Middle	3762	-52.39	-13	-39.39	-69.54	-64.2	0.69	12.50	H
	5640	-54.68	-13	-41.68	-76.4	-66.81	0.98	13.12	H
	7524	-51.30	-13	-38.30	-76.22	-60.59	1.18	10.47	H
	3762	-54.52	-13	-41.52	-72.88	-66.33	0.69	12.50	V
	5640	-51.25	-13	-38.25	-73.14	-63.38	0.98	13.12	V
	7524	-51.35	-13	-38.35	-76.32	-60.64	1.18	10.47	V
Highest	3820	-54.43	-13	-41.43	-71.7	-66.21	0.69	12.47	H
	5730	-54.60	-13	-41.60	-76.34	-66.67	0.99	13.06	H
	7640	-50.99	-13	-37.99	-76.17	-60.6	1.18	10.79	H
	3820	-53.87	-13	-40.87	-72.36	-65.65	0.69	12.47	V
	5730	-52.12	-13	-39.12	-74.07	-64.19	0.99	13.06	V
	7640	-51.00	-13	-38.00	-75.93	-60.61	1.18	10.79	V

Remark: Spurious emissions within 30-1000MHz were found more than 20dB below limit line.



WCDMA 1900

WCDMA 1900									
Channel	Frequency (MHz)	EIRP (dBm)	Limit (dBm)	Over Limit (dB)	SPA Reading (dBm)	S.G. Power (dBm)	TX Cable loss (dB)	TX Antenna Gain (dBi)	Polarization (H/V)
Lowest	3704	-48.33	-13	-35.33	-65.32	-60.12	0.72	12.52	H
	5556	-51.26	-13	-38.26	-73.07	-63.43	1.00	13.17	H
	7408	-50.76	-13	-37.76	-75.84	-60.14	1.18	10.57	H
	3704	-48.54	-13	-35.54	-66.7	-60.33	0.72	12.52	V
	5556	-48.80	-13	-35.80	-70.73	-60.97	1.00	13.17	V
	7408	-51.24	-13	-38.24	-76.17	-60.62	1.18	10.57	V
Middle	3756	-41.75	-13	-28.75	-58.86	-53.55	0.69	12.50	H
	5640	-49.22	-13	-36.22	-70.94	-61.35	0.98	13.12	H
	7518	-49.91	-13	-36.91	-74.82	-59.18	1.18	10.45	H
	3756	-41.02	-13	-28.02	-59.32	-52.82	0.69	12.50	V
	5640	-46.15	-13	-33.15	-68.04	-58.28	0.98	13.12	V
	7518	-49.80	-13	-36.80	-74.76	-59.07	1.18	10.45	V
Highest	3816	-38.43	-13	-25.43	-55.7	-50.22	0.69	12.47	H
	5718	-48.46	-13	-35.46	-70.21	-60.54	0.99	13.07	H
	7626	-49.83	-13	-36.83	-75.01	-59.4	1.18	10.75	H
	3816	-37.49	-13	-24.49	-55.98	-49.28	0.69	12.47	V
	5718	-42.92	-13	-29.92	-64.88	-55	0.99	13.07	V
	7626	-50.50	-13	-37.50	-75.43	-60.07	1.18	10.75	V

Remark: Spurious emissions within 30-1000MHz were found more than 20dB below limit line.