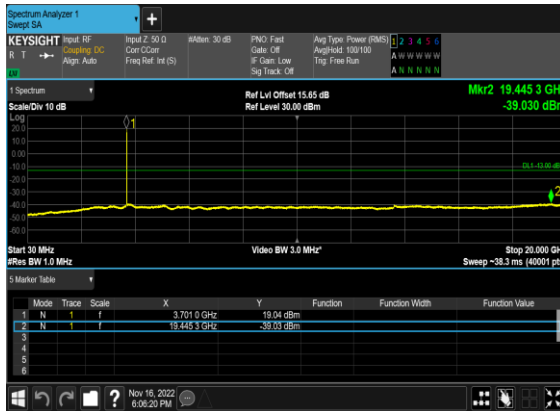
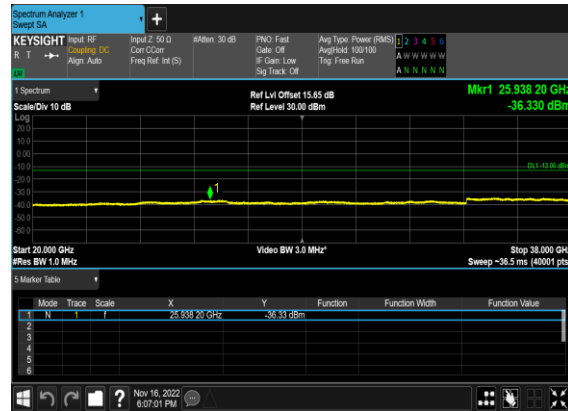


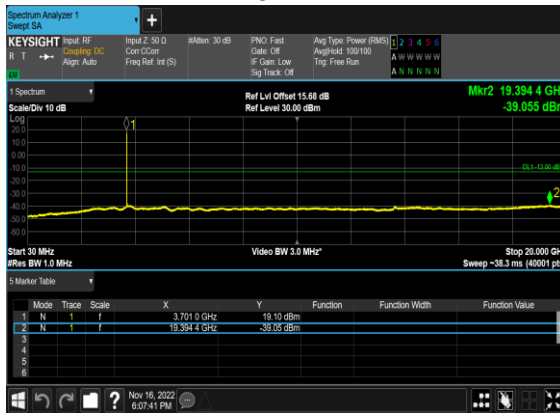
N78(10M)_DFT-s-OFDM_BPSK_Edge_1RB_Left_Low_CH



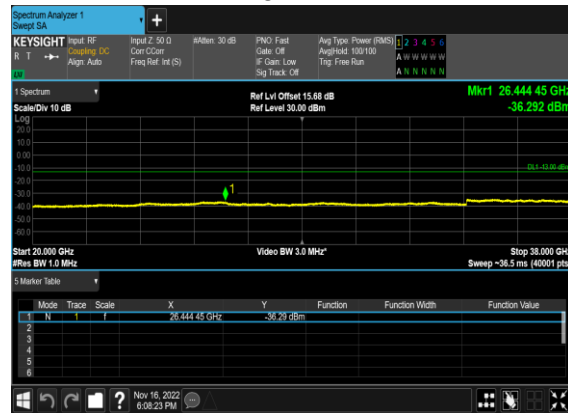
N78(10M)_DFT-s-OFDM_BPSK_Edge_1RB_Left_Low_CH



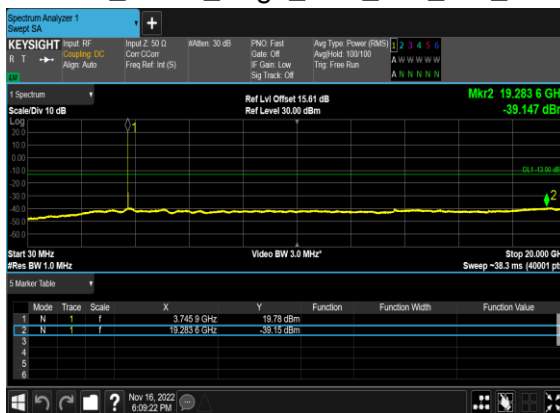
N78(10M)_DFT-s-OFDM_QPSK_Edge_1RB_Left_Low_CH



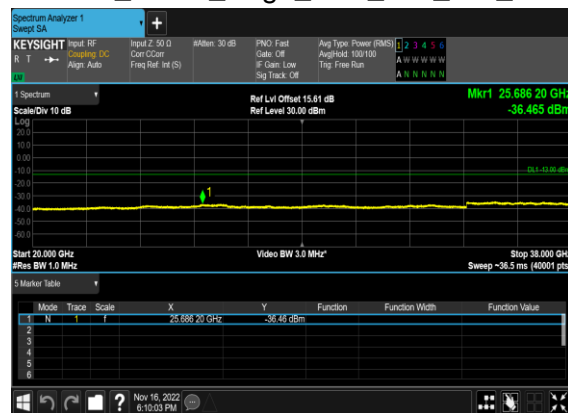
N78(10M)_DFT-s-OFDM_QPSK_Edge_1RB_Left_Low_CH



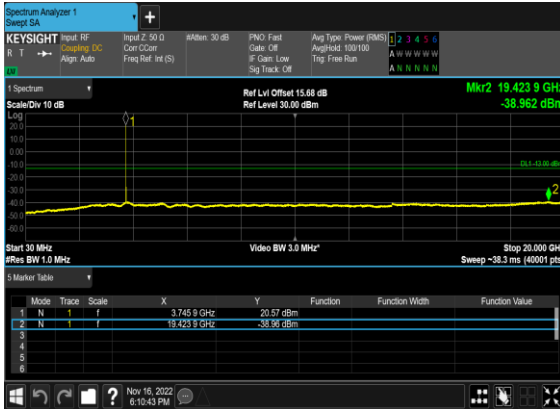
N78(10M)_DFT-s-OFDM_BPSK_Edge_1RB_Left_Mid_CH



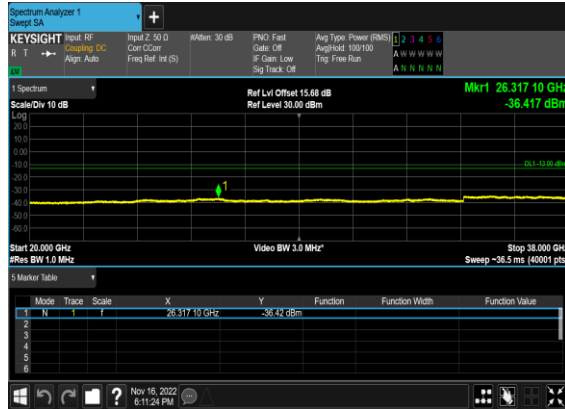
N78(10M)_DFT-s-OFDM_BPSK_Edge_1RB_Left_Mid_CH



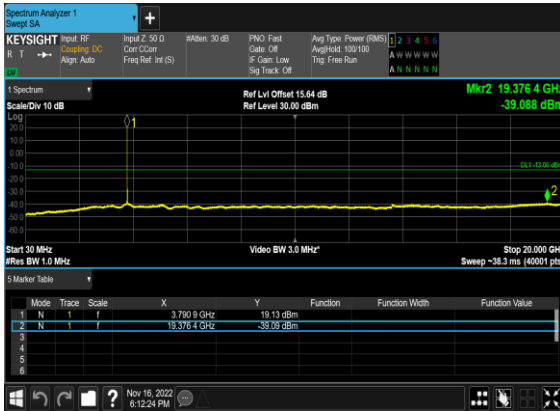
N78(10M)_DFT-s-OFDM_QPSK_Edge_1RB_Left_Mid_CH



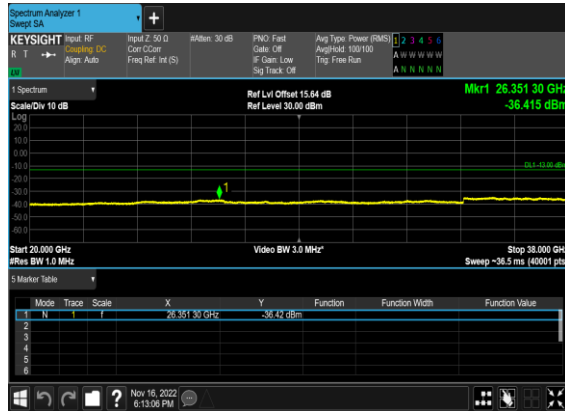
N78(10M)_DFT-s-OFDM_QPSK_Edge_1RB_Left_Mid_CH



N78(10M)_DFT-s-OFDM_BPSK_Edge_1RB_Left_High_CH



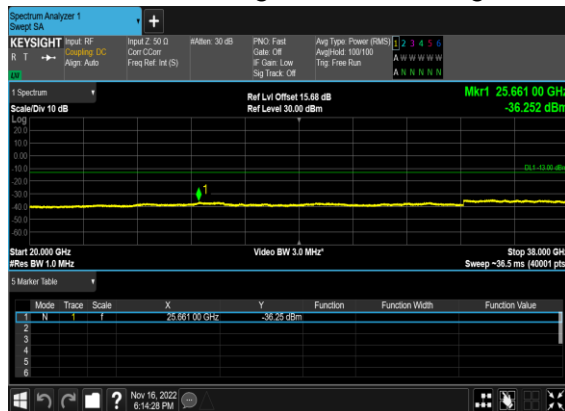
N78(10M)_DFT-s-OFDM_BPSK_Edge_1RB_Left_High_CH



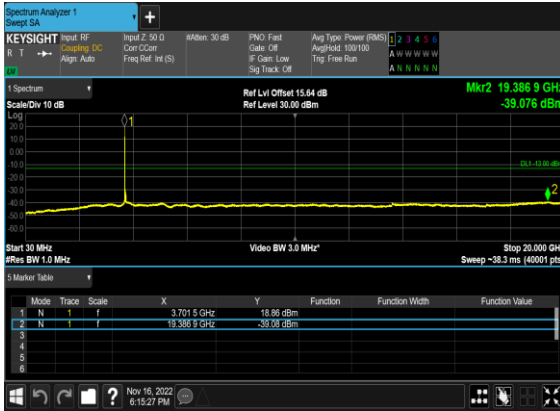
N78(10M)_DFT-s-OFDM_QPSK_Edge_1RB_Left_High_CH



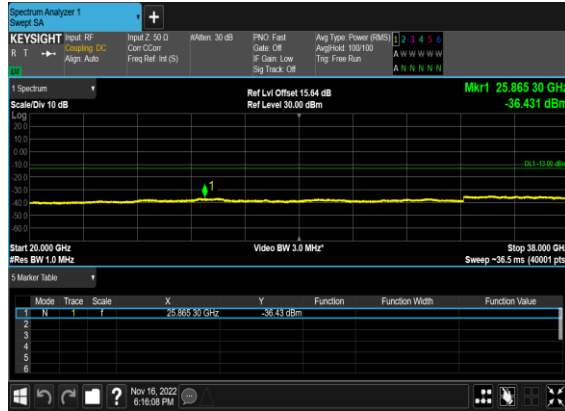
N78(10M)_DFT-s-OFDM_QPSK_Edge_1RB_Left_High_CH



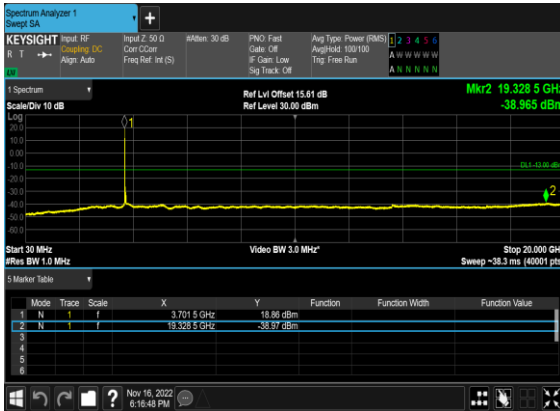
N78(50M)_DFT-s-OFDM_BPSK_Edge_1RB_Left_Low_CH



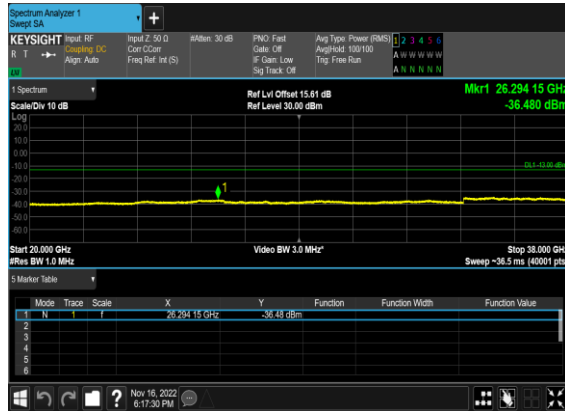
N78(50M)_DFT-s-OFDM_BPSK_Edge_1RB_Left_Low_CH



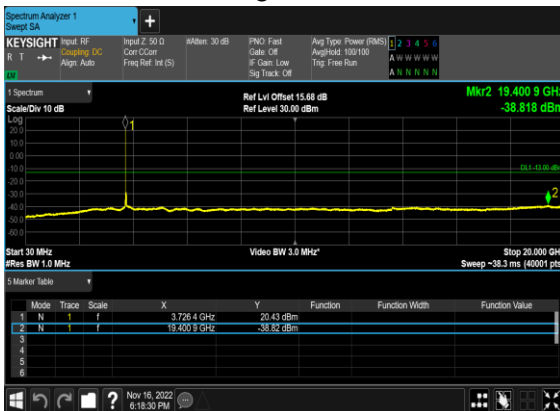
N78(50M)_DFT-s-OFDM_QPSK_Edge_1RB_Left_Low_CH



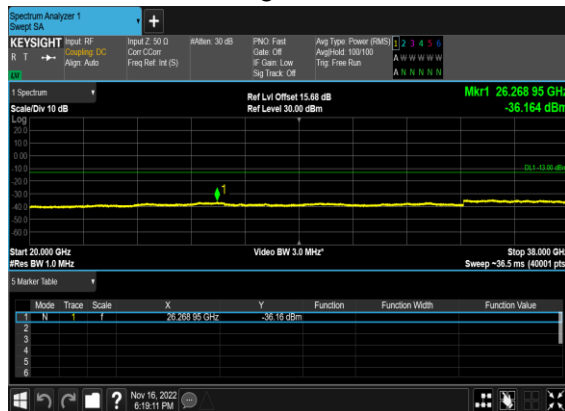
N78(50M)_DFT-s-OFDM_QPSK_Edge_1RB_Left_Low_CH



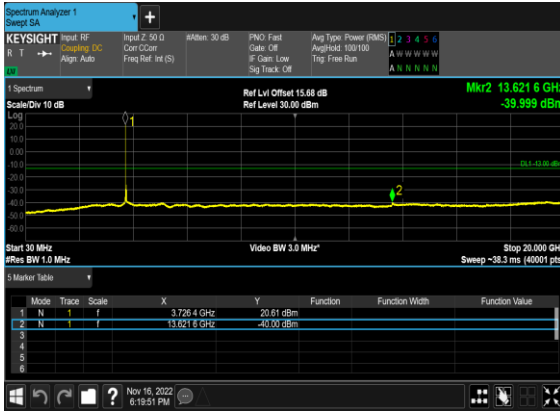
N78(50M)_DFT-s-OFDM_BPSK_Edge_1RB_Left_Mid_CH



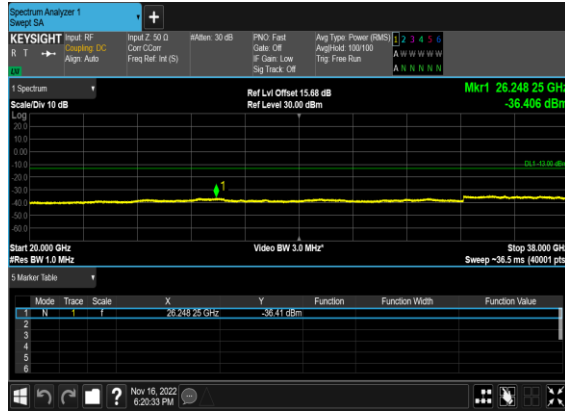
N78(50M)_DFT-s-OFDM_BPSK_Edge_1RB_Left_Mid_CH



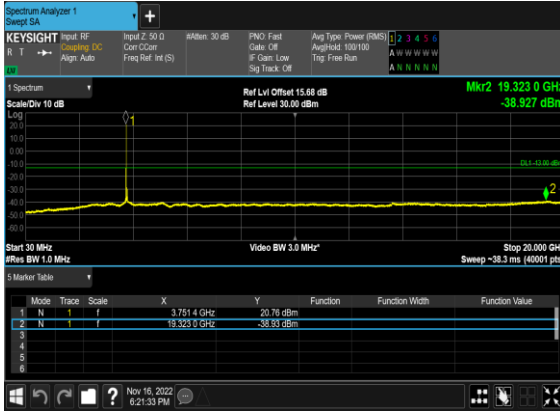
N78(50M)_DFT-s-OFDM_QPSK_Edge_1RB_Left_Mid_CH



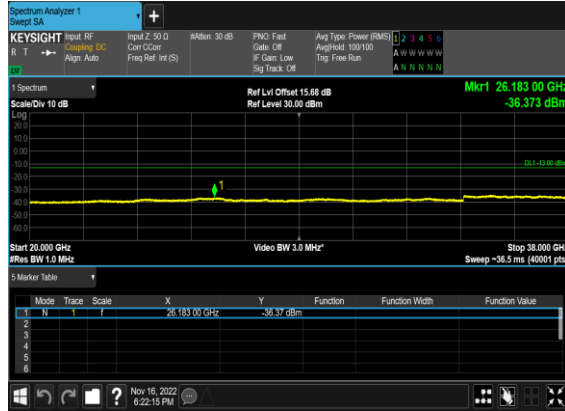
N78(50M)_DFT-s-OFDM_QPSK_Edge_1RB_Left_Mid_CH



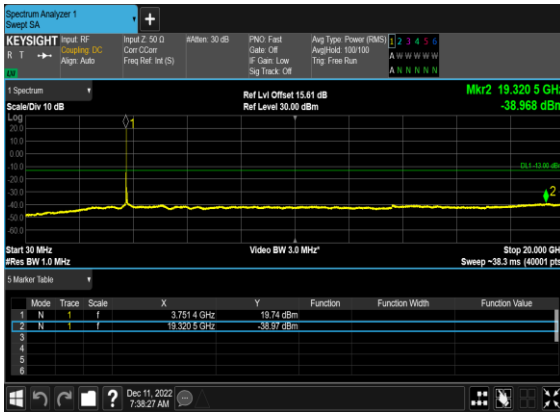
N78(50M)_DFT-s-OFDM_BPSK_Edge_1RB_Left_High_CH



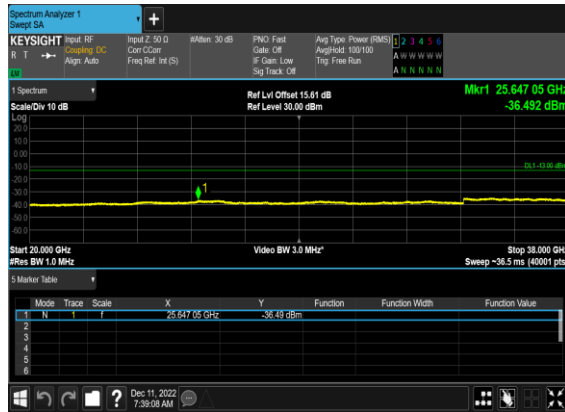
N78(50M)_DFT-s-OFDM_BPSK_Edge_1RB_Left_High_CH



N78(50M)_DFT-s-OFDM_QPSK_Edge_1RB_Left_High_CH



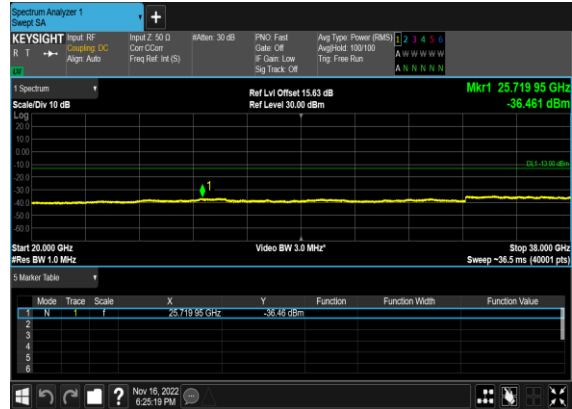
N78(50M)_DFT-s-OFDM_QPSK_Edge_1RB_Left_High_CH



N78(100M)_DFT-s-OFDM_BPSK_Edge_1RB_Left_Mid_CH



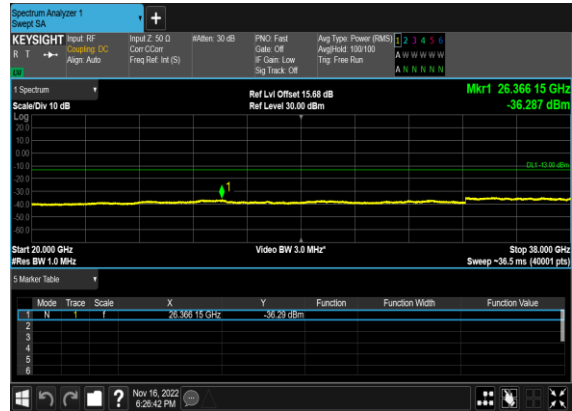
N78(100M)_DFT-s-OFDM_BPSK_Edge_1RB_Left_Mid_CH



N78(100M)_DFT-s-OFDM_QPSK_Edge_1RB_Left_Mid_CH



N78(100M)_DFT-s-OFDM_QPSK_Edge_1RB_Left_Mid_CH



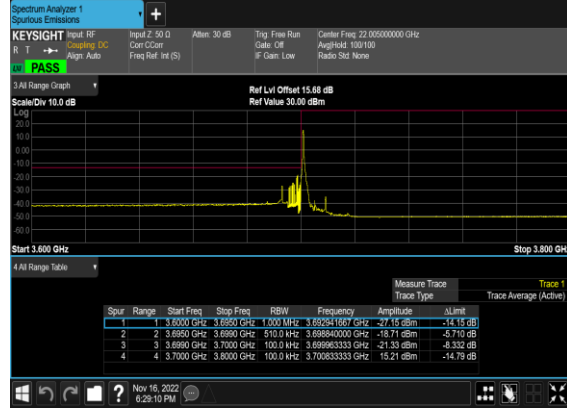
Conducted Band Edge

NR Band	SCS (kHz)	Bandwidth (MHz)	Arfcn	Freq (MHz)	Modulation	RB	Result	Verdict
78	30	10	647000	3705.0	DFT-s-OFDM BPSK	1@0	see graph	PASS
78	30	10	647000	3705.0	DFT-s-OFDM QPSK	1@0	see graph	PASS
78	30	10	647000	3705.0	DFT-s-OFDM BPSK	24@0	see graph	PASS
78	30	10	647000	3705.0	DFT-s-OFDM QPSK	24@0	see graph	PASS
78	30	10	653000	3795.0	DFT-s-OFDM BPSK	1@23	see graph	PASS
78	30	10	653000	3795.0	DFT-s-OFDM QPSK	1@23	see graph	PASS
78	30	10	653000	3795.0	DFT-s-OFDM BPSK	24@0	see graph	PASS
78	30	10	653000	3795.0	DFT-s-OFDM QPSK	24@0	see graph	PASS
78	30	50	648334	3725.01	DFT-s-OFDM BPSK	1@0	see graph	PASS
78	30	50	648334	3725.01	DFT-s-OFDM QPSK	1@0	see graph	PASS
78	30	50	648334	3725.01	DFT-s-OFDM BPSK	128@0	see graph	PASS
78	30	50	648334	3725.01	DFT-s-OFDM QPSK	128@0	see graph	PASS
78	30	50	651666	3774.99	DFT-s-OFDM BPSK	1@132	see graph	PASS
78	30	50	651666	3774.99	DFT-s-OFDM QPSK	1@132	see graph	PASS
78	30	50	651666	3774.99	DFT-s-OFDM BPSK	128@0	see graph	PASS
78	30	50	651666	3774.99	DFT-s-OFDM QPSK	128@0	see graph	PASS
78	30	100	650000	3750.0	DFT-s-OFDM BPSK	1@0	see graph	PASS
78	30	100	650000	3750.0	DFT-s-OFDM QPSK	1@0	see graph	PASS
78	30	100	650000	3750.0	DFT-s-OFDM BPSK	1@272	see graph	PASS
78	30	100	650000	3750.0	DFT-s-OFDM QPSK	1@272	see graph	PASS
78	30	100	650000	3750.0	DFT-s-OFDM BPSK	270@0	see graph	PASS
78	30	100	650000	3750.0	DFT-s-OFDM QPSK	270@0	see graph	PASS

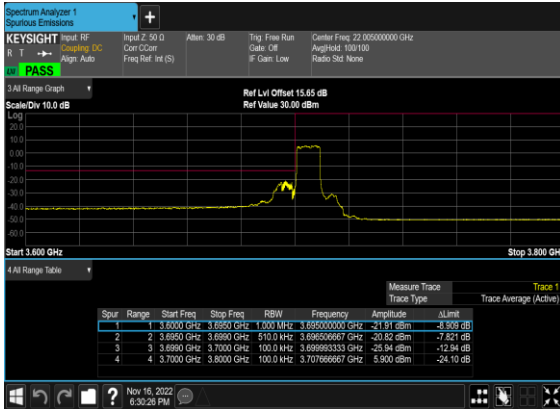
N78(10M)_DFT-s-
OFDM_BPSK_Edge_1RB_Left_Low_CH



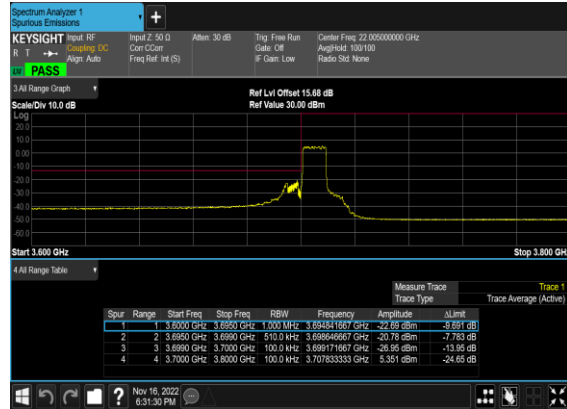
N78(10M)_DFT-s-
OFDM_QPSK_Edge_1RB_Left_Low_CH



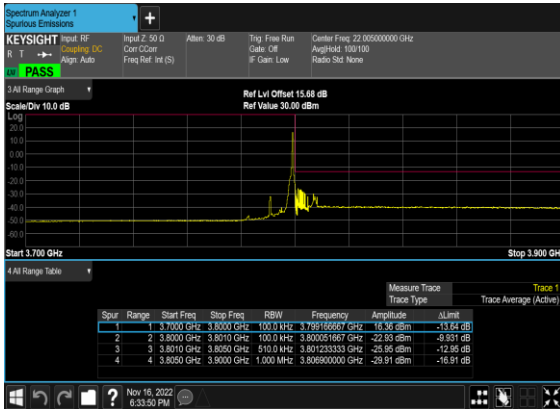
N78(10M)_DFT-s-
OFDM_BPSK_Outer_Full_Low_CH



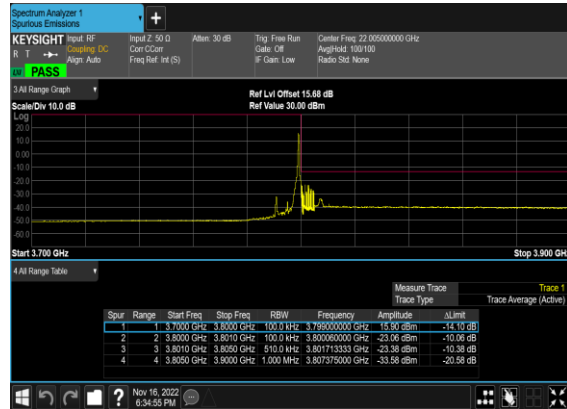
N78(10M)_DFT-s-
OFDM_QPSK_Outer_Full_Low_CH



N78(10M)_DFT-s-
OFDM_BPSK_Edge_1RB_Right_High_CH



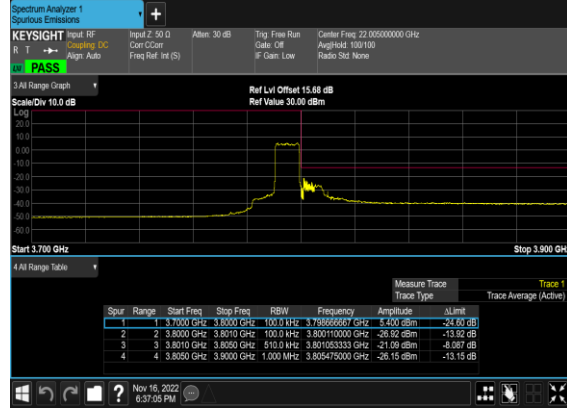
N78(10M)_DFT-s-
OFDM_QPSK_Edge_1RB_Right_High_CH



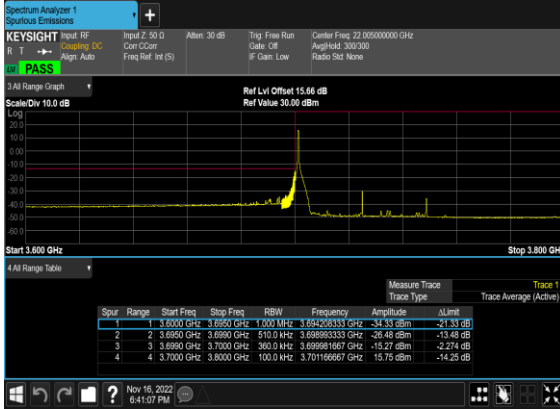
N78(10M)_DFT-s-OFDM_BPSK_Outer_Full_High_CH



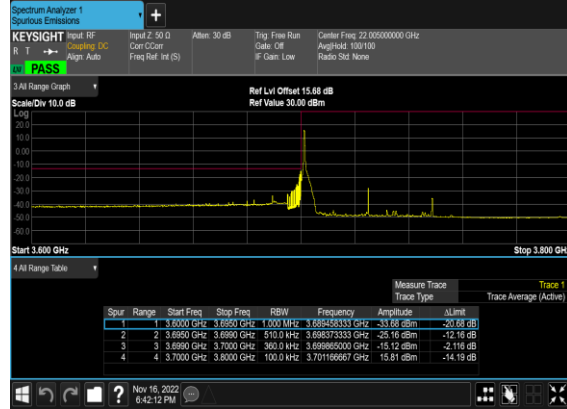
N78(10M)_DFT-s-OFDM_QPSK_Outer_Full_High_CH



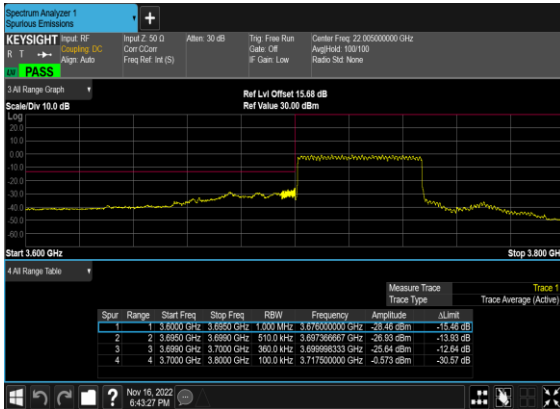
N78(50M)_DFT-s-OFDM_BPSK_Edge_1RB_Left_Low_CH



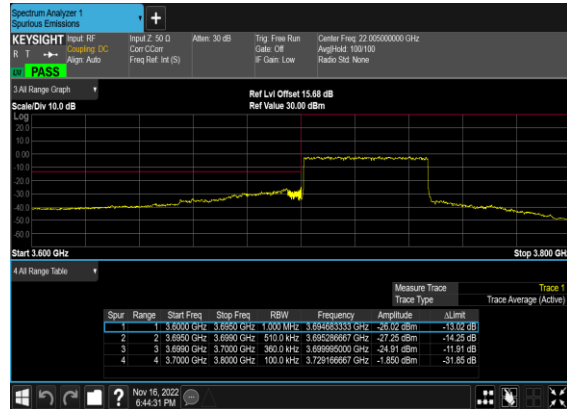
N78(50M)_DFT-s-OFDM_QPSK_Edge_1RB_Left_Low_CH



N78(50M)_DFT-s-OFDM_BPSK_Outer_Full_Low_CH



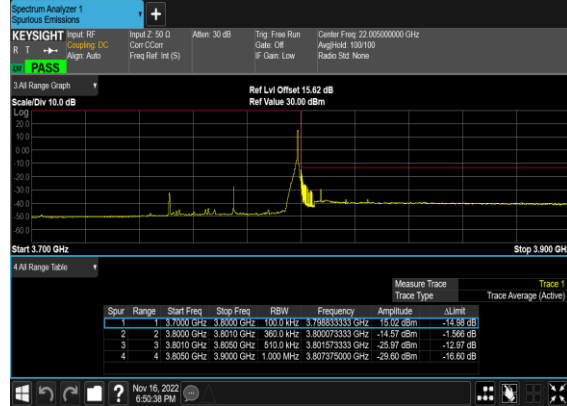
N78(50M)_DFT-s-OFDM_QPSK_Outer_Full_Low_CH



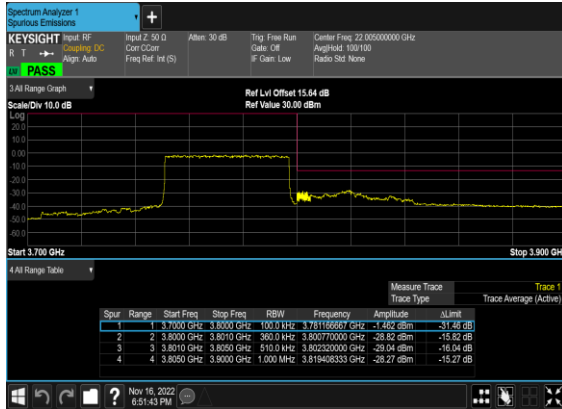
N78(50M)_DFT-s-OFDM_BPSK_Edge_1RB_Right_High_CH



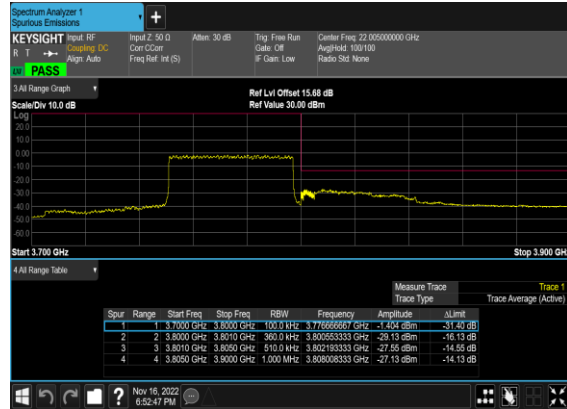
N78(50M)_DFT-s-OFDM_QPSK_Edge_1RB_Right_High_CH



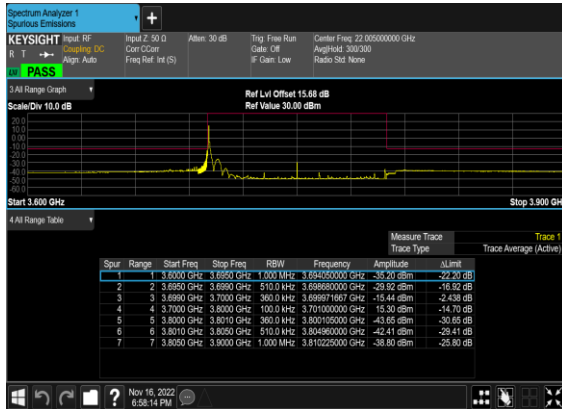
N78(50M)_DFT-s-OFDM_BPSK_Outer_Full_High_CH



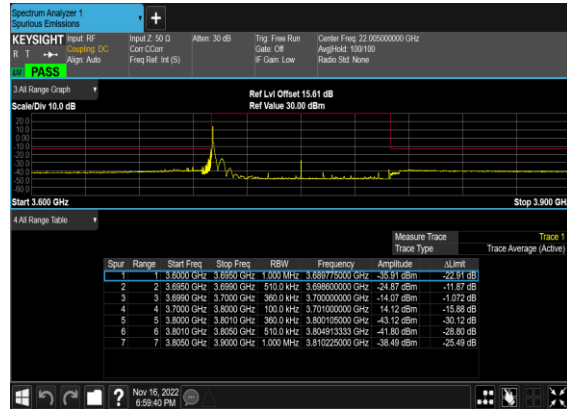
N78(50M)_DFT-s-OFDM_QPSK_Outer_Full_High_CH



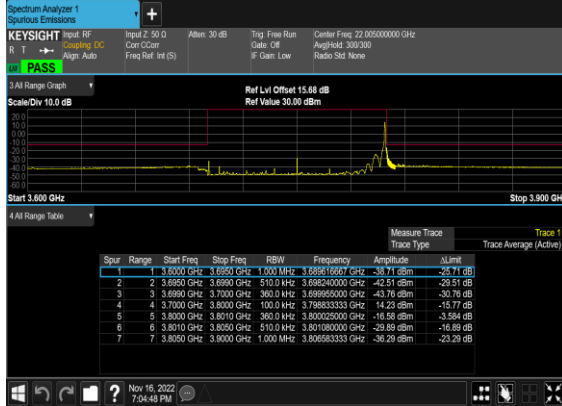
N78(100M)_DFT-s-OFDM_BPSK_Edge_1RB_Left_Mid_CH



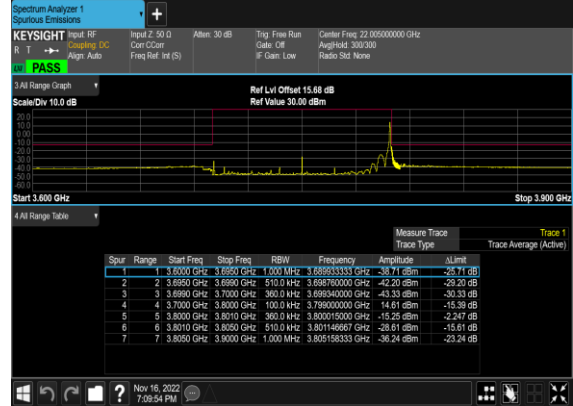
N78(100M)_DFT-s-OFDM_QPSK_Edge_1RB_Left_Mid_CH



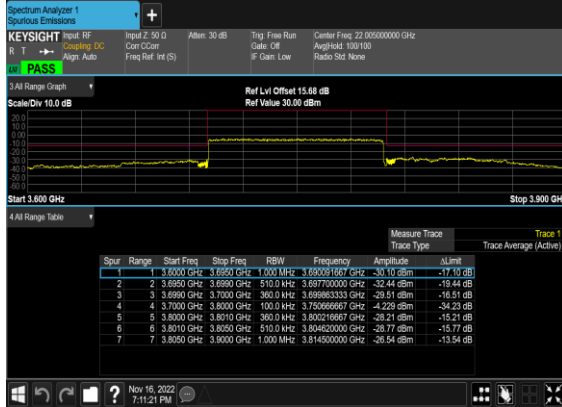
N78(100M)_DFT-s-OFDM_BPSK_Edge_1RB_Right_Mid_CH



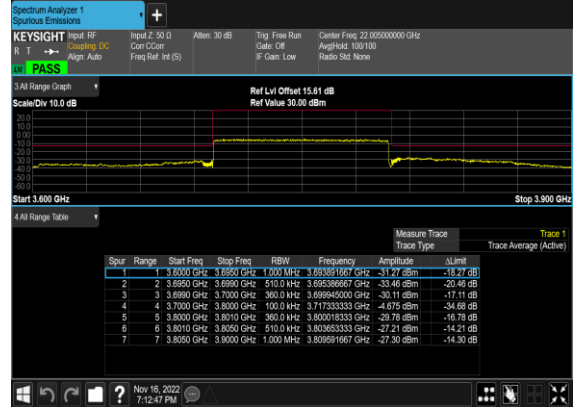
N78(100M)_DFT-s-OFDM_QPSK_Edge_1RB_Right_Mid_CH



N78(100M)_DFT-s-OFDM_BPSK_Outer_Full_Mid_CH



N78(100M)_DFT-s-OFDM_QPSK_Outer_Full_Mid_CH





Appendix B. Test Results of Radiated Test

Radiated Spurious Emission

Test Engineer :	HuaCong Liang	Temperature :	23~25°C
		Relative Humidity :	41~42%

Pre-scanned harmonic for the different antenna combinations, we choose the worst antenna mode to perform final test and record in the report.

SA n77 / NR 100MHz / QPSK / ANT6									
Channel	Frequency (MHz)	EIRP (dBm)	Limit (dBm)	Over Limit (dB)	SPA Reading (dBm)	S.G. Power (dBm)	TX Cable loss (dB)	TX Antenna Gain (dBi)	Polarization (H/V)
Middle	7582.38	-60.41	-13	-47.41	-62.36	-63.71	8.30	11.60	H
	11373.57	-55.94	-13	-42.94	-65.71	-57.46	10.48	12.00	H
	15164.76	-55.82	-13	-42.82	-65.67	-57.52	11.80	13.50	H
	7582.38	-60.58	-13	-47.58	-62.32	-63.88	8.30	11.60	V
	11373.57	-56.05	-13	-43.05	-65.63	-57.57	10.48	12.00	V
	15164.76	-55.47	-13	-42.47	-65.63	-57.17	11.80	13.50	V

Remark: Spurious emissions within 30-1000MHz were found more than 20dB below limit line.

EN-DC_41A_n77A / LTE 10MHz + NR 100MHz / QPSK / ANT2 (LTE) & ANT6(NR)									
Channel	Frequency (MHz)	EIRP (dBm)	Limit (dBm)	Over Limit (dB)	SPA Reading (dBm)	S.G. Power (dBm)	TX Cable loss (dB)	TX Antenna Gain (dBi)	Polarization (H/V)
NR n77 Middle	7582.38	-59.55	-13	-46.55	-61.50	-62.85	8.30	11.60	H
	11373.57	-56.10	-13	-43.10	-65.87	-57.62	10.48	12.00	H
	15164.76	-55.42	-13	-42.42	-65.27	-57.12	11.80	13.50	H
	7582.38	-60.25	-13	-47.25	-61.99	-63.55	8.30	11.60	V
	11373.57	-55.16	-13	-42.16	-64.74	-56.68	10.48	12.00	V
	15164.76	-55.22	-13	-42.22	-65.38	-56.92	11.80	13.50	V
LTE Band41 Middle	5168.00	-61.94	-25	-36.94	-79.21	-67.50	7.14	12.70	H
	7752.00	-59.75	-25	-34.75	-62.11	-63.05	8.30	11.60	H
	10366.00	-58.38	-25	-33.38	-65.33	-59.90	10.48	12.00	H
	5168.00	-62.06	-25	-37.06	-79.28	-67.62	7.14	12.70	V
	7752.00	-59.82	-25	-34.82	-62.15	-63.12	8.30	11.60	V
	10366.00	-58.28	-25	-33.28	-65.03	-59.80	10.48	12.00	V

Remark: Spurious emissions within 30-1000MHz were found more than 20dB below limit line.



SA n78 / NR 100MHz / QPSK / ANT6									
Channel	Frequency (MHz)	EIRP (dBm)	Limit (dBm)	Over Limit (dB)	SPA Reading (dBm)	S.G. Power (dBm)	TX Cable loss (dB)	TX Antenna Gain (dBi)	Polarization (H/V)
Middle	7402.38	-60.19	-13	-47.19	-62.54	-63.49	8.30	11.60	H
	11103.57	-56.44	-13	-43.44	-65.10	-57.96	10.48	12.00	H
	14804.76	-53.42	-13	-40.42	-64.95	-55.12	11.80	13.50	H
	7402.38	-59.92	-13	-46.92	-62.32	-63.22	8.30	11.60	V
	11103.57	-56.52	-13	-43.52	-64.89	-58.04	10.48	12.00	V
	14804.76	-53.19	-13	-40.19	-64.90	-54.89	11.80	13.50	V

Remark: Spurious emissions within 30-1000MHz were found more than 20dB below limit line.

EN-DC_7A_n78A / LTE 10MHz + NR 100MHz / QPSK / ANT7 (LTE) & ANT6(NR)									
Channel	Frequency (MHz)	EIRP (dBm)	Limit (dBm)	Over Limit (dB)	SPA Reading (dBm)	S.G. Power (dBm)	TX Cable loss (dB)	TX Antenna Gain (dBi)	Polarization (H/V)
NR n78 Middle	7402.38	-59.59	-13	-46.59	-61.94	-62.89	8.30	11.60	H
	11103.57	-56.32	-13	-43.32	-64.98	-57.84	10.48	12.00	H
	14804.76	-53.06	-13	-40.06	-64.59	-54.76	11.80	13.50	H
	7402.38	-59.13	-13	-46.13	-61.53	-62.43	8.30	11.60	V
	11103.57	-56.33	-13	-43.33	-64.7	-57.85	10.48	12.00	V
	14804.76	-53.23	-13	-40.23	-64.94	-54.93	11.80	13.50	V
LTE Band7 Middle	5052.18	-62.40	-25	-37.40	-79.82	-67.96	7.14	12.70	H
	7578.27	-60.45	-25	-35.45	-62.41	-63.75	8.30	11.60	H
	10104.36	-56.04	-25	-31.04	-63.46	-57.56	10.48	12.00	H
	5052.18	-62.79	-25	-37.79	-80.14	-68.35	7.14	12.70	V
	7578.27	-61.01	-25	-36.01	-62.77	-64.31	8.30	11.60	V
	10104.36	-57.17	-25	-32.17	-64.1	-58.69	10.48	12.00	V

Remark: Spurious emissions within 30-1000MHz were found more than 20dB below limit line.