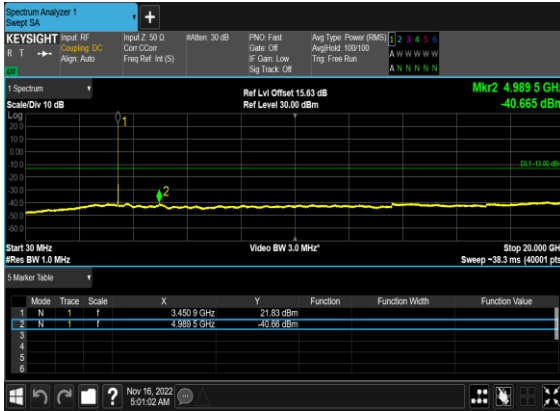
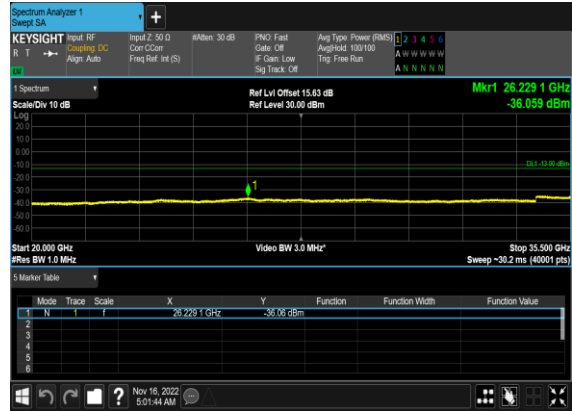


N78(10M)_DFT-s-OFDM_BPSK_Edge_1RB_Left_Low_CH



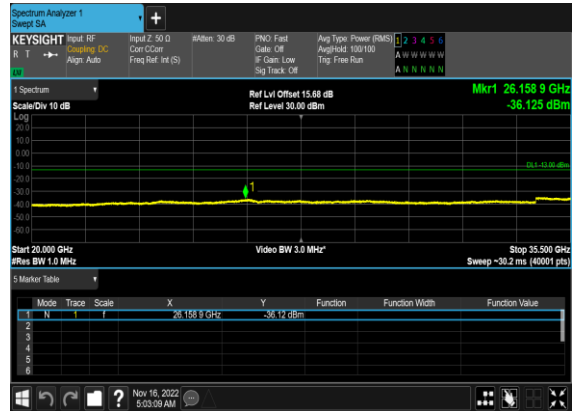
N78(10M)_DFT-s-OFDM_BPSK_Edge_1RB_Left_Low_CH



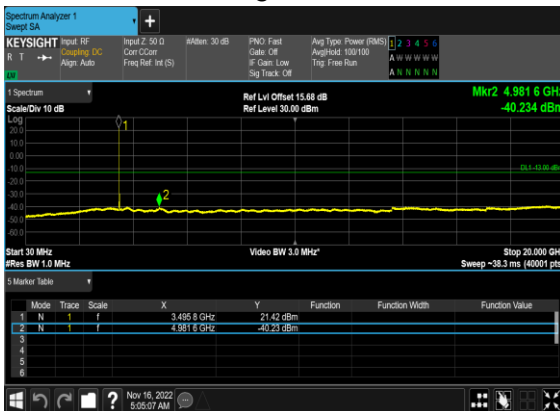
N78(10M)_DFT-s-OFDM_QPSK_Edge_1RB_Left_Low_CH



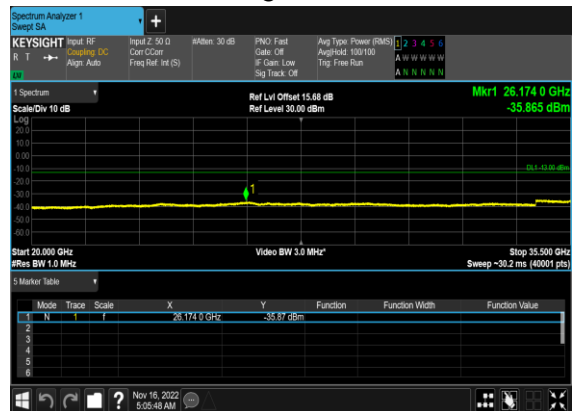
N78(10M)_DFT-s-OFDM_QPSK_Edge_1RB_Left_Low_CH



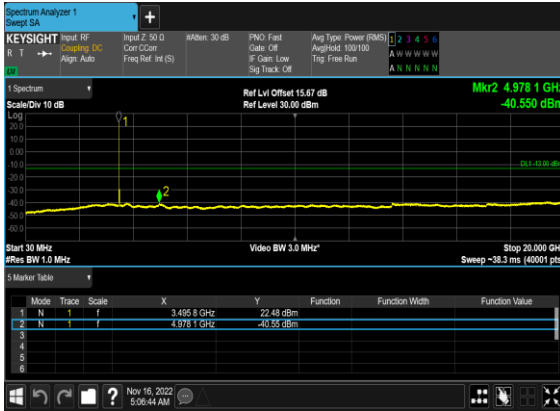
N78(10M)_DFT-s-OFDM_BPSK_Edge_1RB_Left_Mid_CH



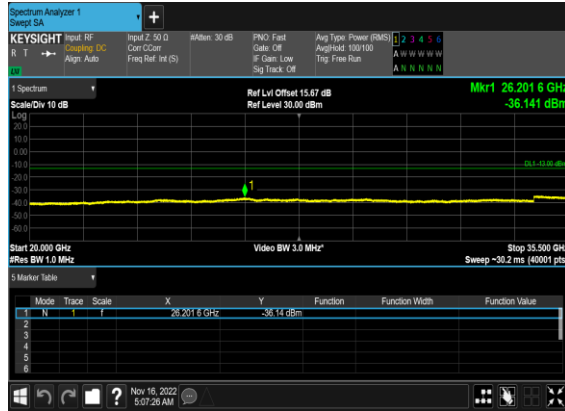
N78(10M)_DFT-s-OFDM_BPSK_Edge_1RB_Left_Mid_CH



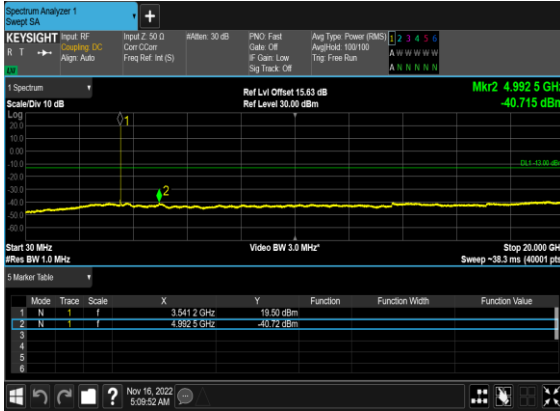
N78(10M)_DFT-s-OFDM_QPSK_Edge_1RB_Left_Mid_CH



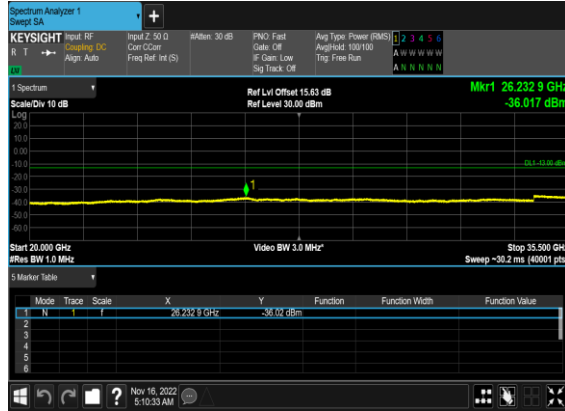
N78(10M)_DFT-s-OFDM_QPSK_Edge_1RB_Left_Mid_CH



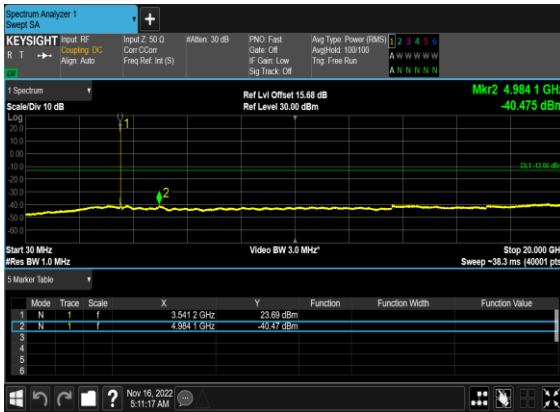
N78(10M)_DFT-s-OFDM_BPSK_Edge_1RB_Left_High_CH



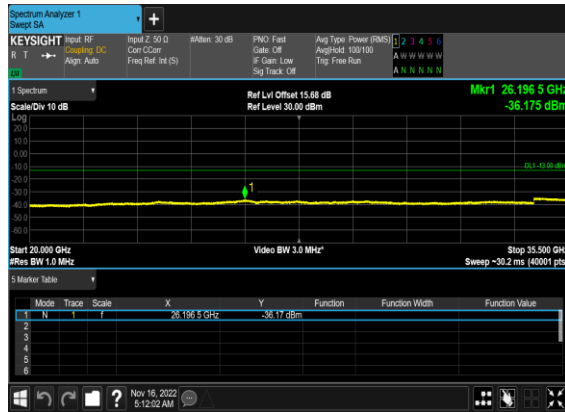
N78(10M)_DFT-s-OFDM_BPSK_Edge_1RB_Left_High_CH



N78(10M)_DFT-s-OFDM_QPSK_Edge_1RB_Left_High_CH



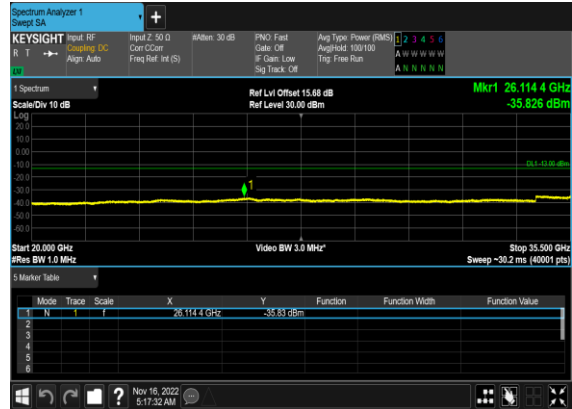
N78(10M)_DFT-s-OFDM_QPSK_Edge_1RB_Left_High_CH



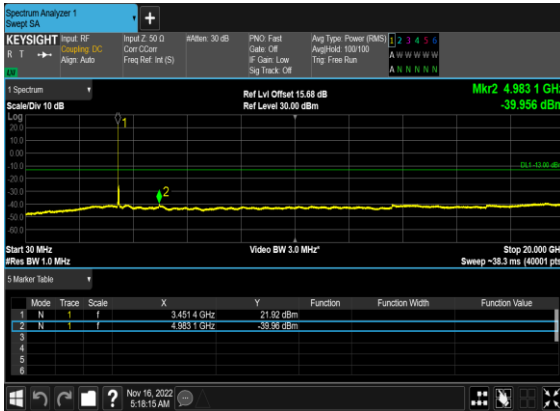
N78(50M)_DFT-s-OFDM_BPSK_Edge_1RB_Left_Low_CH



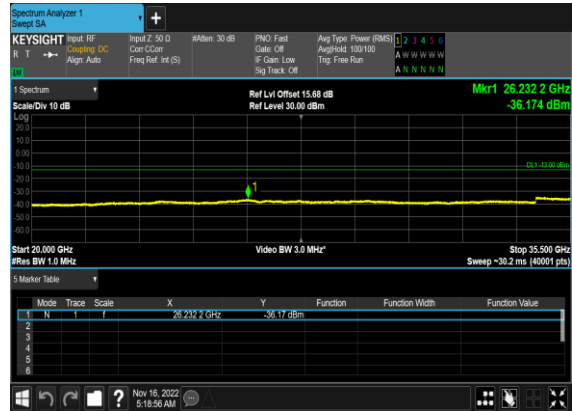
N78(50M)_DFT-s-OFDM_BPSK_Edge_1RB_Left_Low_CH



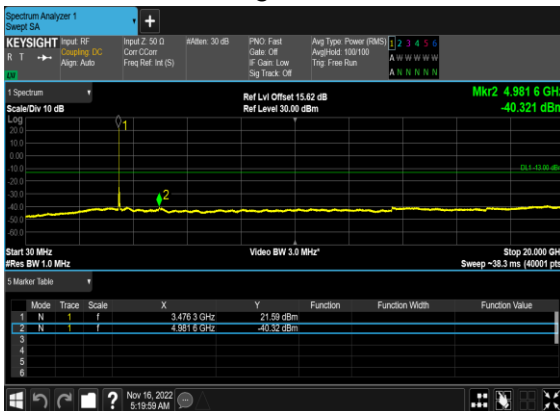
N78(50M)_DFT-s-OFDM_QPSK_Edge_1RB_Left_Low_CH



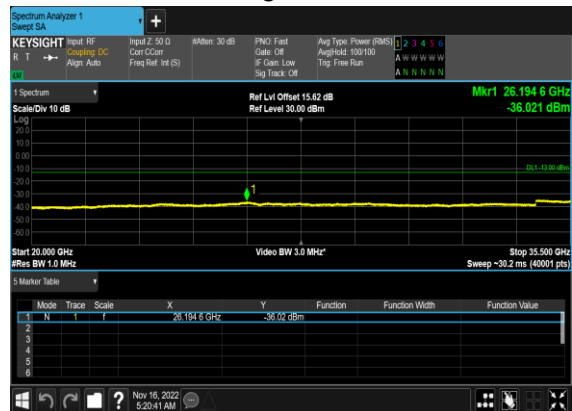
N78(50M)_DFT-s-OFDM_QPSK_Edge_1RB_Left_Low_CH



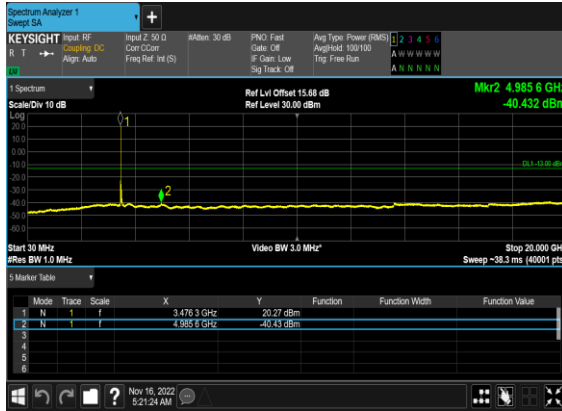
N78(50M)_DFT-s-OFDM_BPSK_Edge_1RB_Left_Mid_CH



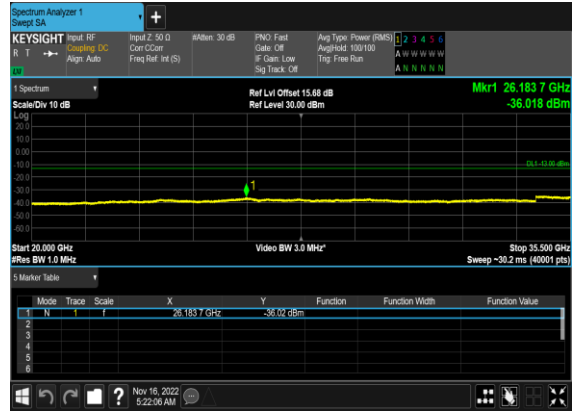
N78(50M)_DFT-s-OFDM_BPSK_Edge_1RB_Left_Mid_CH



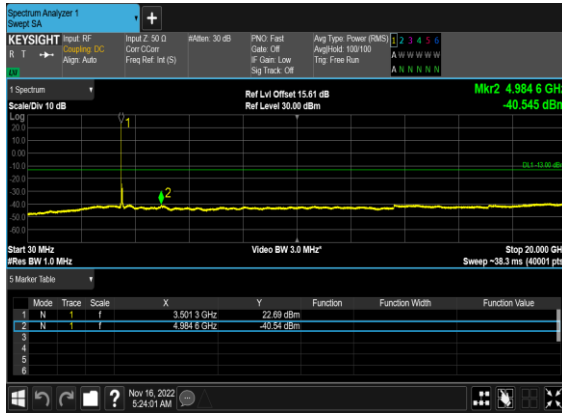
N78(50M)_DFT-s-OFDM_QPSK_Edge_1RB_Left_Mid_CH



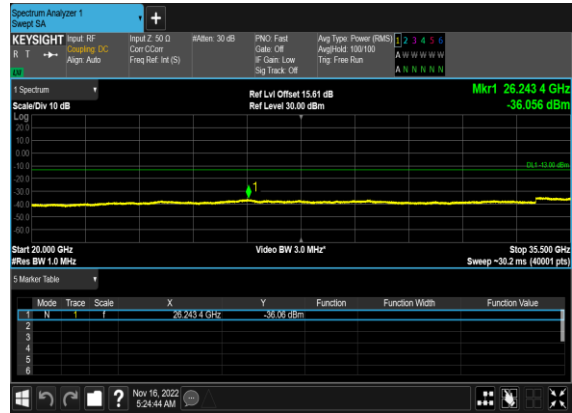
N78(50M)_DFT-s-OFDM_QPSK_Edge_1RB_Left_Mid_CH



N78(50M)_DFT-s-OFDM_BPSK_Edge_1RB_Left_High_CH



N78(50M)_DFT-s-OFDM_BPSK_Edge_1RB_Left_High_CH



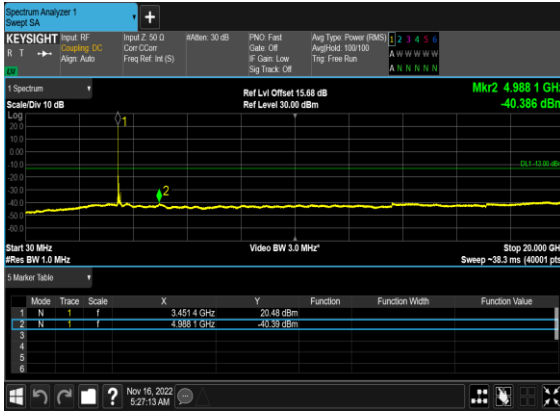
N78(50M)_DFT-s-OFDM_QPSK_Edge_1RB_Left_High_CH



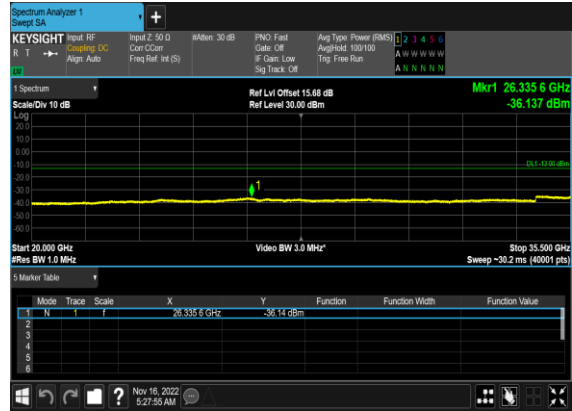
N78(50M)_DFT-s-OFDM_QPSK_Edge_1RB_Left_High_CH



N78(100M)_DFT-s-OFDM_BPSK_Edge_1RB_Left_Mid_CH



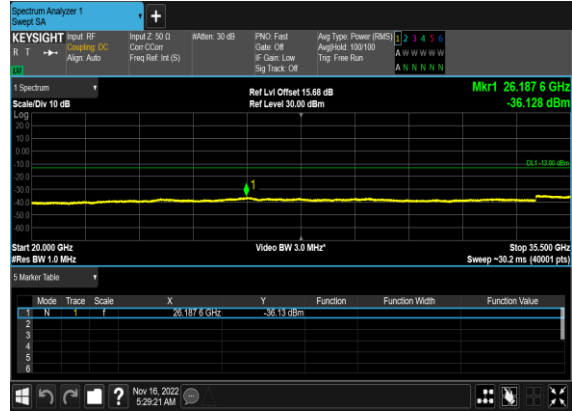
N78(100M)_DFT-s-OFDM_BPSK_Edge_1RB_Left_Mid_CH



N78(100M)_DFT-s-OFDM_QPSK_Edge_1RB_Left_Mid_CH



N78(100M)_DFT-s-OFDM_QPSK_Edge_1RB_Left_Mid_CH



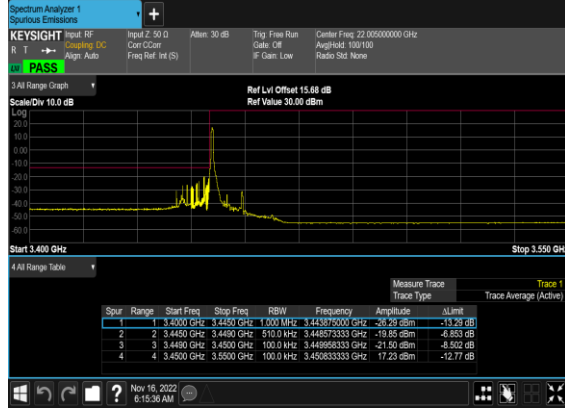
Conducted Band Edge

NR Band	SCS (kHz)	Bandwidth (MHz)	Arfcn	Freq (MHz)	Modulation	RB	Result	Verdict
78	30	10	630334	3455.01	DFT-s-OFDM BPSK	1@0	see graph	PASS
78	30	10	630334	3455.01	DFT-s-OFDM QPSK	1@0	see graph	PASS
78	30	10	630334	3455.01	DFT-s-OFDM BPSK	24@0	see graph	PASS
78	30	10	630334	3455.01	DFT-s-OFDM QPSK	24@0	see graph	PASS
78	30	10	636332	3544.98	DFT-s-OFDM BPSK	1@23	see graph	PASS
78	30	10	636332	3544.98	DFT-s-OFDM QPSK	1@23	see graph	PASS
78	30	10	636332	3544.98	DFT-s-OFDM BPSK	24@0	see graph	PASS
78	30	10	636332	3544.98	DFT-s-OFDM QPSK	24@0	see graph	PASS
78	30	50	631668	3475.02	DFT-s-OFDM BPSK	1@0	see graph	PASS
78	30	50	631668	3475.02	DFT-s-OFDM QPSK	1@0	see graph	PASS
78	30	50	631668	3475.02	DFT-s-OFDM BPSK	128@0	see graph	PASS
78	30	50	631668	3475.02	DFT-s-OFDM QPSK	128@0	see graph	PASS
78	30	50	635000	3525.0	DFT-s-OFDM BPSK	1@132	see graph	PASS
78	30	50	635000	3525.0	DFT-s-OFDM QPSK	1@132	see graph	PASS
78	30	50	635000	3525.0	DFT-s-OFDM BPSK	128@0	see graph	PASS
78	30	50	635000	3525.0	DFT-s-OFDM QPSK	128@0	see graph	PASS
78	30	100	633334	3500.01	DFT-s-OFDM BPSK	1@0	see graph	PASS
78	30	100	633334	3500.01	DFT-s-OFDM QPSK	1@0	see graph	PASS
78	30	100	633334	3500.01	DFT-s-OFDM BPSK	1@272	see graph	PASS
78	30	100	633334	3500.01	DFT-s-OFDM QPSK	1@272	see graph	PASS
78	30	100	633334	3500.01	DFT-s-OFDM BPSK	270@0	see graph	PASS
78	30	100	633334	3500.01	DFT-s-OFDM QPSK	270@0	see graph	PASS

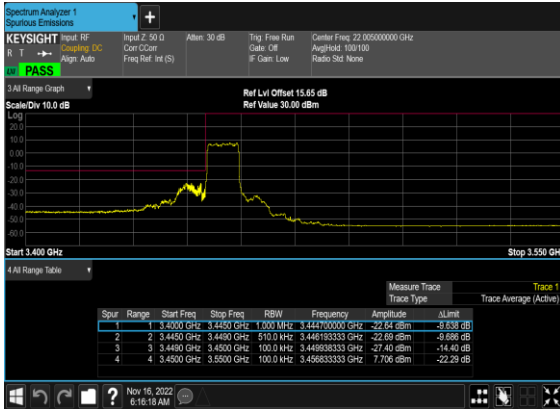
N78(10M)_DFT-s-OFDM_BPSK_Edge_1RB_Left_Low_CH



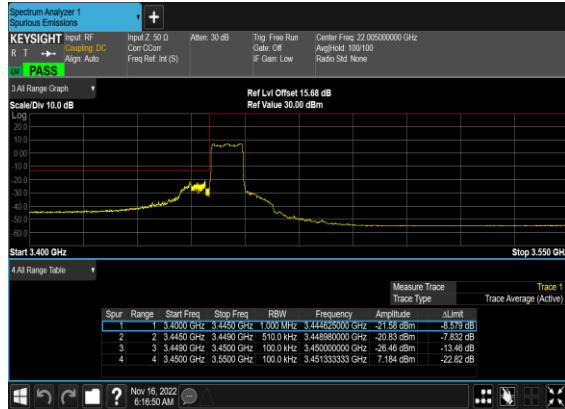
N78(10M)_DFT-s-OFDM_QPSK_Edge_1RB_Left_Low_CH



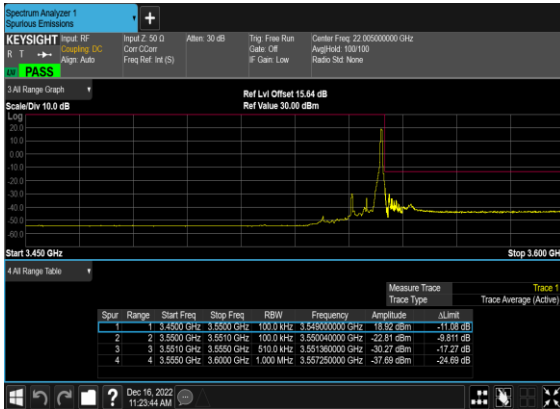
N78(10M)_DFT-s-OFDM_BPSK_Outer_Full_Low_CH



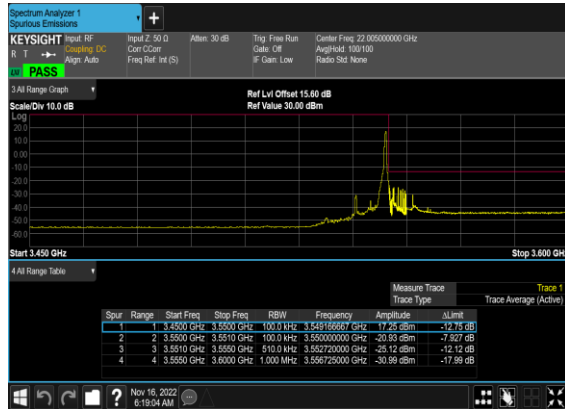
N78(10M)_DFT-s-OFDM_QPSK_Outer_Full_Low_CH



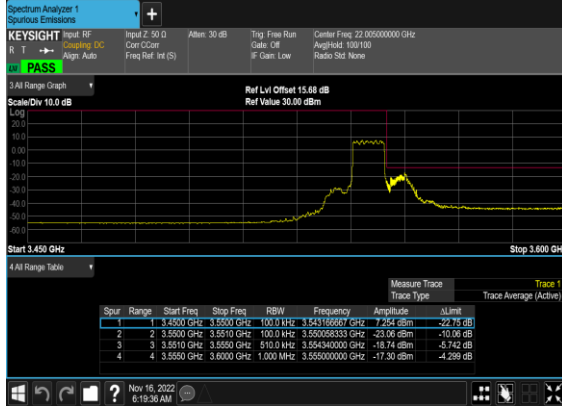
N78(10M)_DFT-s-OFDM_BPSK_Edge_1RB_Right_High_CH



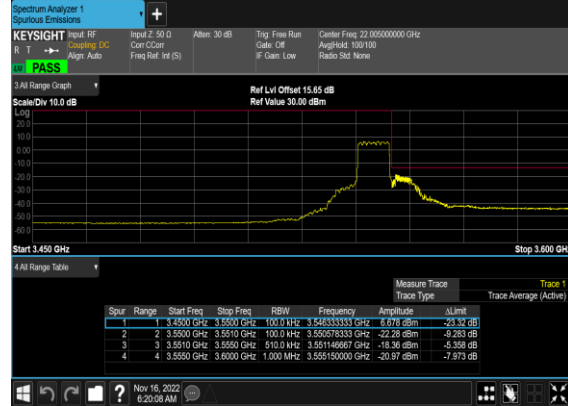
N78(10M)_DFT-s-OFDM_QPSK_Edge_1RB_Right_High_CH



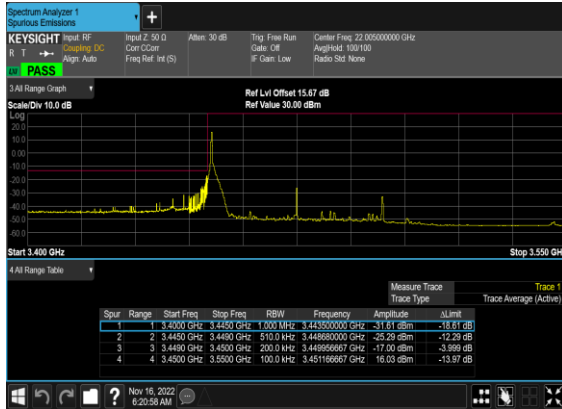
N78(10M)_DFT-s-OFDM_BPSK_Outer_Full_High_CH



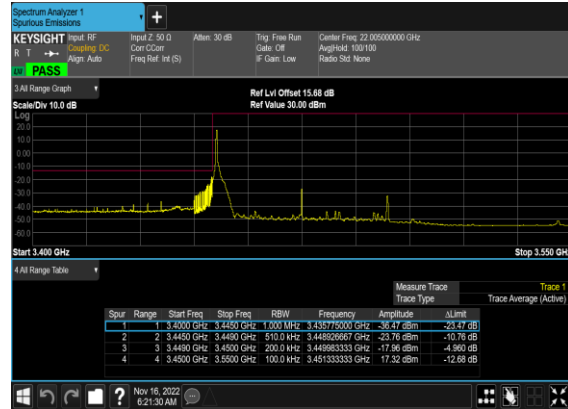
N78(10M)_DFT-s-OFDM_QPSK_Outer_Full_High_CH



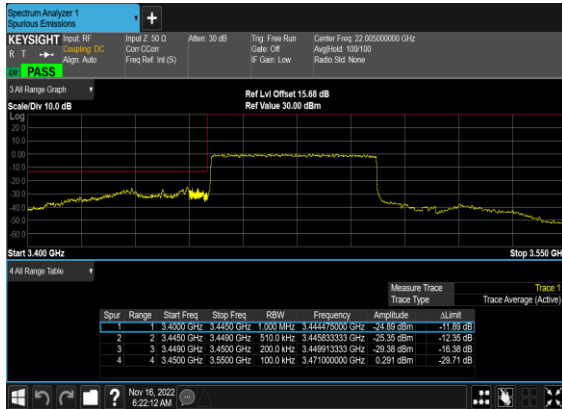
N78(50M)_DFT-s-OFDM_BPSK_Edge_1RB_Left_Low_CH



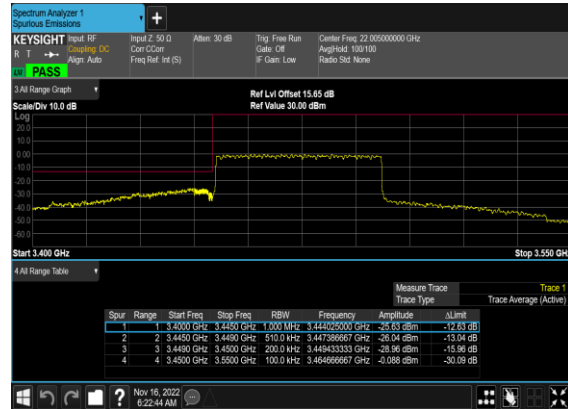
N78(50M)_DFT-s-OFDM_QPSK_Edge_1RB_Left_Low_CH



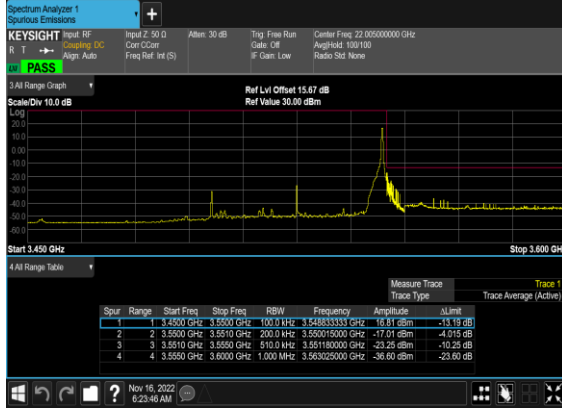
N78(50M)_DFT-s-OFDM_BPSK_Outer_Full_Low_CH



N78(50M)_DFT-s-OFDM_QPSK_Outer_Full_Low_CH



N78(50M)_DFT-s-OFDM_BPSK_Edge_1RB_Right_High_CH



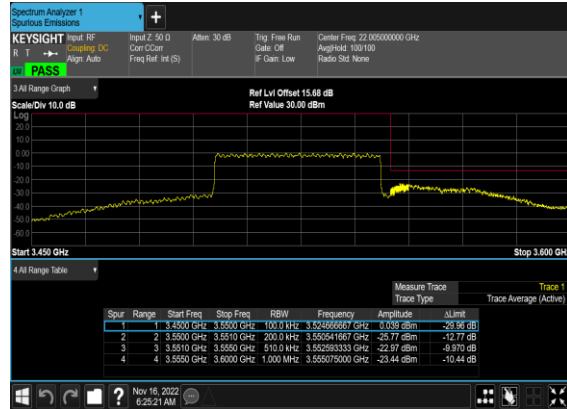
N78(50M)_DFT-s-OFDM_QPSK_Edge_1RB_Right_High_CH



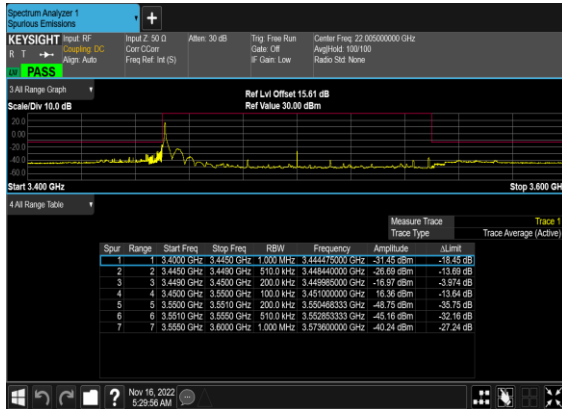
N78(50M)_DFT-s-OFDM_BPSK_Outer_Full_High_CH



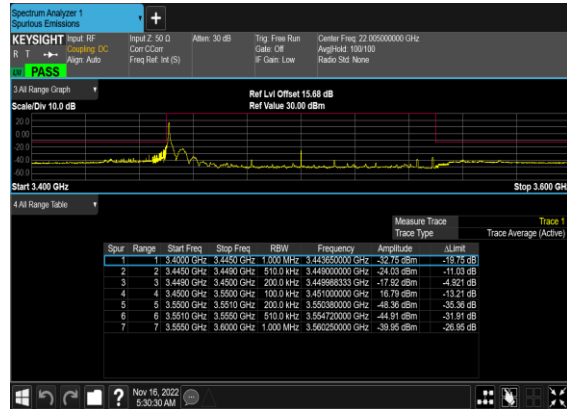
N78(50M)_DFT-s-OFDM_QPSK_Outer_Full_High_CH



N78(100M)_DFT-s-OFDM_BPSK_Edge_1RB_Left_Mid_CH



N78(100M)_DFT-s-OFDM_QPSK_Edge_1RB_Left_Mid_CH



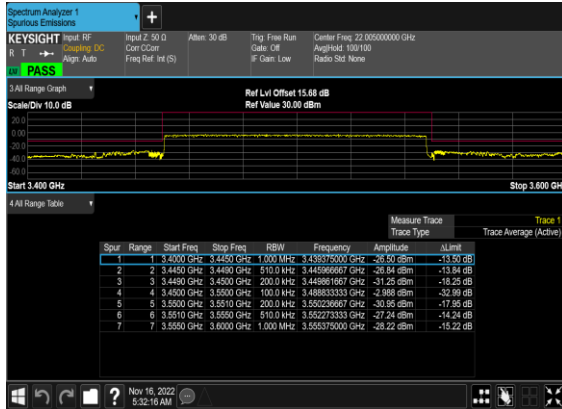
N78(100M)_DFT-s-OFDM_BPSK_Edge_1RB_Right_Mid_CH



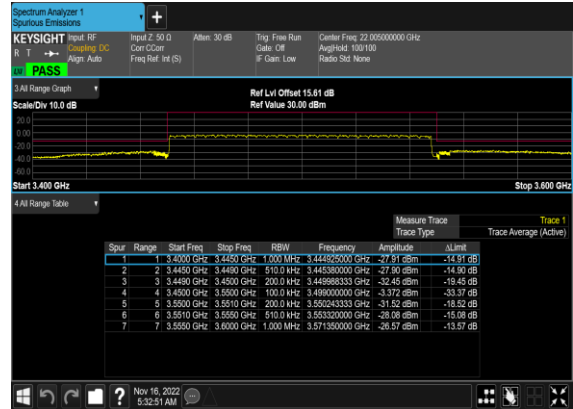
N78(100M)_DFT-s-OFDM_QPSK_Edge_1RB_Right_Mid_CH



N78(100M)_DFT-s-OFDM_BPSK_Outer_Full_Mid_CH



N78(100M)_DFT-s-OFDM_QPSK_Outer_Full_Mid_CH





Appendix B. Test Results of Radiated Test

Radiated Spurious Emission

Test Engineer :	HuaCong Liang	Temperature :	22~25°C
		Relative Humidity :	48~52%

Note: Pre-scanned harmonic for the different antenna combinations, we choose the worst antenna mode to perform final test.

SA n78 / 100MHz / QPSK / ANT6									
Channel	Frequency (MHz)	EIRP (dBm)	Limit (dBm)	Over Limit (dB)	SPA Reading (dBm)	S.G. Power (dBm)	TX Cable loss (dB)	TX Antenna Gain (dBi)	Polarization (H/V)
Middle	6902.40	-60.28	-13	-47.28	-60.17	-63.58	8.30	11.60	H
	10353.60	-57.74	-13	-44.74	-64.71	-59.26	10.48	12.00	H
	13804.80	-53.02	-13	-40.02	-65.19	-54.72	11.80	13.50	H
	6902.40	-59.97	-13	-46.97	-59.79	-63.27	8.30	11.60	V
	10353.60	-57.84	-13	-44.84	-64.61	-59.36	10.48	12.00	V
	13804.80	-53.20	-13	-40.20	-65.06	-54.90	11.80	13.50	V

Remark: Spurious emissions within 30-1000MHz were found more than 20dB below limit line.

EN-DC_7A_n78A / LTE 20MHz + NR 100MHz / QPSK / ANT7 (LTE) & ANT6(NR)									
Channel	Frequency (MHz)	EIRP (dBm)	Limit (dBm)	Over Limit (dB)	SPA Reading (dBm)	S.G. Power (dBm)	TX Cable loss (dB)	TX Antenna Gain (dBi)	Polarization (H/V)
NR n78 Middle	6902.40	-61.93	-13	-48.93	-61.82	-65.23	8.30	11.60	H
	10353.60	-57.71	-13	-44.71	-64.68	-59.23	10.48	12.00	H
	13804.80	-53.01	-13	-40.01	-65.18	-54.71	11.80	13.50	H
	6902.40	-61.97	-13	-48.97	-61.79	-65.27	8.30	11.60	V
	10353.60	-58.18	-13	-45.18	-64.95	-59.70	10.48	12.00	V
	13804.80	-53.30	-13	-40.30	-65.16	-55.00	11.80	13.50	V
LTE Band7 Middle	5052.18	-62.53	-25	-37.53	-79.95	-68.09	7.14	12.70	H
	7578.26	-58.94	-25	-33.94	-60.90	-62.24	8.30	11.60	H
	10104.36	-56.34	-25	-31.34	-63.76	-57.86	10.48	12.00	H
	5052.18	-62.54	-25	-37.54	-79.89	-68.10	7.14	12.70	V
	7578.26	-60.82	-25	-35.82	-62.58	-64.12	8.30	11.60	V
	10104.36	-57.18	-25	-32.18	-64.11	-58.70	10.48	12.00	V

Remark: Spurious emissions within 30-1000MHz were found more than 20dB below limit line.