

HAC_E_Dipole_835

DUT: HAC-Dipole 835 MHz

Communication System: UID 0, CW; Frequency: 835 MHz; Duty Cycle: 1:1

Medium: Air Medium parameters used: $\sigma = 0$ S/m, $\epsilon_r = 1$; $\rho = 0$ kg/m³

Ambient Temperature : 23.3 °C;

DASY5 Configuration:

- Probe: EF3DV3 - SN4050; ConvF(1, 1, 1); Calibrated: 2022/1/31
- Electronics: DAE4 Sn1650; Calibrated: 2022/8/5
- Phantom: HAC Test Arch with AMCC; Type: SD HAC P01 BA;
- Measurement SW: DASY52, Version 52.10 (4); SEMCAD X Version 14.6.14 (7501)

E Scan - measurement distance from the probe sensor center to CD835 = 15mm/Hearing Aid Compatibility Test at 15mm distance (41x361x1): Interpolated grid:

dx=0.5000 mm, dy=0.5000 mm

Device Reference Point: 0, 0, -6.3 mm

Reference Value = 93.88 V/m; Power Drift = 0.05 dB

PMR not calibrated. PMF = 1.000 is applied.

E-field emissions = 105.2 V/m

Average value of Total=(105.2+93.52)/2=99.36 V/m

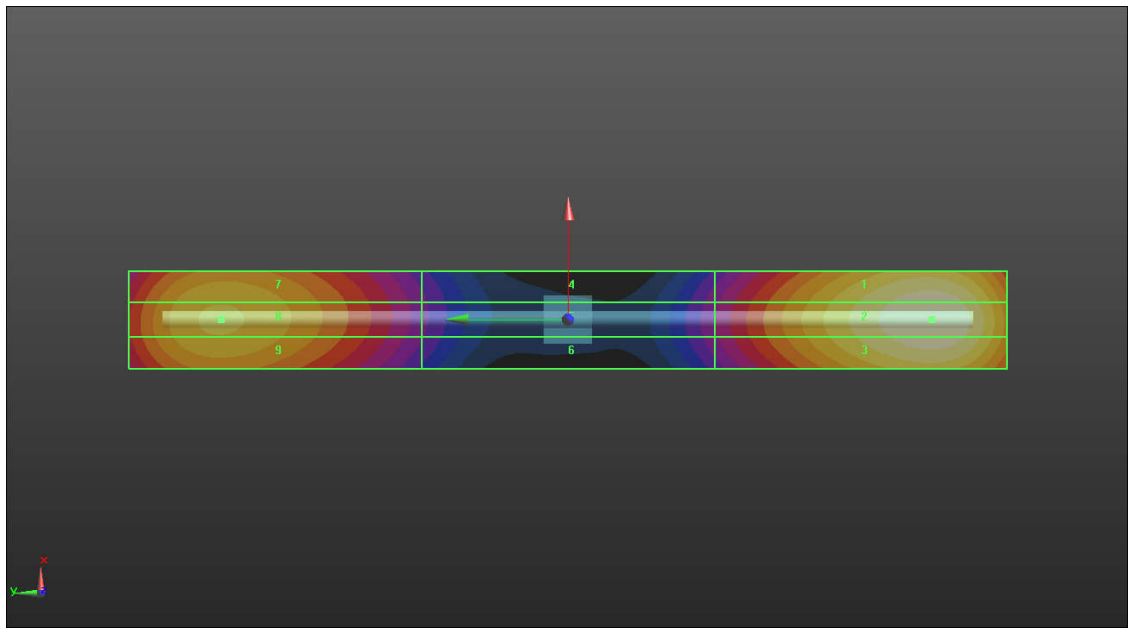
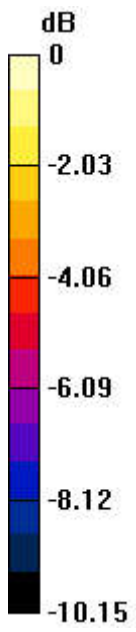
PMF scaled E-field

Grid 1 M4 100.3 V/m	Grid 2 M4 105.2 V/m	Grid 3 M4 99.19 V/m
Grid 4 M4 49.59 V/m	Grid 5 M4 50.59 V/m	Grid 6 M4 49.21 V/m
Grid 7 M4 90.06 V/m	Grid 8 M4 93.52 V/m	Grid 9 M4 89.48 V/m

Total = 105.2 V/m

E Category: M4

Location: 0, -74.5, 9.7 mm



0 dB = 105.2 V/m = 36.85 dBV/m

HAC_E_Dipole_1880

DUT: HAC Dipole 1880 MHz

Communication System: UID 0, CW; Frequency: 1880 MHz; Duty Cycle: 1:1

Medium: Air Medium parameters used: $\sigma = 0 \text{ S/m}$, $\epsilon_r = 1$; $\rho = 0 \text{ kg/m}^3$

Ambient Temperature : 23.3 °C;

DASY5 Configuration:

- Probe: EF3DV3 - SN4050; ConvF(1, 1, 1); Calibrated: 2022/1/31
- Electronics: DAE4 Sn1650; Calibrated: 2022/8/5
- Phantom: HAC Test Arch with AMCC; Type: SD HAC P01 BA;
- Measurement SW: DASY52, Version 52.10 (4); SEMCAD X Version 14.6.14 (7501)

E Scan - measurement distance from the probe sensor center to CD1880 = 15mm/Hearing Aid Compatibility Test at 15mm distance (41x181x1): Interpolated grid:

$dx=0.5000 \text{ mm}$, $dy=0.5000 \text{ mm}$

Device Reference Point: 0, 0, -6.3 mm

Reference Value = 131.3 V/m; Power Drift = 0.07 dB

PMR not calibrated. PMF = 1.000 is applied.

E-field emissions = 96.25 V/m

Average value of Total=(96.25+90.13)/2=93.19 V/m

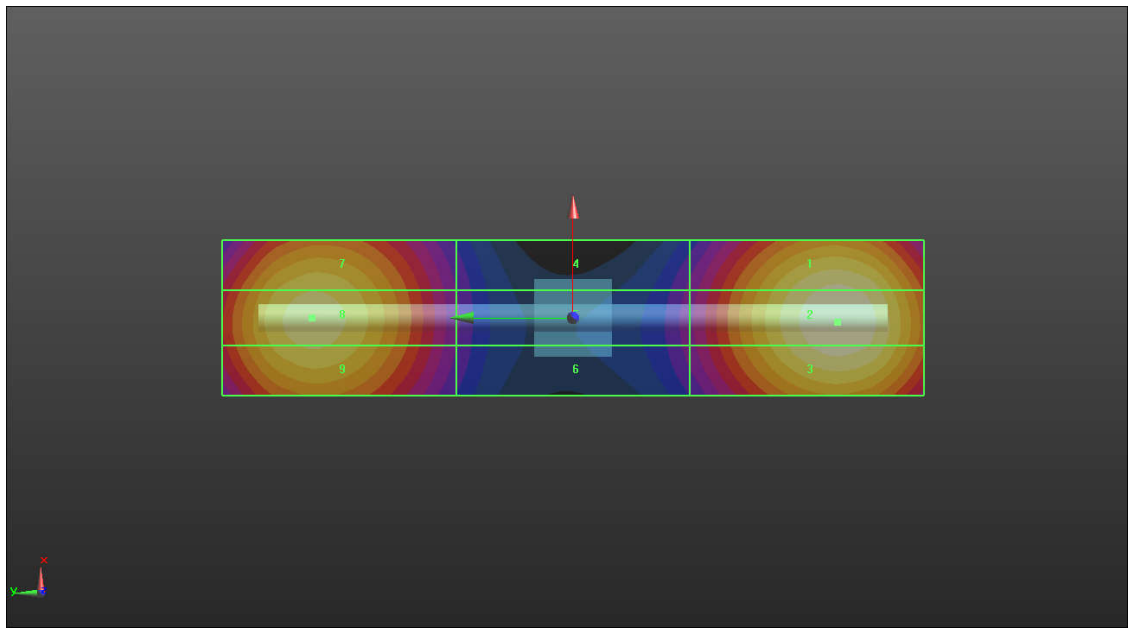
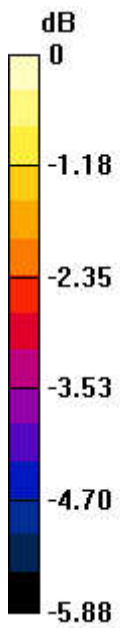
PMF scaled E-field

Grid 1 M3 94.31 V/m	Grid 2 M3 96.25 V/m	Grid 3 M3 94.49 V/m
Grid 4 M3 62.36 V/m	Grid 5 M3 63.38 V/m	Grid 6 M3 62.50 V/m
Grid 7 M3 88.17 V/m	Grid 8 M3 90.13 V/m	Grid 9 M3 89.16 V/m

Total = 96.25 V/m

E Category: M3

Location: -0.5, -34, 8.7 mm



0 dB = 96.25 V/m = 40.11 dBV/m

HAC_E_Dipole_2450

DUT: HAC Dipole 2450 MHz

Communication System: UID 0, CW; Frequency: 2450 MHz; Duty Cycle: 1:1

Medium: Air Medium parameters used: $\sigma = 0$ S/m, $\epsilon_r = 1$; $\rho = 0$ kg/m³

Ambient Temperature : 23.5 °C;

DASY5 Configuration:

- Probe: EF3DV3 - SN4050; ConvF(1, 1, 1); Calibrated: 2022/1/31
- Electronics: DAE4 Sn1650; Calibrated: 2022/8/5
- Phantom: HAC Test Arch with AMCC; Type: SD HAC P01 BA;
- Measurement SW: DASY52, Version 52.10 (4); SEMCAD X Version 14.6.14 (7501)

E Scan - measurement distance from the probe sensor center to CD2450 = 15mm/Hearing Aid Compatibility Test at 15mm distance (41x181x1):

Interpolated

grid: dx=0.5000 mm, dy=0.5000 mm

Device Reference Point: 0, 0, -6.3 mm

Reference Value = 73.11 V/m; Power Drift = 0.09 dB

PMR not calibrated. PMF = 1.000 is applied.

E-field emissions = 91.82 V/m

Average value of Total=(91.82+90.24)/2=91.03 V/m

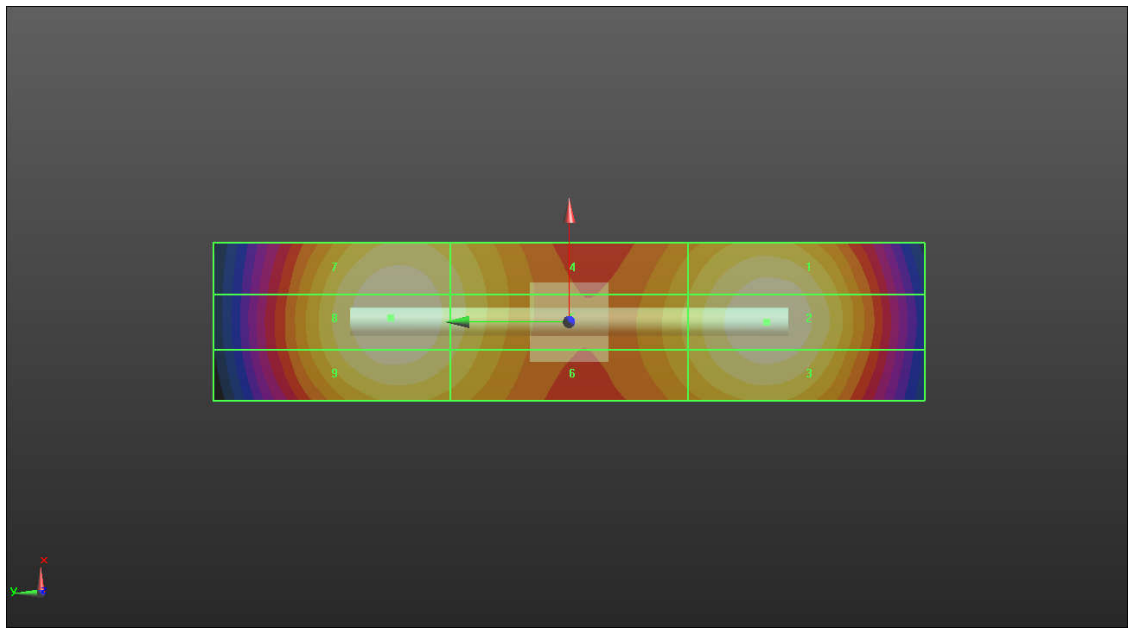
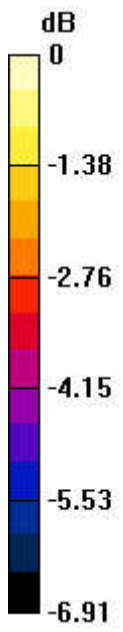
PMF scaled E-field

Grid 1 M3 89.22 V/m	Grid 2 M3 91.82 V/m	Grid 3 M3 90.20 V/m
Grid 4 M3 83.10 V/m	Grid 5 M3 84.44 V/m	Grid 6 M3 82.79 V/m
Grid 7 M3 89.51 V/m	Grid 8 M3 90.24 V/m	Grid 9 M3 90.22 V/m

Total = 91.82 V/m

E Category: M3

Location: 0.5, 22.5, 9.7 mm



0 dB = 91.82 V/m = 43.63 dBV/m

HAC_E_Dipole_2600

DUT: HAC Dipole 2600 MHz

Communication System: UID 0, CW (0); Frequency: 2600 MHz; Duty Cycle: 1:1

Medium: Air Medium parameters used: $\sigma = 0$ S/m, $\epsilon_r = 1$; $\rho = 0$ kg/m³

Ambient Temperature : 23.3 °C;

DASY5 Configuration:

- Probe: EF3DV3 - SN4050; ConvF(1, 1, 1); Calibrated: 2022/1/31

- Electronics: DAE4 Sn1650; Calibrated: 2022/8/5

- Phantom: HAC Test Arch with AMCC; Type: SD HAC P01 BA;

- Measurement SW: DASY52, Version 52.10 (4); SEMCAD X Version 14.6.14 (7501)

E Scan - measurement distance from the probe sensor center to CD2600 = 15mm/Hearing Aid Compatibility Test at 15mm distance (41x181x1): Interpolated grid:

dx=0.5000 mm, dy=0.5000 mm

Device Reference Point: 0, 0, -6.3 mm

Reference Value = 77.54 V/m; Power Drift = 0.11 dB

PMR not calibrated. PMF = 1.000 is applied.

E-field emissions = 91.95 V/m

Average value of Total=(91.95+90.67)/2=91.31 V/m

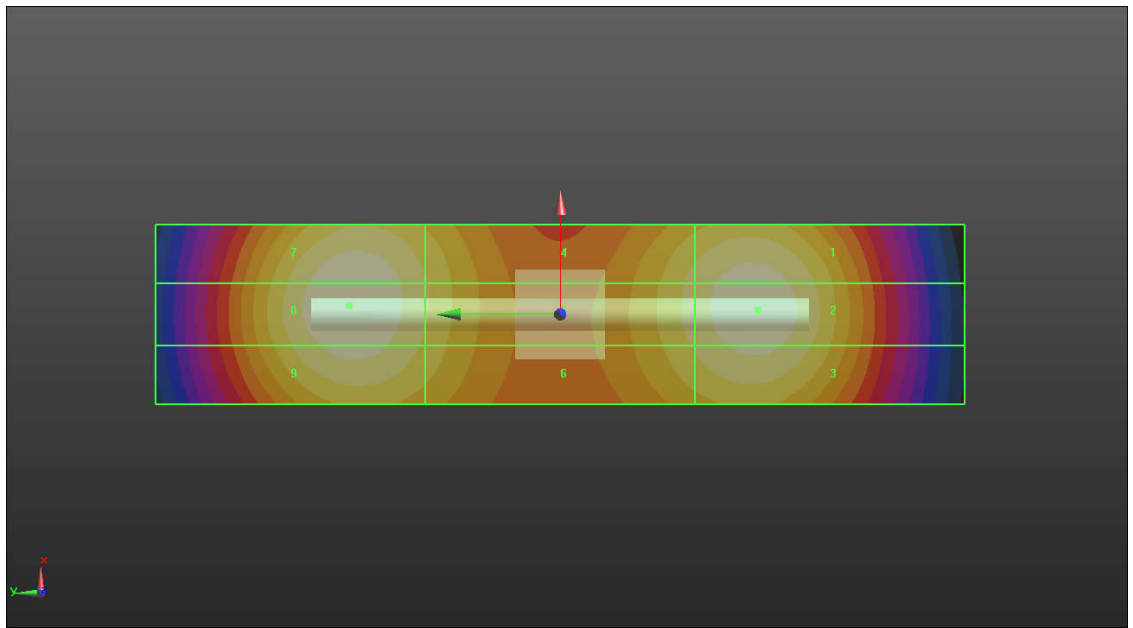
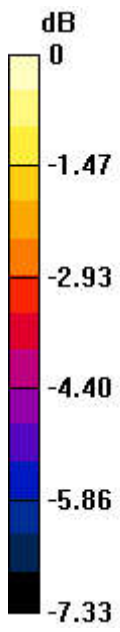
PMF scaled E-field

Grid 1 M3 90.59 V/m	Grid 2 M3 90.67 V/m	Grid 3 M3 90.49 V/m
Grid 4 M3 84.28 V/m	Grid 5 M3 83.57 V/m	Grid 6 M3 83.63 V/m
Grid 7 M3 91.14 V/m	Grid 8 M3 91.95 V/m	Grid 9 M3 90.68 V/m

Total = 91.95 V/m

E Category: M3

Location: 1, 23.5, 9.7 mm



0 dB = 91.95 V/m = 39.42 dBV/m

HAC_E_Dipole_3500

DUT: HAC Dipole 3500 MHz

Communication System: UID 0, CW (0); Frequency: 3500 MHz; Duty Cycle: 1:1

Medium: Air Medium parameters used: $\sigma = 0$ S/m, $\epsilon_r = 1$; $\rho = 0$ kg/m³

Ambient Temperature : 23.3 °C

DASY5 Configuration:

- Probe: EF3DV3 - SN4050; ConvF(1, 1, 1); Calibrated: 2022/1/31
- Electronics: DAE4 Sn1650; Calibrated: 2022/8/5
- Phantom: HAC Test Arch with AMCC; Type: SD HAC P01 BA;
- Measurement SW: DASY52, Version 52.10 (4); SEMCAD X Version 14.6.14 (7501)

E Scan - measurement distance from the probe sensor center to CD3500 = 15mm/Hearing Aid Compatibility Test at 15mm distance (41x121x1): Interpolated grid:

dx=0.5000 mm, dy=0.5000 mm

Device Reference Point: 0, 0, -6.3 mm

Reference Value = 39.28 V/m; Power Drift = 0.01 dB

PMR not calibrated. PMF = 1.000 is applied.

E-field emissions = 92.36 V/m

Average value of Total=(92.36+89.32)/2=90.84 V/m

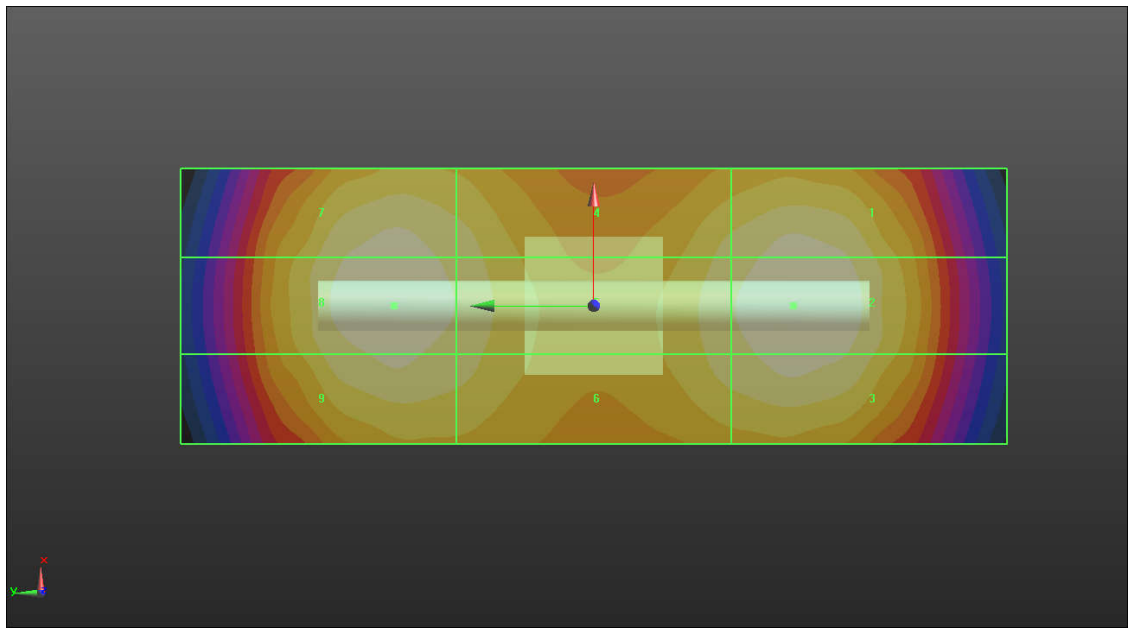
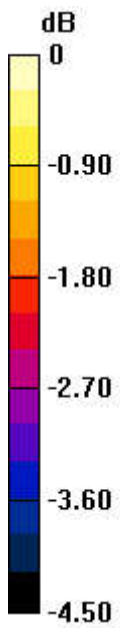
PMF scaled E-field

Grid 1 M3 91.13 V/m	Grid 2 M3 92.36 V/m	Grid 3 M3 91.45 V/m
Grid 4 M3 86.35 V/m	Grid 5 M3 88.35 V/m	Grid 6 M3 87.36 V/m
Grid 7 M3 87.24 V/m	Grid 8 M3 89.32 V/m	Grid 9 M3 89.39 V/m

Total = 92.36 V/m

E Category: M3

Location: 0, -14.5, 9.7 mm



0 dB = 92.36 V/m = 39.55 dBV/m