


Appendix D. SAR Test Setup Photos

Head Exposure Condition



Right Cheek, Test Separation 0 mm



Right Tilted, Test Separation 0 mm



Left Cheek, Test Separation 0 mm



Left Tilted, Test Separation 0 mm


Hotspot Exposure Condition



Front, Test Separation 10 mm



Back, Test Separation 10 mm



Left Side, Test Separation 10 mm



Right Side, Test Separation 10 mm



Top Side, Test Separation 10 mm



Bottom Side, Test Separation 10 mm

Body-worn Exposure Condition



Front, Test Separation 10 mm



Back, Test Separation 10 mm

<Sensor off>



Front, Test Separation 18 mm



Back, Test Separation 22 mm



Back, Test Separation 17 mm



Back, Test Separation 23 mm



Front, Test Separation 21 mm



Back, Test Separation 19mm




Front, Test Separation 17 mm

Product Specific 10g SAR



Front, Test Separation 0 mm



Back, Test Separation 0 mm



Left Side, Test Separation 0 mm



Right Side, Test Separation 0 mm



Top Side, Test Separation 0 mm



Bottom Side, Test Separation 0 mm

<Sensor off>



Front, Test Separation 17 mm



Back, Test Separation 23 mm




Back, Test Separation 22 mm



Top Side, Test Separation 22 mm



Back, Test Separation 19 mm



Bottom Side, Test Separation 14 mm



Bottom Side, Test Separation 18 mm

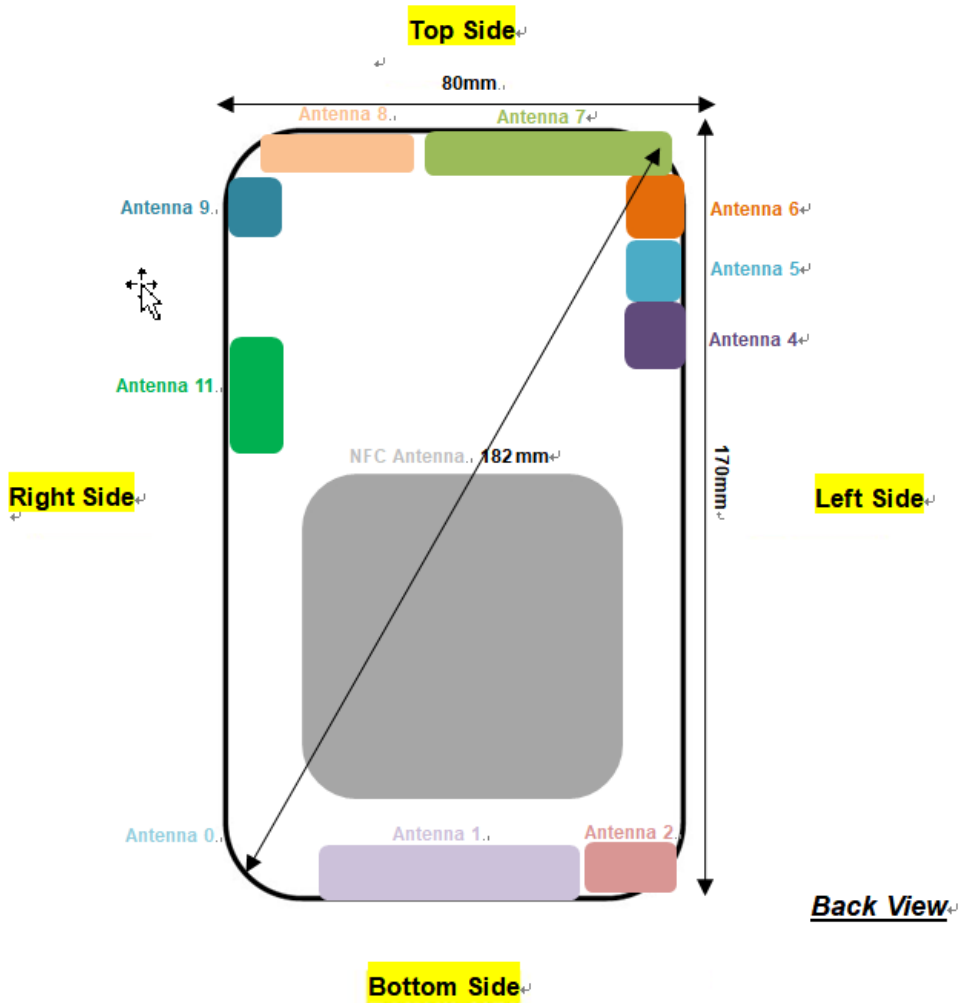


Back, Test Separation 17 mm



Left Side, Test Separation 10 mm

Antenna Location



Antenna	Support Band
Antenna 1	GSM: 850/1900<TX/RX> WCDMA: B2/B4/B5<TX/RX> LTE: B2/B4/B5 <TX/RX> NR: n2/n5 <TX/RX>
Antenna 2	LTE: B7/B38/B41 <TX/RX> NR: n7/n38/n41 <TX/RX> NR: n77/n78<RX>
Antenna 4	NR: n77/n78<RX>
Antenna 5	NTN:B23/B255
Antenna 6	NR: n77/n78<TX/RX>
Antenna 7	GSM: 850/1900<TX/RX> WCDMA: B2/B4/B5<TX/RX> LTE: B2/B4/B5/B7 <TX/RX> NR: n2/n5 <TX/RX>
Antenna 8	Bluetooth <TX/RX> WIFI 2.4GHz <TX/RX>
Antenna 9	WIFI 5 GHz<TX/RX>
Antenna 11	NR: n77/n78<RX>
NFC Antenna	NFC

Note:

- 5G NR n77/n78 at ant 2/4/11 supports SRS (Sounding Reference Signal) functionality.
- LTE B7 at Antenna 7 was limited to EN-DC combination only.



Distance of the Antenna to the EUT surface/edge						
Antennas	Back	Front	Top Side	Bottom Side	Right Side	Left Side
Antenna 1	≤ 25mm	≤ 25mm	>25mm	≤ 25mm	≤ 25mm	≤ 25mm
Antenna 2	≤ 25mm	≤ 25mm	>25mm	≤ 25mm	>25mm	≤ 25mm
Antenna 4	≤ 25mm	≤ 25mm	≤ 25mm	>25mm	>25mm	≤ 25mm
Antenna 5	≤ 25mm	≤ 25mm	≤ 25mm	>25mm	>25mm	≤ 25mm
Antenna 6	≤ 25mm	≤ 25mm	≤ 25mm	>25mm	>25mm	≤ 25mm
Antenna 7	≤ 25mm	≤ 25mm	≤ 25mm	>25mm	>25mm	≤ 25mm
Antenna 8	≤ 25mm	≤ 25mm	≤ 25mm	>25mm	≤ 25mm	>25mm
Antenna 9	≤ 25mm	≤ 25mm	≤ 25mm	>25mm	≤ 25mm	>25mm
Antenna 11	≤ 25mm	≤ 25mm	≤ 25mm	>25mm	≤ 25mm	>25mm
NFC Antenna	≤ 25mm	≤ 25mm	>25mm	≤ 25mm	≤ 25mm	≤ 25mm

Positions for SAR tests; Hotspot mode						
Antennas	Back	Front	Top Side	Bottom Side	Right Side	Left Side
Antenna 1	Yes	Yes	No	Yes	Yes	Yes
Antenna 2	Yes	Yes	No	Yes	No	Yes
Antenna 4	Yes	Yes	Yes	No	No	Yes
Antenna 5	Yes	Yes	Yes	No	No	Yes
Antenna 6	Yes	Yes	Yes	No	No	Yes
Antenna 7	Yes	Yes	Yes	No	No	Yes
Antenna 8	Yes	Yes	Yes	No	Yes	No
Antenna 9	Yes	Yes	Yes	No	Yes	No
Antenna 11	Yes	Yes	Yes	No	Yes	No
NFC Antenna	Yes	Yes	No	Yes	Yes	Yes

Note: Referring to KDB 941225 D06 v02r01, when the overall device length and width are ≥ 9cm*5cm, the test distance is 10 mm. SAR must be measured for all sides and surfaces with a transmitting antenna located within 25mm from that surface or edge.