

01_HAC T-Coil_GSM850_Voice_Ch189_Z

Communication System: UID 0, Generic GSM (0); Frequency: 836.4 MHz; Duty Cycle: 1:8.3
Medium: Air Medium parameters used: $\sigma = 0$ S/m, $\epsilon_r = 1$; $\rho = 0$ kg/m³
Ambient Temperature : 23.4 °C

DASY5 Configuration:

- Probe: AM1DV3 - 3128; ; Calibrated: 2022/7/19
- Sensor-Surface: 0mm (Fix Surface)
- Electronics: DAE4 Sn1664; Calibrated: 2022/5/30
- Phantom: HAC Test Arch with AMCC; Type: SD HAC P01 BA;
- Measurement SW: DASY52, Version 52.10 (3); SEMCAD X Version 14.6.13 (7474)


Ch189/z (axial) 4.2mm 50 x 50/ABM Interpolated SNR(x,y,z) (121x121x1):

Interpolated grid: dx=1.000 mm, dy=1.000 mm

ABM1/ABM2 = 34.47 dB

ABM1 comp = 3.40 dBA/m

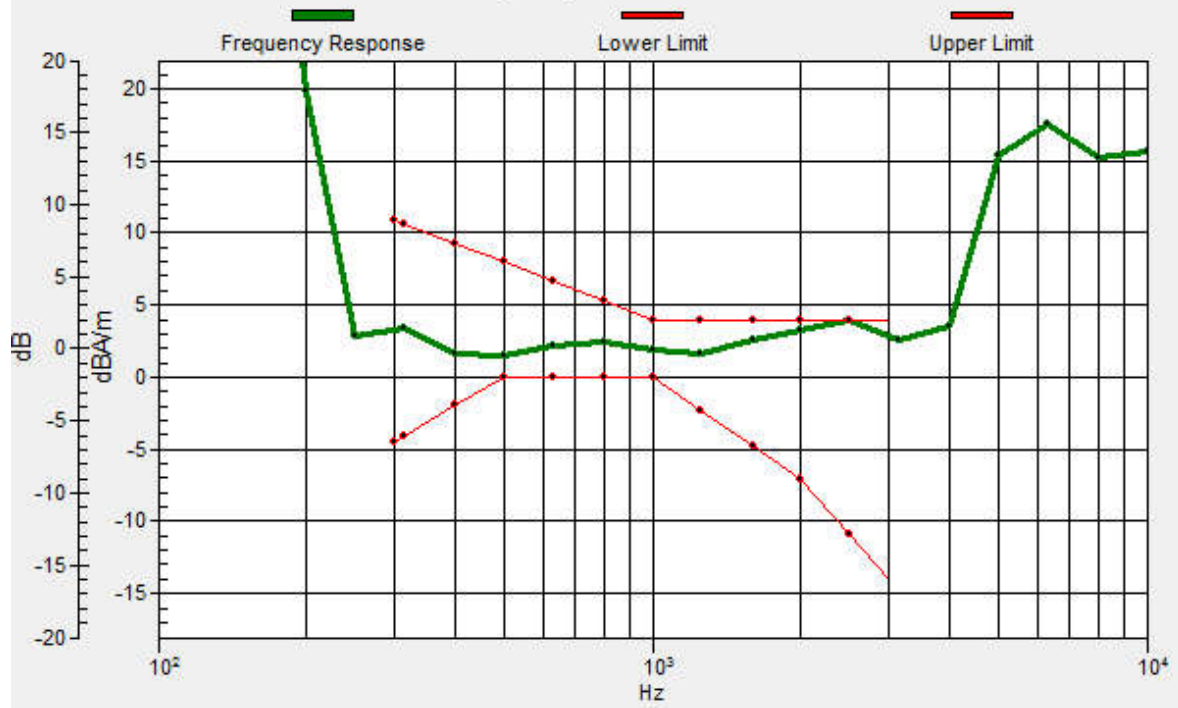
Location: 7.9, -11.7, 3.7 mm



0 dB = 52.89 = 34.47 dB

Ch189/z (axial) wideband at best S/N/ABM Freq Resp(x,y,z,f)

Loc: 7.8, -11.9, 3.7 mm Diff: 0.09dB



01_HAC T-Coil_GSM850_Voice_Ch189_Y

Communication System: UID 0, Generic GSM (0); Frequency: 836.4 MHz; Duty Cycle: 1:8.3
Medium: Air Medium parameters used: $\sigma = 0$ S/m, $\epsilon_r = 1$; $\rho = 0$ kg/m³
Ambient Temperature : 23.4 °C

DASY5 Configuration:

- Probe: AM1DV3 - 3128; ; Calibrated: 2022/7/19
- Sensor-Surface: 0mm (Fix Surface)
- Electronics: DAE4 Sn1664; Calibrated: 2022/5/30
- Phantom: HAC Test Arch with AMCC; Type: SD HAC P01 BA;
- Measurement SW: DASY52, Version 52.10 (3); SEMCAD X Version 14.6.13 (7474)


Ch189/y (transversal) 4.2mm 50 x 50/ABM Interpolated SNR(x,y,z) (121x121x1):

Interpolated grid: dx=1.000 mm, dy=1.000 mm

ABM1/ABM2 = 40.85 dB

ABM1 comp = -10.27 dBA/m

Location: -1.2, 4.2, 3.7 mm



0 dB = 110.3 = 40.85 dB

02_HAC T-Coil_GSM1900_Voice_Ch661_Z

Communication System: UID 0, Generic GSM (0); Frequency: 1880 MHz; Duty Cycle: 1:8.3
Medium: Air Medium parameters used: $\sigma = 0$ S/m, $\epsilon_r = 1$; $\rho = 0$ kg/m³
Ambient Temperature : 23.4 °C

DASY5 Configuration:

- Probe: AM1DV3 - 3128; ; Calibrated: 2022/7/19
- Sensor-Surface: 0mm (Fix Surface)
- Electronics: DAE4 Sn1664; Calibrated: 2022/5/30
- Phantom: HAC Test Arch with AMCC; Type: SD HAC P01 BA;
- Measurement SW: DASY52, Version 52.10 (3); SEMCAD X Version 14.6.13 (7474)


Ch661/z (axial) 4.2mm 50 x 50/ABM Interpolated SNR(x,y,z) (121x121x1):

Interpolated grid: dx=1.000 mm, dy=1.000 mm

ABM1/ABM2 = 37.97 dB

ABM1 comp = 3.95 dBA/m

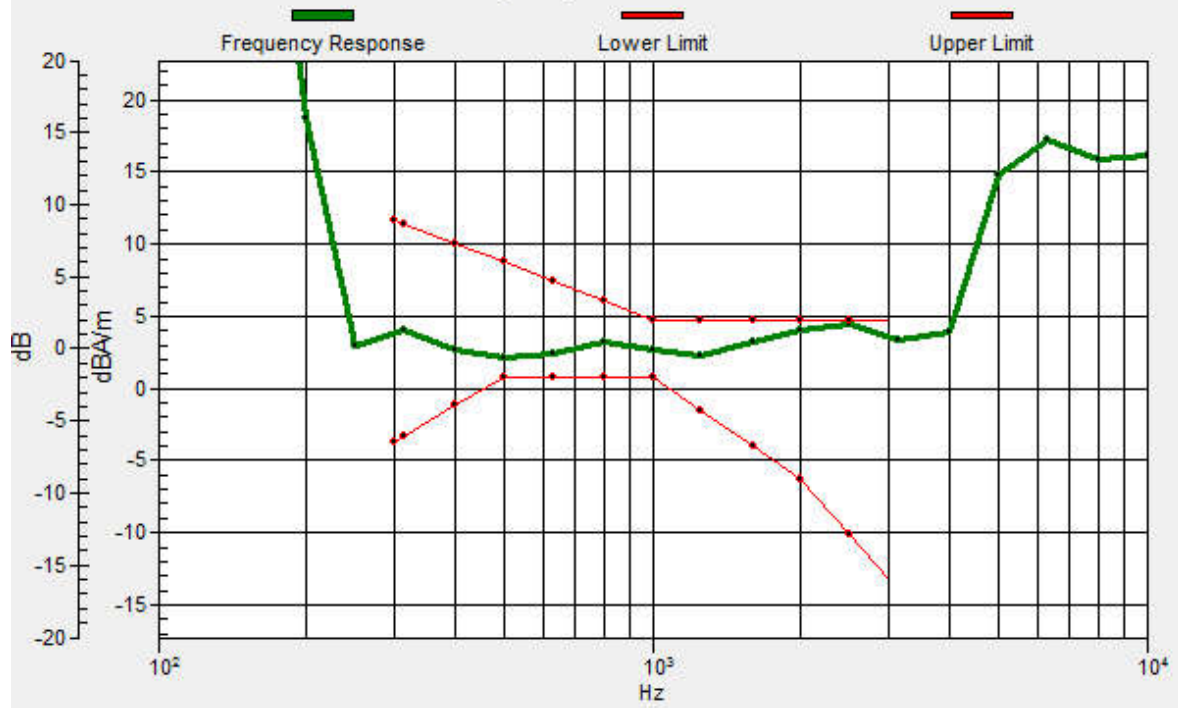
Location: 6.3, -11.3, 3.7 mm



0 dB = 79.13 = 37.97 dB

Ch661/z (axial) wideband at best S/N/ABM Freq Resp(x,y,z,f)

Loc: 6.4, -11.2, 3.7 mm Diff: 0.29dB



02_HAC T-Coil_GSM1900_Voice_Ch661_Y

Communication System: UID 0, Generic GSM (0); Frequency: 1880 MHz; Duty Cycle: 1:8.3
Medium: Air Medium parameters used: $\sigma = 0$ S/m, $\epsilon_r = 1$; $\rho = 0$ kg/m³
Ambient Temperature : 23.4 °C

DASY5 Configuration:

- Probe: AM1DV3 - 3128; ; Calibrated: 2022/7/19
- Sensor-Surface: 0mm (Fix Surface)
- Electronics: DAE4 Sn1664; Calibrated: 2022/5/30
- Phantom: HAC Test Arch with AMCC; Type: SD HAC P01 BA;
- Measurement SW: DASY52, Version 52.10 (3); SEMCAD X Version 14.6.13 (7474)


Ch661/y (transversal) 4.2mm 50 x 50/ABM Interpolated SNR(x,y,z) (121x121x1):

Interpolated grid: dx=1.000 mm, dy=1.000 mm

ABM1/ABM2 = 42.32 dB

ABM1 comp = -7.67 dBA/m

Location: 0, 4.2, 3.7 mm



0 dB = 130.6 = 42.32 dB

03_HAC T-Coil_WCDMA V_Voice_Ch4182_Z

Communication System: UID 0, UMTS (0); Frequency: 836.4 MHz; Duty Cycle: 1:1
Medium: Air Medium parameters used: $\sigma = 0$ S/m, $\epsilon_r = 1$; $\rho = 0$ kg/m³
Ambient Temperature : 23.4 °C

DASY5 Configuration:

- Probe: AM1DV3 - 3128; ; Calibrated: 2022/7/19
- Sensor-Surface: 0mm (Fix Surface)
- Electronics: DAE4 Sn1664; Calibrated: 2022/5/30
- Phantom: HAC Test Arch with AMCC; Type: SD HAC P01 BA;
- Measurement SW: DASY52, Version 52.10 (3); SEMCAD X Version 14.6.13 (7474)


Ch4182/z (axial) 4.2mm 50 x 50/ABM Interpolated SNR(x,y,z) (121x121x1):

Interpolated grid: dx=1.000 mm, dy=1.000 mm

ABM1/ABM2 = 51.73 dB

ABM1 comp = 2.31 dBA/m

Location: 4.2, -12.1, 3.7 mm



0 dB = 386.1 = 51.73 dB

Ch4182/z (axial) wideband at best S/N/ABM Freq Resp(x,y,z,f)

Loc: 4.1, -12.2, 3.7 mm Diff: 1.89dB



03_HAC T-Coil_WCDMA V_Voice_Ch4182_Y

Communication System: UID 0, UMTS (0); Frequency: 836.4 MHz; Duty Cycle: 1:1

Medium: Air Medium parameters used: $\sigma = 0 \text{ S/m}$, $\epsilon_r = 1$; $\rho = 0 \text{ kg/m}^3$

Ambient Temperature : 23.4 °C

DASY5 Configuration:

- Probe: AM1DV3 - 3128; ; Calibrated: 2022/7/19
- Sensor-Surface: 0mm (Fix Surface)
- Electronics: DAE4 Sn1664; Calibrated: 2022/5/30
- Phantom: HAC Test Arch with AMCC; Type: SD HAC P01 BA;
- Measurement SW: DASY52, Version 52.10 (3); SEMCAD X Version 14.6.13 (7474)


Ch4182/y (transversal) 4.2mm 50 x 50/ABM Interpolated SNR(x,y,z) (121x121x1):

Interpolated grid: dx=1.000 mm, dy=1.000 mm

ABM1/ABM2 = 47.58 dB

ABM1 comp = -3.28 dBA/m

Location: 1.3, -21.7, 3.7 mm



0 dB = 239.4 = 47.58 dB

04_HAC T-Coil_WCDMA IV_Voice_Ch1413_Z

Communication System: UID 0, UMTS (0); Frequency: 1732.6 MHz; Duty Cycle: 1:1
Medium: Air Medium parameters used: $\sigma = 0$ S/m, $\epsilon_r = 1$; $\rho = 0$ kg/m³
Ambient Temperature : 23.4 °C

DASY5 Configuration:

- Probe: AM1DV3 - 3128; ; Calibrated: 2022/7/19
- Sensor-Surface: 0mm (Fix Surface)
- Electronics: DAE4 Sn1664; Calibrated: 2022/5/30
- Phantom: HAC Test Arch with AMCC; Type: SD HAC P01 BA;
- Measurement SW: DASY52, Version 52.10 (3); SEMCAD X Version 14.6.13 (7474)


Ch1413/z (axial) 4.2mm 50 x 50/ABM Interpolated SNR(x,y,z) (121x121x1):

Interpolated grid: dx=1.000 mm, dy=1.000 mm

ABM1/ABM2 = 53.32 dB

ABM1 comp = 5.34 dBA/m

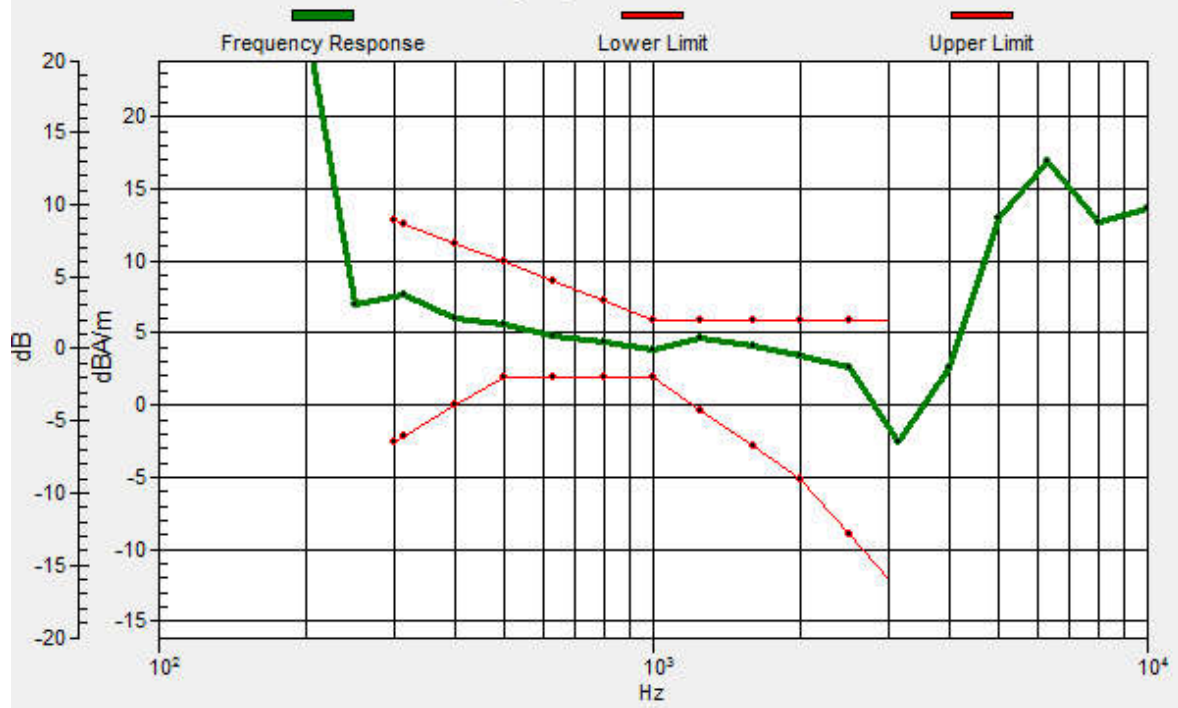
Location: 4.6, -9.6, 3.7 mm



0 dB = 463.6 = 53.32 dB

Ch1413/z (axial) wideband at best S/N/ABM Freq Resp(x,y,z,f)

Loc: 4.5, -9.4, 3.7 mm Diff: 1.31dB



04_HAC T-Coil_WCDMA IV_Voice_Ch1413_Y

Communication System: UID 0, UMTS (0); Frequency: 1732.6 MHz; Duty Cycle: 1:1
Medium: Air Medium parameters used: $\sigma = 0$ S/m, $\epsilon_r = 1$; $\rho = 0$ kg/m³
Ambient Temperature : 23.4 °C

DASY5 Configuration:

- Probe: AM1DV3 - 3128; ; Calibrated: 2022/7/19
- Sensor-Surface: 0mm (Fix Surface)
- Electronics: DAE4 Sn1664; Calibrated: 2022/5/30
- Phantom: HAC Test Arch with AMCC; Type: SD HAC P01 BA;
- Measurement SW: DASY52, Version 52.10 (3); SEMCAD X Version 14.6.13 (7474)


Ch1413/y (transversal) 4.2mm 50 x 50/ABM Interpolated SNR(x,y,z) (121x121x1):

Interpolated grid: dx=1.000 mm, dy=1.000 mm

ABM1/ABM2 = 47.49 dB

ABM1 comp = -3.27 dBA/m

Location: 1.7, -21.7, 3.7 mm



0 dB = 236.8 = 47.49 dB

05_HAC T-Coil_WCDMA II_Voice_Ch9400_Z

Communication System: UID 0, UMTS (0); Frequency: 1880 MHz; Duty Cycle: 1:1
Medium: Air Medium parameters used: $\sigma = 0$ S/m, $\epsilon_r = 1$; $\rho = 0$ kg/m³
Ambient Temperature : 23.4 °C

DASY5 Configuration:

- Probe: AM1DV3 - 3128; ; Calibrated: 2022/7/19
- Sensor-Surface: 0mm (Fix Surface)
- Electronics: DAE4 Sn1664; Calibrated: 2022/5/30
- Phantom: HAC Test Arch with AMCC; Type: SD HAC P01 BA;
- Measurement SW: DASY52, Version 52.10 (3); SEMCAD X Version 14.6.13 (7474)


Ch9400/z (axial) 4.2mm 50 x 50/ABM Interpolated SNR(x,y,z) (121x121x1):

Interpolated grid: dx=1.000 mm, dy=1.000 mm

ABM1/ABM2 = 52.99 dB

ABM1 comp = 5.14 dBA/m

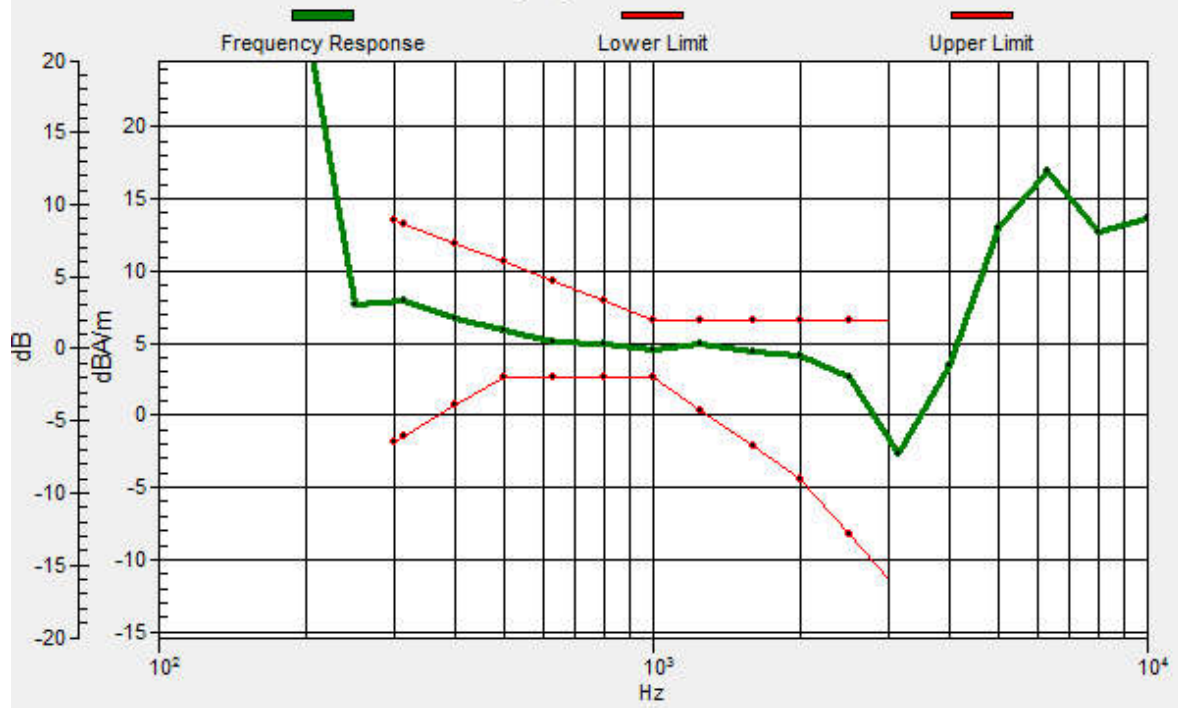
Location: 4.2, -10, 3.7 mm



0 dB = 446.1 = 52.99 dB

Ch9400/z (axial) wideband at best S/N/ABM Freq Resp(x,y,z,f)

Loc: 4.2, -10, 3.7 mm Diff: 1.68dB



05_HAC T-Coil_WCDMA II_Voice_Ch9400_Y

Communication System: UID 0, UMTS (0); Frequency: 1880 MHz; Duty Cycle: 1:1

Medium: Air Medium parameters used: $\sigma = 0 \text{ S/m}$, $\epsilon_r = 1$; $\rho = 0 \text{ kg/m}^3$

Ambient Temperature : 23.4 °C

DASY5 Configuration:

- Probe: AM1DV3 - 3128; ; Calibrated: 2022/7/19
- Sensor-Surface: 0mm (Fix Surface)
- Electronics: DAE4 Sn1664; Calibrated: 2022/5/30
- Phantom: HAC Test Arch with AMCC; Type: SD HAC P01 BA;
- Measurement SW: DASY52, Version 52.10 (3); SEMCAD X Version 14.6.13 (7474)


Ch9400/y (transversal) 4.2mm 50 x 50/ABM Interpolated SNR(x,y,z) (121x121x1):

Interpolated grid: dx=1.000 mm, dy=1.000 mm

ABM1/ABM2 = 47.74 dB

ABM1 comp = -3.24 dBA/m

Location: 1.7, -22.1, 3.7 mm



0 dB = 243.7 = 47.74 dB

06_HAC T-Coil_LTE Band 2_20M_QPSK_1RB_0Offset_Ch18900_Z

Communication System: UID 0, LTE (0); Frequency: 1880 MHz; Duty Cycle: 1:1

Medium: Air Medium parameters used: $\sigma = 0$ S/m, $\epsilon_r = 1$; $\rho = 0$ kg/m³

Ambient Temperature : 23.4 °C

DASY5 Configuration:

- Probe: AM1DV3 - 3128; ; Calibrated: 2022/7/19
- Sensor-Surface: 0mm (Fix Surface)
- Electronics: DAE4 Sn1664; Calibrated: 2022/5/30
- Phantom: HAC Test Arch with AMCC; Type: SD HAC P01 BA;
- Measurement SW: DASY52, Version 52.10 (3); SEMCAD X Version 14.6.13 (7474)


Ch18900/z (axial) 4.2mm 50 x 50/ABM Interpolated SNR(x,y,z) (121x121x1):

Interpolated grid: dx=1.000 mm, dy=1.000 mm

ABM1/ABM2 = 44.44 dB

ABM1 comp = 0.62 dBA/m

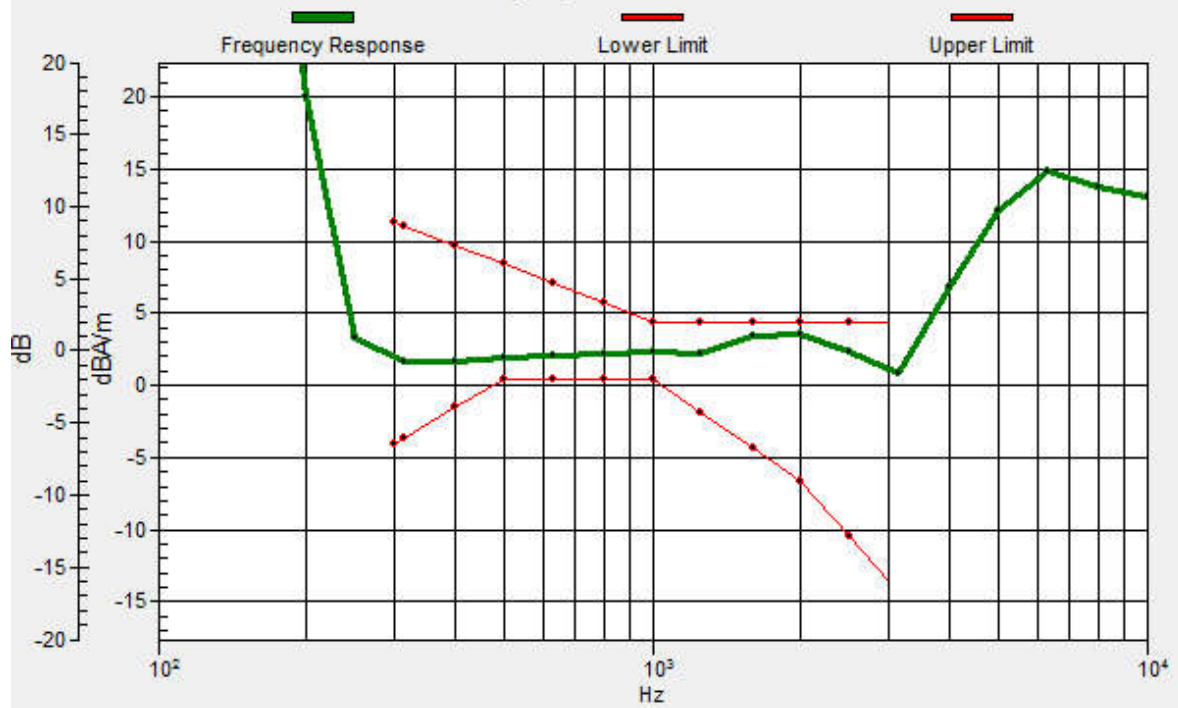
Location: 8.3, -8.8, 3.7 mm



0 dB = 166.8 = 44.44 dB

Ch18900/z (axial) wideband at best S/N/ABM Freq Resp(x,y,z,f)

Loc: 8.2, -8.8, 3.7 mm Diff: 0.91dB



06_HAC T-Coil_LTE Band 2_20M_QPSK_1RB_0Offset_Ch18900_Y

Communication System: UID 0, LTE (0); Frequency: 1880 MHz;Duty Cycle: 1:1
Medium: Air Medium parameters used: $\sigma = 0$ S/m, $\epsilon_r = 1$; $\rho = 0$ kg/m³
Ambient Temperature : 23.4 °C

DASY5 Configuration:

- Probe: AM1DV3 - 3128; ; Calibrated: 2022/7/19
- Sensor-Surface: 0mm (Fix Surface)
- Electronics: DAE4 Sn1664; Calibrated: 2022/5/30
- Phantom: HAC Test Arch with AMCC; Type: SD HAC P01 BA;
- Measurement SW: DASY52, Version 52.10 (3); SEMCAD X Version 14.6.13 (7474)


Ch18900/y (transversal) 4.2mm 50 x 50/ABM Interpolated SNR(x,y,z) (121x121x1):

Interpolated grid: dx=1.000 mm, dy=1.000 mm

ABM1/ABM2 = 40.59 dB

ABM1 comp = -8.30 dBA/m

Location: 2.5, -22.1, 3.7 mm



0 dB = 107.0 = 40.59 dB

07_HAC T-Coil_LTE Band 4_20M_QPSK_1RB_0Offset_Ch20175_Z

Communication System: UID 0, LTE (0); Frequency: 1732.5 MHz;Duty Cycle: 1:1
Medium: Air Medium parameters used: $\sigma = 0$ S/m, $\epsilon_r = 1$; $\rho = 0$ kg/m³
Ambient Temperature : 23.4 °C

DASY5 Configuration:

- Probe: AM1DV3 - 3128; ; Calibrated: 2022/7/19
- Sensor-Surface: 0mm (Fix Surface)
- Electronics: DAE4 Sn1664; Calibrated: 2022/5/30
- Phantom: HAC Test Arch with AMCC; Type: SD HAC P01 BA;
- Measurement SW: DASY52, Version 52.10 (3); SEMCAD X Version 14.6.13 (7474)


Ch20175/z (axial) 4.2mm 50 x 50/ABM Interpolated SNR(x,y,z) (121x121x1):

Interpolated grid: dx=1.000 mm, dy=1.000 mm

ABM1/ABM2 = 46.20 dB

ABM1 comp = -1.68 dBA/m

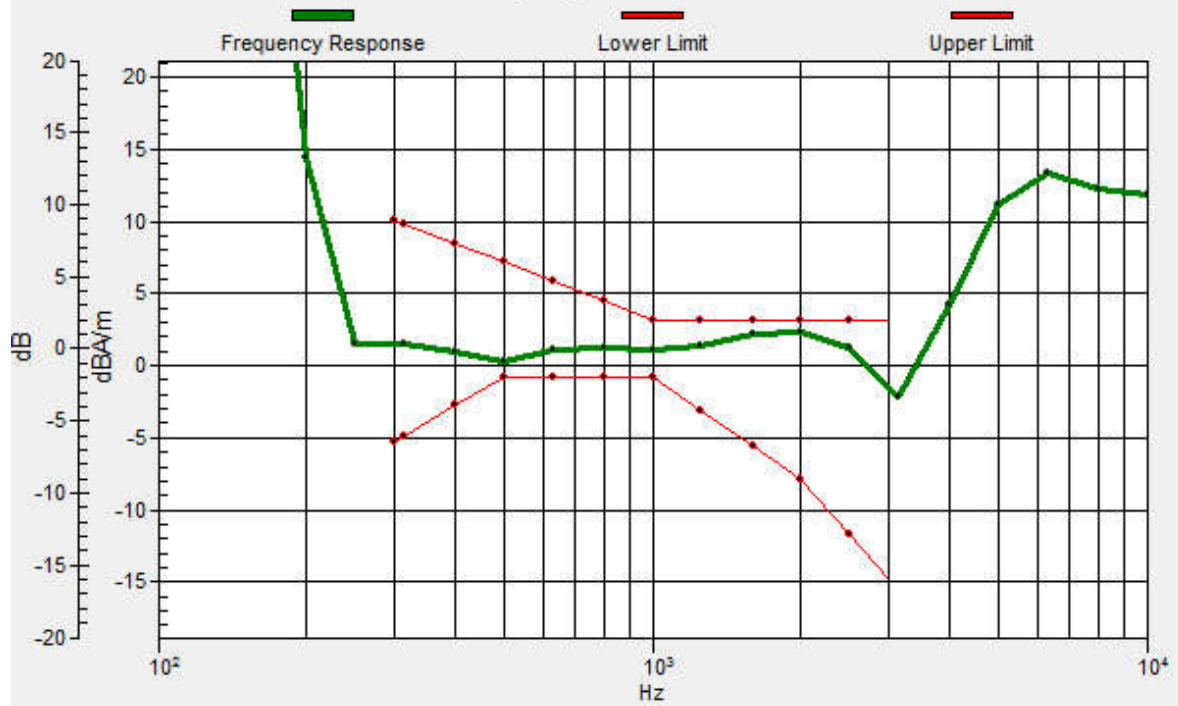
Location: 0.8, -12.1, 3.7 mm



0 dB = 204.3 = 46.21 dB

Ch20175/z (axial) wideband at best S/N/ABM Freq Resp(x,y,z,f)

Loc: 0.8, -12.2, 3.7 mm Diff: 0.8dB



07_HAC T-Coil_LTE Band 4_20M_QPSK_1RB_0Offset_Ch20175_Y

Communication System: UID 0, LTE (0); Frequency: 1732.5 MHz;Duty Cycle: 1:1

Medium: Air Medium parameters used: $\sigma = 0$ S/m, $\epsilon_r = 1$; $\rho = 0$ kg/m³

Ambient Temperature : 23.4 °C

DASY5 Configuration:

- Probe: AM1DV3 - 3128; ; Calibrated: 2022/7/19
- Sensor-Surface: 0mm (Fix Surface)
- Electronics: DAE4 Sn1664; Calibrated: 2022/5/30
- Phantom: HAC Test Arch with AMCC; Type: SD HAC P01 BA;
- Measurement SW: DASY52, Version 52.10 (3); SEMCAD X Version 14.6.13 (7474)


Ch20175/y (transversal) 4.2mm 50 x 50/ABM Interpolated SNR(x,y,z) (121x121x1):

Interpolated grid: dx=1.000 mm, dy=1.000 mm

ABM1/ABM2 = 42.09 dB

ABM1 comp = -7.68 dBA/m

Location: 2.1, -21.3, 3.7 mm



0 dB = 127.2 = 42.09 dB

08_HAC T-Coil_LTE Band 5_10M_QPSK_1RB_0Offset_Ch20525_Z

Communication System: UID 0, LTE (0); Frequency: 836.5 MHz; Duty Cycle: 1:1

Medium: Air Medium parameters used: $\sigma = 0$ S/m, $\epsilon_r = 1$; $\rho = 0$ kg/m³

Ambient Temperature : 23.4 °C

DASY5 Configuration:

- Probe: AM1DV3 - 3128; ; Calibrated: 2022/7/19
- Sensor-Surface: 0mm (Fix Surface)
- Electronics: DAE4 Sn1664; Calibrated: 2022/5/30
- Phantom: HAC Test Arch with AMCC; Type: SD HAC P01 BA;
- Measurement SW: DASY52, Version 52.10 (3); SEMCAD X Version 14.6.13 (7474)


Ch20525/z (axial) 4.2mm 50 x 50/ABM Interpolated SNR(x,y,z) (121x121x1):

Interpolated grid: dx=1.000 mm, dy=1.000 mm

ABM1/ABM2 = 47.85 dB

ABM1 comp = -0.30 dBA/m

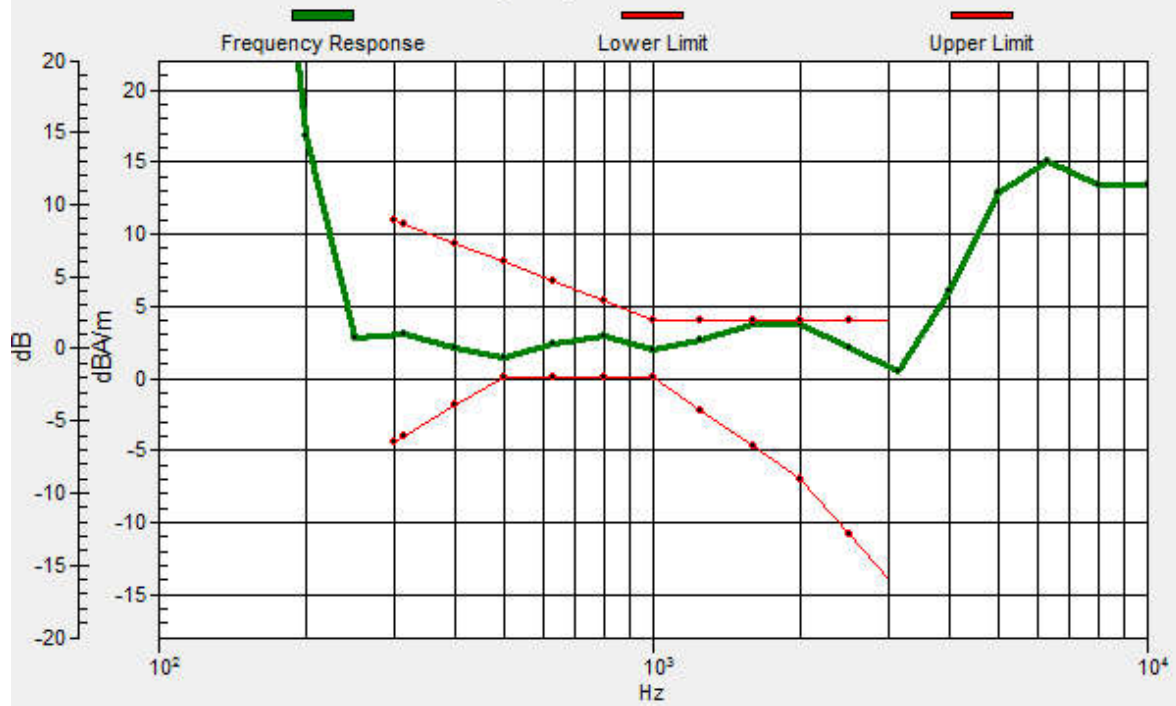
Location: 4.2, -12.5, 3.7 mm



0 dB = 246.8 = 47.85 dB

Ch20525/z (axial) wideband at best S/N/ABM Freq Resp(x,y,z,f)

Loc: 4.2, -12.5, 3.7 mm Diff: 0.29dB



08_HAC T-Coil_LTE Band 5_10M_QPSK_1RB_0Offset_Ch20525_Y

Communication System: UID 0, LTE (0); Frequency: 836.5 MHz;Duty Cycle: 1:1

Medium: Air Medium parameters used: $\sigma = 0$ S/m, $\epsilon_r = 1$; $\rho = 0$ kg/m³

Ambient Temperature : 23.4 °C

DASY5 Configuration:

- Probe: AM1DV3 - 3128; ; Calibrated: 2022/7/19
- Sensor-Surface: 0mm (Fix Surface)
- Electronics: DAE4 Sn1664; Calibrated: 2022/5/30
- Phantom: HAC Test Arch with AMCC; Type: SD HAC P01 BA;
- Measurement SW: DASY52, Version 52.10 (3); SEMCAD X Version 14.6.13 (7474)


Ch20525/y (transversal) 4.2mm 50 x 50/ABM Interpolated SNR(x,y,z) (121x121x1):

Interpolated grid: dx=1.000 mm, dy=1.000 mm

ABM1/ABM2 = 43.47 dB

ABM1 comp = -8.93 dBA/m

Location: 8.3, -25, 3.7 mm



0 dB = 149.1 = 43.47 dB

09_HAC T-Coil_LTE Band 7_20M_QPSK_1RB_0Offset_Ch21100_Z

Communication System: UID 0, LTE (0); Frequency: 2535 MHz; Duty Cycle: 1:1

Medium: Air Medium parameters used: $\sigma = 0$ S/m, $\epsilon_r = 1$; $\rho = 0$ kg/m³

Ambient Temperature : 23.4 °C

DASY5 Configuration:

- Probe: AM1DV3 - 3128; ; Calibrated: 2022/7/19
- Sensor-Surface: 0mm (Fix Surface)
- Electronics: DAE4 Sn1664; Calibrated: 2022/5/30
- Phantom: HAC Test Arch with AMCC; Type: SD HAC P01 BA;
- Measurement SW: DASY52, Version 52.10 (3); SEMCAD X Version 14.6.13 (7474)


Ch21100/z (axial) 4.2mm 50 x 50/ABM Interpolated SNR(x,y,z) (121x121x1):

Interpolated grid: dx=1.000 mm, dy=1.000 mm

ABM1/ABM2 = 49.46 dB

ABM1 comp = 0.47 dBA/m

Location: 4.2, -12.1, 3.7 mm



0 dB = 297.3 = 49.46 dB

09_HAC T-Coil_LTE Band 7_20M_QPSK_1RB_0Offset_Ch21100_Y

Communication System: UID 0, LTE (0); Frequency: 2535 MHz; Duty Cycle: 1:1
Medium: Air Medium parameters used: $\sigma = 0 \text{ S/m}$, $\epsilon_r = 1$; $\rho = 0 \text{ kg/m}^3$
Ambient Temperature : 23.4 °C

DASY5 Configuration:

- Probe: AM1DV3 - 3128; ; Calibrated: 2022/7/19
- Sensor-Surface: 0mm (Fix Surface)
- Electronics: DAE4 Sn1664; Calibrated: 2022/5/30
- Phantom: HAC Test Arch with AMCC; Type: SD HAC P01 BA;
- Measurement SW: DASY52, Version 52.10 (3); SEMCAD X Version 14.6.13 (7474)


Ch21100/y (transversal) 4.2mm 50 x 50/ABM Interpolated SNR(x,y,z) (121x121x1):

Interpolated grid: dx=1.000 mm, dy=1.000 mm

ABM1/ABM2 = 44.27 dB

ABM1 comp = -8.13 dBA/m

Location: 4.2, -20.4, 3.7 mm



0 dB = 163.5 = 44.27 dB

10_HAC T-Coil_LTE Band 41_20M_QPSK_1RB_0Offset_Ch40620_Z

Communication System: UID 0, LTE (0); Frequency: 2593 MHz; Duty Cycle: 1:1.59

Medium: Air Medium parameters used: $\sigma = 0 \text{ S/m}$, $\epsilon_r = 1$; $\rho = 0 \text{ kg/m}^3$

Ambient Temperature : 23.4 °C

DASY5 Configuration:

- Probe: AM1DV3 - 3128; ; Calibrated: 2022/7/19
- Sensor-Surface: 0mm (Fix Surface)
- Electronics: DAE4 Sn1664; Calibrated: 2022/5/30
- Phantom: HAC Test Arch with AMCC; Type: SD HAC P01 BA;
- Measurement SW: DASY52, Version 52.10 (3); SEMCAD X Version 14.6.13 (7474)


Ch40620/z (axial) 4.2mm 50 x 50/ABM Interpolated SNR(x,y,z) (121x121x1):

Interpolated grid: dx=1.000 mm, dy=1.000 mm

ABM1/ABM2 = 44.92 dB

ABM1 comp = 2.87 dBA/m

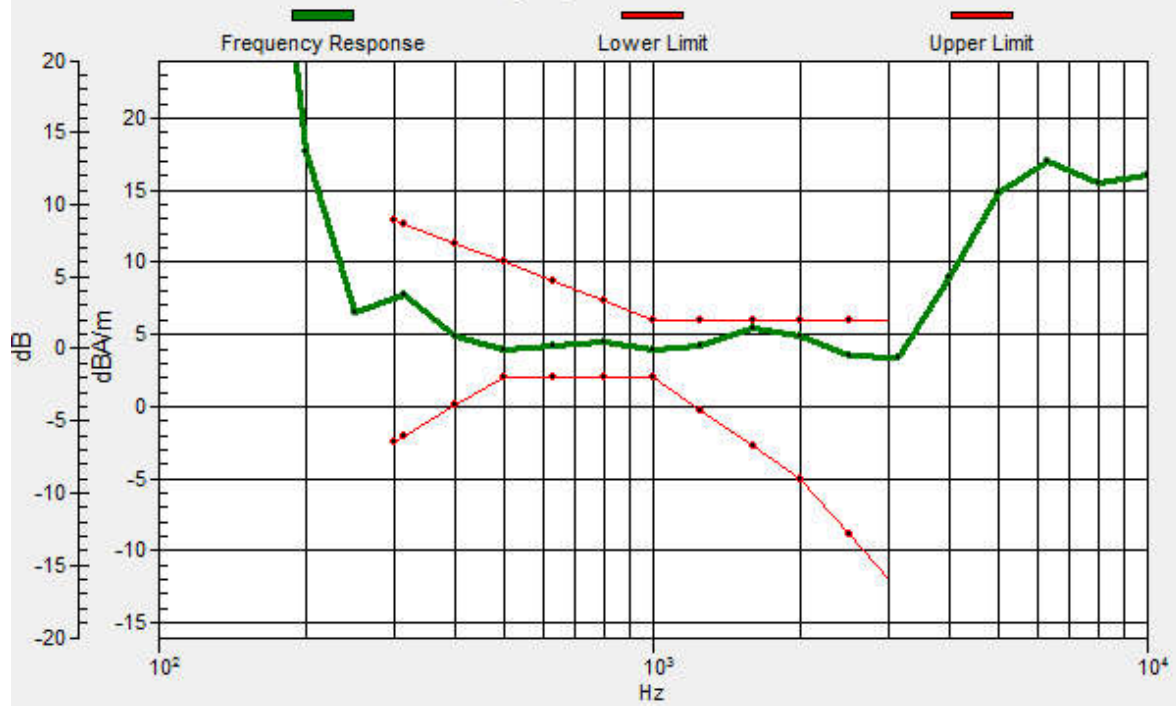
Location: 8.3, -9.6, 3.7 mm



0 dB = 176.3 = 44.93 dB

Ch40620/z (axial) wideband at best S/N/ABM Freq Resp(x,y,z,f)

Loc: 8.3, -9.6, 3.7 mm Diff: 0.56dB



10_HAC T-Coil_LTE Band 41_20M_QPSK_1RB_0Offset_Ch40620_Y


Communication System: UID 0, LTE (0); Frequency: 2593 MHz;Duty Cycle: 1:1.59
Medium: Air Medium parameters used: $\sigma = 0$ S/m, $\epsilon_r = 1$; $\rho = 0$ kg/m³
Ambient Temperature : 23.4 °C

DASY5 Configuration:

- Probe: AM1DV3 - 3128; ; Calibrated: 2022/7/19
- Sensor-Surface: 0mm (Fix Surface)
- Electronics: DAE4 Sn1664; Calibrated: 2022/5/30
- Phantom: HAC Test Arch with AMCC; Type: SD HAC P01 BA;
- Measurement SW: DASY52, Version 52.10 (3); SEMCAD X Version 14.6.13 (7474)

Ch40620/y (transversal) 4.2mm 50 x 50/ABM Interpolated SNR(x,y,z) (121x121x1):

Interpolated grid: dx=1.000 mm, dy=1.000 mm
ABM1/ABM2 = 38.73 dB
ABM1 comp = -11.94 dBA/m
Location: -2.9, -0.4, 3.7 mm



0 dB = 86.43 = 38.73 dB


11_HAC T-Coil_WLAN 2.4GHz_802.11b 1Mbps_Ch6_Z

Communication System: UID 0, WIFI (0); Frequency: 2437 MHz;Duty Cycle: 1:1
Medium: Air Medium parameters used: $\sigma = 0$ S/m, $\epsilon_r = 1$; $\rho = 0$ kg/m³
Ambient Temperature : 23.4 °C

DASY5 Configuration:

- Probe: AM1DV3 - 3128; ; Calibrated: 2022/7/19
- Sensor-Surface: 0mm (Fix Surface)
- Electronics: DAE4 Sn1664; Calibrated: 2022/5/30
- Phantom: HAC Test Arch with AMCC; Type: SD HAC P01 BA;
- Measurement SW: DASY52, Version 52.10 (3); SEMCAD X Version 14.6.13 (7474)

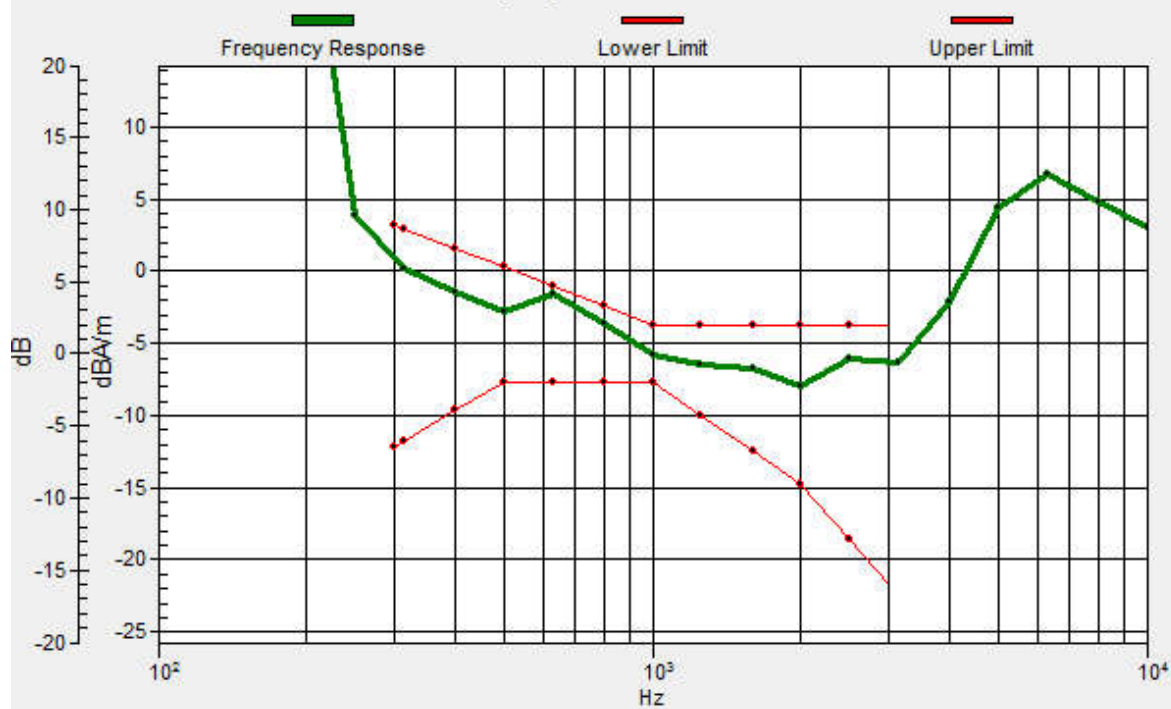
Ch6/z (axial) 4.2mm 50 x 50/ABM Interpolated SNR(x,y,z) (121x121x1): Interpolated
grid: dx=1.000 mm, dy=1.000 mm
ABM1/ABM2 = 45.28 dB
ABM1 comp = -1.95 dBA/m
Location: 7.9, -7.9, 3.7 mm



0 dB = 183.6 = 45.28 dB

Ch6/z (axial) wideband at best S/N/ABM Freq Resp(x,y,z,f)

Loc: 8, -8.1, 3.7 mm Diff: 0.51dB



11_HAC T-Coil_WLAN 2.4GHz_802.11b 1Mbps_Ch6_Y

Communication System: UID 0, WIFI (0); Frequency: 2437 MHz;Duty Cycle: 1:1
Medium: Air Medium parameters used: $\sigma = 0$ S/m, $\epsilon_r = 1$; $\rho = 0$ kg/m³
Ambient Temperature : 23.4 °C

DASY5 Configuration:

- Probe: AM1DV3 - 3128; ; Calibrated: 2022/7/19
- Sensor-Surface: 0mm (Fix Surface)
- Electronics: DAE4 Sn1664; Calibrated: 2022/5/30
- Phantom: HAC Test Arch with AMCC; Type: SD HAC P01 BA;
- Measurement SW: DASY52, Version 52.10 (3); SEMCAD X Version 14.6.13 (7474)


Ch6/y (transversal) 4.2mm 50 x 50/ABM Interpolated SNR(x,y,z) (121x121x1):

Interpolated grid: dx=1.000 mm, dy=1.000 mm

ABM1/ABM2 = 42.18 dB

ABM1 comp = -7.09 dBA/m

Location: -0.4, -25, 3.7 mm



0 dB = 128.6 = 42.18 dB

12_HAC T-Coil_WLAN 5GHz_802.11a 6Mbps_Ch40_Z

Communication System: UID 0, WIFI (0); Frequency: 5200 MHz; Duty Cycle: 1:1.026

Medium: Air Medium parameters used: $\sigma = 0$ S/m, $\epsilon_r = 1$; $\rho = 0$ kg/m³

Ambient Temperature : 23.4 °C

DASY5 Configuration:

- Probe: AM1DV3 - 3128; ; Calibrated: 2022/7/19
- Sensor-Surface: 0mm (Fix Surface)
- Electronics: DAE4 Sn1664; Calibrated: 2022/5/30
- Phantom: HAC Test Arch with AMCC; Type: SD HAC P01 BA;
- Measurement SW: DASY52, Version 52.10 (3); SEMCAD X Version 14.6.13 (7474)


Ch40/z (axial) 4.2mm 50 x 50/ABM Interpolated SNR(x,y,z) (121x121x1): Interpolated

grid: dx=1.000 mm, dy=1.000 mm

ABM1/ABM2 = 50.91 dB

ABM1 comp = 2.66 dBA/m

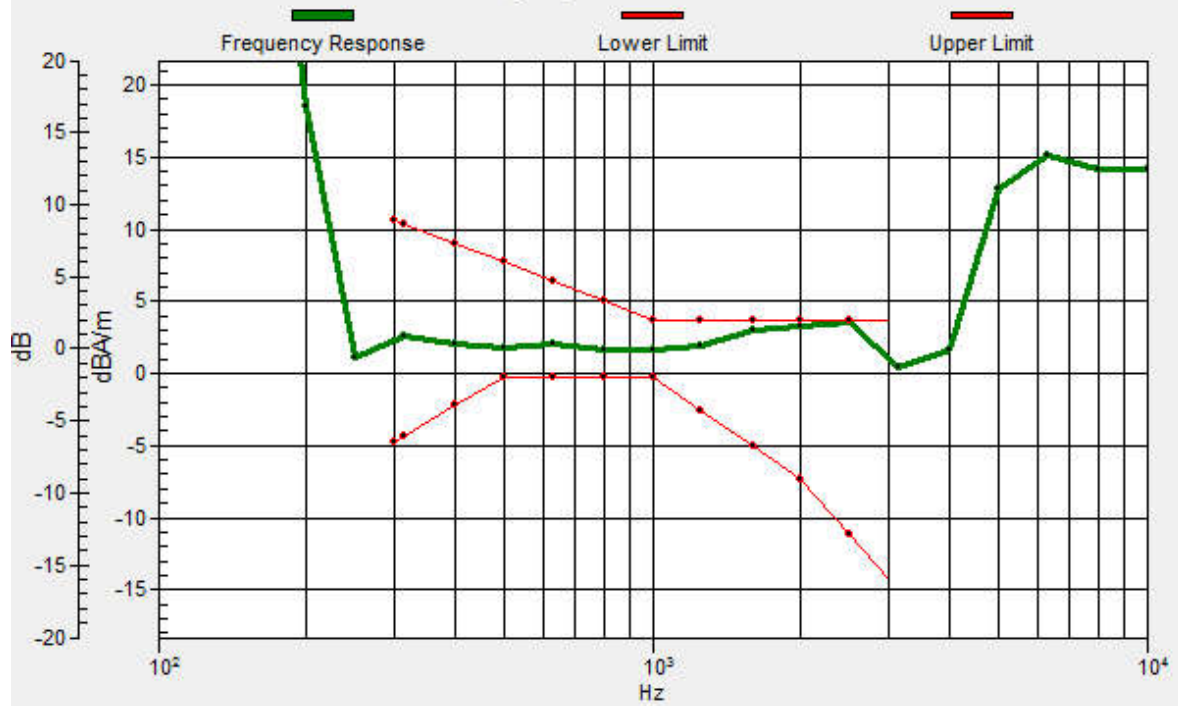
Location: 4.6, -8.8, 3.7 mm



0 dB = 351.2 = 50.91 dB

Ch40/z (axial) wideband at best S/N/ABM Freq Resp(x,y,z,f)

Loc: 4.7, -8.7, 3.7 mm Diff: 0.13dB



12_HAC T-Coil_WLAN 5GHz_802.11a 6Mbps_Ch40_Y

Communication System: UID 0, WIFI (0); Frequency: 5200 MHz;Duty Cycle: 1:1.026
Medium: Air Medium parameters used: $\sigma = 0$ S/m, $\epsilon_r = 1$; $\rho = 0$ kg/m³
Ambient Temperature : 23.4 °C

DASY5 Configuration:

- Probe: AM1DV3 - 3128; ; Calibrated: 2022/7/19
- Sensor-Surface: 0mm (Fix Surface)
- Electronics: DAE4 Sn1664; Calibrated: 2022/5/30
- Phantom: HAC Test Arch with AMCC; Type: SD HAC P01 BA;
- Measurement SW: DASY52, Version 52.10 (3); SEMCAD X Version 14.6.13 (7474)


Ch40/y (transversal) 4.2mm 50 x 50/ABM Interpolated SNR(x,y,z) (121x121x1):

Interpolated grid: dx=1.000 mm, dy=1.000 mm

ABM1/ABM2 = 50.86 dB

ABM1 comp = -3.40 dBA/m

Location: 0, -2.5, 3.7 mm




13_HAC T-Coil_WLAN 5GHz_802.11a 6Mbps_Ch56_Z

Communication System: UID 0, WIFI (0); Frequency: 5280 MHz;Duty Cycle: 1:1.026
Medium: Air Medium parameters used: $\sigma = 0$ S/m, $\epsilon_r = 1$; $\rho = 0$ kg/m³
Ambient Temperature : 23.4 °C

DASY5 Configuration:

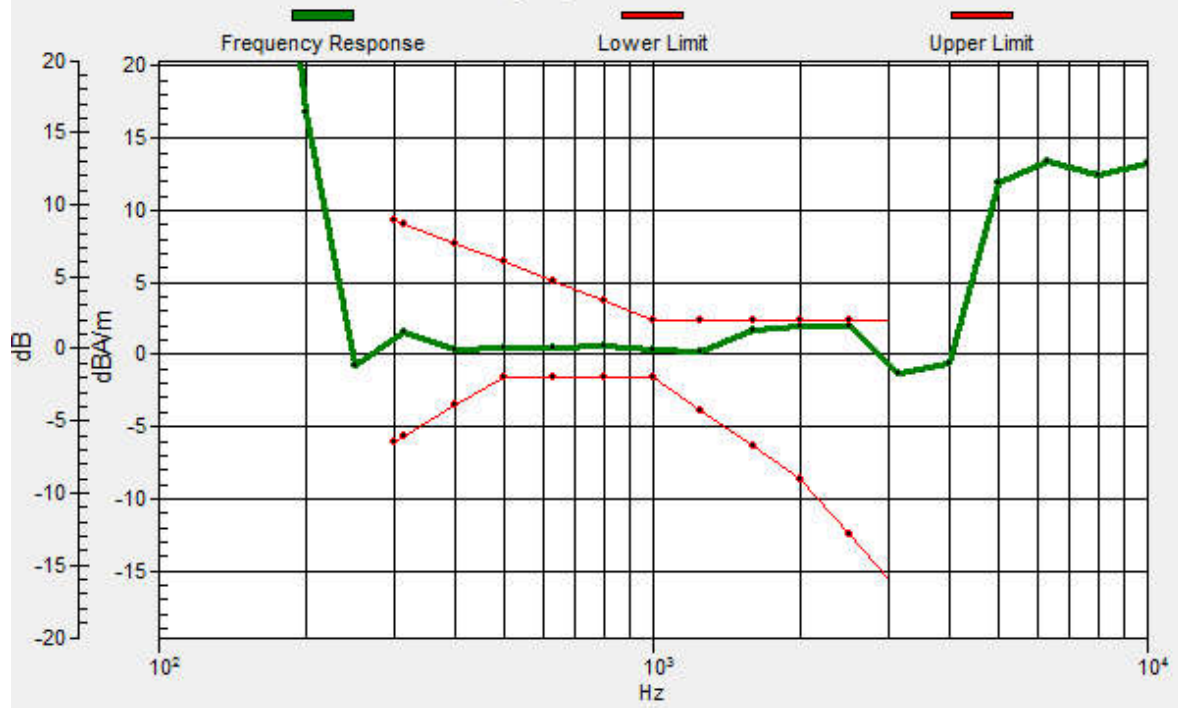
- Probe: AM1DV3 - 3128; ; Calibrated: 2022/7/19
- Sensor-Surface: 0mm (Fix Surface)
- Electronics: DAE4 Sn1664; Calibrated: 2022/5/30
- Phantom: HAC Test Arch with AMCC; Type: SD HAC P01 BA;
- Measurement SW: DASY52, Version 52.10 (3); SEMCAD X Version 14.6.13 (7474)

Ch56/z (axial) 4.2mm 50 x 50/ABM Interpolated SNR(x,y,z) (121x121x1): Interpolated
grid: dx=1.000 mm, dy=1.000 mm
ABM1/ABM2 = 51.49 dB
ABM1 comp = 2.86 dBA/m
Location: 7.5, -8.8, 3.7 mm



Ch56/z (axial) wideband at best S/N/ABM Freq Resp(x,y,z,f)

Loc: 7.5, -8.6, 3.7 mm Diff: 0.38dB



13_HAC T-Coil_WLAN 5GHz_802.11a 6Mbps_Ch56_Y

Communication System: UID 0, WIFI (0); Frequency: 5280 MHz;Duty Cycle: 1:1.026
Medium: Air Medium parameters used: $\sigma = 0$ S/m, $\epsilon_r = 1$; $\rho = 0$ kg/m³
Ambient Temperature : 23.4 °C

DASY5 Configuration:

- Probe: AM1DV3 - 3128; ; Calibrated: 2022/7/19
- Sensor-Surface: 0mm (Fix Surface)
- Electronics: DAE4 Sn1664; Calibrated: 2022/5/30
- Phantom: HAC Test Arch with AMCC; Type: SD HAC P01 BA;
- Measurement SW: DASY52, Version 52.10 (3); SEMCAD X Version 14.6.13 (7474)


Ch56/y (transversal) 4.2mm 50 x 50/ABM Interpolated SNR(x,y,z) (121x121x1):

Interpolated grid: dx=1.000 mm, dy=1.000 mm

ABM1/ABM2 = 49.74 dB

ABM1 comp = -4.82 dBA/m

Location: 0.4, -2.5, 3.7 mm



0 dB = 307.0 = 49.74 dB

14_HAC T-Coil_WLAN 5GHz_802.11a 6Mbps_Ch116_Z

Communication System: UID 0, WIFI (0); Frequency: 5580 MHz;Duty Cycle: 1:1.026
Medium: Air Medium parameters used: $\sigma = 0$ S/m, $\epsilon_r = 1$; $\rho = 0$ kg/m³
Ambient Temperature : 23.4 °C

DASY5 Configuration:

- Probe: AM1DV3 - 3128; ; Calibrated: 2022/7/19
- Sensor-Surface: 0mm (Fix Surface)
- Electronics: DAE4 Sn1664; Calibrated: 2022/5/30
- Phantom: HAC Test Arch with AMCC; Type: SD HAC P01 BA;
- Measurement SW: DASY52, Version 52.10 (3); SEMCAD X Version 14.6.13 (7474)

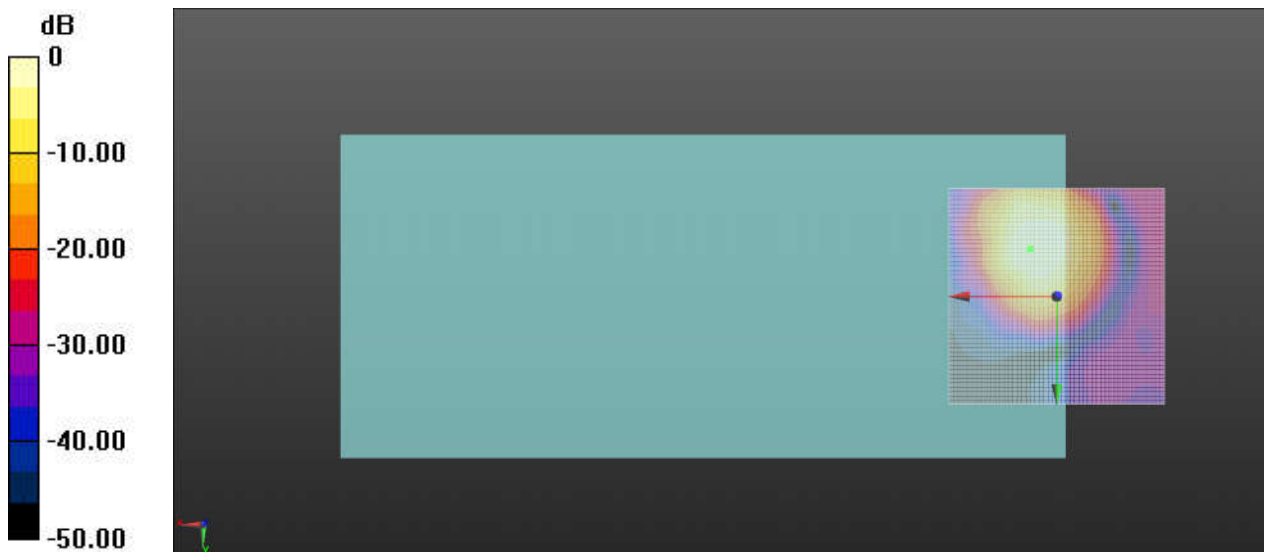
Ch116/z (axial) 4.2mm 50 x 50/ABM Interpolated SNR(x,y,z) (121x121x1):

Interpolated grid: dx=1.000 mm, dy=1.000 mm

ABM1/ABM2 = 48.43 dB

ABM1 comp = 3.19 dBA/m

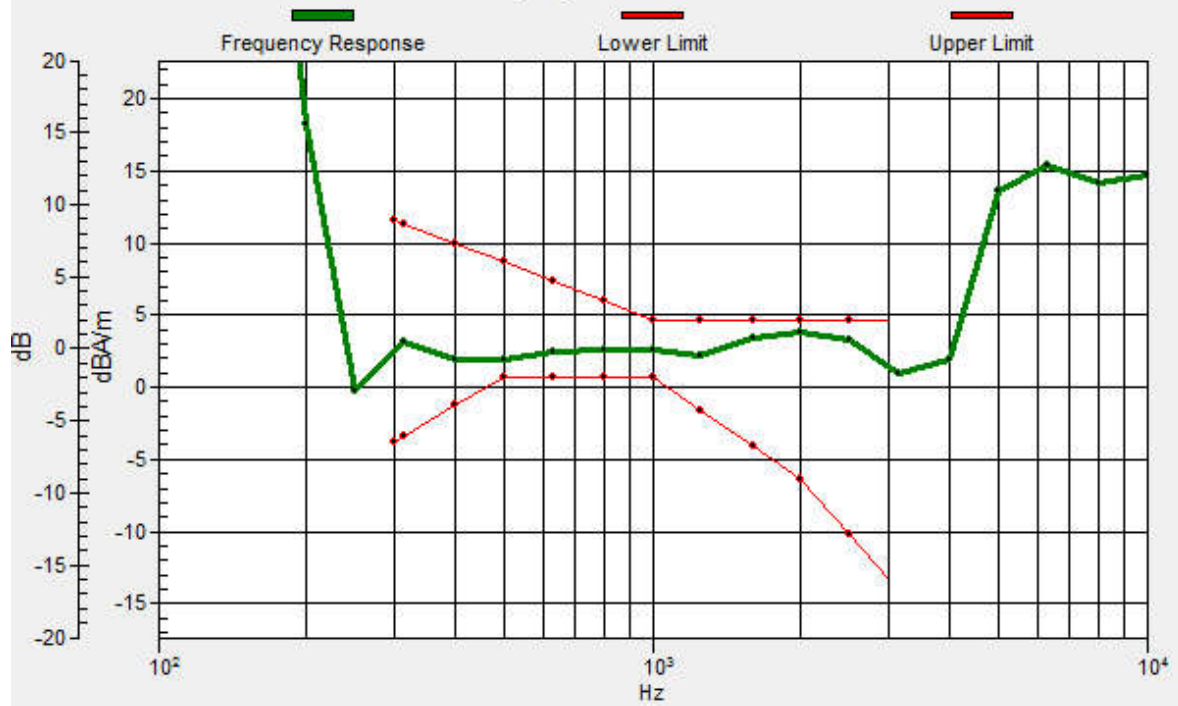
Location: 6.3, -10.8, 3.7 mm



0 dB = 263.8 = 48.43 dB

Ch116/z (axial) wideband at best S/N/ABM Freq Resp(x,y,z,f)

Loc: 6.1, -11, 3.7 mm Diff: 0.81dB



14_HAC T-Coil_WLAN 5GHz_802.11a 6Mbps_Ch116_Y

Communication System: UID 0, WIFI (0); Frequency: 5580 MHz; Duty Cycle: 1:1.026

Medium: Air Medium parameters used: $\sigma = 0$ S/m, $\epsilon_r = 1$; $\rho = 0$ kg/m³

Ambient Temperature : 23.4 °C

DASY5 Configuration:

- Probe: AM1DV3 - 3128; ; Calibrated: 2022/7/19
- Sensor-Surface: 0mm (Fix Surface)
- Electronics: DAE4 Sn1664; Calibrated: 2022/5/30
- Phantom: HAC Test Arch with AMCC; Type: SD HAC P01 BA;
- Measurement SW: DASY52, Version 52.10 (3); SEMCAD X Version 14.6.13 (7474)


Ch116/y (transversal) 4.2mm 50 x 50/ABM Interpolated SNR(x,y,z) (121x121x1):

Interpolated grid: dx=1.000 mm, dy=1.000 mm

ABM1/ABM2 = 47.93 dB

ABM1 comp = -3.22 dBA/m

Location: 0, -22.5, 3.7 mm



15_HAC T-Coil_WLAN 5GHz_802.11a 6Mbps_Ch157_Z

Communication System: UID 0, WIFI (0); Frequency: 5785 MHz;Duty Cycle: 1:1.026
Medium: Air Medium parameters used: $\sigma = 0$ S/m, $\epsilon_r = 1$; $\rho = 0$ kg/m³
Ambient Temperature : 23.4 °C

DASY5 Configuration:

- Probe: AM1DV3 - 3128; ; Calibrated: 2022/7/19
- Sensor-Surface: 0mm (Fix Surface)
- Electronics: DAE4 Sn1664; Calibrated: 2022/5/30
- Phantom: HAC Test Arch with AMCC; Type: SD HAC P01 BA;
- Measurement SW: DASY52, Version 52.10 (3); SEMCAD X Version 14.6.13 (7474)

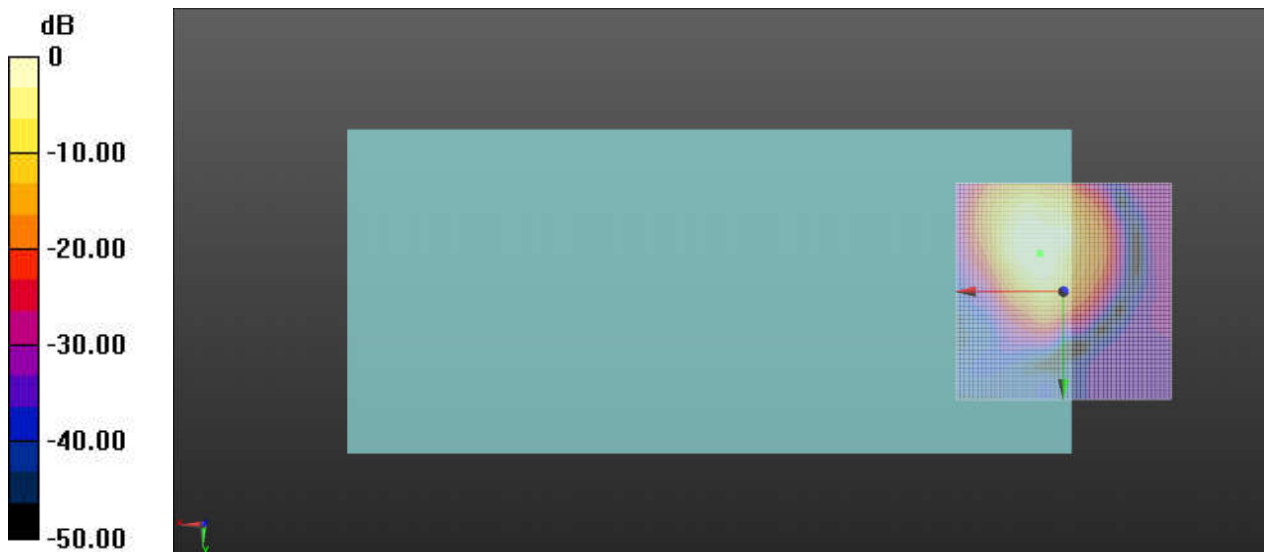
Ch157/z (axial) 4.2mm 50 x 50/ABM Interpolated SNR(x,y,z) (121x121x1):

Interpolated grid: dx=1.000 mm, dy=1.000 mm

ABM1/ABM2 = 50.93 dB

ABM1 comp = 1.68 dBA/m

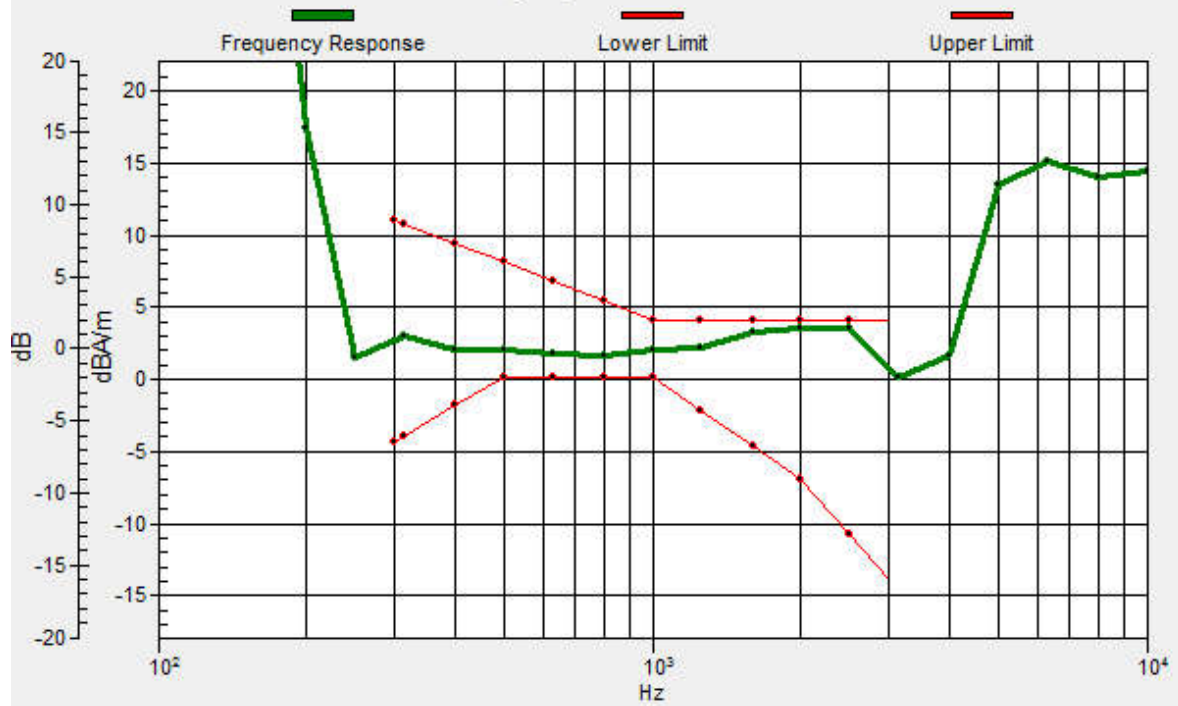
Location: 5.4, -8.8, 3.7 mm



0 dB = 351.9 = 50.93 dB

Ch157/z (axial) wideband at best S/N/ABM Freq Resp(x,y,z,f)

Loc: 5.6, -8.9, 3.7 mm Diff: 0.54dB



15_HAC T-Coil_WLAN 5GHz_802.11a 6Mbps_Ch157_Y

Communication System: UID 0, WIFI (0); Frequency: 5785 MHz;Duty Cycle: 1:1.026
Medium: Air Medium parameters used: $\sigma = 0$ S/m, $\epsilon_r = 1$; $\rho = 0$ kg/m³
Ambient Temperature : 23.4 °C

DASY5 Configuration:

- Probe: AM1DV3 - 3128; ; Calibrated: 2022/7/19
- Sensor-Surface: 0mm (Fix Surface)
- Electronics: DAE4 Sn1664; Calibrated: 2022/5/30
- Phantom: HAC Test Arch with AMCC; Type: SD HAC P01 BA;
- Measurement SW: DASY52, Version 52.10 (3); SEMCAD X Version 14.6.13 (7474)

Ch157/y (transversal) 4.2mm 50 x 50/ABM Interpolated SNR(x,y,z) (121x121x1):

Interpolated grid: dx=1.000 mm, dy=1.000 mm

ABM1/ABM2 = 49.45 dB

ABM1 comp = -2.34 dBA/m

Location: 0, -21.3, 3.7 mm

