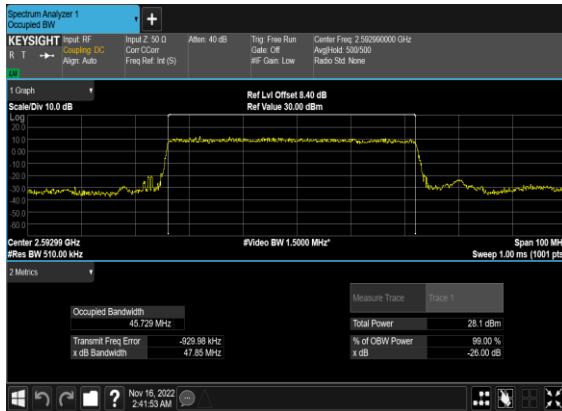
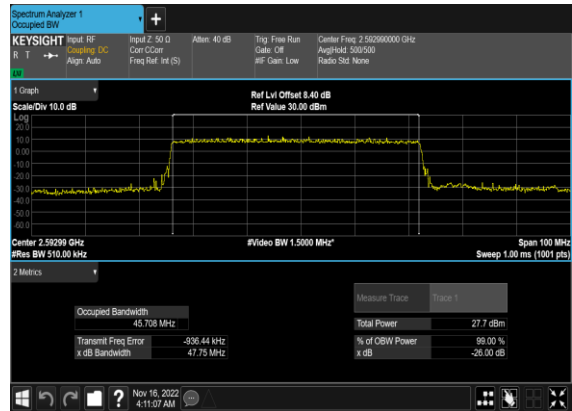


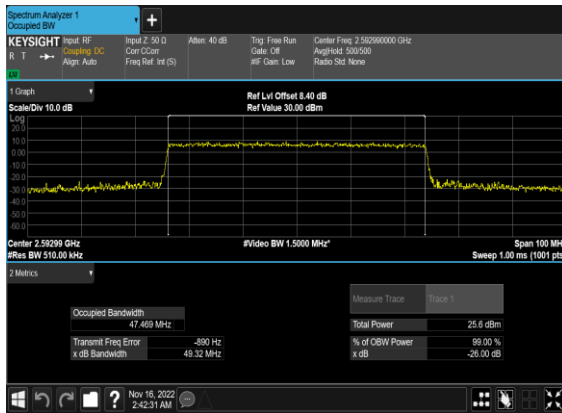
N41(50M)_DFT-s-OFDM_PI_2-BPSK_Outer_Full_Mid_CH



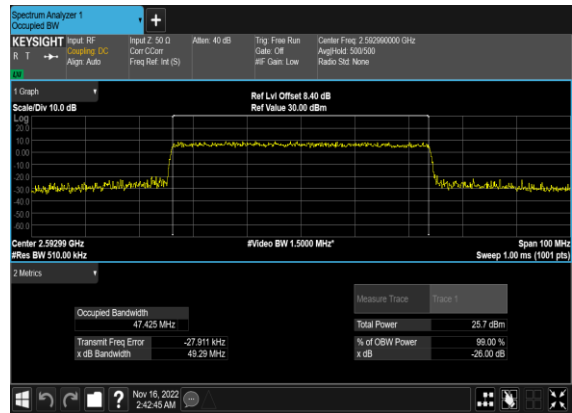
N41(50M)_DFT-s-OFDM_QPSK_Outer_Full_Mid_CH



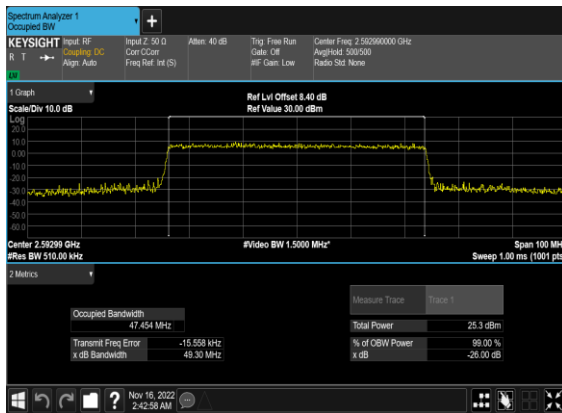
N41(50M)_CP-OFDM_QPSK_Outer_Full_Mid_CH



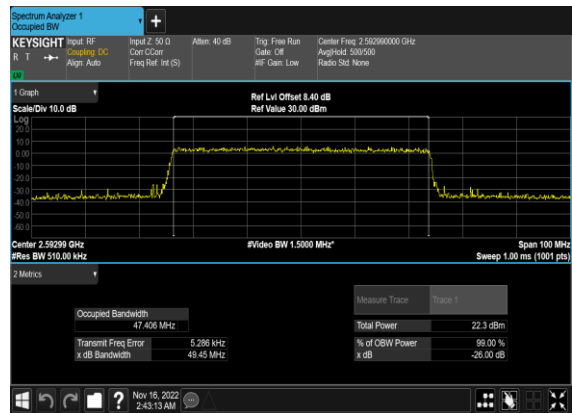
N41(50M)_CP-OFDM_16QAM_Outer_Full_Mid_CH



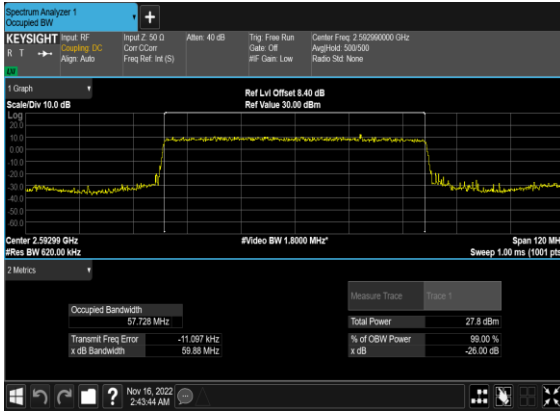
N41(50M)_CP-OFDM_64QAM_Outer_Full_Mid_CH



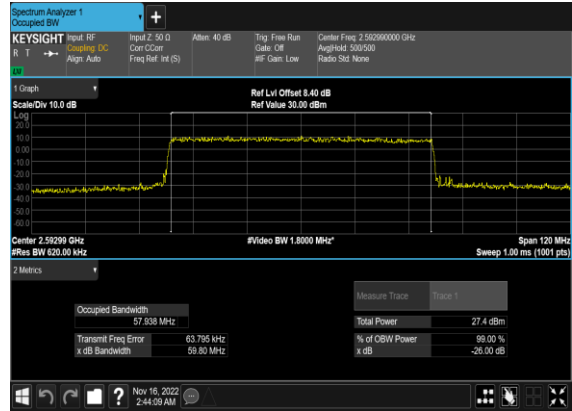
N41(50M)_CP-OFDM_256QAM_Outer_Full_Mid_CH



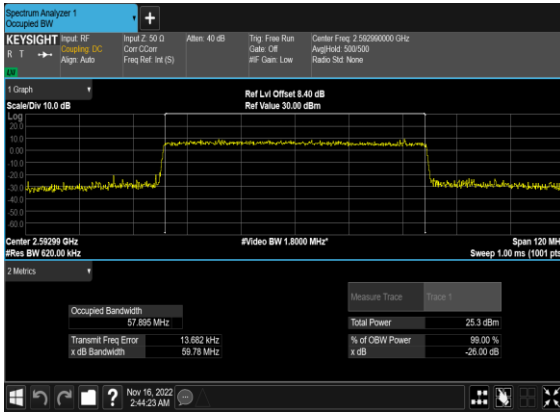
N41(60M)_DFT-s-OFDM_PI_2-BPSK_Outer_Full_Mid_CH



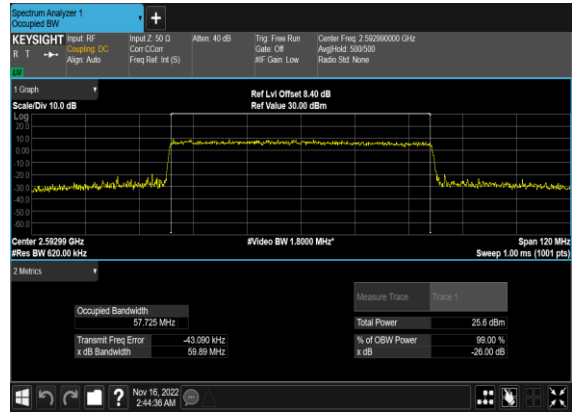
N41(60M)_DFT-s-OFDM_QPSK_Outer_Full_Mid_CH



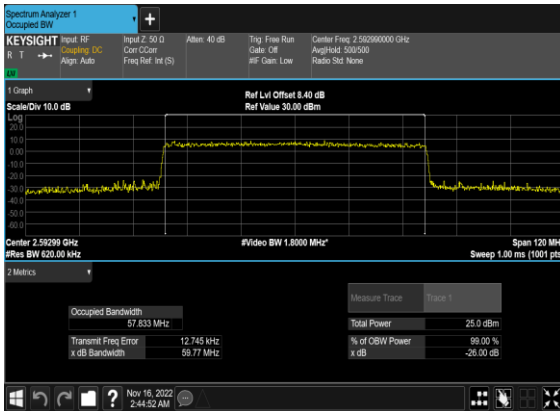
N41(60M)_CP-OFDM_QPSK_Outer_Full_Mid_CH



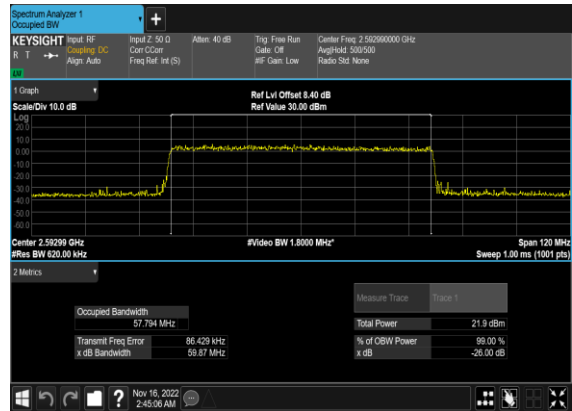
N41(60M)_CP-OFDM_16QAM_Outer_Full_Mid_CH



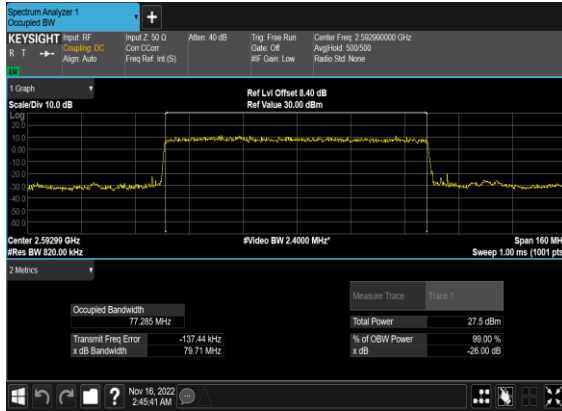
N41(60M)_CP-OFDM_64QAM_Outer_Full_Mid_CH



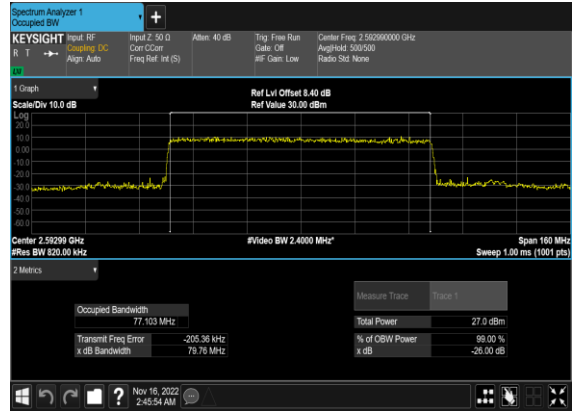
N41(60M)_CP-OFDM_256QAM_Outer_Full_Mid_CH



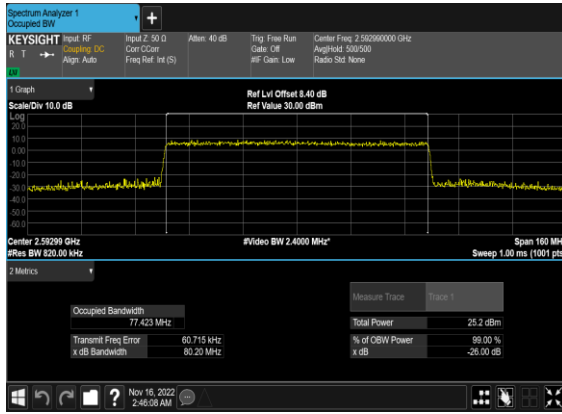
N41(80M)_DFT-s-OFDM_PI_2-BPSK_Outer_Full_Mid_CH



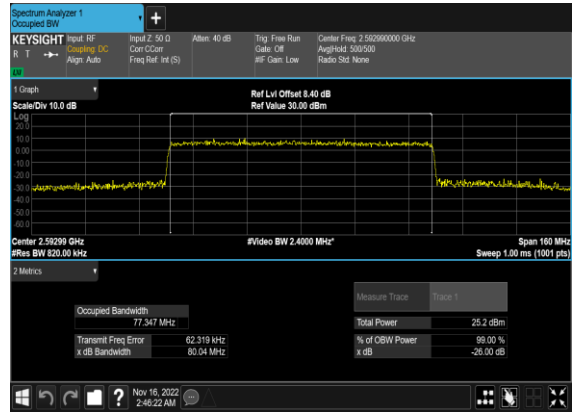
N41(80M)_DFT-s-OFDM_QPSK_Outer_Full_Mid_CH



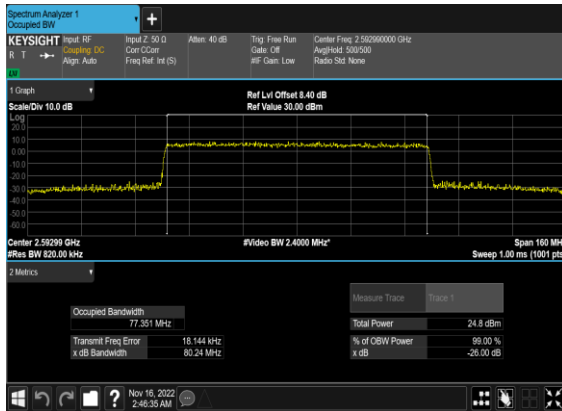
N41(80M)_CP-OFDM_QPSK_Outer_Full_Mid_CH



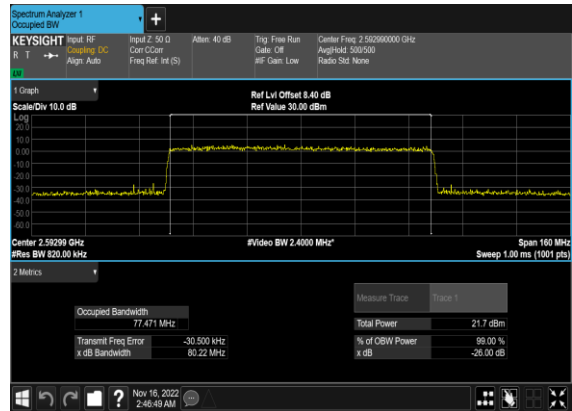
N41(80M)_CP-OFDM_16QAM_Outer_Full_Mid_CH



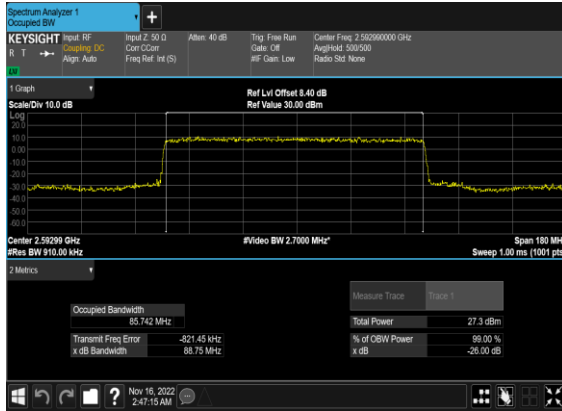
N41(80M)_CP-OFDM_64QAM_Outer_Full_Mid_CH



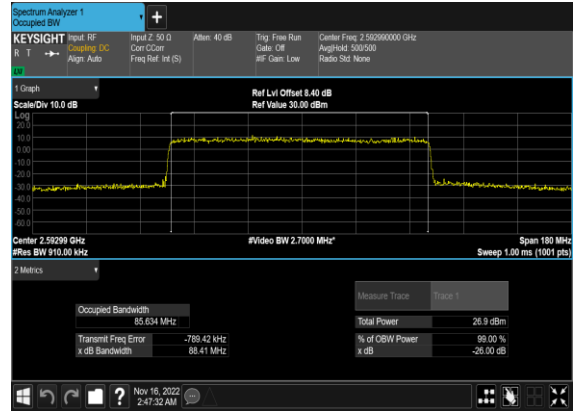
N41(80M)_CP-OFDM_256QAM_Outer_Full_Mid_CH



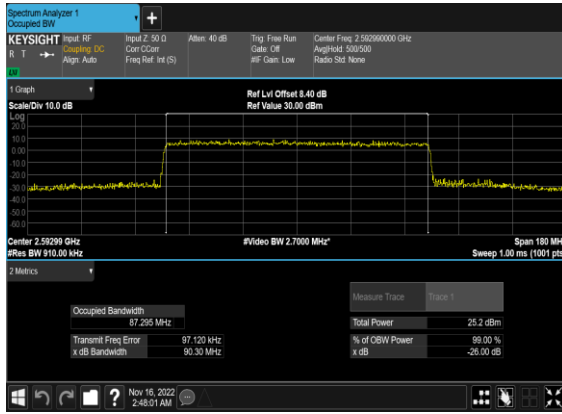
N41(90M)_DFT-s-OFDM_PI_2-
BPSK_Outer_Full_Mid_CH



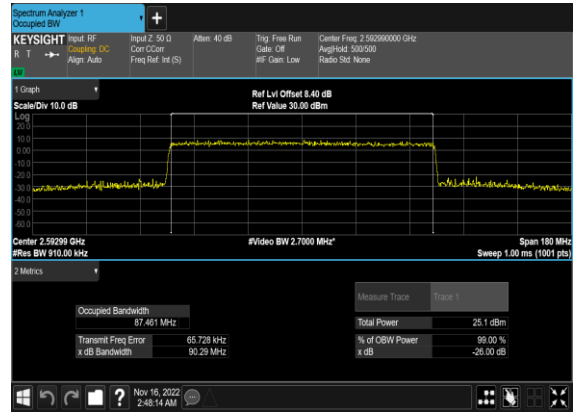
N41(90M)_DFT-s-
OFDM_QPSK_Outer_Full_Mid_CH



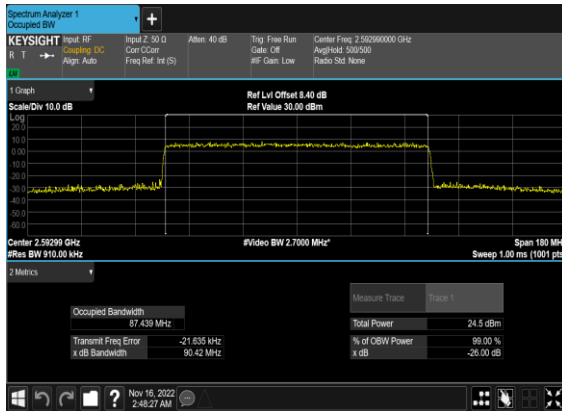
N41(90M)_CP-
OFDM_QPSK_Outer_Full_Mid_CH



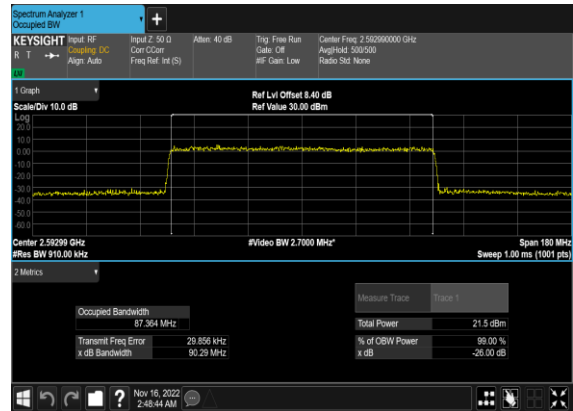
N41(90M)_CP-OFDM_16
QAM_Outer_Full_Mid_CH



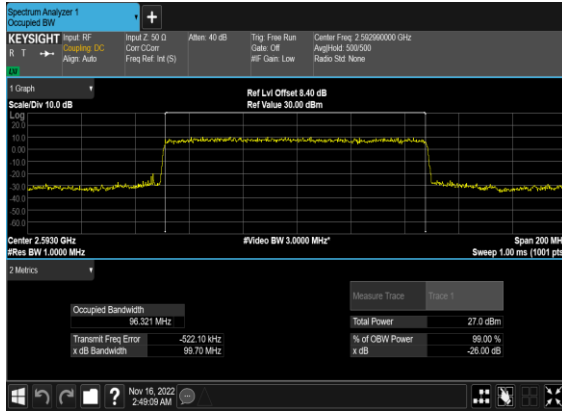
N41(90M)_CP-OFDM_64
QAM_Outer_Full_Mid_CH



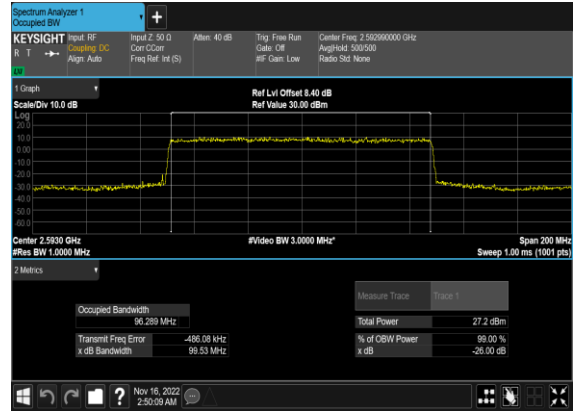
N41(90M)_CP-OFDM_256
QAM_Outer_Full_Mid_CH



N41(100M)_DFT-s-OFDM_PI_2- BPSK_Outer_Full_Mid_CH



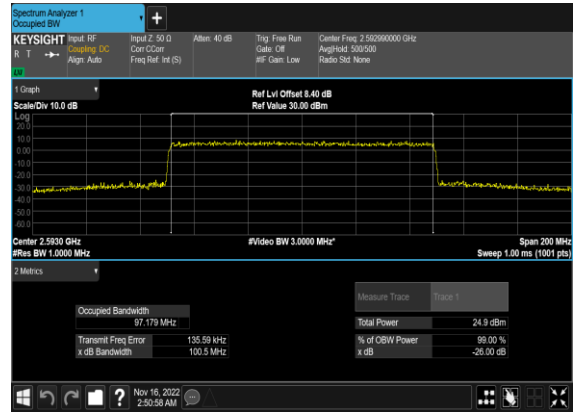
N41(100M)_DFT-s- OFDM_QPSK_Outer_Full_Mid_CH



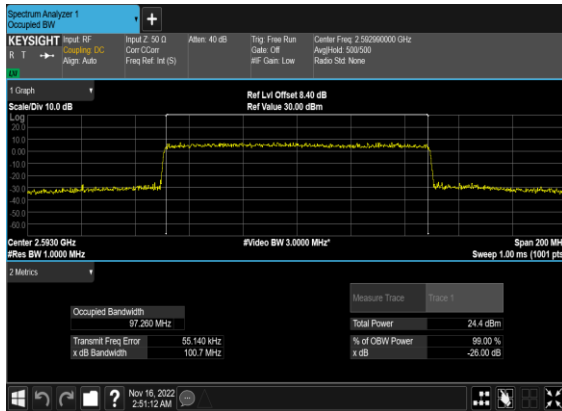
N41(100M)_CP- OFDM_QPSK_Outer_Full_Mid_CH



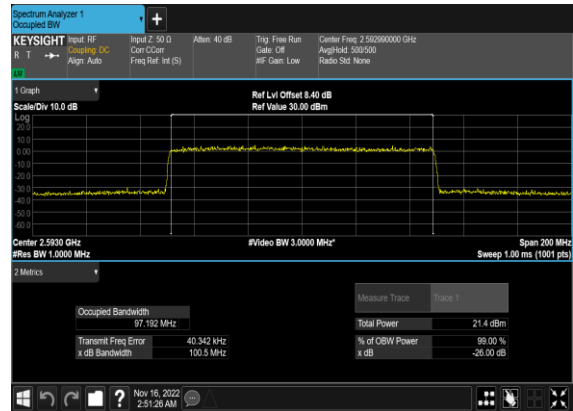
N41(100M)_CP-OFDM_16 QAM_Outer_Full_Mid_CH



N41(100M)_CP-OFDM_64 QAM_Outer_Full_Mid_CH



N41(100M)_CP-OFDM_256 QAM_Outer_Full_Mid_CH



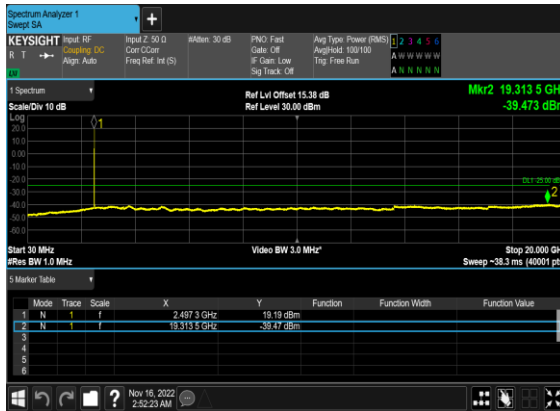
Conducted Spurious Emissions

NR Band	SCS (kHz)	Bandwidth (MHz)	Arfcn	Freq (MHz)	Modulation	RB	Result	Verdict
41	30	10	500202	2501.01	DFT-s-OFDM BPSK	1@0	see graph	---
41	30	10	500202	2501.01	DFT-s-OFDM BPSK	1@0	see graph	PASS
41	30	10	500202	2501.01	DFT-s-OFDM BPSK	1@0	see graph	PASS
41	30	10	500202	2501.01	DFT-s-OFDM QPSK	1@0	see graph	---
41	30	10	500202	2501.01	DFT-s-OFDM QPSK	1@0	see graph	PASS
41	30	10	500202	2501.01	DFT-s-OFDM QPSK	1@0	see graph	PASS
41	30	10	518598	2592.99	DFT-s-OFDM BPSK	1@0	see graph	---
41	30	10	518598	2592.99	DFT-s-OFDM BPSK	1@0	see graph	PASS
41	30	10	518598	2592.99	DFT-s-OFDM BPSK	1@0	see graph	PASS
41	30	10	518598	2592.99	DFT-s-OFDM QPSK	1@0	see graph	---
41	30	10	518598	2592.99	DFT-s-OFDM QPSK	1@0	see graph	PASS
41	30	10	518598	2592.99	DFT-s-OFDM QPSK	1@0	see graph	PASS
41	30	10	537000	2685.0	DFT-s-OFDM BPSK	1@0	see graph	---
41	30	10	537000	2685.0	DFT-s-OFDM BPSK	1@0	see graph	PASS
41	30	10	537000	2685.0	DFT-s-OFDM BPSK	1@0	see graph	PASS
41	30	10	537000	2685.0	DFT-s-OFDM QPSK	1@0	see graph	---
41	30	10	537000	2685.0	DFT-s-OFDM QPSK	1@0	see graph	PASS
41	30	10	537000	2685.0	DFT-s-OFDM QPSK	1@0	see graph	PASS
41	30	50	504204	2521.02	DFT-s-OFDM BPSK	1@0	see graph	---
41	30	50	504204	2521.02	DFT-s-OFDM BPSK	1@0	see graph	PASS
41	30	50	504204	2521.02	DFT-s-OFDM BPSK	1@0	see graph	PASS
41	30	50	504204	2521.02	DFT-s-OFDM QPSK	1@0	see graph	---

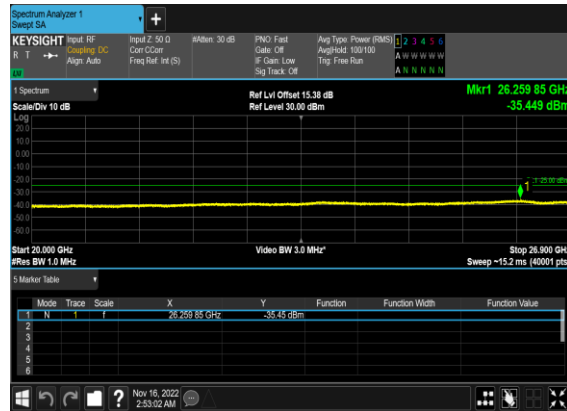
41	30	50	504204	2521.02	DFT-s-OFDM QPSK	1@0	see graph	PASS
41	30	50	504204	2521.02	DFT-s-OFDM QPSK	1@0	see graph	PASS
41	30	50	518598	2592.99	DFT-s-OFDM BPSK	1@0	see graph	---
41	30	50	518598	2592.99	DFT-s-OFDM BPSK	1@0	see graph	PASS
41	30	50	518598	2592.99	DFT-s-OFDM BPSK	1@0	see graph	PASS
41	30	50	518598	2592.99	DFT-s-OFDM QPSK	1@0	see graph	---
41	30	50	518598	2592.99	DFT-s-OFDM QPSK	1@0	see graph	PASS
41	30	50	518598	2592.99	DFT-s-OFDM QPSK	1@0	see graph	PASS
41	30	50	532998	2664.99	DFT-s-OFDM BPSK	1@0	see graph	---
41	30	50	532998	2664.99	DFT-s-OFDM BPSK	1@0	see graph	PASS
41	30	50	532998	2664.99	DFT-s-OFDM BPSK	1@0	see graph	PASS
41	30	50	532998	2664.99	DFT-s-OFDM QPSK	1@0	see graph	---
41	30	50	532998	2664.99	DFT-s-OFDM QPSK	1@0	see graph	PASS
41	30	50	532998	2664.99	DFT-s-OFDM QPSK	1@0	see graph	PASS
41	30	100	509202	2546.01	DFT-s-OFDM BPSK	1@0	see graph	---
41	30	100	509202	2546.01	DFT-s-OFDM BPSK	1@0	see graph	PASS
41	30	100	509202	2546.01	DFT-s-OFDM BPSK	1@0	see graph	PASS
41	30	100	509202	2546.01	DFT-s-OFDM QPSK	1@0	see graph	---
41	30	100	509202	2546.01	DFT-s-OFDM QPSK	1@0	see graph	PASS
41	30	100	509202	2546.01	DFT-s-OFDM QPSK	1@0	see graph	PASS
41	30	100	518598	2592.99	DFT-s-OFDM BPSK	1@0	see graph	---
41	30	100	518598	2592.99	DFT-s-OFDM BPSK	1@0	see graph	PASS
41	30	100	518598	2592.99	DFT-s-OFDM BPSK	1@0	see graph	PASS
41	30	100	518598	2592.99	DFT-s-OFDM QPSK	1@0	see graph	---

41	30	100	518598	2592.99	DFT-s-OFDM QPSK	1@0	see graph	PASS
41	30	100	518598	2592.99	DFT-s-OFDM QPSK	1@0	see graph	PASS
41	30	100	528000	2640.0	DFT-s-OFDM BPSK	1@0	see graph	---
41	30	100	528000	2640.0	DFT-s-OFDM BPSK	1@0	see graph	PASS
41	30	100	528000	2640.0	DFT-s-OFDM BPSK	1@0	see graph	PASS
41	30	100	528000	2640.0	DFT-s-OFDM QPSK	1@0	see graph	---
41	30	100	528000	2640.0	DFT-s-OFDM QPSK	1@0	see graph	PASS
41	30	100	528000	2640.0	DFT-s-OFDM QPSK	1@0	see graph	PASS

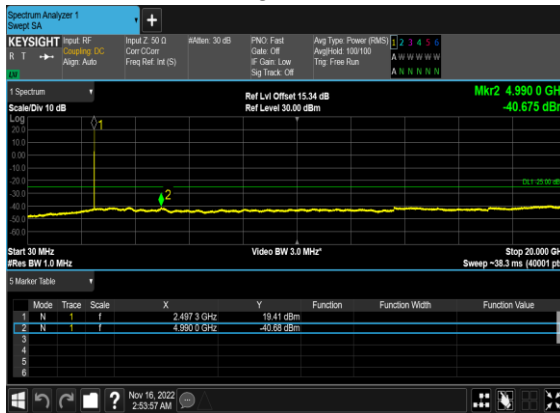
N41(10M)_DFT-s-OFDM_BPSK_Edge_1RB_Left_Low_CH



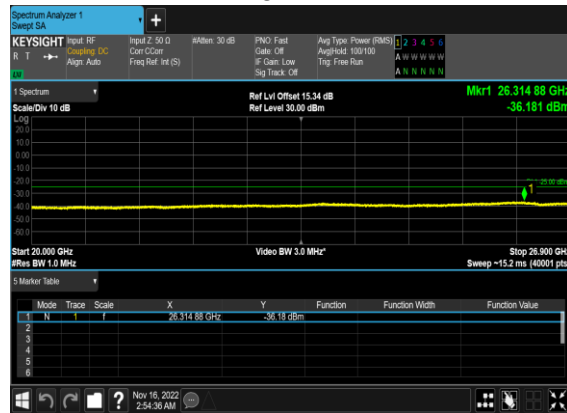
N41(10M)_DFT-s-OFDM_BPSK_Edge_1RB_Left_Low_CH



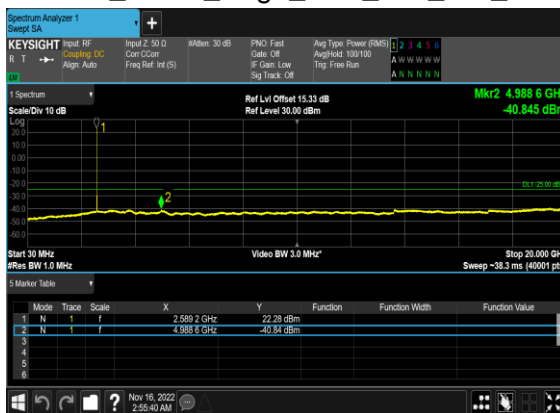
N41(10M)_DFT-s-OFDM_QPSK_Edge_1RB_Left_Low_CH



N41(10M)_DFT-s-OFDM_QPSK_Edge_1RB_Left_Low_CH



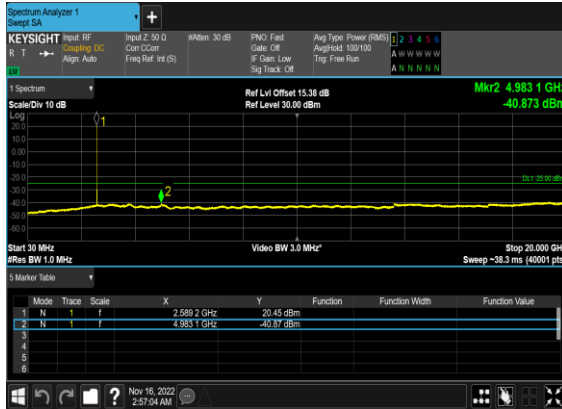
N41(10M)_DFT-s-OFDM_BPSK_Edge_1RB_Left_Mid_CH



N41(10M)_DFT-s-OFDM_BPSK_Edge_1RB_Left_Mid_CH



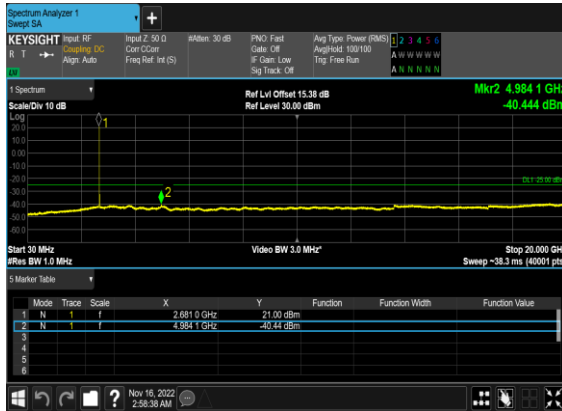
N41(10M)_DFT-s-OFDM_QPSK_Edge_1RB_Left_Mid_CH



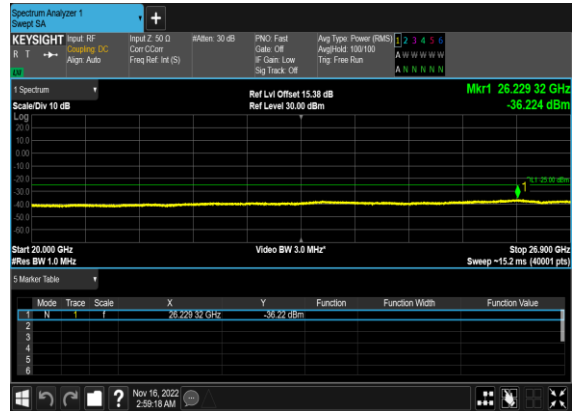
N41(10M)_DFT-s-OFDM_QPSK_Edge_1RB_Left_Mid_CH



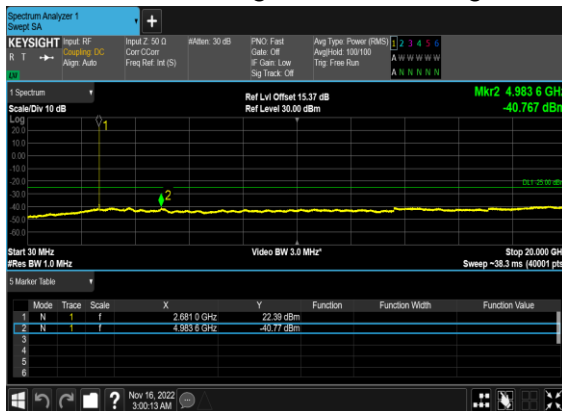
N41(10M)_DFT-s-OFDM_BPSK_Edge_1RB_Left_High_CH



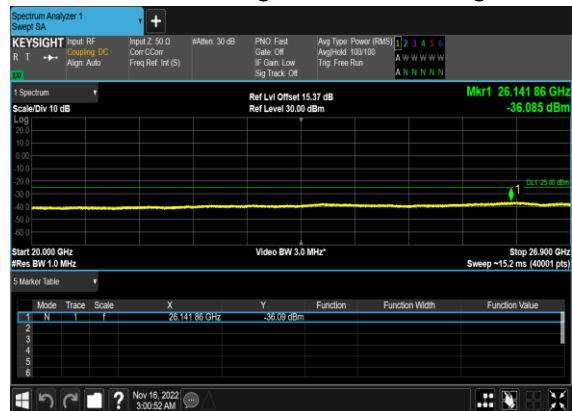
N41(10M)_DFT-s-OFDM_BPSK_Edge_1RB_Left_High_CH



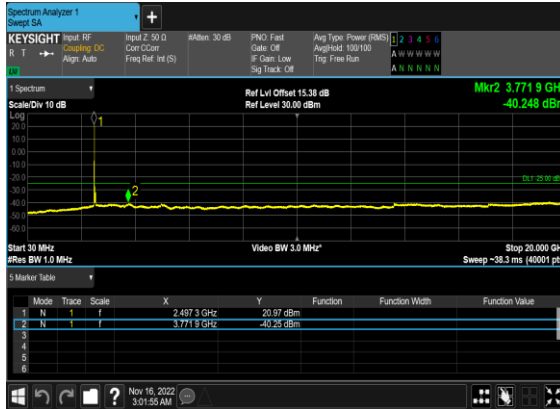
N41(10M)_DFT-s-OFDM_QPSK_Edge_1RB_Left_High_CH



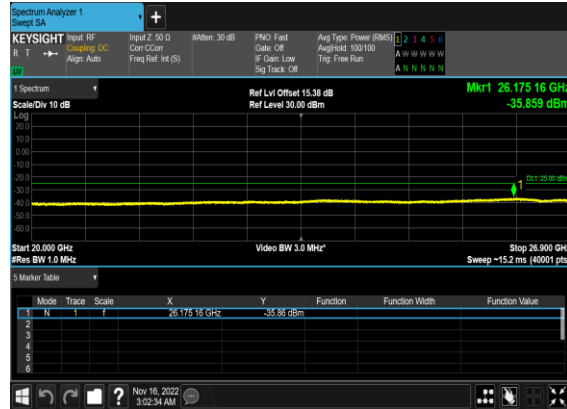
N41(10M)_DFT-s-OFDM_QPSK_Edge_1RB_Left_High_CH



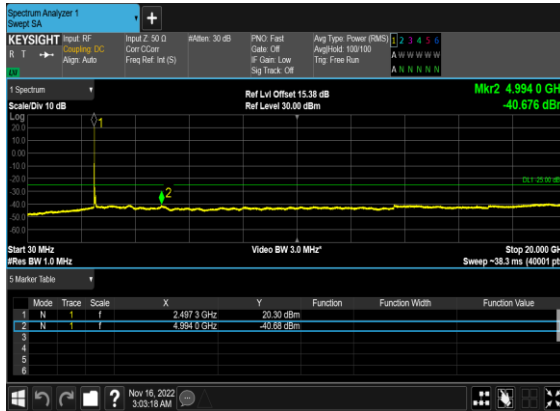
N41(50M)_DFT-s-OFDM_BPSK_Edge_1RB_Left_Low_CH



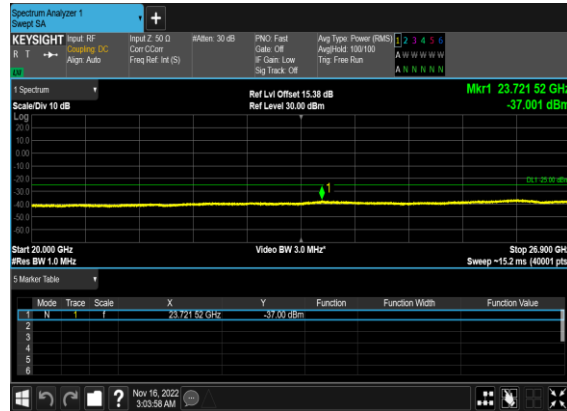
N41(50M)_DFT-s-OFDM_BPSK_Edge_1RB_Left_Low_CH



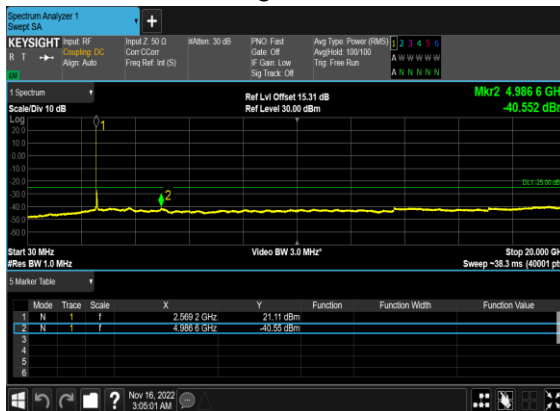
N41(50M)_DFT-s-OFDM_QPSK_Edge_1RB_Left_Low_CH



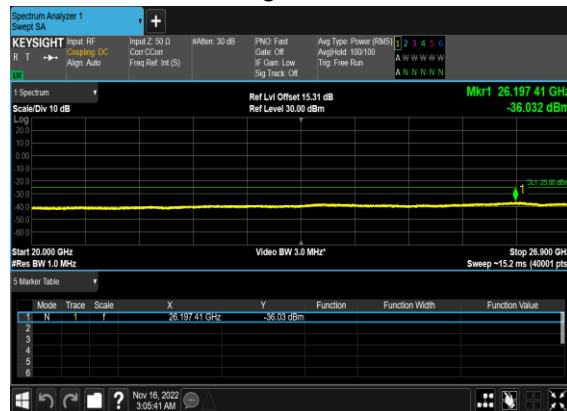
N41(50M)_DFT-s-OFDM_QPSK_Edge_1RB_Left_Low_CH



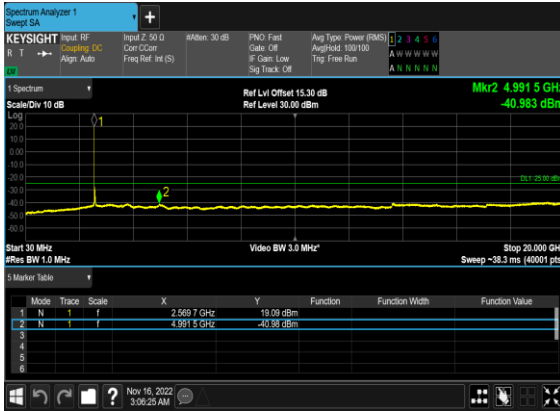
N41(50M)_DFT-s-OFDM_BPSK_Edge_1RB_Left_Mid_CH



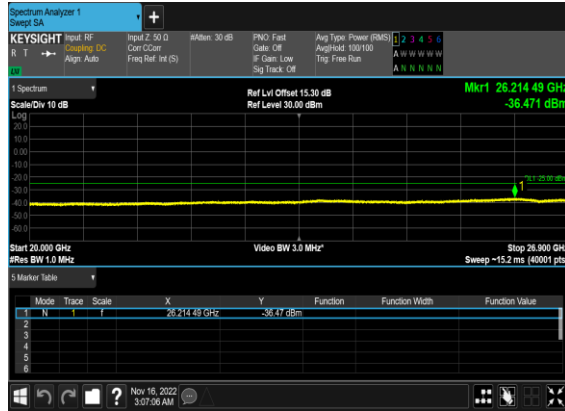
N41(50M)_DFT-s-OFDM_BPSK_Edge_1RB_Left_Mid_CH



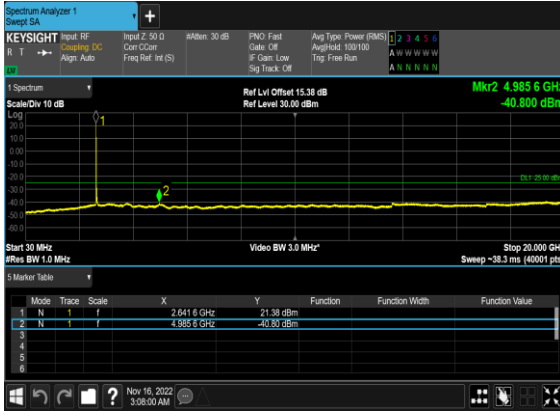
N41(50M)_DFT-s-OFDM_QPSK_Edge_1RB_Left_Mid_CH



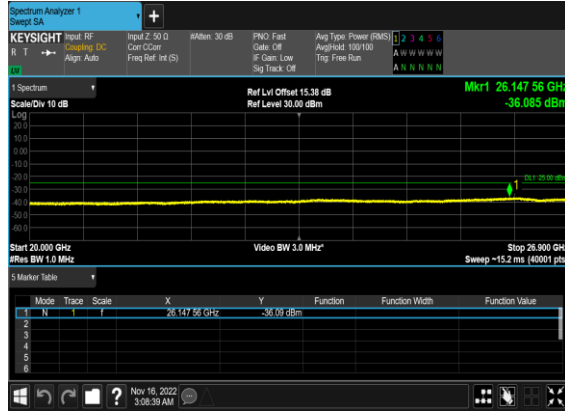
N41(50M)_DFT-s-OFDM_QPSK_Edge_1RB_Left_Mid_CH



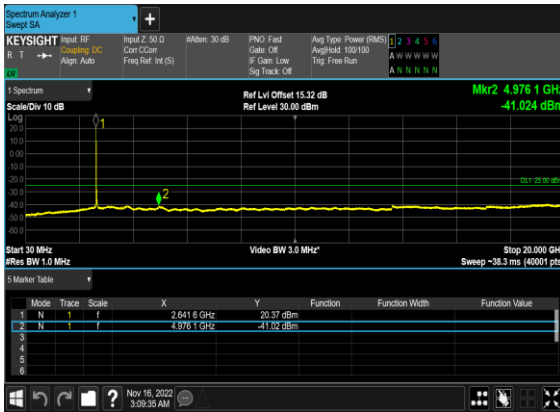
N41(50M)_DFT-s-OFDM_BPSK_Edge_1RB_Left_High_CH



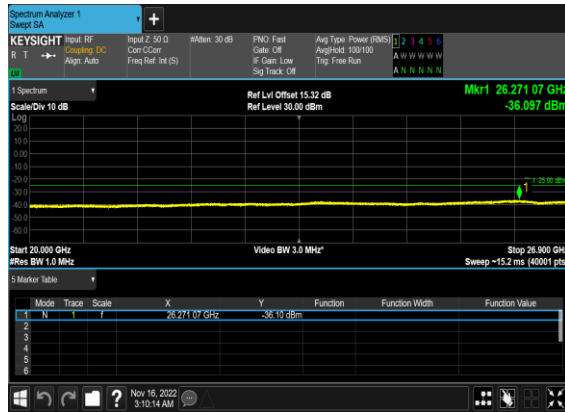
N41(50M)_DFT-s-OFDM_BPSK_Edge_1RB_Left_High_CH



N41(50M)_DFT-s-OFDM_QPSK_Edge_1RB_Left_High_CH



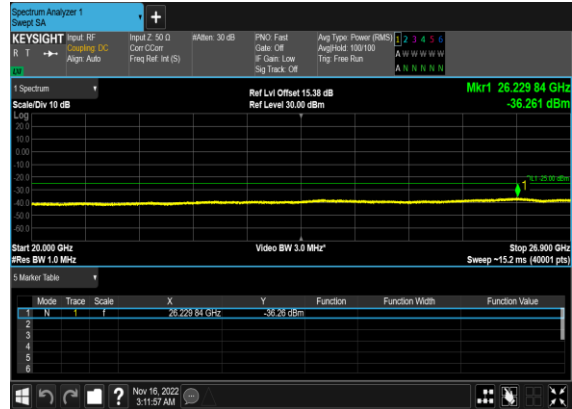
N41(50M)_DFT-s-OFDM_QPSK_Edge_1RB_Left_High_CH



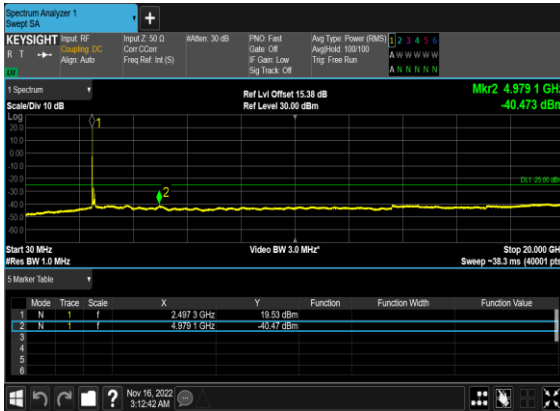
N41(100M)_DFT-s-OFDM_BPSK_Edge_1RB_Left_Low_CH



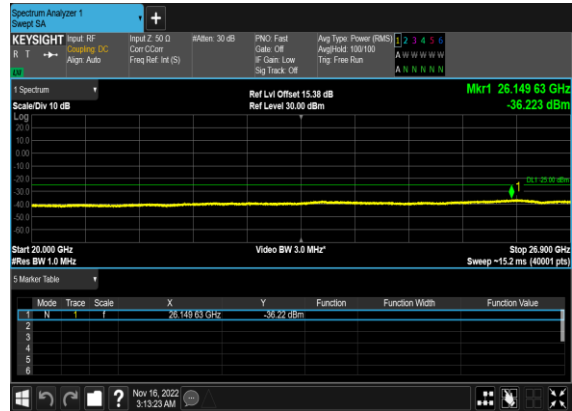
N41(100M)_DFT-s-OFDM_BPSK_Edge_1RB_Left_Low_CH



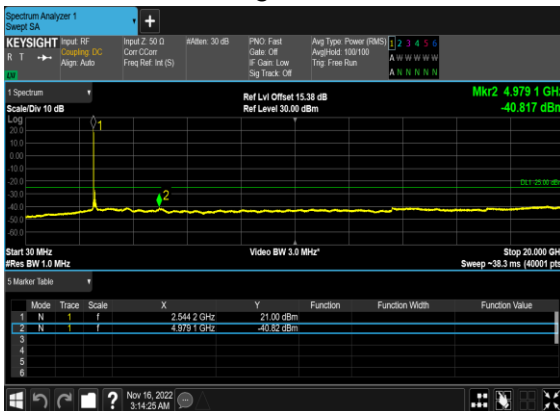
N41(100M)_DFT-s-OFDM_QPSK_Edge_1RB_Left_Low_CH



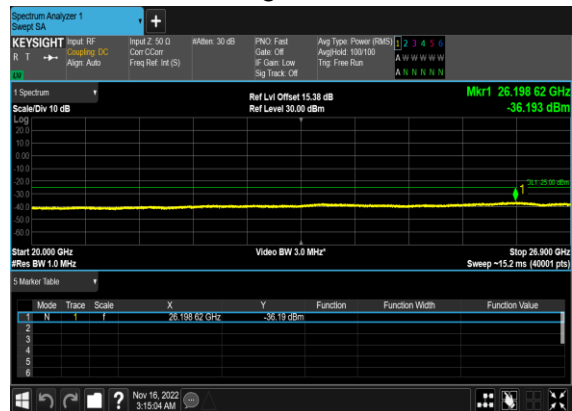
N41(100M)_DFT-s-OFDM_QPSK_Edge_1RB_Left_Low_CH



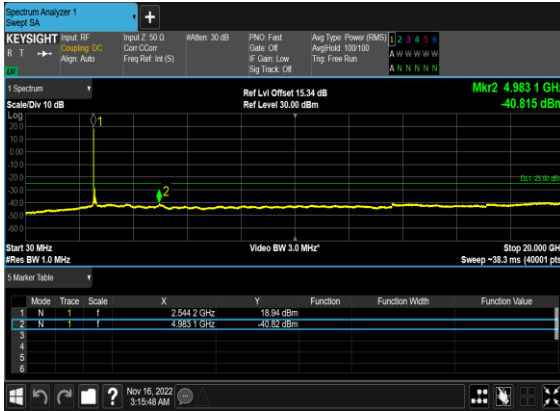
N41(100M)_DFT-s-OFDM_BPSK_Edge_1RB_Left_Mid_CH



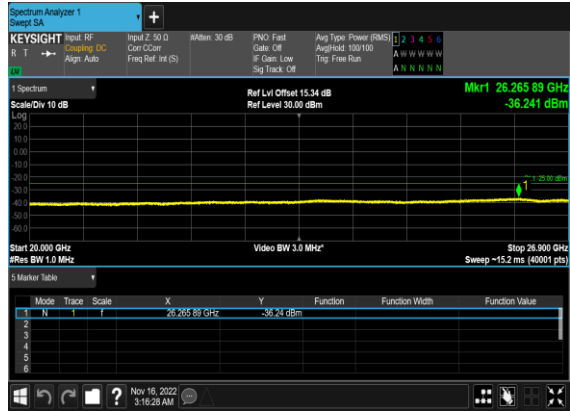
N41(100M)_DFT-s-OFDM_BPSK_Edge_1RB_Left_Mid_CH



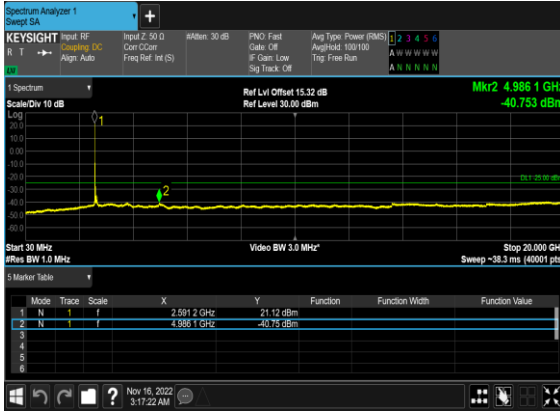
N41(100M)_DFT-s-OFDM_QPSK_Edge_1RB_Left_Mid_CH



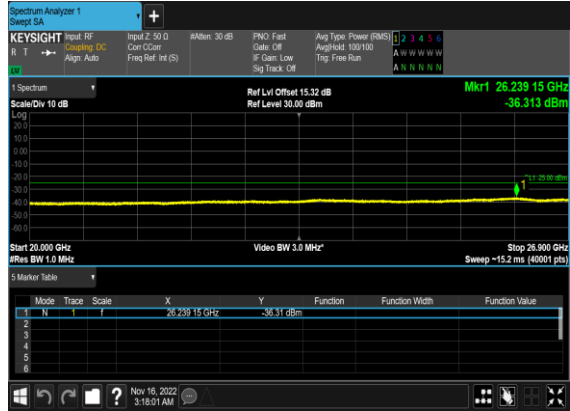
N41(100M)_DFT-s-OFDM_QPSK_Edge_1RB_Left_Mid_CH



N41(100M)_DFT-s-OFDM_BPSK_Edge_1RB_Left_High_CH



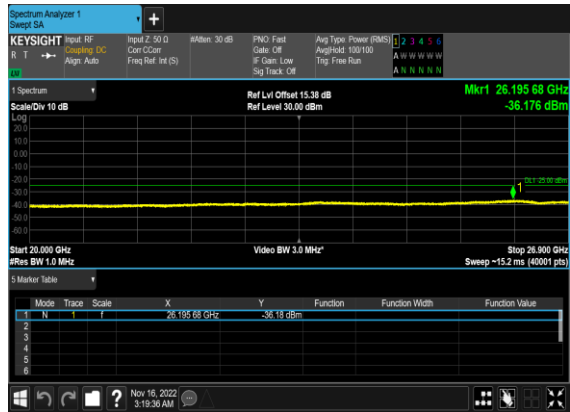
N41(100M)_DFT-s-OFDM_BPSK_Edge_1RB_Left_High_CH



N41(100M)_DFT-s-OFDM_QPSK_Edge_1RB_Left_High_CH



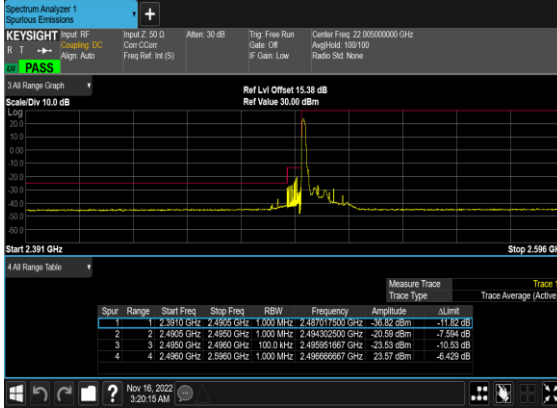
N41(100M)_DFT-s-OFDM_QPSK_Edge_1RB_Left_High_CH



Conducted Band Edge

NR Band	SCS (kHz)	Bandwidth (MHz)	Arfcn	Freq (MHz)	Modulation	RB	Result	Verdict
41	30	10	500202	2501.01	DFT-s-OFDM BPSK	1@0	see graph	PASS
41	30	10	500202	2501.01	DFT-s-OFDM QPSK	1@0	see graph	PASS
41	30	10	500202	2501.01	DFT-s-OFDM BPSK	24@0	see graph	PASS
41	30	10	500202	2501.01	DFT-s-OFDM QPSK	24@0	see graph	PASS
41	30	10	537000	2685.0	DFT-s-OFDM BPSK	1@23	see graph	PASS
41	30	10	537000	2685.0	DFT-s-OFDM QPSK	1@23	see graph	PASS
41	30	10	537000	2685.0	DFT-s-OFDM BPSK	24@0	see graph	PASS
41	30	10	537000	2685.0	DFT-s-OFDM QPSK	24@0	see graph	PASS
41	30	50	504204	2521.02	DFT-s-OFDM BPSK	1@0	see graph	PASS
41	30	50	504204	2521.02	DFT-s-OFDM QPSK	1@0	see graph	PASS
41	30	50	504204	2521.02	DFT-s-OFDM BPSK	128@0	see graph	PASS
41	30	50	504204	2521.02	DFT-s-OFDM QPSK	128@0	see graph	PASS
41	30	50	532998	2664.99	DFT-s-OFDM BPSK	1@132	see graph	PASS
41	30	50	532998	2664.99	DFT-s-OFDM QPSK	1@132	see graph	PASS
41	30	50	532998	2664.99	DFT-s-OFDM BPSK	128@0	see graph	PASS
41	30	50	532998	2664.99	DFT-s-OFDM QPSK	128@0	see graph	PASS
41	30	100	509202	2546.01	DFT-s-OFDM BPSK	1@0	see graph	PASS
41	30	100	509202	2546.01	DFT-s-OFDM QPSK	1@0	see graph	PASS
41	30	100	509202	2546.01	DFT-s-OFDM BPSK	270@0	see graph	PASS
41	30	100	509202	2546.01	DFT-s-OFDM QPSK	270@0	see graph	PASS
41	30	100	528000	2640.0	DFT-s-OFDM BPSK	1@272	see graph	PASS
41	30	100	528000	2640.0	DFT-s-OFDM QPSK	1@272	see graph	PASS
41	30	100	528000	2640.0	DFT-s-OFDM BPSK	270@0	see graph	PASS
41	30	100	528000	2640.0	DFT-s-OFDM QPSK	270@0	see graph	PASS

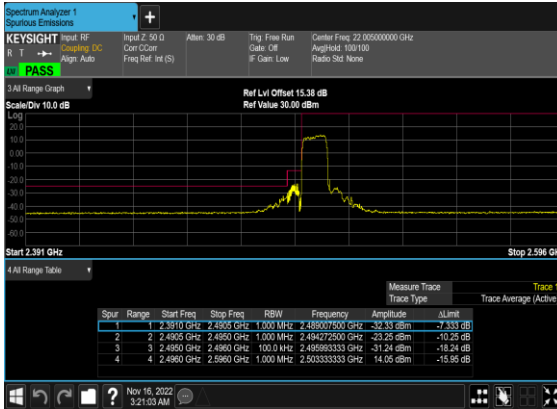
N41(10M)_DFT-s-
OFDM_BPSK_Edge_1RB_Left_Low_CH



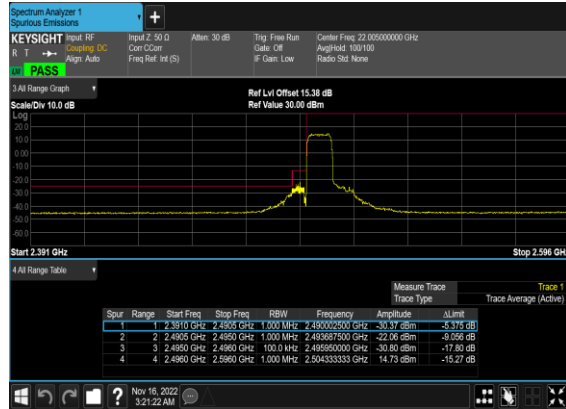
N41(10M)_DFT-s-
OFDM_QPSK_Edge_1RB_Left_Low_CH



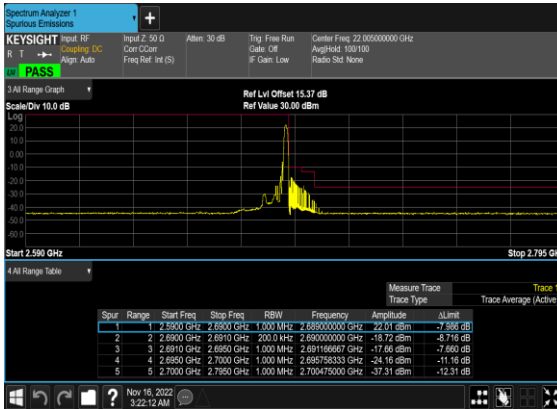
N41(10M)_DFT-s-
OFDM_BPSK_Outer_Full_Low_CH



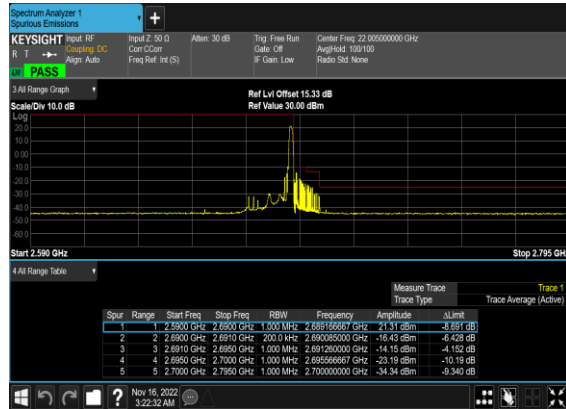
N41(10M)_DFT-s-
OFDM_QPSK_Outer_Full_Low_CH



N41(10M)_DFT-s-
OFDM_BPSK_Edge_1RB_Right_High_CH



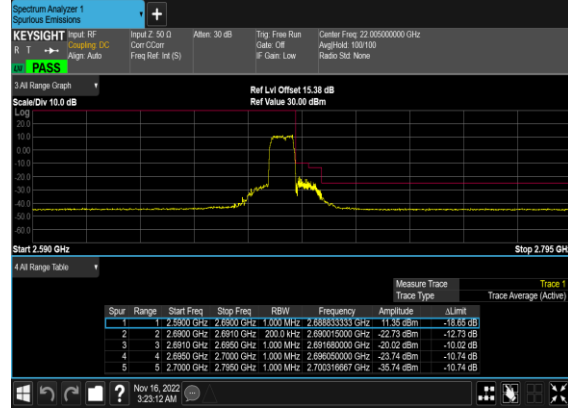
N41(10M)_DFT-s-
OFDM_QPSK_Edge_1RB_Right_High_CH



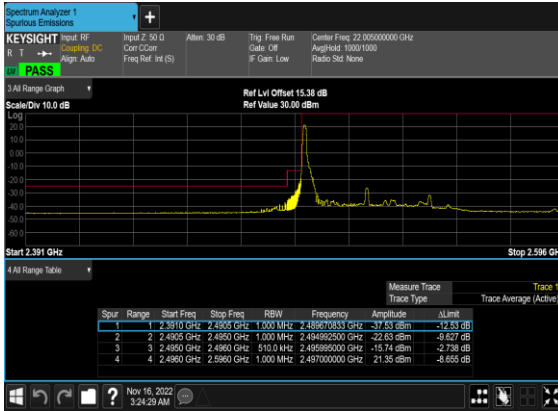
N41(10M)_DFT-s-
OFDM_BPSK_Outer_Full_High_CH



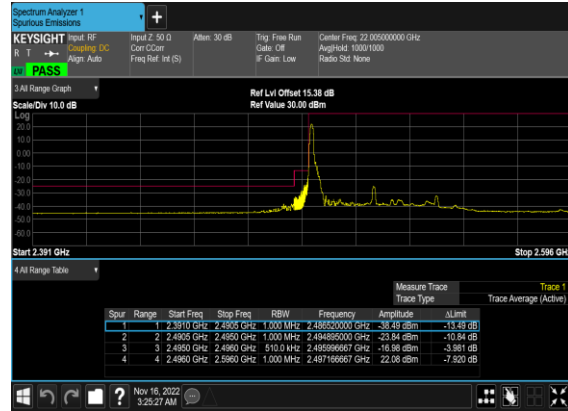
N41(10M)_DFT-s-
OFDM_QPSK_Outer_Full_High_CH



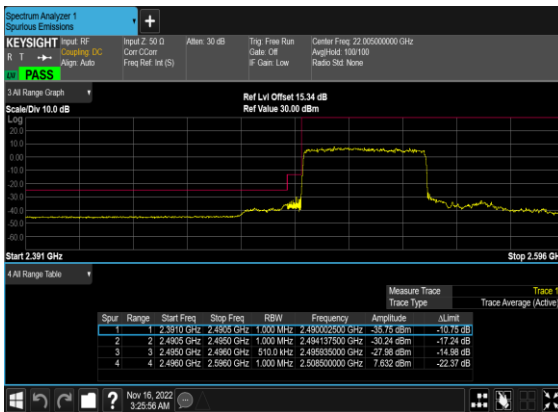
N41(50M)_DFT-s-
OFDM_BPSK_Edge_1RB_Left_Low_CH



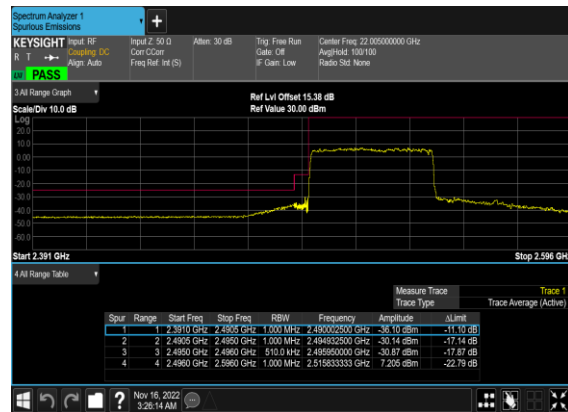
N41(50M)_DFT-s-
OFDM_QPSK_Edge_1RB_Left_Low_CH



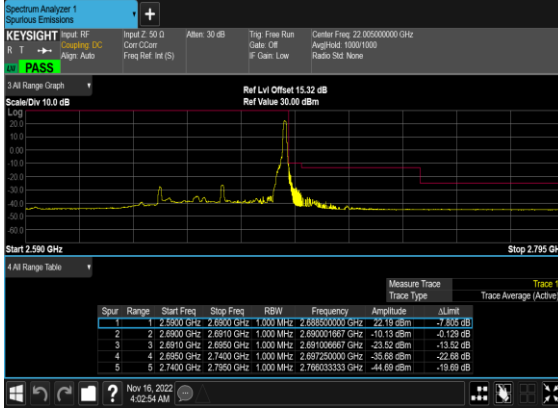
N41(50M)_DFT-s-
OFDM_BPSK_Outer_Full_Low_CH



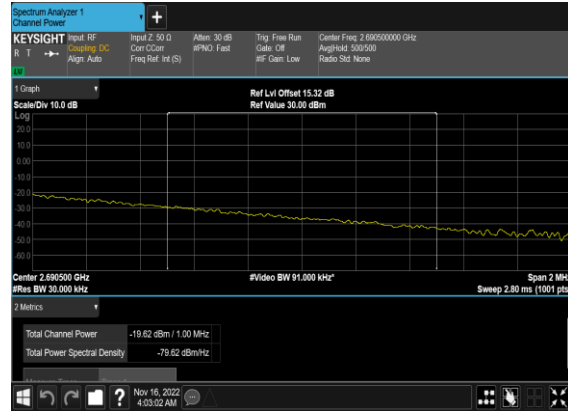
N41(50M)_DFT-s-
OFDM_QPSK_Outer_Full_Low_CH



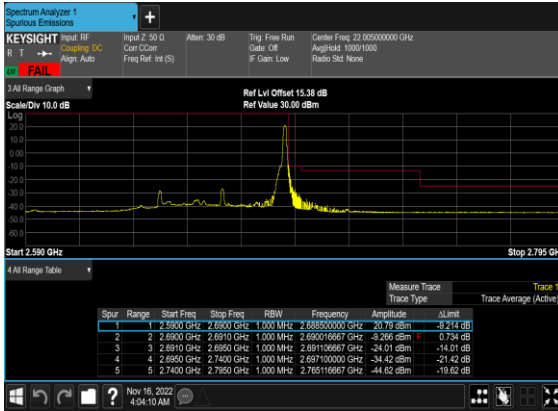
N41(50M)_DFT-s-
OFDM_BPSK_Edge_1RB_Right_High_CH



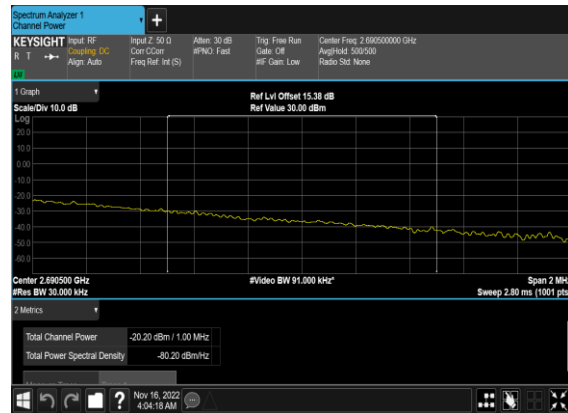
N41(50M)_DFT-s-
OFDM_BPSK_Edge_1RB_Right_High_CH_CH_P
ASS



N41(50M)_DFT-s-
OFDM_QPSK_Edge_1RB_Right_High_CH



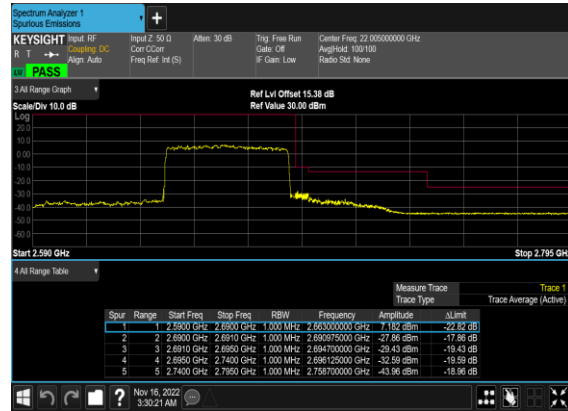
N41(50M)_DFT-s-
OFDM_QPSK_Edge_1RB_Right_High_CH_CH_P
ASS



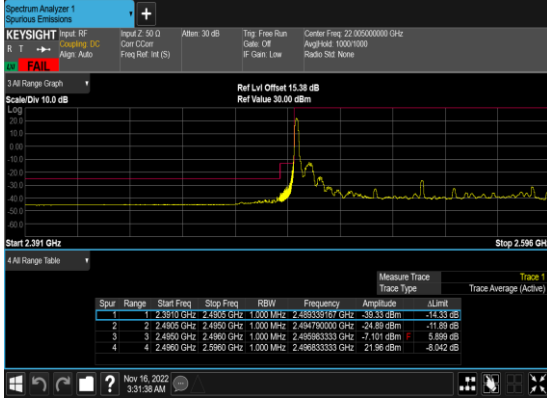
N41(50M)_DFT-s-
OFDM_BPSK_Outer_Full_High_CH



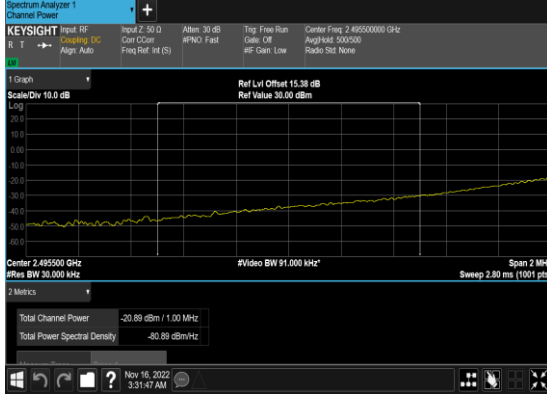
N41(50M)_DFT-s-
OFDM_QPSK_Outer_Full_High_CH



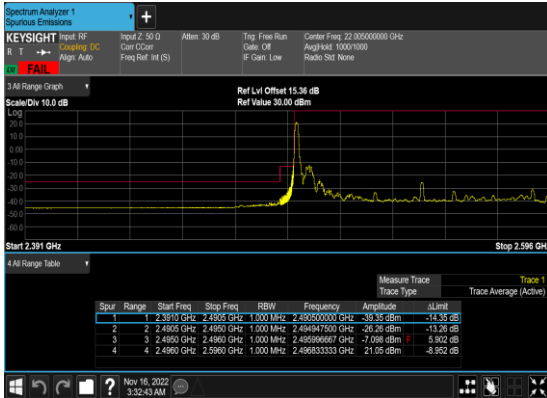
N41(100M)_DFT-s-OFDM_BPSK_Edge_1RB_Left_Low_CH



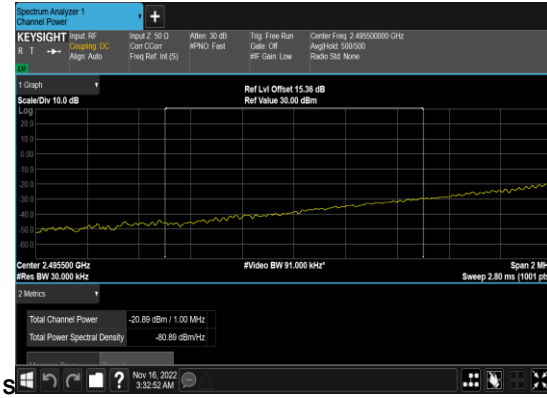
N41(100M)_DFT-s-OFDM_BPSK_Edge_1RB_Left_Low_CH_CHP_PASS



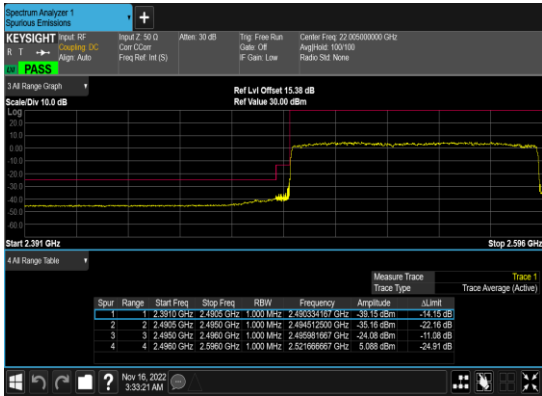
N41(100M)_DFT-s-OFDM_QPSK_Edge_1RB_Left_Low_CH



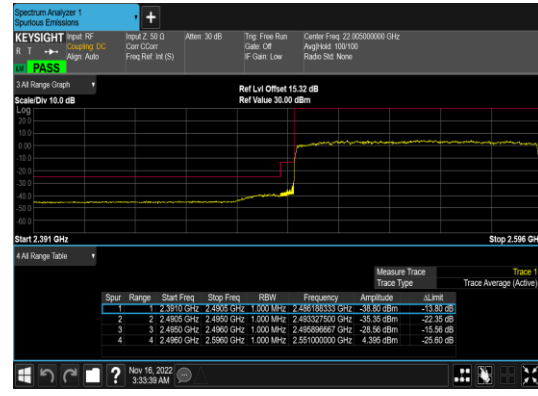
N41(100M)_DFT-s-OFDM_QPSK_Edge_1RB_Left_Low_CH_CHP_PAS



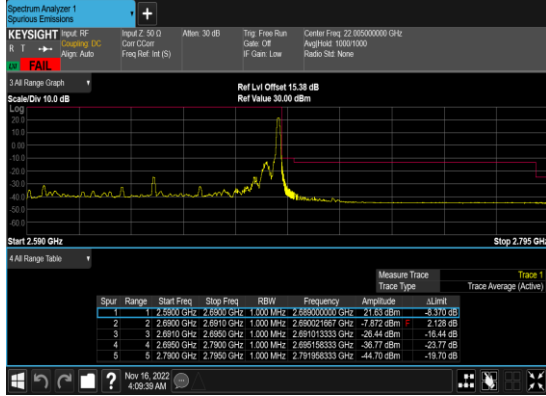
N41(100M)_DFT-s-OFDM_BPSK_Outer_Full_Low_CH



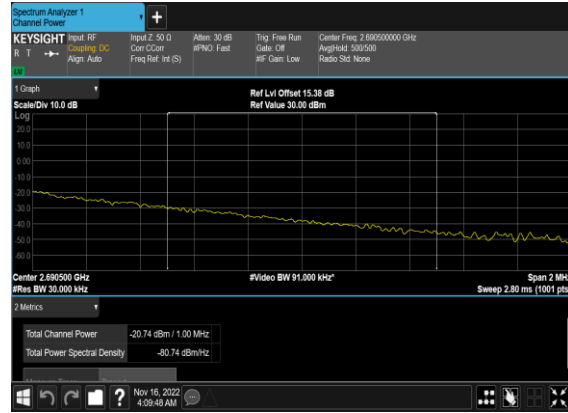
N41(100M)_DFT-s-OFDM_QPSK_Outer_Full_Low_CH



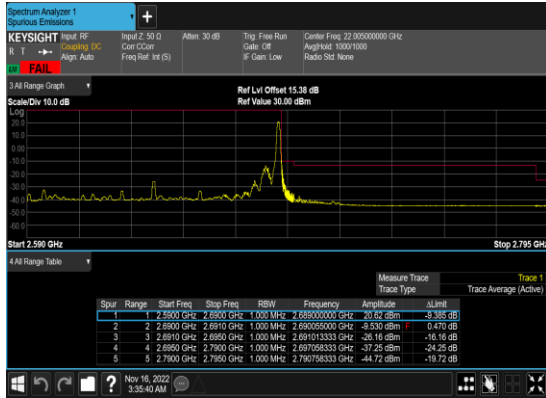
N41(100M)_DFT-s-OFDM_BPSK_Edge_1RB_Right_High_CH



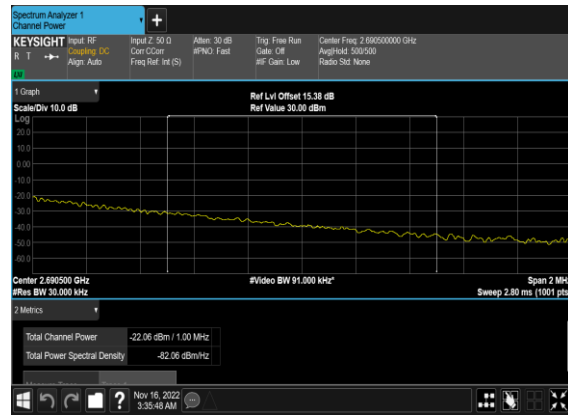
N41(100M)_DFT-s-OFDM_BPSK_Edge_1RB_Right_High_CH_CH_P ASS



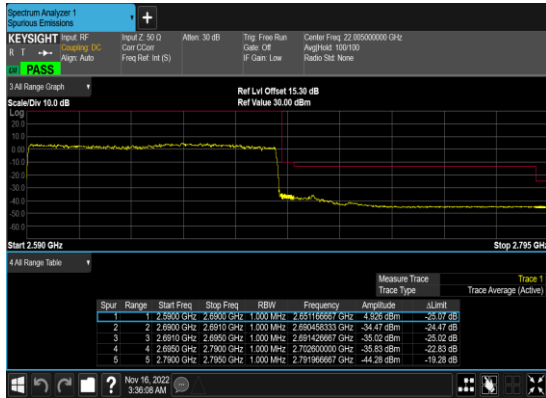
N41(100M)_DFT-s-OFDM_QPSK_Edge_1RB_Right_High_CH



N41(100M)_DFT-s-OFDM_QPSK_Edge_1RB_Right_High_CH_CH_P ASS



N41(100M)_DFT-s-OFDM_BPSK_Outer_Full_High_CH



N41(100M)_DFT-s-OFDM_QPSK_Outer_Full_High_CH





Appendix B. Test Results of Radiated Test

Radiated Spurious Emission

Note: Pre-scanned harmonic for the different antenna combinations, we choose the worst antenna mode to perform final test.

SA n2 / NR 20MHz / QPSK / ANT7									
Channel	Frequency (MHz)	EIRP (dBm)	Limit (dBm)	Over Limit (dB)	SPA Reading (dBm)	S.G. Power (dBm)	TX Cable loss (dB)	TX Antenna Gain (dBi)	Polarization (H/V)
Middle	3746	-51.37	-13	-38.37	-65.80	-58.12	5.85	12.60	H
	5619	-46.42	-13	-33.42	-63.26	-52.22	7.30	13.10	H
	7492	-56.74	-13	-43.74	-79.10	-59.89	8.35	11.50	H
	3746	-57.56	-13	-44.56	-72.2	-64.31	5.85	12.60	V
	5619	-47.80	-13	-34.80	-64.55	-53.60	7.30	13.10	V
	7492	-56.99	-13	-43.99	-79.27	-60.14	8.35	11.50	V

Remark: Spurious emissions within 30-1000MHz were found more than 20dB below limit line.

SA n5 / NR 20MHz / QPSK / ANT7									
Channel	Frequency (MHz)	ERP (dBm)	Limit (dBm)	Over Limit (dB)	SPA Reading (dBm)	S.G. Power (dBm)	TX Cable loss (dB)	TX Antenna Gain (dBi)	Polarization (H/V)
Middle	1654.5	-42.13	-13	-29.13	-48.23	-45.38	4.00	9.40	H
	2481.75	-44.97	-13	-31.97	-55.18	-48.54	4.88	10.60	H
	3309	-63.52	-13	-50.52	-75.64	-68.45	5.52	12.60	H
	4136.25	-58.99	-13	-45.99	-74.40	-63.46	6.00	12.62	H
	1654.5	-52.14	-13	-39.14	-58.09	-55.39	4.00	9.40	V
	2481.75	-50.82	-13	-37.82	-61.39	-54.39	4.88	10.60	V
	3309	-62.68	-13	-49.68	-75.24	-67.61	5.52	12.60	V
	4136.25	-62.09	-13	-49.09	-77.63	-66.56	6.00	12.62	V

Remark: Spurious emissions within 30-1000MHz were found more than 20dB below limit line.



EN-DC_7A_n5A / LTE 20MHz + NR 20MHz / QPSK / ANT1(LTE) & ANT7(NR)									
Channel	Frequency (MHz)	ERP/EIRP (dBm)	Limit (dBm)	Over Limit (dB)	SPA Reading (dBm)	S.G. Power (dBm)	TX Cable loss (dB)	TX Antenna Gain (dBi)	Polarization (H/V)
NR n5 Middle	1654.5	-62.84	-13	-49.84	-68.94	-66.09	4.00	9.40	H
	2481.75	-48.10	-13	-35.10	-58.31	-51.67	4.88	10.60	H
	3309	-62.51	-13	-49.51	-74.63	-67.44	5.52	12.60	H
	1654.5	-66.12	-13	-53.12	-72.07	-69.37	4.00	9.40	V
	2481.75	-55.16	-13	-42.16	-65.73	-58.73	4.88	10.60	V
	3309	-62.51	-13	-49.51	-75.07	-67.44	5.52	12.60	V
LTE Band7 Middle	5052.18	-62.54	-25	-37.54	-79.96	-68.10	7.14	12.70	H
	7578.27	-57.06	-25	-32.06	-79.22	-60.36	8.30	11.60	H
	10104.36	-53.21	-25	-28.21	-80.10	-54.73	10.48	12.00	H
	5052.18	-62.81	-25	-37.81	-80.16	-68.37	7.14	12.70	V
	7578.27	-57.37	-25	-32.37	-79.33	-60.67	8.30	11.60	V
	10104.36	-53.53	-25	-28.53	-79.93	-55.05	10.48	12.00	V

Remark: Spurious emissions within 30-1000MHz were found more than 20dB below limit line.

SA n7 / NR 20MHz / QPSK / ANT2									
Channel	Frequency (MHz)	EIRP (dBm)	Limit (dBm)	Over Limit (dB)	SPA Reading (dBm)	S.G. Power (dBm)	TX Cable loss (dB)	TX Antenna Gain (dBi)	Polarization (H/V)
Middle	5022.78	-62.77	-25	-37.77	-80.21	-68.33	7.14	12.70	H
	7534.17	-57.55	-25	-32.55	-79.82	-60.85	8.30	11.60	H
	10045.56	-54.00	-25	-29.00	-80.91	-55.52	10.48	12.00	H
	5022.78	-63.10	-25	-38.10	-80.47	-68.66	7.14	12.70	V
	7534.17	-57.70	-25	-32.70	-79.83	-61.00	8.30	11.60	V
	10045.56	-54.61	-25	-29.61	-80.97	-56.13	10.48	12.00	V

Remark: Spurious emissions within 30-1000MHz were found more than 20dB below limit line.

SA n41 / NR 100MHz / QPSK / ANT2									
Channel	Frequency (MHz)	EIRP (dBm)	Limit (dBm)	Over Limit (dB)	SPA Reading (dBm)	S.G. Power (dBm)	TX Cable loss (dB)	TX Antenna Gain (dBi)	Polarization (H/V)
Middle	5089.00	-63.15	-25	-38.15	-80.54	-68.71	7.14	12.70	H
	7633.50	-57.41	-25	-32.41	-79.62	-60.71	8.30	11.60	H
	10178.00	-53.78	-25	-28.78	-80.64	-55.30	10.48	12.00	H
	5089.00	-63.10	-25	-38.10	-80.42	-68.66	7.14	12.70	V
	7633.50	-57.48	-25	-32.48	-79.5	-60.78	8.30	11.60	V
	10178.00	-53.96	-25	-28.96	-80.41	-55.48	10.48	12.00	V

Remark: Spurious emissions within 30-1000MHz were found more than 20dB below limit line.