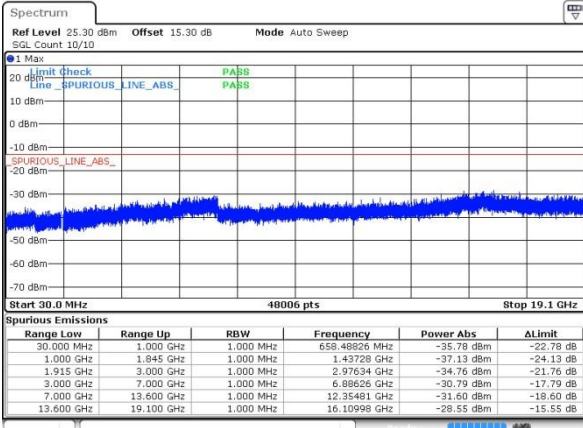




GSM1900 (GSM)

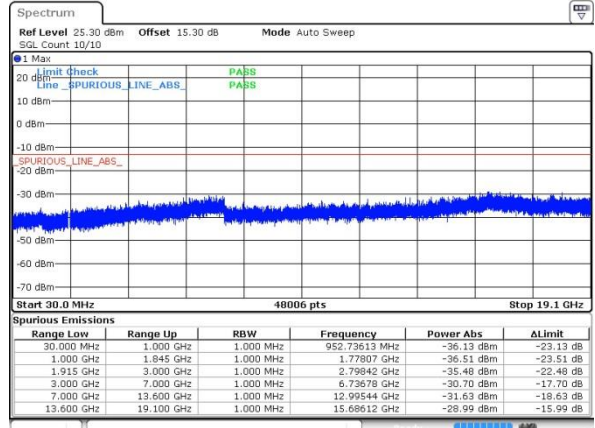
Lowest Channel



Date: 17.OCT.2018 01:33:21

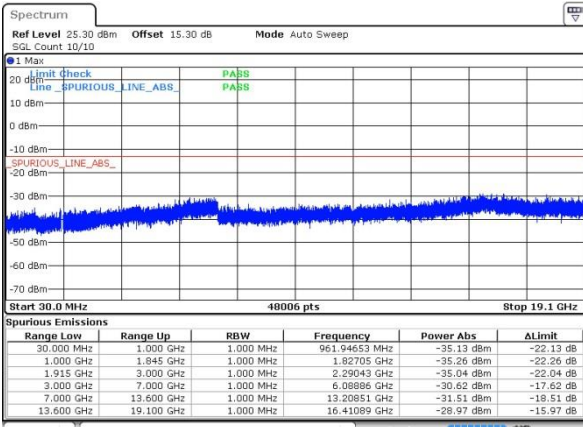
GSM1900 (EDGE class 8)

Lowest Channel



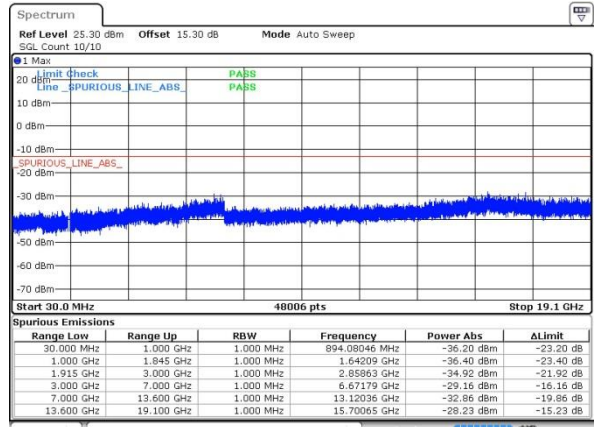
Date: 17.OCT.2018 01:14:48

Middle Channel



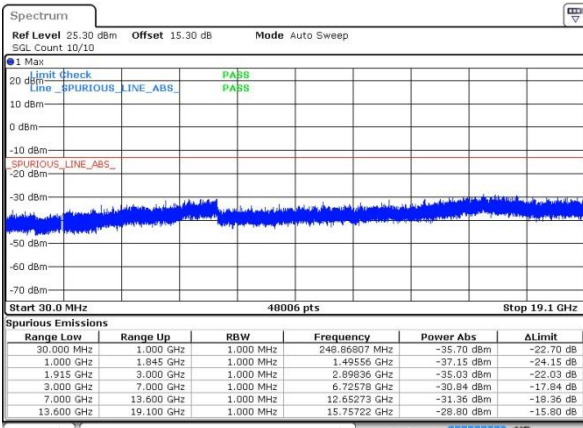
Date: 17.OCT.2018 01:34:43

Middle Channel



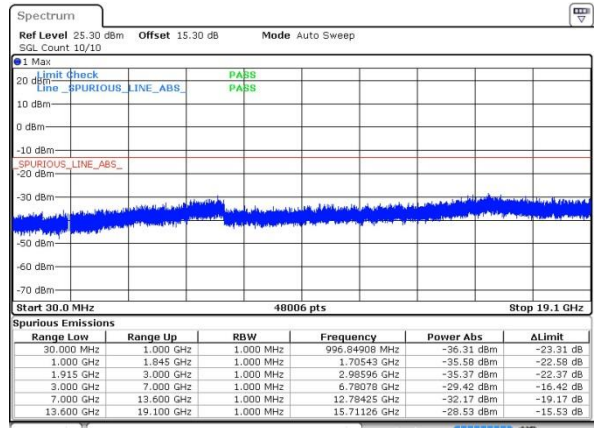
Date: 17.OCT.2018 01:16:09

Highest Channel



Date: 17.OCT.2018 01:36:06

Highest Channel

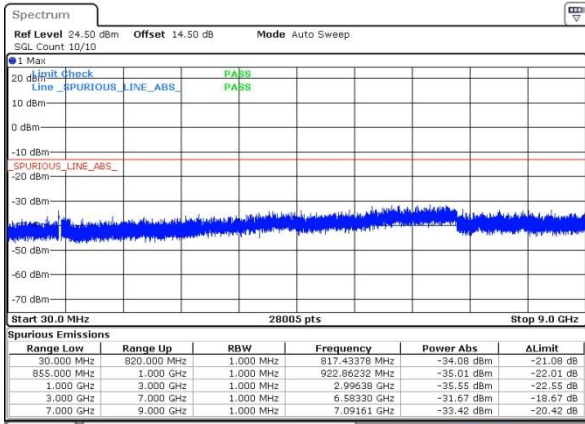


Date: 17.OCT.2018 01:17:29



WCDMA Band V (RMC 12.2Kbps)

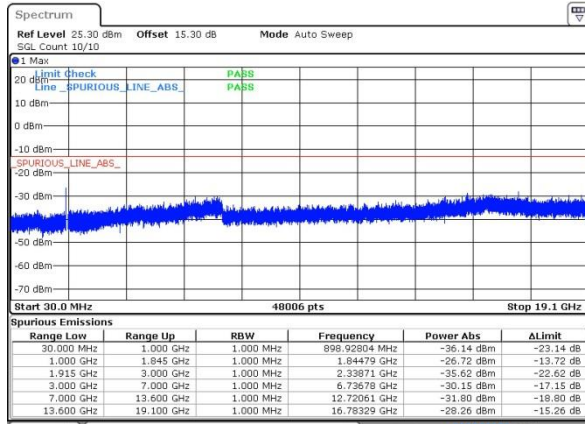
Lowest Channel



Date: 17.OCT.2018 02:28:02

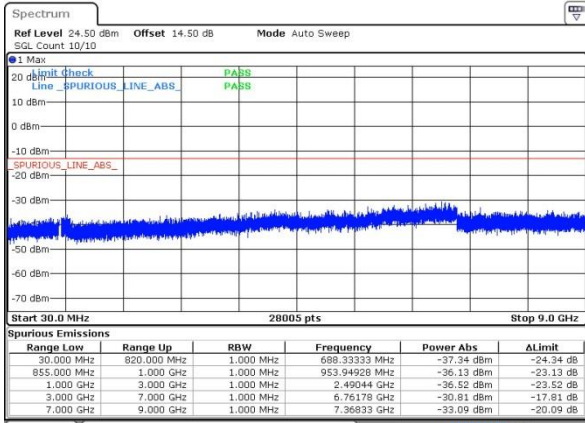
WCDMA Band II (RMC 12.2Kbps)

Lowest Channel



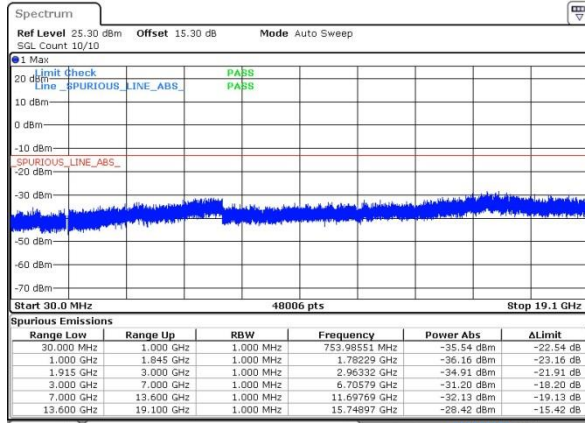
Date: 17.OCT.2018 02:44:27

Middle Channel



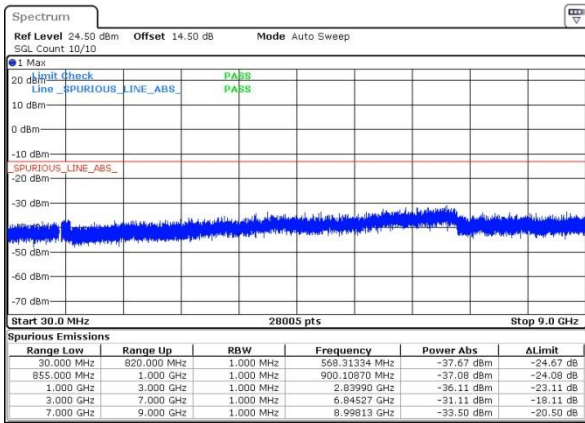
Date: 17.OCT.2018 02:27:21

Middle Channel



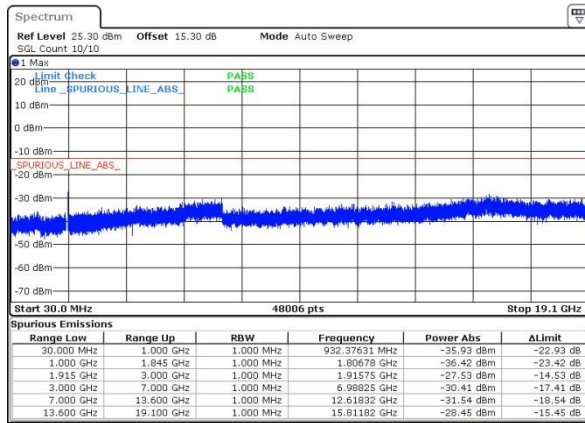
Date: 17.OCT.2018 02:45:50

Highest Channel



Date: 17.OCT.2018 02:28:38

Highest Channel



Date: 17.OCT.2018 02:47:12



Frequency Stability

Test Conditions	Middle Channel	GSM850 (GSM)	GSM850 (EDGE class 8)	Limit 2.5ppm
Temperature (°C)	Voltage (Volt)	Deviation (ppm)		Result
50	Normal Voltage	0.0036	0.0155	PASS
40	Normal Voltage	0.0407	0.0072	
30	Normal Voltage	0.0012	0.0299	
20(Ref.)	Normal Voltage	0.0000	0.0000	
10	Normal Voltage	0.0371	0.0096	
0	Normal Voltage	0.0227	0.0335	
-10	Normal Voltage	0.0215	0.0227	
-20	Normal Voltage	0.0012	0.0072	
-30	Normal Voltage	0.0024	0.0239	
20	Maximum Voltage	0.0036	0.0143	
20	Normal Voltage	0.0000	0.0000	
20	Battery End Point	0.0191	0.0120	

Note: Normal Voltage =3.85V. ; Battery End Point (BEP) =3.45V. ; Maximum Voltage =4.35 V



Test Conditions	Middle Channel	GSM1900 (GSM)	GSM1900 (EDGE class 8)	Limit Note 2.
Temperature (°C)	Voltage (Volt)	Deviation (ppm)		Result
50	Normal Voltage	0.0160	0.0064	PASS
40	Normal Voltage	0.0011	0.0176	
30	Normal Voltage	0.0048	0.0122	
20(Ref.)	Normal Voltage	0.0000	0.0000	
10	Normal Voltage	0.0176	0.0144	
0	Normal Voltage	0.0138	0.0154	
-10	Normal Voltage	0.0011	0.0165	
-20	Normal Voltage	0.0133	0.0101	
-30	Normal Voltage	0.0016	0.0186	
20	Maximum Voltage	0.0160	0.0106	
20	Normal Voltage	0.0000	0.0000	
20	Battery End Point	0.0037	0.0016	

Note:

1. Normal Voltage =3.85V. ; Battery End Point (BEP) =3.45V. ; Maximum Voltage =4.35 V
2. The frequency fundamental emissions stay within the authorized frequency block based on the frequency deviation measured is small.



Test Conditions	Middle Channel	WCDMA Band V (RMC 12.2KbpsRMC 12.2Kbps)	Limit 2.5ppm
Temperature (°C)	Voltage (Volt)	Deviation (ppm)	Result
50	Normal Voltage	0.0155	PASS
40	Normal Voltage	0.0418	
30	Normal Voltage	0.0395	
20(Ref.)	Normal Voltage	0.0000	
10	Normal Voltage	0.0179	
0	Normal Voltage	0.0359	
-10	Normal Voltage	0.0012	
-20	Normal Voltage	0.0203	
-30	Normal Voltage	0.0311	
20	Maximum Voltage	0.0514	
20	Normal Voltage	0.0000	
20	Battery End Point	0.0048	

Note: Normal Voltage = 3.85V. : Battery End Point (BEP) =3.45V. : Maximum Voltage =4.35V



Test Conditions	Middle Channel	WCDMA Band II (RMC 12.2Kbps)	Limit Note 2.
Temperature (°C)	Voltage (Volt)	Deviation (ppm)	Result
50	Normal Voltage	0.0112	PASS
40	Normal Voltage	0.0101	
30	Normal Voltage	0.0021	
20(Ref.)	Normal Voltage	0.0000	
10	Normal Voltage	0.0005	
0	Normal Voltage	0.0016	
-10	Normal Voltage	0.0080	
-20	Normal Voltage	0.0032	
-30	Normal Voltage	0.0000	
20	Maximum Voltage	0.0021	
20	Normal Voltage	0.0000	
20	Battery End Point	0.0096	

Note:

1. Normal Voltage = 3.85V. ; Battery End Point (BEP) =3.45V. ; Maximum Voltage =4.35V
2. The frequency fundamental emissions stay within the authorized frequency block based on the frequency deviation measured is small.



Appendix B. Test Results of Conducted Test

Radiated Spurious Emission

GSM850 (GSM)									
Channel	Frequency (MHz)	ERP (dBm)	Limit (dBm)	Over Limit (dB)	SPA Reading (dBm)	S.G. Power (dBm)	TX Cable loss (dB)	TX Antenna Gain (dBi)	Polarization (H/V)
Middle	1672.8	-47.99	-13	-34.99	-58.36	-51.24	4.00	9.40	H
	2509.2	-43.42	-13	-30.42	-58.40	-46.99	4.88	10.60	H
	3345.6	-62.40	-13	-49.40	-79.37	-67.33	5.52	12.60	H
	1672.8	-47.01	-13	-34.01	-57.17	-50.26	4.00	9.40	V
	2509.2	-44.58	-13	-31.58	-59.41	-48.15	4.88	10.60	V
	3345.6	-62.64	-13	-49.64	-79.61	-67.57	5.52	12.60	V

Remark: Spurious emissions within 30-1000MHz were found more than 20dB below limit line.

GSM850 (EDGE class 8)									
Channel	Frequency (MHz)	ERP (dBm)	Limit (dBm)	Over Limit (dB)	SPA Reading (dBm)	S.G. Power (dBm)	TX Cable loss (dB)	TX Antenna Gain (dBi)	Polarization (H/V)
Middle	1673.04	-49.50	-13	-36.50	-59.87	-52.75	4.00	9.40	H
	2509.56	-47.75	-13	-34.75	-62.73	-51.32	4.88	10.60	H
	3346.08	-58.31	-13	-45.31	-75.28	-63.24	5.52	12.60	H
	1673.04	-48.05	-13	-35.05	-58.21	-51.30	4.00	9.40	V
	2509.56	-44.83	-13	-31.83	-59.66	-48.40	4.88	10.60	V
	3346.08	-61.76	-13	-48.76	-78.73	-66.69	5.52	12.60	V

Remark: Spurious emissions within 30-1000MHz were found more than 20dB below limit line.



GSM1900 (GSM)									
Channel	Frequency (MHz)	EIRP (dBm)	Limit (dBm)	Over Limit (dB)	SPA Reading (dBm)	S.G. Power (dBm)	TX Cable loss (dB)	TX Antenna Gain (dBi)	Polarization (H/V)
Middle	3760	-59.56	-13	-46.56	-78.06	-66.31	5.85	12.60	H
	5640	-59.80	-13	-46.80	-81.97	-65.60	7.30	13.10	H
	7520	-54.40	-13	-41.40	-82.17	-57.55	8.35	11.50	H
	3760	-58.67	-13	-45.67	-77.21	-65.42	5.85	12.60	V
	5640	-59.59	-13	-46.59	-82.16	-65.39	7.30	13.10	V
	7520	-54.43	-13	-41.43	-82.01	-57.58	8.35	11.50	V

Remark: Spurious emissions within 30-1000MHz were found more than 20dB below limit line.

GSM1900 (EDGE class 8)									
Channel	Frequency (MHz)	EIRP (dBm)	Limit (dBm)	Over Limit (dB)	SPA Reading (dBm)	S.G. Power (dBm)	TX Cable loss (dB)	TX Antenna Gain (dBi)	Polarization (H/V)
Middle	3760	-59.54	-13	-46.54	-78.04	-66.29	5.85	12.60	H
	5640	-59.68	-13	-46.68	-81.85	-65.48	7.30	13.10	H
	7520	-54.47	-13	-41.47	-82.24	-57.62	8.35	11.50	H
	3760	-58.85	-13	-45.85	-77.39	-65.60	5.85	12.60	V
	5640	-59.62	-13	-46.62	-82.19	-65.42	7.30	13.10	V
	7520	-54.79	-13	-41.79	-82.37	-57.94	8.35	11.50	V

Remark: Spurious emissions within 30-1000MHz were found more than 20dB below limit line.



WCDMA Band V(RMC 12.2Kbps)									
Channel	Frequency (MHz)	ERP (dBm)	Limit (dBm)	Over Limit (dB)	SPA Reading (dBm)	S.G. Power (dBm)	TX Cable loss (dB)	TX Antenna Gain (dBi)	Polarization (H/V)
Middle	1672.8	-44.10	-13	-31.10	-54.47	-47.35	4.00	9.40	H
	2509.2	-61.38	-13	-48.38	-76.36	-64.95	4.88	10.60	H
	3345.6	-63.57	-13	-50.57	-80.54	-68.50	5.52	12.60	H
	1672.8	-45.00	-13	-32.00	-55.16	-48.25	4.00	9.40	V
	2509.2	-61.62	-13	-48.62	-76.45	-65.19	4.88	10.60	V
	3345.6	-63.41	-13	-50.41	-80.38	-68.34	5.52	12.60	V

Remark: Spurious emissions within 30-1000MHz were found more than 20dB below limit line.

WCDMA Band II(RMC 12.2Kbps)									
Channel	Frequency (MHz)	EIRP (dBm)	Limit (dBm)	Over Limit (dB)	SPA Reading (dBm)	S.G. Power (dBm)	TX Cable loss (dB)	TX Antenna Gain (dBi)	Polarization (H/V)
Middle	3760	-59.07	-13	-46.07	-77.57	-65.82	5.85	12.60	H
	5640	-59.75	-13	-46.75	-81.92	-65.55	7.30	13.10	H
	7520	-54.34	-13	-41.34	-82.11	-57.49	8.35	11.50	H
	3760	-59.31	-13	-46.31	-77.85	-66.06	5.85	12.60	V
	5640	-59.59	-13	-46.59	-82.16	-65.39	7.30	13.10	V
	7520	-54.79	-13	-41.79	-82.37	-57.94	8.35	11.50	V

Remark: Spurious emissions within 30-1000MHz were found more than 20dB below limit line.



Appendix D. Product Equality Declaration

Bullitt Mobile Limited

One Valpy, Valpy Street, Reading, Berkshire, England RG1 1AR

Date: 6/28/2018

Product Equality Declaration

We, Bullitt Mobile Limited, declare on our sole responsibility for the product of B35 as below:

1. The differences between present and previous are:

Object	Original Source (Dual SIMs) (Single SIM)	Second source (Dual SIMs) (Single SIM)	Remark
Receiver	R0612A24WT	PS120620HS02N	Only supplier difference

Dual SIM products are different from Single SIM products only in SIM card tray. The detailed differences are listed above.

Should you have any questions or comments regarding this matter, please have my best attention.

Sincerely yours,



Contact Person: Wayne Huang

COMPANY: Bullitt Mobile Ltd.

Tel: +886 – 2 -26278305

E-Mail: Whuang@bullitt-group.com