

PHOTOGRAPHS OF THE TEST CONFIGURATION

CONDUCTED EMISSION TEST



(Bluetooth)





CONDUCTED EMISSION TEST (WLAN)





RADIATED EMISSION TEST (WLAN)



RADIATED EMISSION TEST (Bluetooth EDR)



RADIATED EMISSION TEST (Bluetooth LE4.0)







A D T

(WWAN)

(PART 22)

RADIATED EMISSION TEST



(GSM/EDGE)





A D T



RADIATED EMISSION TEST (WCDMA)





A D T



ERP POWER TEST (GSM/EDGE)







A D T

ERP POWER TEST (WCDMA)



(PART 24)



RADIATED EMISSION TEST





A D T

EIRP POWER TEST







A D T

(PART 27)

RADIATED EMISSION TEST





A D T

EIRP POWER TEST

