

零部件封样承认书

Parts Sample Approval Sheet

临时封样
 Temporary Sample

标准封样
 Standard Sample

限度封样
 Limit sample

项目名称: PA30
Project Name: **PA30**

供方名称: 昆山睿翔讯通通信技术有限公司
Supplier Name: Kunshan Innowave Communication
Technology CO.,Ltd.

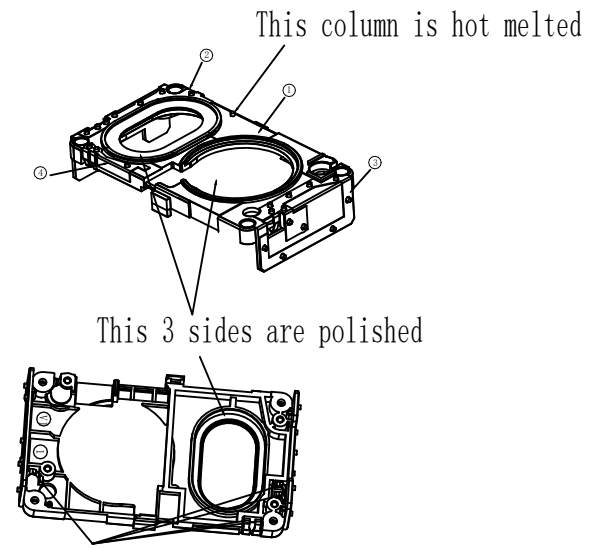
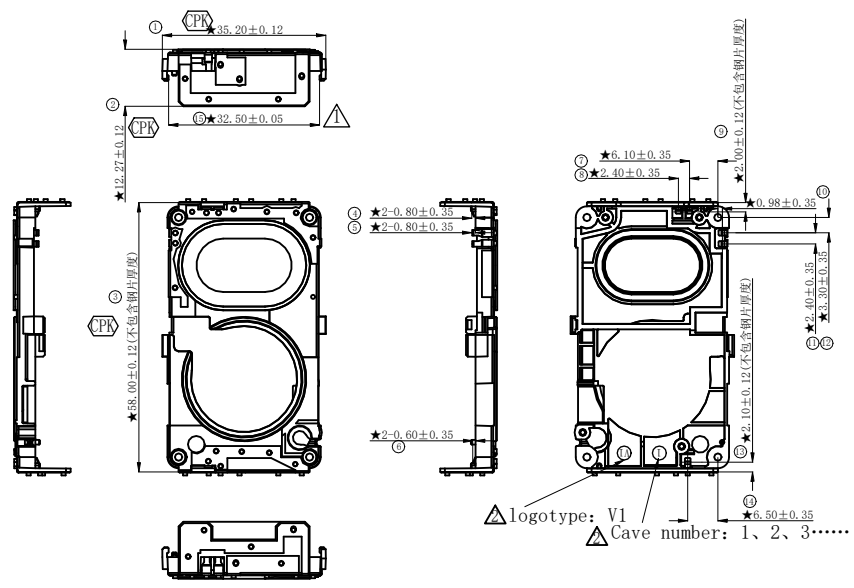
供方料号: F04710110J10001
Supplier Part Number: **F04710110J10001**

封样时间: 2022-3-3
Sample Sealed Time: **2022-3-3**

供方签核 Supplier Approval			
公司公章 Official seal	核 对 Verify	审 查 Check	编 制 Writer

移柯签核 YiKe Approval		
ODM/自研 R&D	ID/CMF	QA

Mark	Number of disposals	change content	sign	date
		Adjust the size of the product according to the actual product	Luo Xiulan	2019. 12. 14
△	1	2 snap buckle glue, 15 size changed from 32.3 to 32.5	Luo Xiulan	2020. 01. 03
△	2	Adjust the position of the cave number and add the "V1" logo	Luo Xiulan	2020. 02. 22



Technical requirements:

1. Hit ★ the key size, "CPK" is the size of CPK, "(" is the actual size, "△1" is the design change;
2. The unmarked size is subject to the electronic file, the unmarked tolerance is in accordance with SJ/T 10628 1995 grade 6, and the tolerance value is divided equally by the upper and lower deviations;
3. After the assembly of each component, it should be smooth and tidy, and there should be no oil, scratches, deformation and other poor appearance
4. The standard after the steel sheet and the bracket are assembled together shall be implemented according to the company's internal standards;
5. The hot melt column is ≤ 0.50mm higher than the surface of the bracket;
6. Meet the salt spray test / attached self-force test and other related reliability tests, and the customer has provided the standard according to the customer standard;

Bullet foot punching convex hull,
In the process of pressing down on the foot,
Cannot be stuck on the bracket

If it is not provided according to our internal RX-WI-QAC-014 reliability test standard,
All materials are in line with our RX-WI-QAC-008 Product Environmental Substance Management Restricted Substances Management Standard;

serial number	Name	Part No	Description	Dosage
4	WIFI antenna shrapnel	MO4710104990001	Stainless steel SUS304 3/4H T=0.15	1
3	Main antenna shrapnel	MO4710104190001	Stainless steel SUS304 3/4H T=0.15	1
2	Diversity antenna shrapnel	MO4710104590001	Stainless steel SUS304 3/4H T=0.15	1
1	bracket	MO4710103110001	ABS+PC+A0 grade fireproof material black	1

Customer part number		IS0087201353			
Model	PA30		Design	Luo Xiulan	Date
Name	Main, sub and WIFI three-in-one line		R F	Li Wei	2020. 02. 22
Part No	FO4710110J10001		Audit	Chen Zijun	Date
Version	V04	frame	A4	 Kunshan Innowave information communication technology co. LTD	
Proportion	FIT	third angle			
unit	mm				

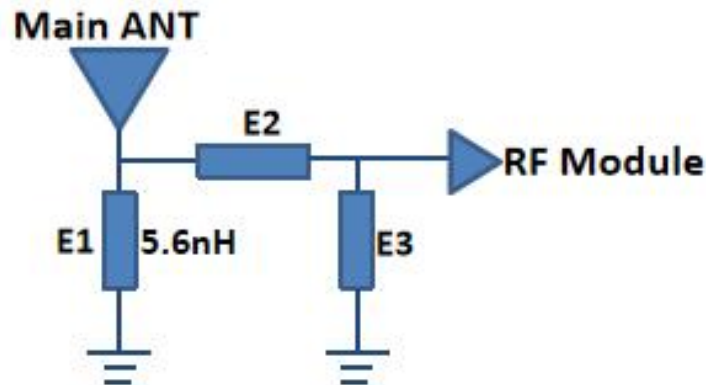
1 Electrical performance

1-1 Specification

PA30B(V2)LTE Resonance occurs at 750-790 , 1710-1760hmz in the antenna operating frequency band.

1-2 Matching circuit of antenna

The matching circuit is designed to match the motherboard and the antenna, so that the mobile phone achieves the best radio frequency performance in the operating frequency band.



Element	Value
E1	5.6nH
E2	0 Ω
E3	NC

2 Return loss test

2-1 Setup for the test

Return loss procedure: E5071B network analyzer → 50 Ω coaxial cable → 170mm long copper pipe → test fixture.

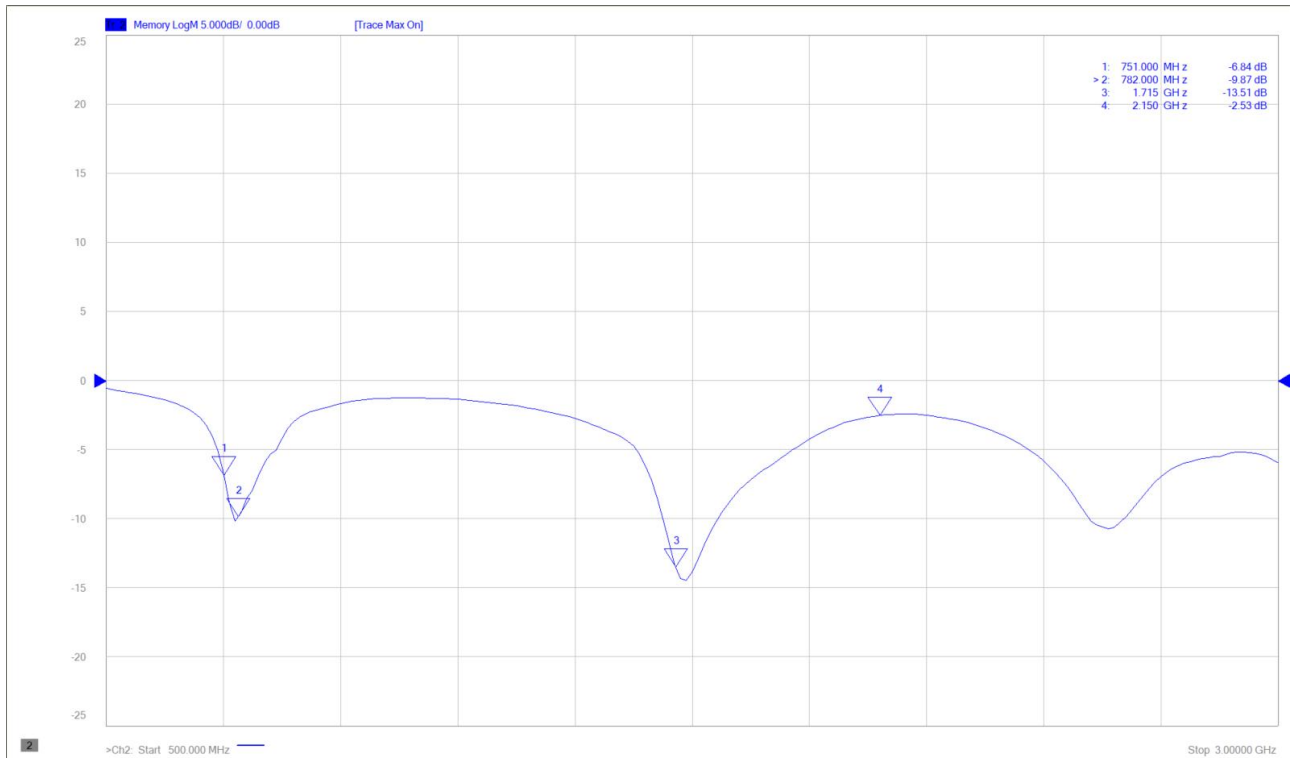
Test fixture processing: The PCB antenna 50 Ω test point uses a hard cable to lead the SMA-J connector, connects to the copper pipe with a choke ring, and then connects to the other devices in turn.

2-2 Testing the Return loss ratio

The following table shows the return loss value of the edge frequency point of the operating band of the PA30 ATT antenna.

Fre (MHZ)	Return loss
751	-6.84dB
782	-9.87dB
1715	-13.51dB
2150	-2.53dB

2-3 Passive test result



2-4 Active Test Data (free state)

PA30B (V2)	Band	Test Channel	FS		
			TRP	TIS	
LTE	B4 (10M)	20000	19.55		
		20175	19.7		
		20350	19.28	-93.31	
	B12 (10M)				
		23230	15.17	-85.33	

2-5 antenna

Antenna gain :

LTE:BAND4:1dbm

BAND13:-1dbm

Antenna type : Metal antenna