

Product	LE910C4-NF		
Test Item	Radiated Spurious Emissions		
Test Mode	Mode 1: LTE Band 2		
Date of Test	2018/08/04	Test Site	CB4-H

LTE_B2_1.4M_QPSK_3RB2_Link

Frequency (MHz)	SA Reading (dBm)	Ant.Pol. (H/V)	SG Reading (dBm)	Cable Loss (dB)	Gain (dBi)	EIRP (dBm)	Limit (dBm)	Margin (dB)
Channel 18900 (1880MHz)								
3760.00	-68.380	H	-56.401	4.335	11.832	-48.904	-13	-35.904
5640.00	-62.200	H	-47.148	5.235	12.900	-39.483	-13	-26.483
3760.00	-66.490	V	-53.719	4.335	11.832	-46.222	-13	-33.222
5640.00	-59.700	V	-44.807	5.235	12.900	-37.142	-13	-24.142

Test Result (EIRP) = SG Level - Cable Loss + Antenna Gain.

LTE_B2_3M_QPSK_1RB7_Link

Frequency (MHz)	SA Reading (dBm)	Ant.Pol. (H/V)	SG Reading (dBm)	Cable Loss (dB)	Gain (dBi)	EIRP (dBm)	Limit (dBm)	Margin (dB)
Channel 18900 (1880MHz)								
3760.00	-68.990	H	-57.011	4.335	11.832	-49.514	-13	-36.514
5640.00	-61.490	H	-46.438	5.235	12.900	-38.773	-13	-25.773
3760.00	-67.400	V	-54.629	4.335	11.832	-47.132	-13	-34.132
5640.00	-59.990	V	-45.097	5.235	12.900	-37.432	-13	-24.432

Test Result (EIRP) = SG Level - Cable Loss + Antenna Gain.

LTE_B2_5M_QPSK_1RB12_Link

Frequency (MHz)	SA Reading (dBm)	Ant.Pol. (H/V)	SG Reading (dBm)	Cable Loss (dB)	Gain (dBi)	EIRP (dBm)	Limit (dBm)	Margin (dB)
Channel 18900 (1880MHz)								
3760.00	-68.330	H	-56.351	4.335	11.832	-48.854	-13	-35.854
5640.00	-62.430	H	-47.378	5.235	12.900	-39.713	-13	-26.713
3760.00	-67.450	V	-54.679	4.335	11.832	-47.182	-13	-34.182
5640.00	-59.590	V	-44.697	5.235	12.900	-37.032	-13	-24.032

Test Result (EIRP) = SG Level - Cable Loss + Antenna Gain.

LTE_B2_10M_QPSK_1RB0_Link

Frequency (MHz)	SA Reading (dBm)	Ant.Pol. (H/V)	SG Reading (dBm)	Cable Loss (dB)	Gain (dBi)	EIRP (dBm)	Limit (dBm)	Margin (dB)
Channel 18900 (1880MHz)								
3760.00	-67.570	H	-55.591	4.335	11.832	-48.094	-13	-35.094
5640.00	-63.080	H	-48.028	5.235	12.900	-40.363	-13	-27.363
3760.00	-66.030	V	-53.259	4.335	11.832	-45.762	-13	-32.762
5640.00	-60.870	V	-45.977	5.235	12.900	-38.312	-13	-25.312

Test Result (EIRP) = SG Level - Cable Loss + Antenna Gain.

LTE_B2_15M_QPSK_1RB37_Link

Frequency (MHz)	SA Reading (dBm)	Ant.Pol. (H/V)	SG Reading (dBm)	Cable Loss (dB)	Gain (dBi)	EIRP (dBm)	Limit (dBm)	Margin (dB)
Channel 18900 (1880MHz)								
3760.00	-69.130	H	-57.151	4.335	11.832	-49.654	-13	-36.654
5640.00	-62.850	H	-47.798	5.235	12.900	-40.133	-13	-27.133
3760.00	-68.160	V	-55.389	4.335	11.832	-47.892	-13	-34.892
5640.00	-60.730	V	-45.837	5.235	12.900	-38.172	-13	-25.172

Test Result (EIRP) = SG Level - Cable Loss + Antenna Gain.

LTE_B2_20M_QPSK_1RB49_Link

Frequency (MHz)	SA Reading (dBm)	Ant.Pol. (H/V)	SG Reading (dBm)	Cable Loss (dB)	Gain (dBi)	EIRP (dBm)	Limit (dBm)	Margin (dB)
Channel 18900 (1880MHz)								
3760.00	-68.950	H	-56.971	4.335	11.832	-49.474	-13	-36.474
5640.00	-62.510	H	-47.458	5.235	12.900	-39.793	-13	-26.793
3760.00	-68.410	V	-55.639	4.335	11.832	-48.142	-13	-35.142
5640.00	-59.410	V	-44.517	5.235	12.900	-36.852	-13	-23.852

Test Result (EIRP) = SG Level - Cable Loss + Antenna Gain.

Product	LE910C4-NF		
Test Item	Radiated Spurious Emissions		
Test Mode	Mode 2: LTE Band 4		
Date of Test	2018/08/04	Test Site	CB4-H

LTE_B4_1.4M_QPSK_1RB2_Link

Frequency (MHz)	SA Reading (dBm)	Ant.Pol. (H/V)	SG Reading (dBm)	Cable Loss (dB)	Gain (dBi)	EIRP (dBm)	Limit (dBm)	Margin (dB)
Channel 20175 (1732.5MHz)								
3465.00	-59.509	H	-48.987	4.090	12.209	-40.868	-13	-27.868
5197.50	-58.816	H	-44.313	5.094	12.356	-37.051	-13	-24.051
3465.00	-61.777	V	-50.473	4.090	12.209	-42.354	-13	-29.354
5197.50	-56.529	V	-42.309	5.094	12.356	-35.047	-13	-22.047

Test Result (EIRP) = SG Level - Cable Loss + Antenna Gain.

LTE_B4_3M_QPSK_1RB7_Link

Frequency (MHz)	SA Reading (dBm)	Ant.Pol. (H/V)	SG Reading (dBm)	Cable Loss (dB)	Gain (dBi)	EIRP (dBm)	Limit (dBm)	Margin (dB)
Channel 19965 (1711.5MHz)								
3423.00	-60.920	H	-50.256	4.065	12.100	-42.221	-13	-29.221
5134.50	-60.000	H	-45.260	5.076	12.242	-38.094	-13	-25.094
3423.00	-61.650	V	-50.254	4.065	12.100	-42.219	-13	-29.219
5134.50	-59.180	V	-44.751	5.076	12.242	-37.585	-13	-24.585

Test Result (EIRP) = SG Level - Cable Loss + Antenna Gain.

LTE_B4_5M_QPSK_1RB12_Link

Frequency (MHz)	SA Reading (dBm)	Ant.Pol. (H/V)	SG Reading (dBm)	Cable Loss (dB)	Gain (dBi)	EIRP (dBm)	Limit (dBm)	Margin (dB)
Channel 20375 (1752.5MHz)								
3505.00	-62.119	H	-51.399	4.115	12.291	-43.223	-13	-30.223
5257.50	-64.467	H	-50.230	5.111	12.464	-42.878	-13	-29.878
3505.00	-63.564	V	-52.022	4.115	12.291	-43.846	-13	-30.846
5257.50	-57.520	V	-43.540	5.111	12.464	-36.188	-13	-23.188

Test Result (EIRP) = SG Level - Cable Loss + Antenna Gain.

LTE_B4_10M_QPSK_1RB24_Link

Frequency (MHz)	SA Reading (dBm)	Ant.Pol. (H/V)	SG Reading (dBm)	Cable Loss (dB)	Gain (dBi)	EIRP (dBm)	Limit (dBm)	Margin (dB)
Channel 20000 (1715MHz)								
3430.00	-65.122	H	-54.396	4.069	12.118	-46.347	-13	-33.347
5145.00	-64.460	H	-49.980	5.079	12.261	-42.798	-13	-29.798
3430.00	-64.060	V	-52.594	4.069	12.118	-44.545	-13	-31.545
5145.00	-60.420	V	-46.246	5.079	12.261	-39.064	-13	-26.064

Test Result (EIRP) = SG Level - Cable Loss + Antenna Gain.

LTE_B4_15M_QPSK_1RB37_Link

Frequency (MHz)	SA Reading (dBm)	Ant.Pol. (H/V)	SG Reading (dBm)	Cable Loss (dB)	Gain (dBi)	EIRP (dBm)	Limit (dBm)	Margin (dB)
Channel 20325 (1747.5MHz)								
3495.00	-60.464	H	-49.759	4.108	12.287	-41.580	-13	-28.580
5242.50	-62.441	H	-48.154	5.107	12.437	-40.824	-13	-27.824
3495.00	-61.823	V	-50.301	4.108	12.287	-42.122	-13	-29.122
5242.50	-57.525	V	-43.501	5.107	12.437	-36.171	-13	-23.171

Test Result (EIRP) = SG Level - Cable Loss + Antenna Gain.

LTE_B4_20M_QPSK_1RB49_Link

Frequency (MHz)	SA Reading (dBm)	Ant.Pol. (H/V)	SG Reading (dBm)	Cable Loss (dB)	Gain (dBi)	EIRP (dBm)	Limit (dBm)	Margin (dB)
Channel 20300 (1745MHz)								
3490.00	-62.465	H	-51.677	4.105	12.274	-43.508	-13	-30.508
5235.00	-66.056	H	-51.724	5.105	12.423	-44.406	-13	-31.406
3490.00	-63.807	V	-52.207	4.105	12.274	-44.038	-13	-31.038
5235.00	-57.290	V	-43.225	5.105	12.423	-35.907	-13	-22.907

Test Result (EIRP) = SG Level - Cable Loss + Antenna Gain.

Product	LE910C4-NF		
Test Item	Radiated Spurious Emissions		
Test Mode	Mode 3: LTE Band 5		
Date of Test	2018/08/04	Test Site	CB4-H

LTE_B5_1.4M_QPSK_1RB2_Link

Frequency (MHz)	SA Reading (dBm)	Ant.Pol. (H/V)	SG Reading (dBm)	Cable Loss (dB)	Gain (dBi)	EIRP (dBm)	Limit (dBm)	Margin (dB)
Channel 20643 (848.3MHz)								
1696.60	-62.196	H	-57.797	2.834	8.890	-51.741	-13	-38.741
2544.90	-57.406	H	-48.829	3.488	10.636	-41.681	-13	-28.681
1696.60	-60.664	V	-55.657	2.834	8.890	-49.601	-13	-36.601
2544.90	-56.604	V	-47.651	3.488	10.636	-40.503	-13	-27.503

Test Result (EIRP) = SG Level - Cable Loss + Antenna Gain.

LTE_B5_3M_QPSK_1RB7_Link

Frequency (MHz)	SA Reading (dBm)	Ant.Pol. (H/V)	SG Reading (dBm)	Cable Loss (dB)	Gain (dBi)	EIRP (dBm)	Limit (dBm)	Margin (dB)
Channel 20415 (825.5MHz)								
1651.00	-63.751	H	-59.159	2.792	8.753	-53.198	-13	-40.198
2476.50	-59.285	H	-50.669	3.440	10.562	-43.546	-13	-30.546
1651.00	-58.611	V	-53.494	2.792	8.753	-47.533	-13	-34.533
2476.50	-58.935	V	-49.975	3.440	10.562	-42.852	-13	-29.852

Test Result (EIRP) = SG Level - Cable Loss + Antenna Gain.

LTE_B5_5M_QPSK_1RB0_Link

Frequency (MHz)	SA Reading (dBm)	Ant.Pol. (H/V)	SG Reading (dBm)	Cable Loss (dB)	Gain (dBi)	EIRP (dBm)	Limit (dBm)	Margin (dB)
Channel 20625 (846.5MHz)								
1693.00	-59.560	H	-55.148	2.831	8.879	-49.100	-13	-36.100
2539.50	-60.750	H	-52.222	3.484	10.632	-45.075	-13	-32.075
1693.00	-59.090	V	-54.077	2.831	8.879	-48.029	-13	-35.029
2539.50	-59.110	V	-50.204	3.484	10.632	-43.057	-13	-30.057

Test Result (EIRP) = SG Level - Cable Loss + Antenna Gain.

LTE_B5_10M_QPSK_1RB24_Link

Frequency (MHz)	SA Reading (dBm)	Ant.Pol. (H/V)	SG Reading (dBm)	Cable Loss (dB)	Gain (dBi)	EIRP (dBm)	Limit (dBm)	Margin (dB)
Channel 20600 (844MHz)								
1688.00	-58.960	H	-54.532	2.826	8.864	-48.494	-13	-35.494
2532.00	-61.240	H	-52.781	3.479	10.626	-45.634	-13	-32.634
1688.00	-58.600	V	-53.580	2.826	8.864	-47.542	-13	-34.542
2532.00	-58.400	V	-49.560	3.479	10.626	-42.413	-13	-29.413

Test Result (EIRP) = SG Level - Cable Loss + Antenna Gain.

Product	LE910C4-NF		
Test Item	Radiated Spurious Emissions		
Test Mode	Mode 4: LTE Band 12		
Date of Test	2018/08/04	Test Site	CB4-H

LTE_B12_1.4M_QPSK_1RB2_Link

Frequency (MHz)	SA Reading (dBm)	Ant.Pol. (H/V)	SG Reading (dBm)	Cable Loss (dB)	Gain (dBi)	EIRP (dBm)	Limit (dBm)	Margin (dB)
Channel 23173 (715.3MHz)								
1430.60	-58.610	H	-52.998	2.598	7.967	-47.629	-13	-34.629
2145.90	-51.100	H	-43.196	3.211	10.033	-36.374	-13	-23.374
1430.60	-54.230	V	-48.397	2.598	7.967	-43.028	-13	-30.028
2145.90	-49.500	V	-41.631	3.211	10.033	-34.809	-13	-21.809

Test Result (EIRP) = SG Level - Cable Loss + Antenna Gain.

LTE_B12_3M_QPSK_1RB7_Link

Frequency (MHz)	SA Reading (dBm)	Ant.Pol. (H/V)	SG Reading (dBm)	Cable Loss (dB)	Gain (dBi)	EIRP (dBm)	Limit (dBm)	Margin (dB)
Channel 23165 (714.5MHz)								
1429.00	-54.270	H	-48.646	2.597	7.959	-43.283	-13	-30.283
2143.50	-49.500	H	-41.636	3.209	10.030	-34.816	-13	-21.816
1429.00	-50.690	V	-44.846	2.597	7.959	-39.483	-13	-26.483
2143.50	-48.510	V	-40.679	3.209	10.030	-33.859	-13	-20.859

Test Result (EIRP) = SG Level - Cable Loss + Antenna Gain.

LTE_B12_5M_QPSK_1RB12_Link

Frequency (MHz)	SA Reading (dBm)	Ant.Pol. (H/V)	SG Reading (dBm)	Cable Loss (dB)	Gain (dBi)	EIRP (dBm)	Limit (dBm)	Margin (dB)
Channel 23155 (713.5MHz)								
1427.00	-49.810	H	-44.171	2.595	7.950	-38.816	-13	-25.816
2140.50	-46.870	H	-39.058	3.207	10.025	-32.240	-13	-19.240
1427.00	-46.800	V	-40.942	2.595	7.950	-35.587	-13	-22.587
2140.50	-45.700	V	-37.917	3.207	10.025	-31.099	-13	-18.099

Test Result (EIRP) = SG Level - Cable Loss + Antenna Gain.

LTE_B12_10M_QPSK_1RB24_Link

Frequency	SA Reading (dBm)	Ant.Pol. (H/V)	SG Reading (dBm)	Cable Loss (dB)	Gain (dBi)	EIRP (dBm)	Limit (dBm)	Margin (dB)
Channel 23060 (704MHz)								
1408.00	-57.080	H	-51.289	2.579	7.858	-46.010	-13	-33.010
2112.00	-59.140	H	-51.685	3.188	9.979	-44.893	-13	-31.893
1408.00	-55.520	V	-49.516	2.579	7.858	-44.237	-13	-31.237
2112.00	-55.160	V	-47.706	3.188	9.979	-40.914	-13	-27.914

Test Result (EIRP) = SG Level - Cable Loss + Antenna Gain.

Product	LE910C4-NF		
Test Item	Radiated Spurious Emissions		
Test Mode	Mode 5: LTE Band 13		
Date of Test	2018/08/04	Test Site	CB4-H

LTE_B13_5M_QPSK_1RB12_Link

Frequency (MHz)	SA Reading (dBm)	Ant.Pol. (H/V)	SG Reading (dBm)	Cable Loss (dB)	Gain (dBi)	EIRP (dBm)	Limit (dBm)	Margin (dB)
Channel 23230 (782MHz)								
1564.00	-62.110	H	-57.140	2.713	8.492	-51.361	-13	-38.361
2346.00	-64.670	H	-55.726	3.349	10.354	-48.722	-13	-35.722
1564.00	-64.700	V	-59.365	2.713	8.492	-53.586	-13	-40.586
2346.00	-63.360	V	-54.354	3.349	10.354	-47.350	-13	-34.350

Test Result (EIRP) = SG Level - Cable Loss + Antenna Gain.

LTE_B13_10M_QPSK_1RB49_Link

Frequency (MHz)	SA Reading (dBm)	Ant.Pol. (H/V)	SG Reading (dBm)	Cable Loss (dB)	Gain (dBi)	EIRP (dBm)	Limit (dBm)	Margin (dB)
Channel 23230 (782MHz)								
1564.00	-62.840	H	-57.870	2.713	8.492	-52.091	-13	-39.091
2346.00	-59.640	H	-50.696	3.349	10.354	-43.692	-13	-30.692
1564.00	-63.860	V	-58.525	2.713	8.492	-52.746	-13	-39.746
2346.00	-57.360	V	-48.354	3.349	10.354	-41.350	-13	-28.350

Test Result (EIRP) = SG Level - Cable Loss + Antenna Gain.

Product	LE910C4-NF		
Test Item	Radiated Spurious Emissions		
Test Mode	Mode 6: LTE Band 14		
Date of Test	2018/08/04	Test Site	CB4-H

LTE_B14_5M_QPSK_1RB24_Link

Frequency (MHz)	SA Reading (dBm)	Ant.Pol. (H/V)	SG Reading (dBm)	Cable Loss (dB)	Gain (dBi)	EIRP (dBm)	Limit (dBm)	Margin (dB)
Channel 23355 (795.5MHz)								
1591.00	-60.480	H	-55.668	2.738	8.573	-49.833	-35	-14.833
2386.50	-57.430	H	-48.473	3.377	10.418	-41.432	-35	-6.432
1591.00	-63.020	V	-57.794	2.738	8.573	-51.959	-35	-16.959
2386.50	-55.700	V	-46.593	3.377	10.418	-39.552	-35	-4.552

Test Result (EIRP) = SG Level - Cable Loss + Antenna Gain.

LTE_B14_10M_QPSK_1RB49_Link

Frequency (MHz)	SA Reading (dBm)	Ant.Pol. (H/V)	SG Reading (dBm)	Cable Loss (dB)	Gain (dBi)	EIRP (dBm)	Limit (dBm)	Margin (dB)
Channel 23330 (793MHz)								
1586.00	-59.880	H	-55.060	2.733	8.558	-49.235	-35	-14.235
2379.00	-57.380	H	-48.481	3.372	10.406	-41.447	-35	-6.447
1586.00	-56.230	V	-51.005	2.733	8.558	-45.180	-35	-10.18
2379.00	-55.510	V	-46.477	3.372	10.406	-39.443	-35	-4.443

Test Result (EIRP) = SG Level - Cable Loss + Antenna Gain.

Product	LE910C4-NF		
Test Item	Radiated Spurious Emissions		
Test Mode	Mode 6: LTE Band 14		
Date of Test	2018/08/04	Test Site	CB4-H

LTE_B66_1.4M_QPSK_1RB2_Link

Frequency (MHz)	SA Reading (dBm)	Ant.Pol. (H/V)	SG Reading (dBm)	Cable Loss (dB)	Gain (dBi)	EIRP (dBm)	Limit (dBm)	Margin (dB)
Channel 132665 (1779.3MHz)								
3558.60	-64.780	H	-53.858	4.161	12.195	-45.825	-13	-32.825
5337.90	-66.560	H	-52.243	5.134	12.608	-44.769	-13	-31.769
3558.60	-63.350	V	-51.610	4.161	12.195	-43.577	-13	-30.577
5337.90	-60.510	V	-46.414	5.134	12.608	-38.940	-13	-25.940

Test Result (EIRP) = SG Level - Cable Loss + Antenna Gain.

LTE_B66_3M_QPSK_1RB7_Link

Frequency (MHz)	SA Reading (dBm)	Ant.Pol. (H/V)	SG Reading (dBm)	Cable Loss (dB)	Gain (dBi)	EIRP (dBm)	Limit (dBm)	Margin (dB)
Channel 132322 (1745MHz)								
3490.00	-66.310	H	-55.522	4.105	12.274	-47.353	-13	-34.353
5235.00	-64.230	H	-49.898	5.105	12.423	-42.580	-13	-29.580
3490.00	-66.980	V	-55.380	4.105	12.274	-47.211	-13	-34.211
5235.00	-56.240	V	-42.175	5.105	12.423	-34.857	-13	-21.857

Test Result (EIRP) = SG Level - Cable Loss + Antenna Gain.

LTE_B66_5M_QPSK_1RB24_Link

Frequency (MHz)	SA Reading (dBm)	Ant.Pol. (H/V)	SG Reading (dBm)	Cable Loss (dB)	Gain (dBi)	EIRP (dBm)	Limit (dBm)	Margin (dB)
Channel 132322 (1745MHz)								
3490.00	-67.340	H	-56.552	4.105	12.274	-48.383	-13	-35.383
5235.00	-63.850	H	-49.518	5.105	12.423	-42.200	-13	-29.200
3490.00	-67.020	V	-55.420	4.105	12.274	-47.251	-13	-34.251
5235.00	-56.380	V	-42.315	5.105	12.423	-34.997	-13	-21.997

Test Result (EIRP) = SG Level - Cable Loss + Antenna Gain.

LTE_B66_10M_QPSK_1RB24_Link

Frequency (MHz)	SA Reading (dBm)	Ant.Pol. (H/V)	SG Reading (dBm)	Cable Loss (dB)	Gain (dBi)	EIRP (dBm)	Limit (dBm)	Margin (dB)
Channel 132022 (1715MHz)								
3430.00	-66.790	H	-56.064	4.069	12.118	-48.015	-13	-35.015
5145.00	-66.500	H	-52.020	5.079	12.261	-44.838	-13	-31.838
3430.00	-64.610	V	-53.144	4.069	12.118	-45.095	-13	-32.095
5145.00	-57.070	V	-42.896	5.079	12.261	-35.714	-13	-22.714

Test Result (EIRP) = SG Level - Cable Loss + Antenna Gain.

LTE_B66_15M_QPSK_1RB37_Link

Frequency (MHz)	SA Reading (dBm)	Ant.Pol. (H/V)	SG Reading (dBm)	Cable Loss (dB)	Gain (dBi)	EIRP (dBm)	Limit (dBm)	Margin (dB)
Channel 132322 (1745MHz)								
3490.00	-65.790	H	-55.002	4.105	12.274	-46.833	-13	-33.833
5235.00	-64.310	H	-49.978	5.105	12.423	-42.660	-13	-29.660
3490.00	-66.870	V	-55.270	4.105	12.274	-47.101	-13	-34.101
5235.00	-56.010	V	-41.945	5.105	12.423	-34.627	-13	-21.627

Test Result (EIRP) = SG Level - Cable Loss + Antenna Gain.

LTE_B66_20M_QPSK_1RB0_Link

Frequency (MHz)	SA Reading (dBm)	Ant.Pol. (H/V)	SG Reading (dBm)	Cable Loss (dB)	Gain (dBi)	EIRP (dBm)	Limit (dBm)	Margin (dB)
Channel 132322 (1745MHz)								
3490.00	-66.110	H	-55.322	4.105	12.274	-47.153	-13	-34.153
5235.00	-67.310	H	-52.978	5.105	12.423	-45.660	-13	-32.660
3490.00	-67.410	V	-55.810	4.105	12.274	-47.641	-13	-34.641
5235.00	-57.970	V	-43.905	5.105	12.423	-36.587	-13	-23.587

Test Result (EIRP) = SG Level - Cable Loss + Antenna Gain.

Product	LE910C4-NF		
Test Item	Radiated Spurious Emissions		
Test Mode	Mode 8: LTE Band 71		
Date of Test	2018/08/04	Test Site	CB4-H

LTE_B71_5M_QPSK_1RB12_Link

Frequency (MHz)	SA Reading (dBm)	Ant.Pol. (H/V)	SG Reading (dBm)	Cable Loss (dB)	Gain (dBi)	EIRP (dBm)	Limit (dBm)	Margin (dB)
Channel 113148 (665.5MHz)								
1331.00	-60.660	H	-54.313	2.516	7.489	-49.340	-13	-36.340
1996.50	-54.950	H	-49.034	3.107	9.790	-42.351	-13	-29.351
1331.00	-57.820	V	-51.289	2.516	7.489	-46.316	-13	-33.316
1996.50	-51.910	V	-45.873	3.107	9.790	-39.190	-13	-26.190

Test Result (EIRP) = SG Level - Cable Loss + Antenna Gain.

LTE_B71_10M_QPSK_1RB24_Link

Frequency (MHz)	SA Reading (dBm)	Ant.Pol. (H/V)	SG Reading (dBm)	Cable Loss (dB)	Gain (dBi)	EIRP (dBm)	Limit (dBm)	Margin (dB)
Channel 133172 (668MHz)								
1336.00	-61.330	H	-55.010	2.520	7.513	-50.017	-13	-37.017
2004.00	-56.560	H	-50.595	3.113	9.806	-43.901	-13	-30.901
1336.00	-60.390	V	-53.885	2.520	7.513	-48.892	-13	-35.892
2004.00	-54.720	V	-48.648	3.113	9.806	-41.954	-13	-28.954

Test Result (EIRP) = SG Level - Cable Loss + Antenna Gain.

LTE_B71_15M_QPSK_1RB37_Link

Frequency (MHz)	SA Reading (dBm)	Ant.Pol. (H/V)	SG Reading (dBm)	Cable Loss (dB)	Gain (dBi)	EIRP (dBm)	Limit (dBm)	Margin (dB)
Channel 133197 (670.5MHz)								
1341.00	-58.830	H	-52.539	2.524	7.537	-47.527	-13	-34.527
2011.50	-56.250	H	-50.158	3.118	9.818	-43.458	-13	-30.458
1341.00	-58.960	V	-52.481	2.524	7.537	-47.469	-13	-34.469
2011.50	-49.100	V	-42.908	3.118	9.818	-36.208	-13	-23.208

Test Result (EIRP) = SG Level - Cable Loss + Antenna Gain.

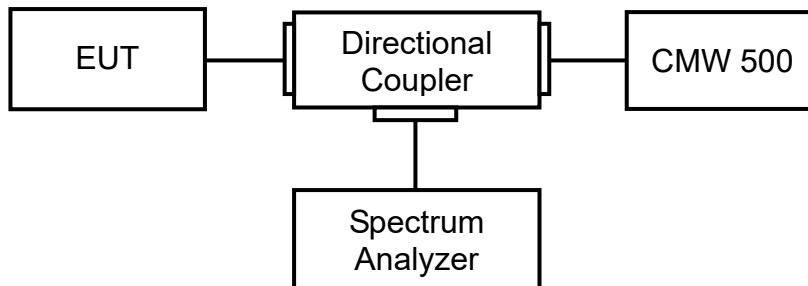
LTE_B71_20M_QPSK_1RB49_Link

Frequency (MHz)	SA Reading (dBm)	Ant.Pol. (H/V)	SG Reading (dBm)	Cable Loss (dB)	Gain (dBi)	EIRP (dBm)	Limit (dBm)	Margin (dB)
Channel 133297 (680.5MHz)								
1361.00	-60.300	H	-54.164	2.541	7.633	-49.072	-13	-36.072
2041.50	-60.710	H	-54.143	3.139	9.866	-47.415	-13	-34.415
1361.00	-55.880	V	-49.548	2.541	7.633	-44.456	-13	-31.456
2041.50	-57.120	V	-50.484	3.139	9.866	-43.756	-13	-30.756

Test Result (EIRP) = SG Level - Cable Loss + Antenna Gain.

7. Spurious Emissions at Antenna Terminals

7.1. Test Setup



7.2. Test Procedure

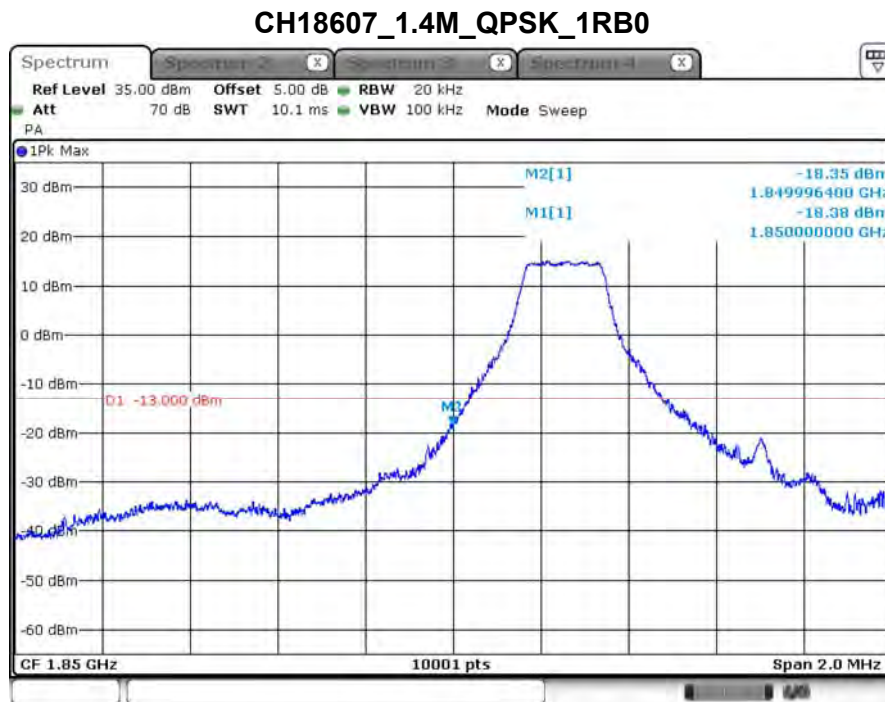
- a) Place the EUT on a bench and set it in transmitting mode.
- b) Connect a low loss RF cable from the antenna port to a spectrum analyzer and CMW500 by a Directional Couple.
- c) EUT Communicate with CMW500, then select a channel for testing.
- d) Add a correction factor to the display of spectrum, and then test.
- e) The resolution bandwidth of the spectrum analyzer was set at 1 MHz, sufficient scans were taken to show the out of band Emission if any up to 10th harmonic.

7.3. Test Method

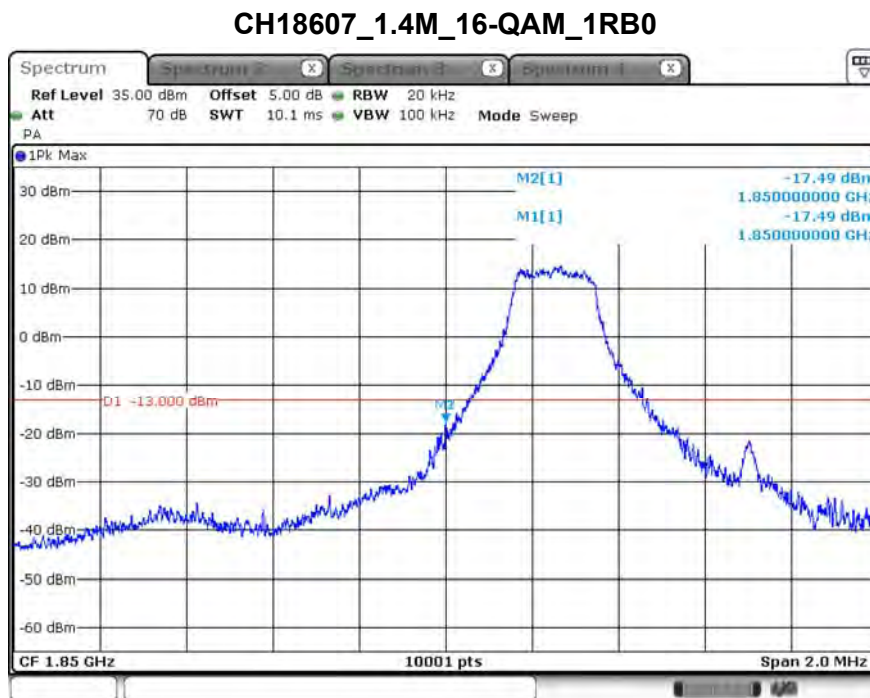
KDB 971168 D01 Power Meas License Digital Systems v03 sub-clause 6.1
ANSI C63.26: 2015 Sub-clause 5.7

7.4. Test Result

Product	LE910C4-NF		
Test Item	Spurious Emissions at Antenna Terminals		
Test Mode	Mode 1: LTE Band 2		
Date of Test	2018/08/12	Test Site	SR10-H

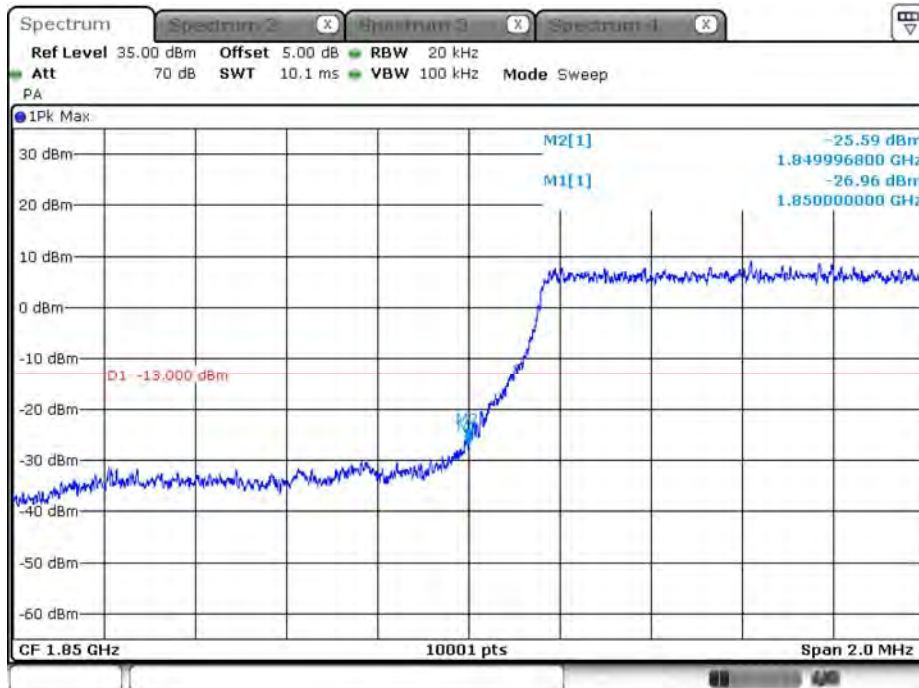


Date: 12 AUG 2018 10:27:33



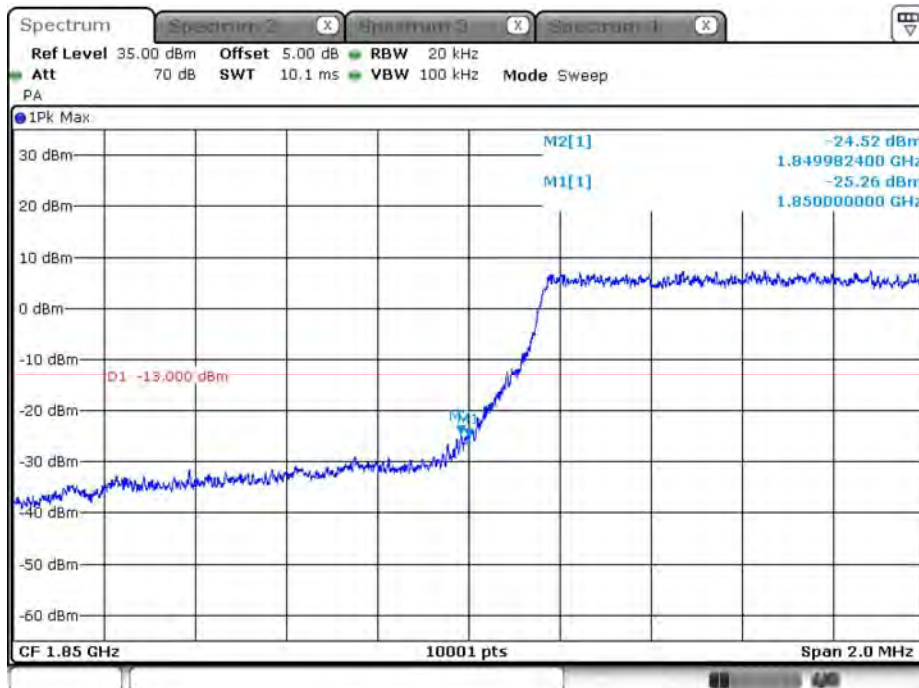
Date: 12 AUG 2018 10:39:59

CH18607_1.4M_QPSK_6RB0



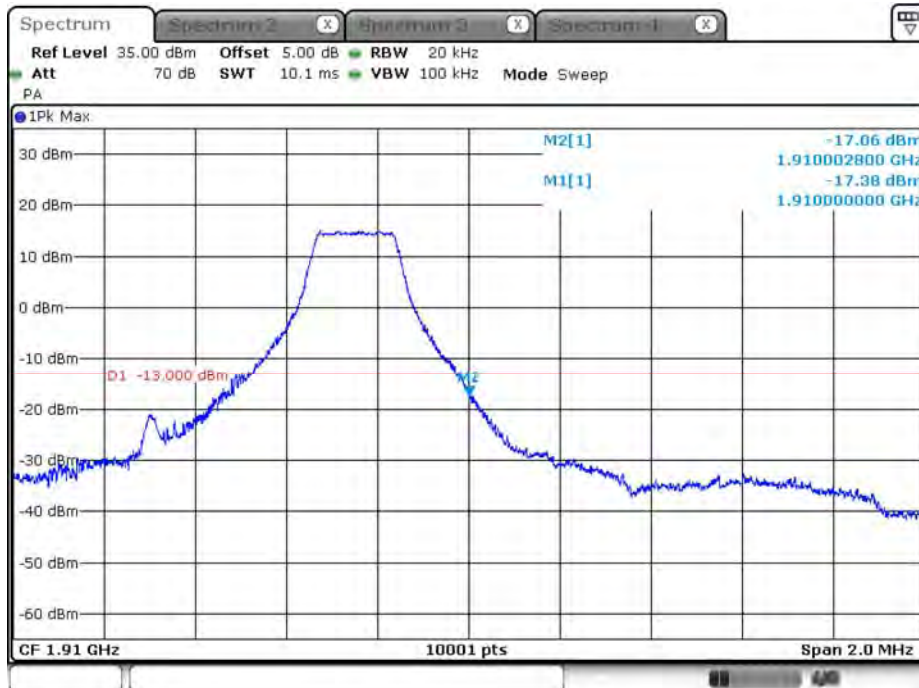
Date: 12.AUG.2018 11:21:25

CH18607_1.4M_16-QAM_6RB0



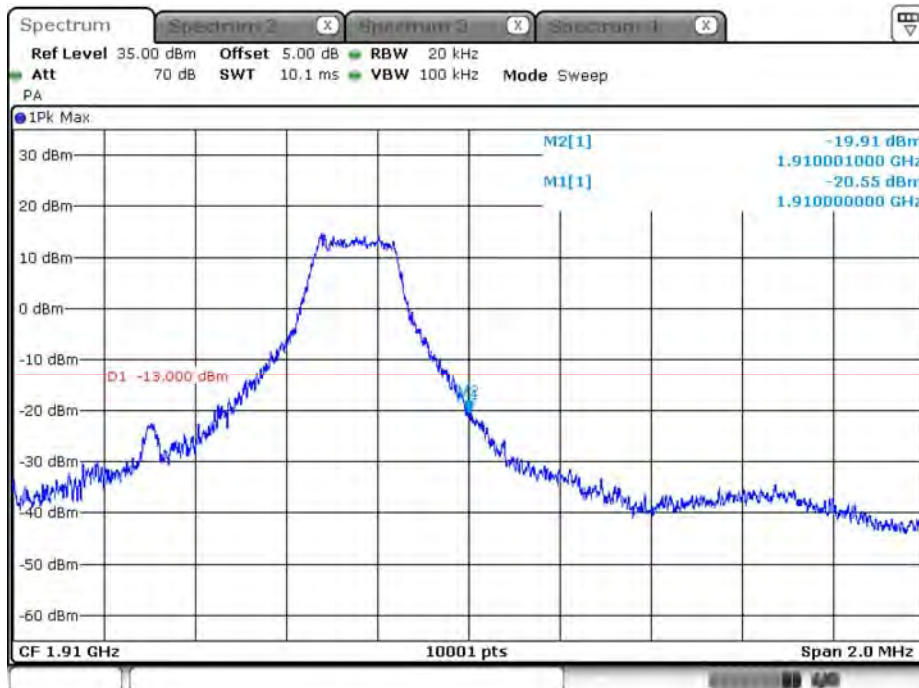
Date: 12.AUG.2018 10:49:03

CH19193_1.4M_QPSK_1RB5



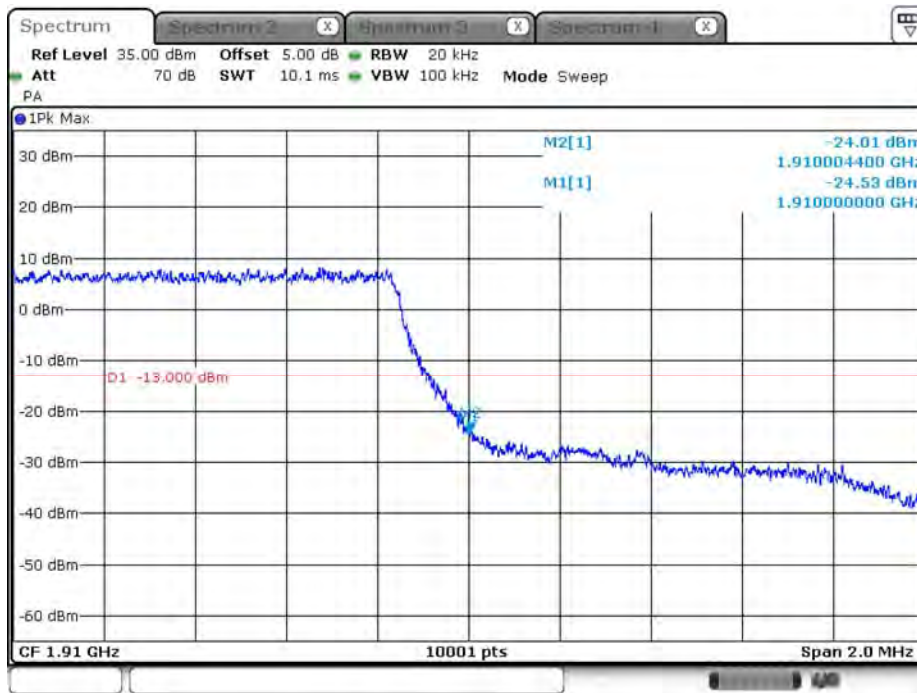
Date: 12.AUG.2018 11:49:21

CH19193_1.4M_16-QAM_1RB5



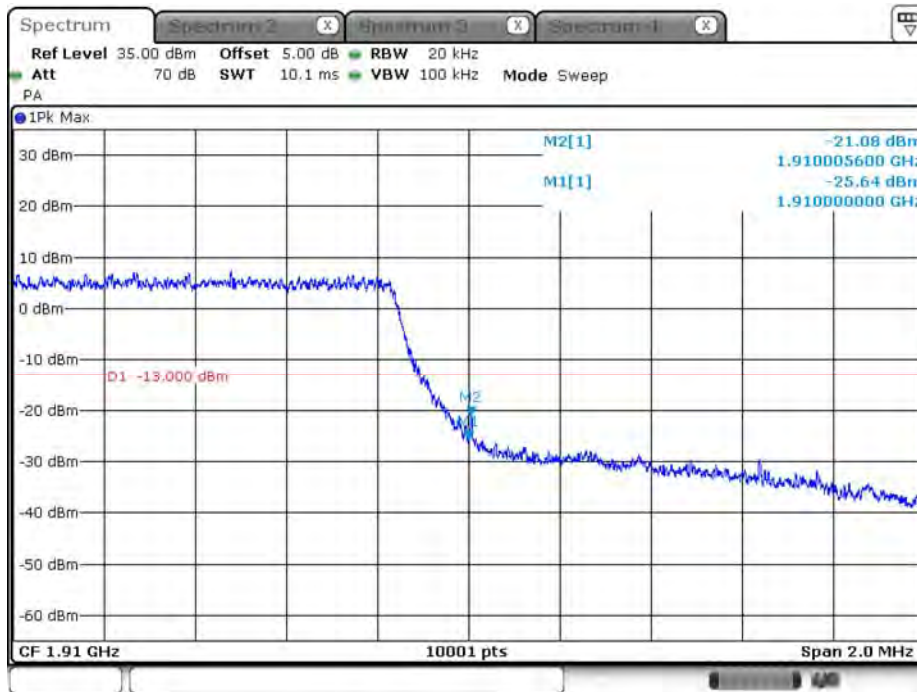
Date: 12.AUG.2018 11:58:13

CH19193_1.4M_QPSK_6RB0



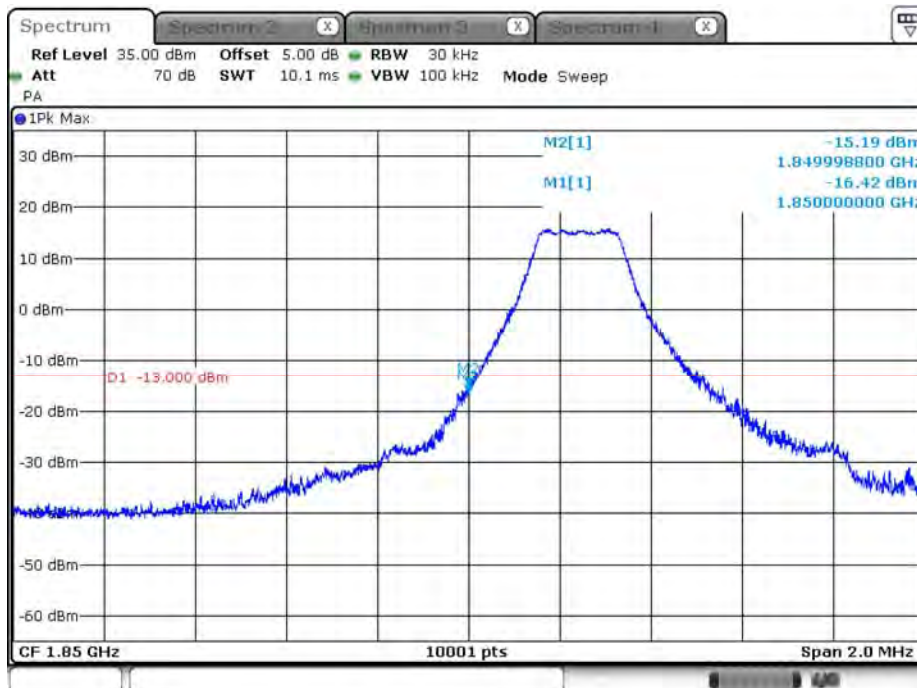
Date: 12.AUG.2018 12:00:00

CH19193_1.4M_16-QAM_6RB0



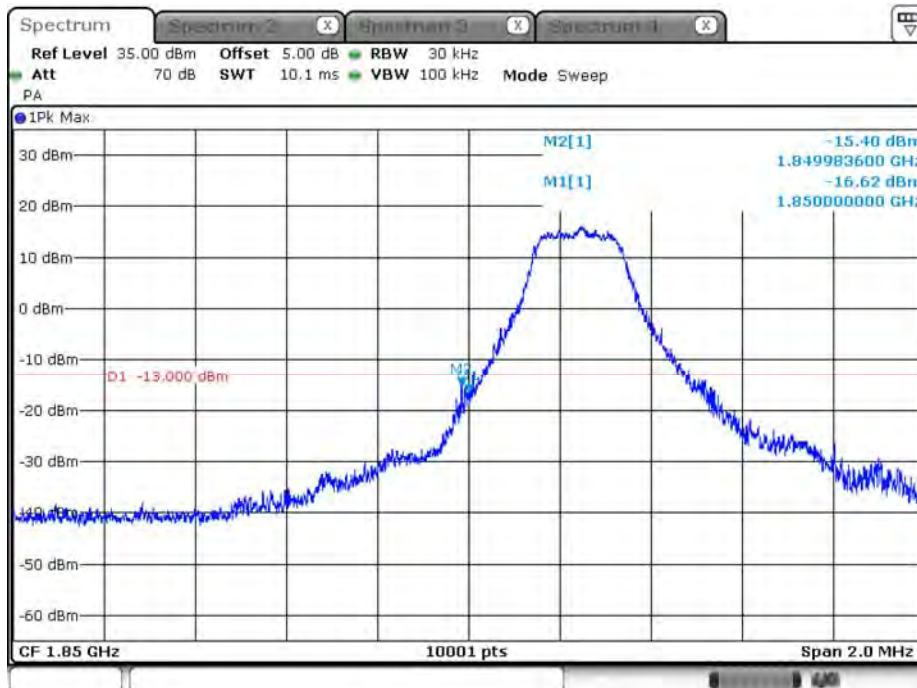
Date: 12.AUG.2018 11:59:02

CH18615_3M_QPSK_1RB0



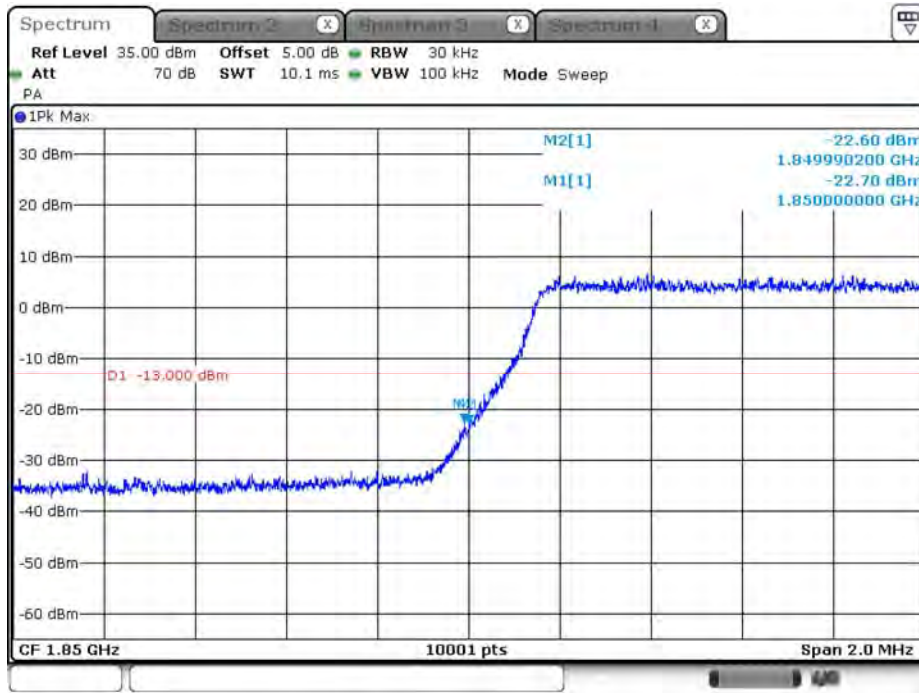
Date: 12.AUG.2018 14:53:03

CH18615_3M_16-QAM_1RB0



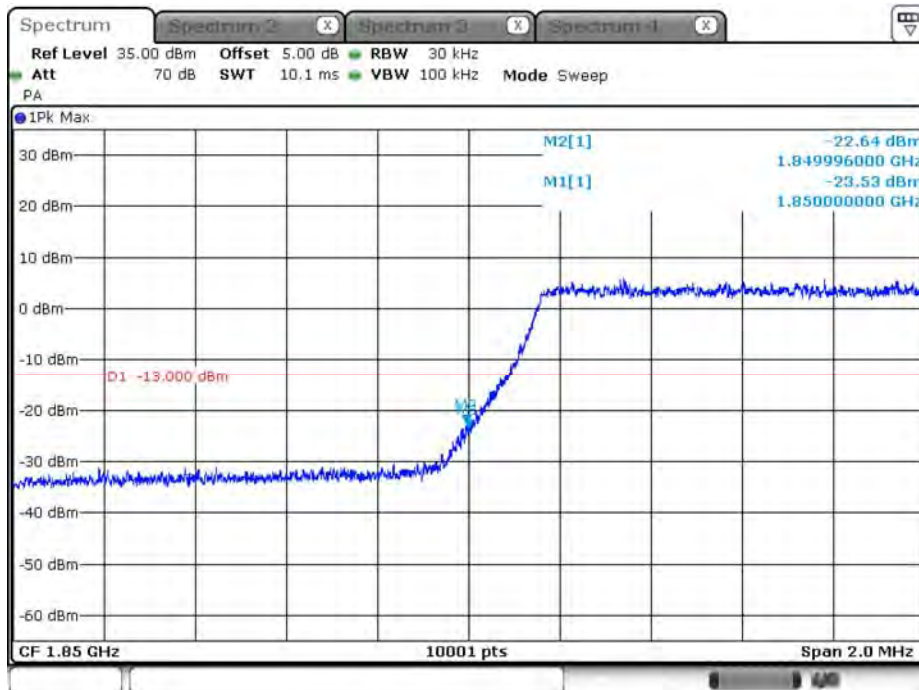
Date: 12.AUG.2018 14:54:00

CH18615_3M_QPSK_15RB0



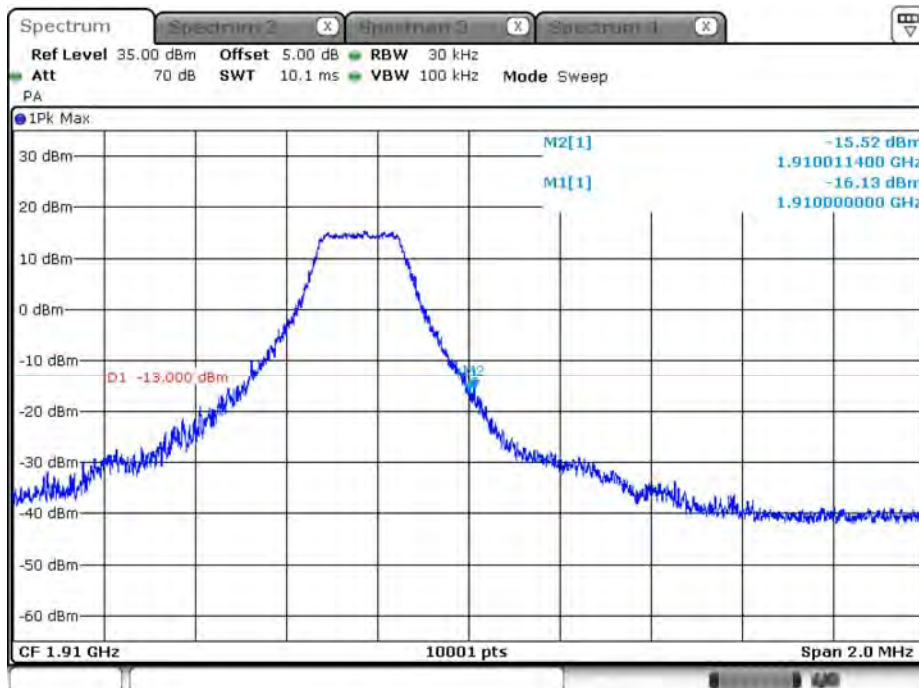
Date: 12.AUG.2018 15:29:01

CH18615_3M_16-QAM_15RB0



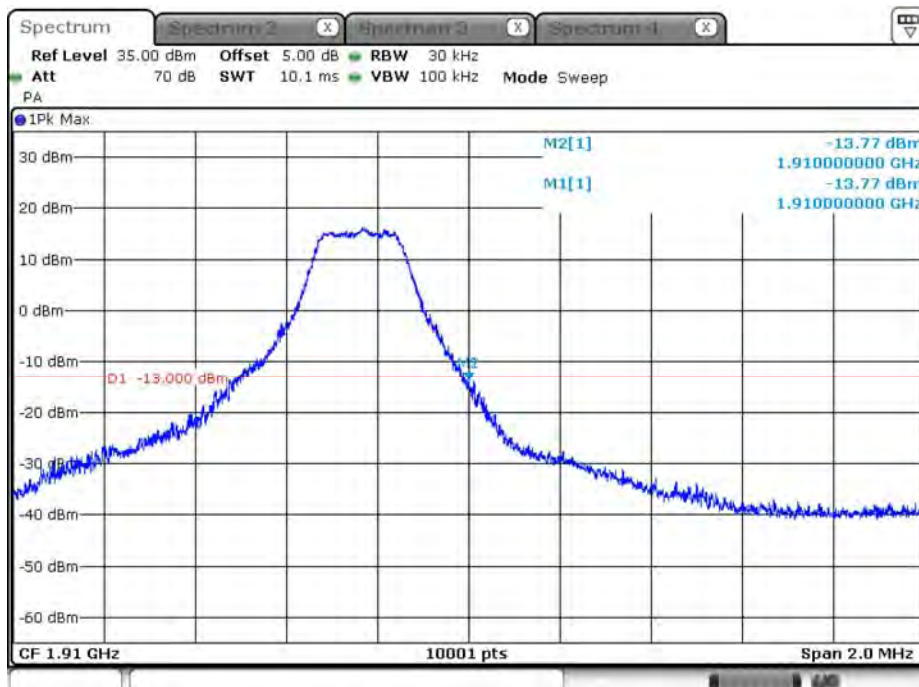
Date: 12.AUG.2018 14:55:17

CH19185_3M_QPSK_1RB14



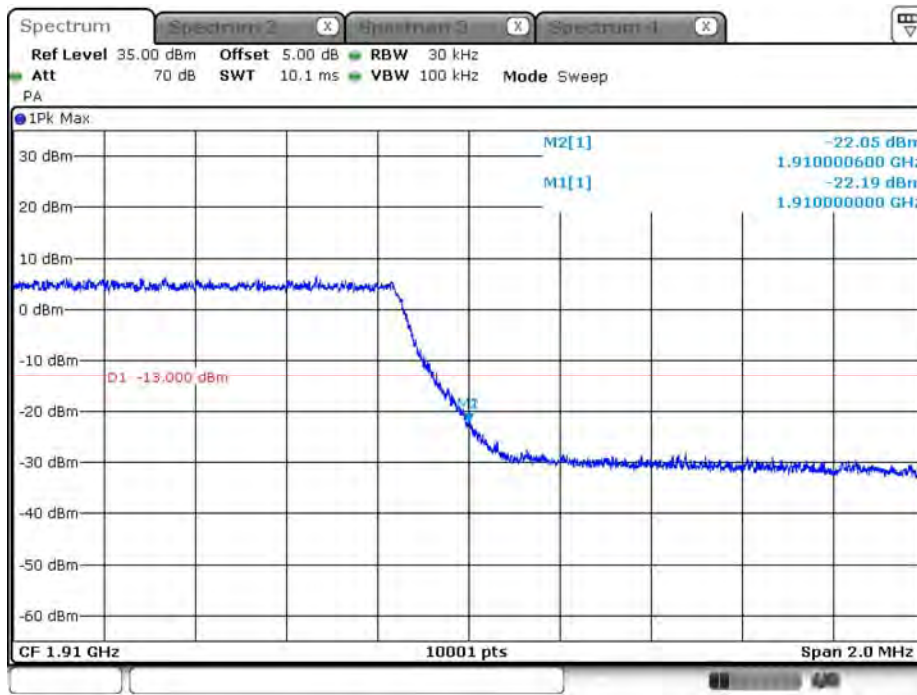
Date: 12.AUG.2018 14:10:19

CH19185_3M_16-QAM_1RB14



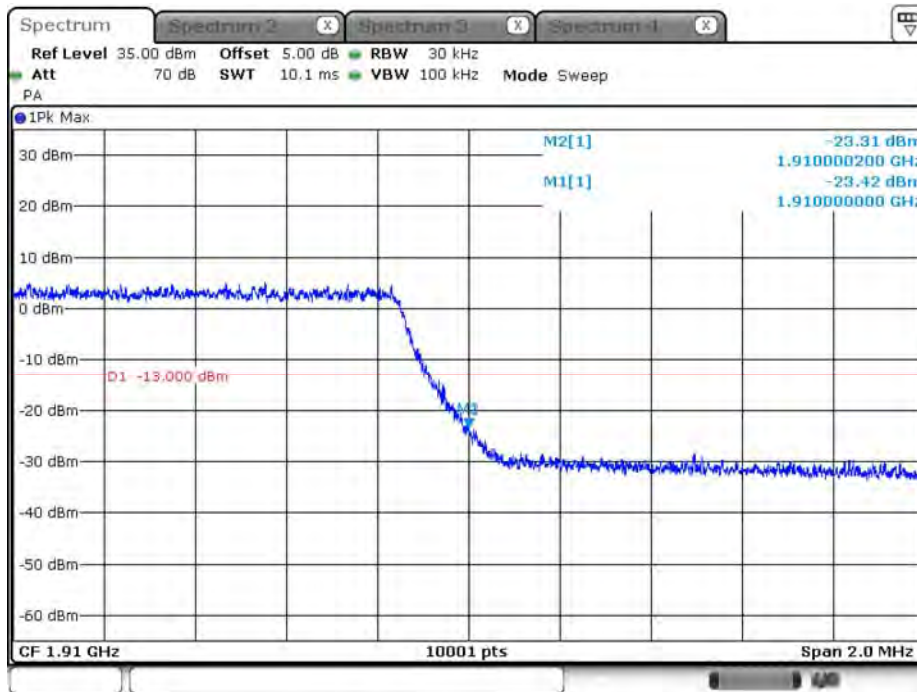
Date: 12.AUG.2018 14:15:27

CH19185_3M_QPSK_15RB0



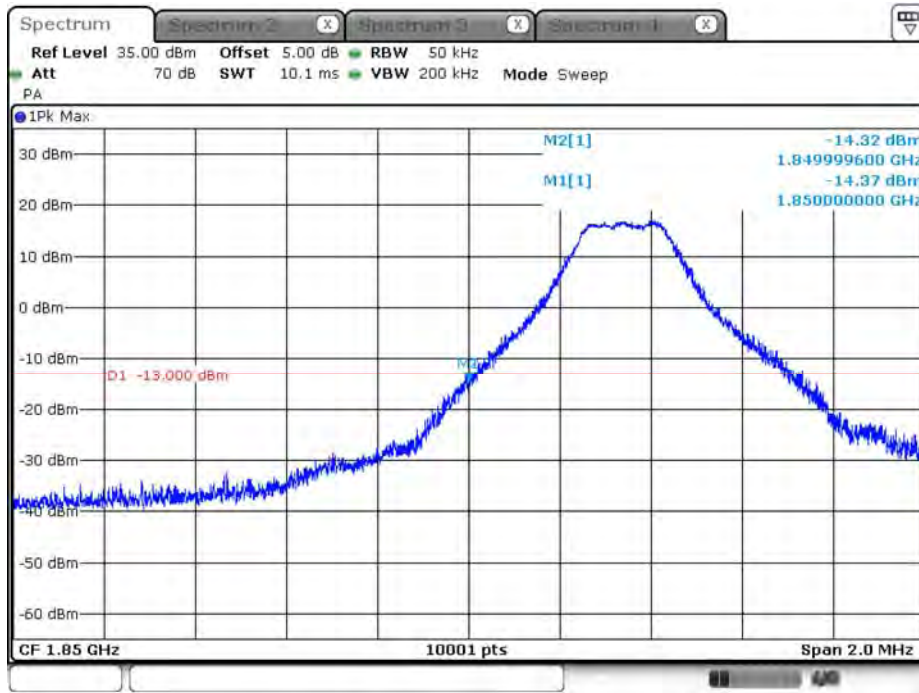
Date: 12.AUG.2018 14:22:51

CH19185_3M_16-QAM_15RB0



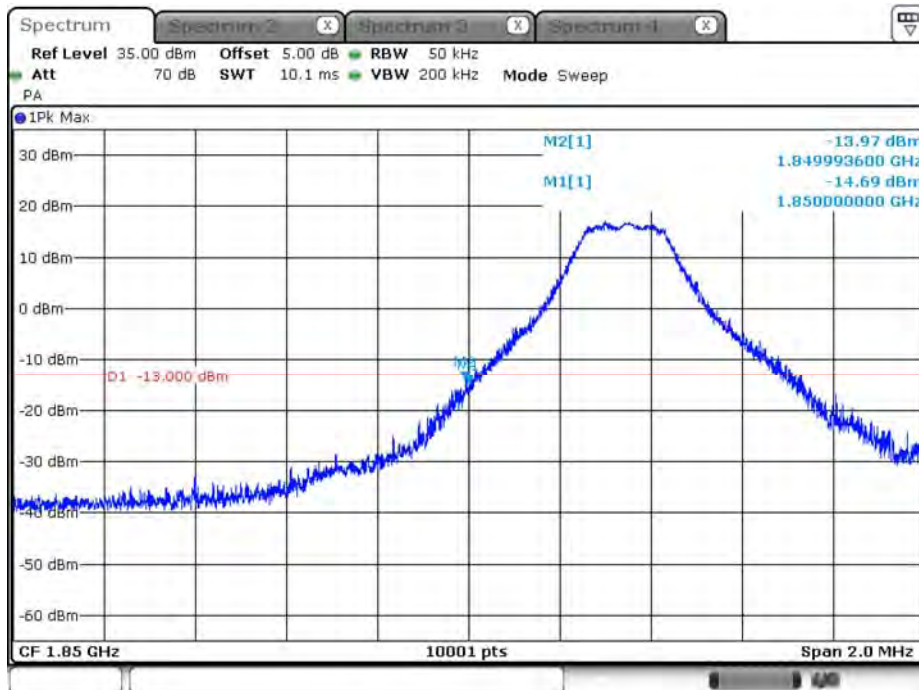
Date: 12.AUG.2018 14:17:19

CH18625_5M_QPSK_1RB0



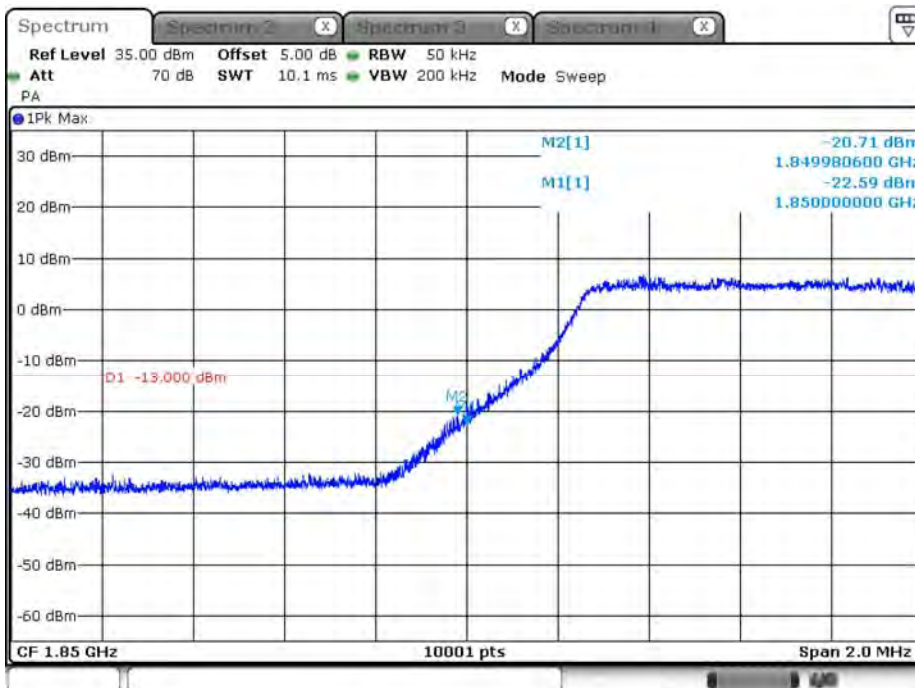
Date: 12.AUG.2018 15:36:34

CH18625_5M_16-QAM_1RB0



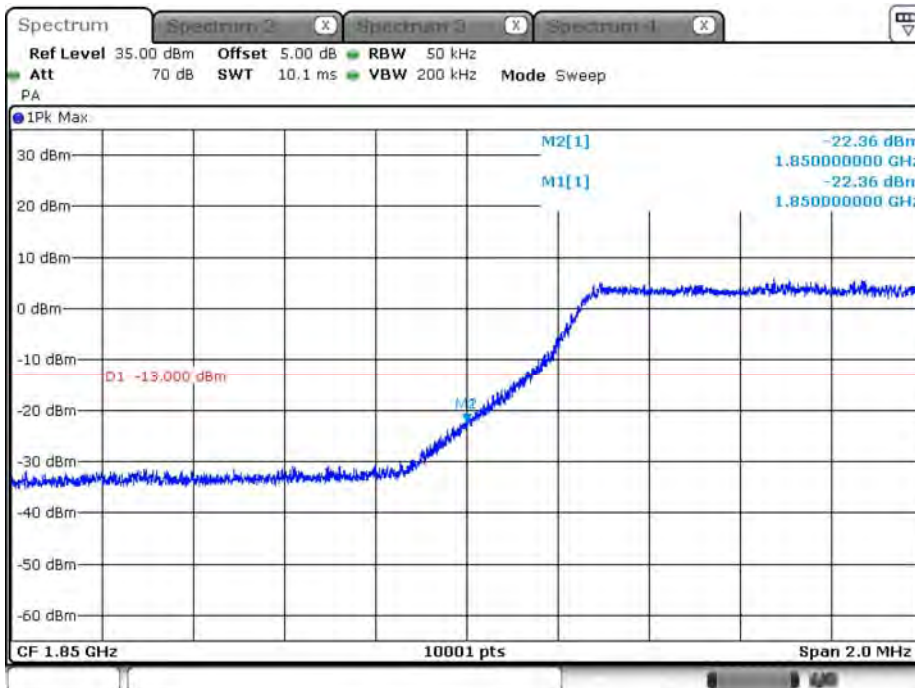
Date: 12.AUG.2018 17:44:12

CH18625_5M_QPSK_25RB0



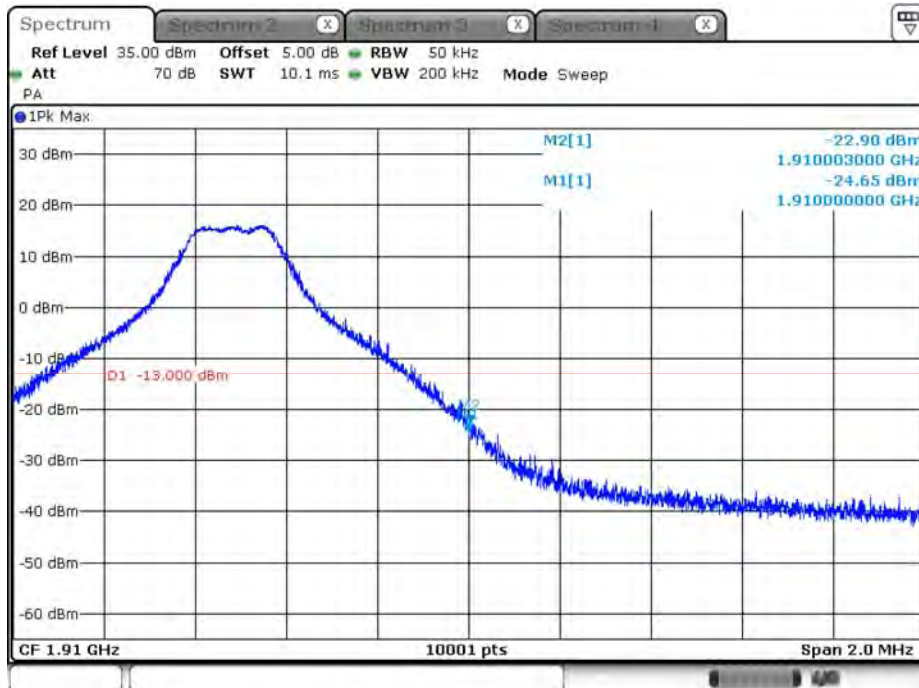
Date: 13.AUG.2018 10:37:52

CH18625_5M_16-QAM_25RB0



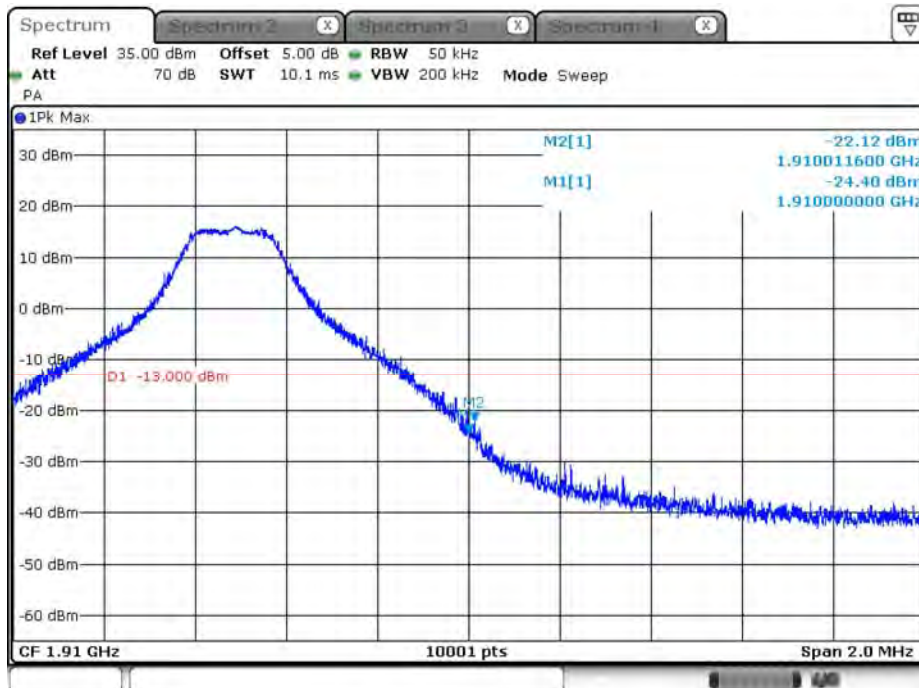
Date: 13.AUG.2018 10:39:43

CH19175_5M_QPSK_1RB24



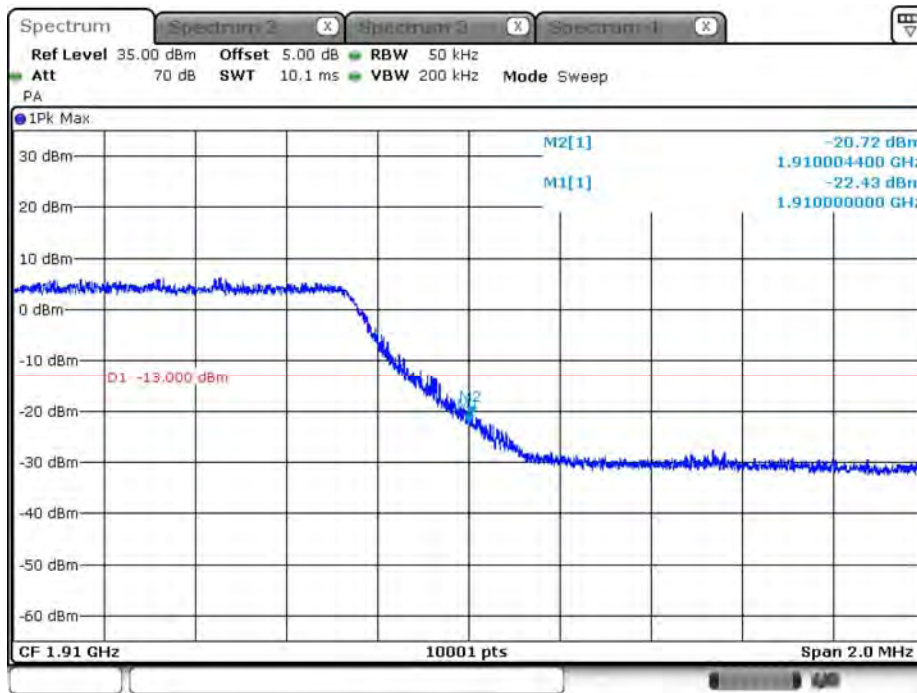
Date: 13.AUG.2018 10:50:29

CH19175_5M_16-QAM_1RB24



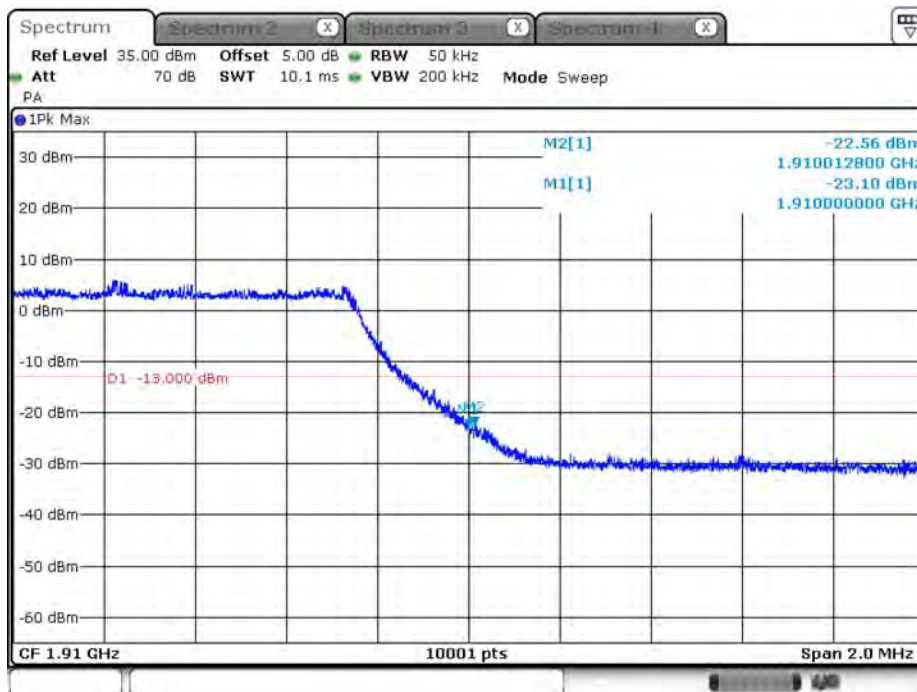
Date: 13.AUG.2018 10:51:13

CH19175_5M_QPSK_25RB0



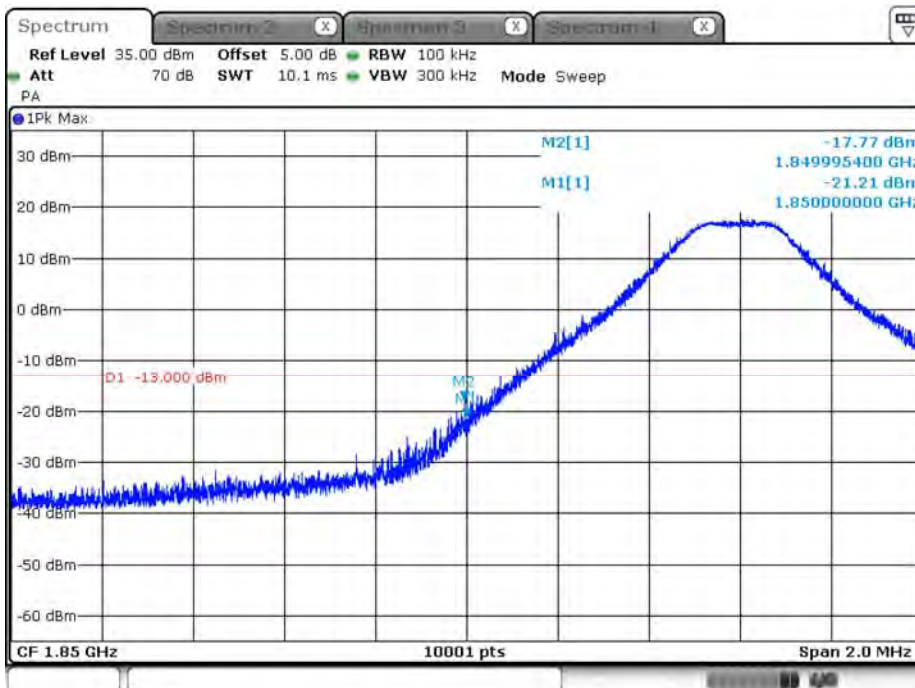
Date: 13.AUG.2018 10:45:26

CH19175_5M_16-QAM_25RB0



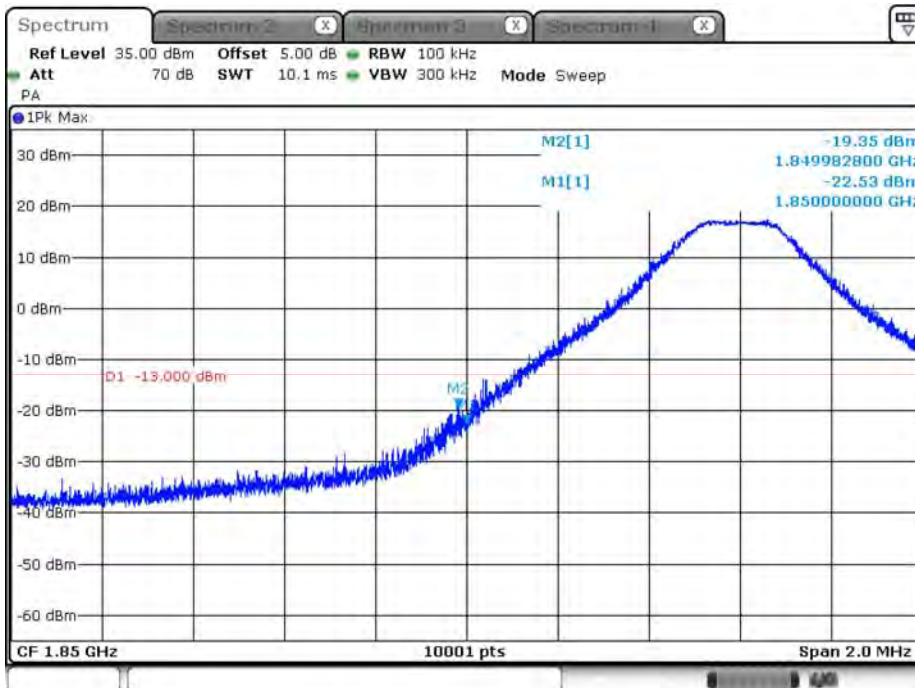
Date: 13.AUG.2018 10:48:59

CH18650_10M_QPSK_1RB0



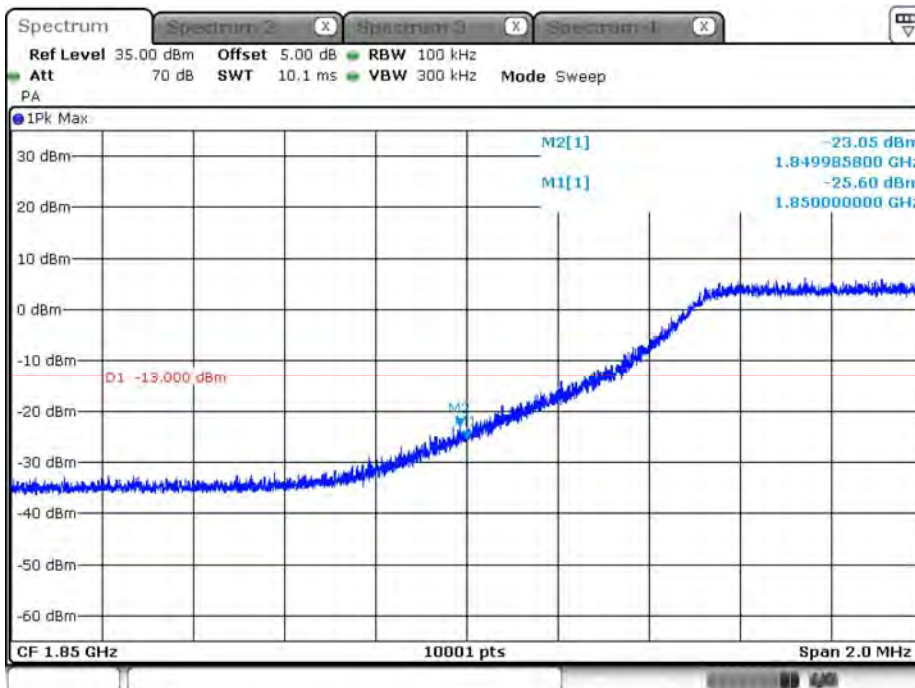
Date: 13.AUG.2018 11:20:01

CH18650_10M_16-QAM_1RB0



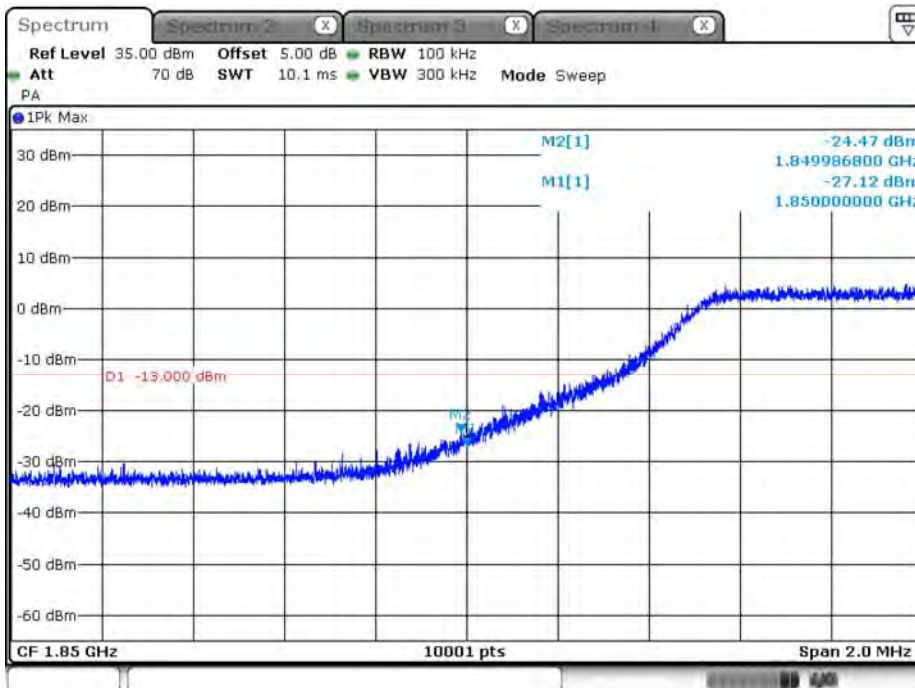
Date: 13.AUG.2018 11:18:39

CH18650_10M_QPSK_50RB0



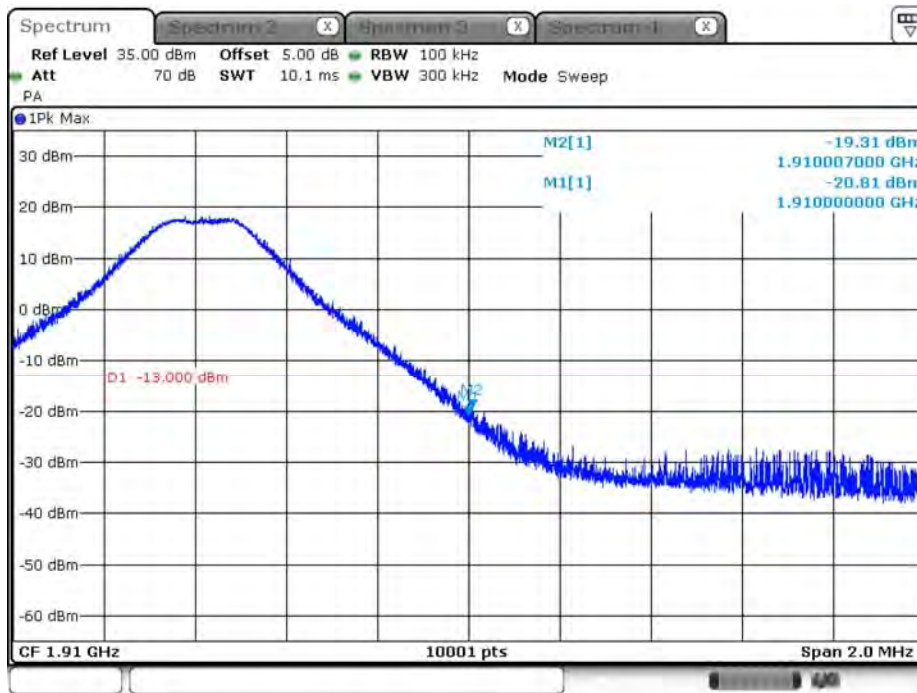
Date: 13.AUG.2018 11:01:01

CH18650_10M_16-QAM_50RB0



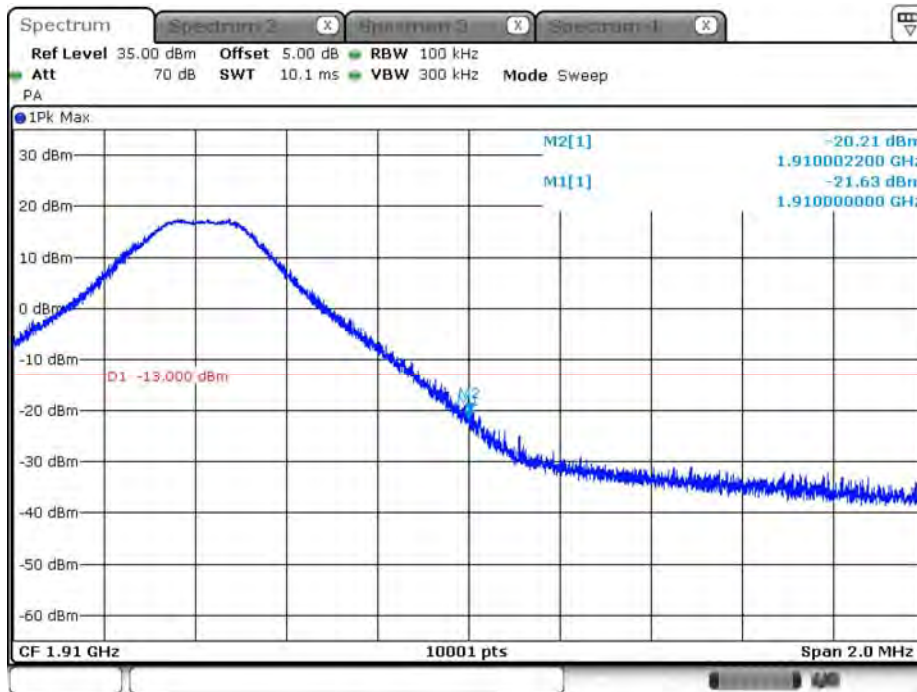
Date: 13.AUG.2018 11:02:14

CH19150_10M_QPSK_1RB49



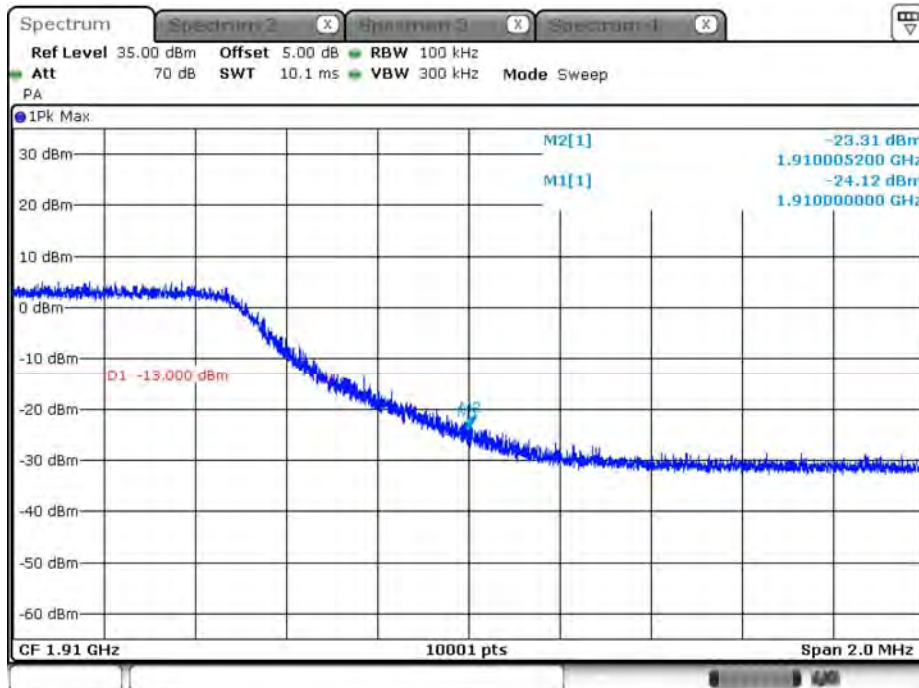
Date: 13.AUG.2018 10:54:02

CH19150_10M_16-QAM_1RB49

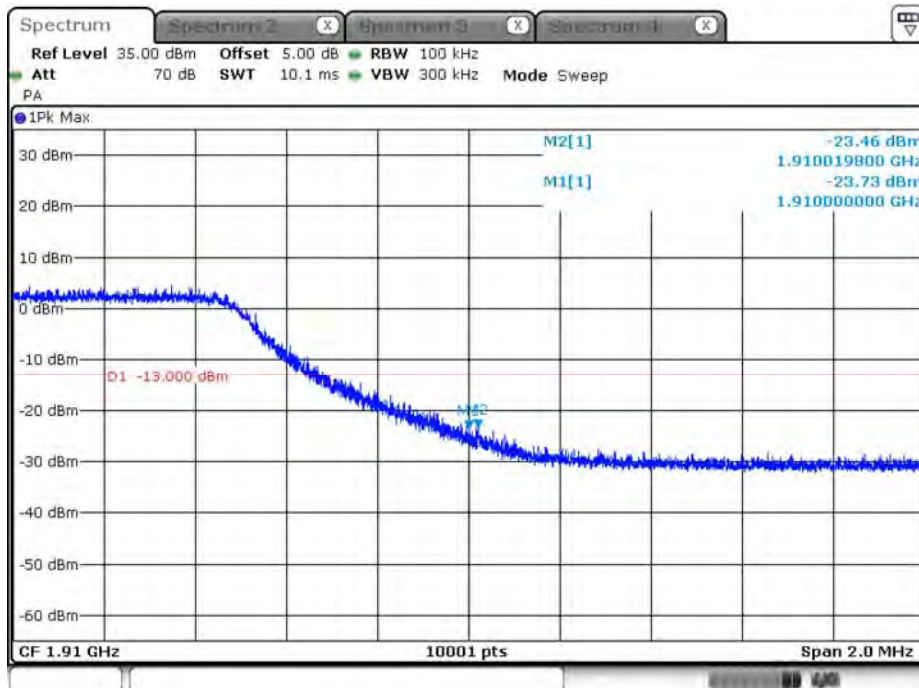


Date: 13.AUG.2018 10:55:46

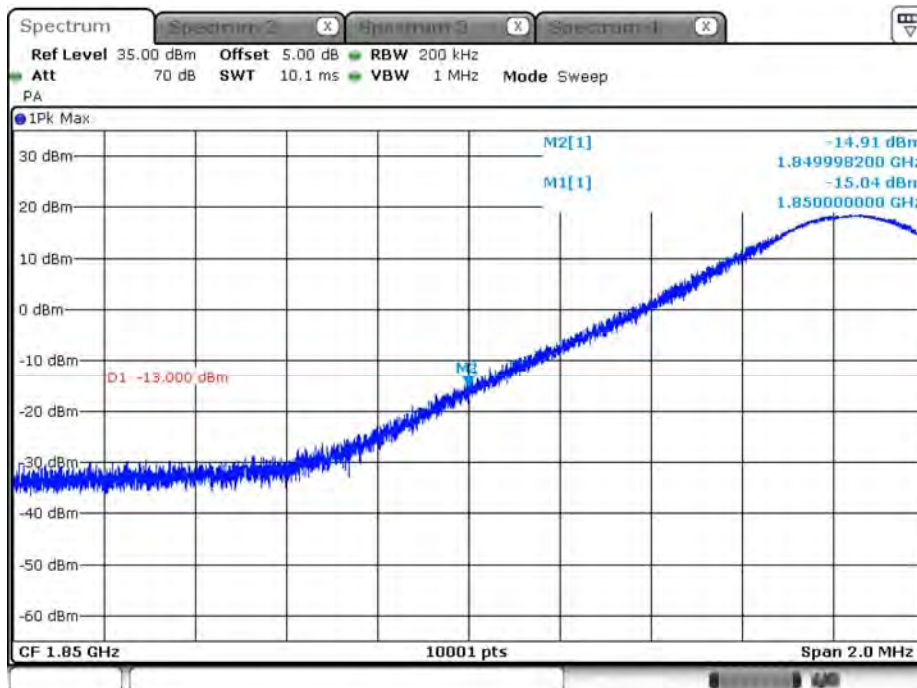
CH19150_10M_QPSK_50RB0



CH19150_10M_16-QAM_50RB0

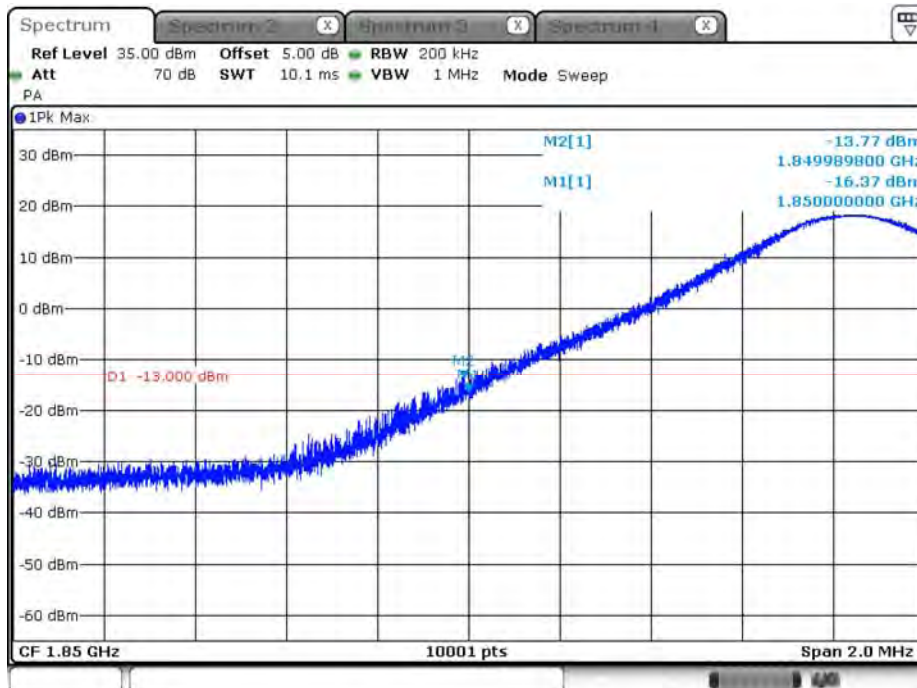


CH18675_15M_QPSK_1RB0



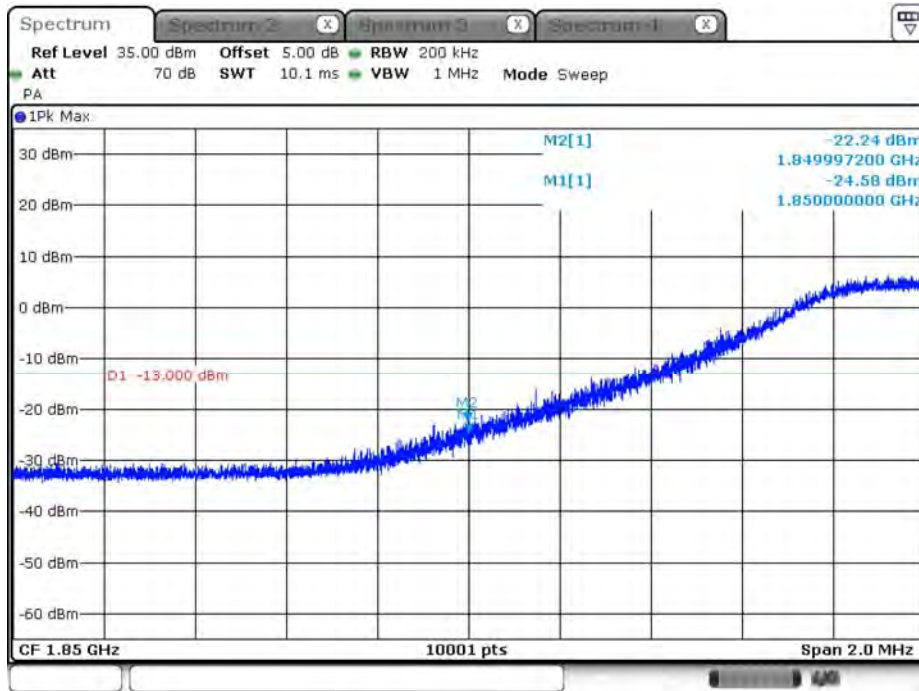
Date: 13.AUG.2018 14:18:23

CH18675_15M_16-QAM_1RB0



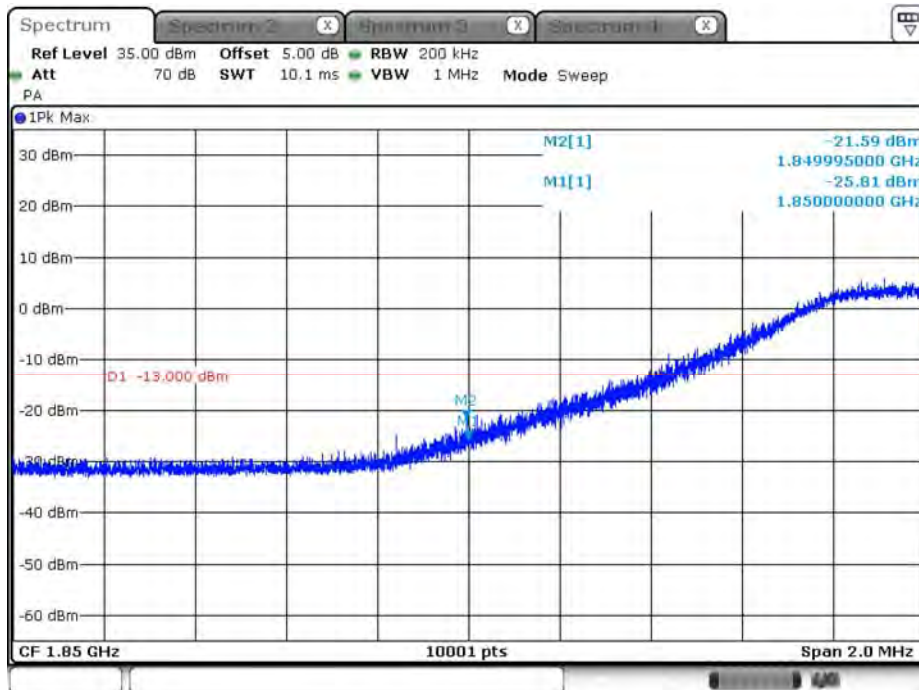
Date: 13.AUG.2018 14:19:32

CH18675_15M_QPSK_75RB0



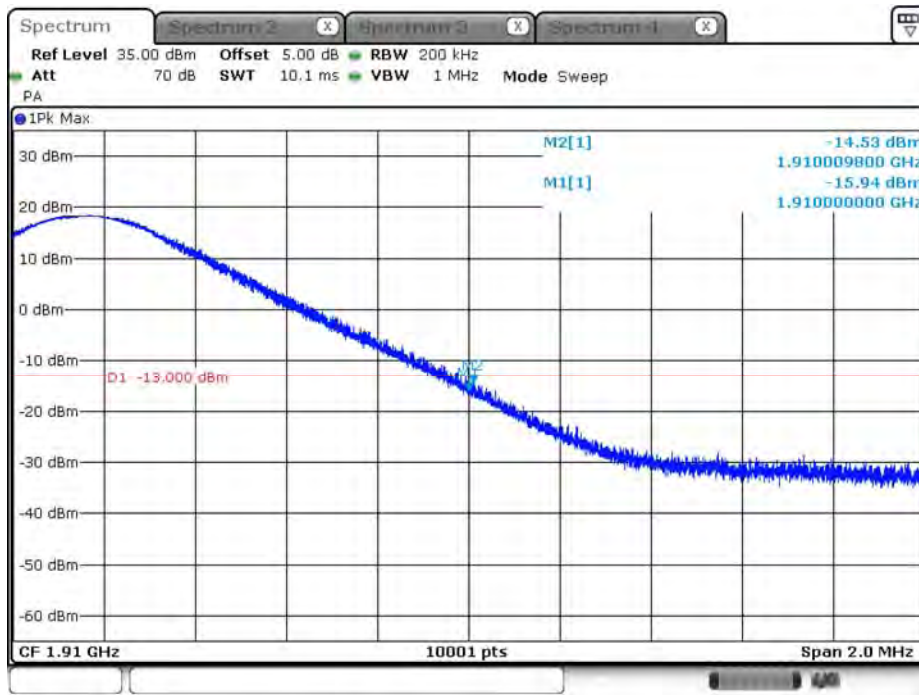
Date: 13.AUG.2018 14:21:09

CH18675_15M_16-QAM_75RB0



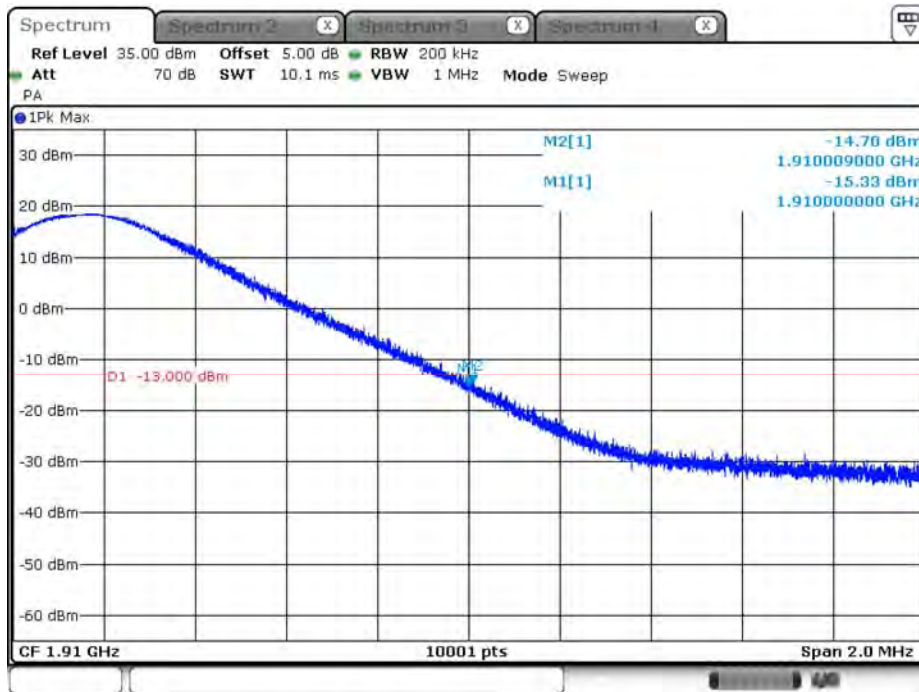
Date: 13.AUG.2018 14:20:22

CH19125_15M_QPSK_1RB74



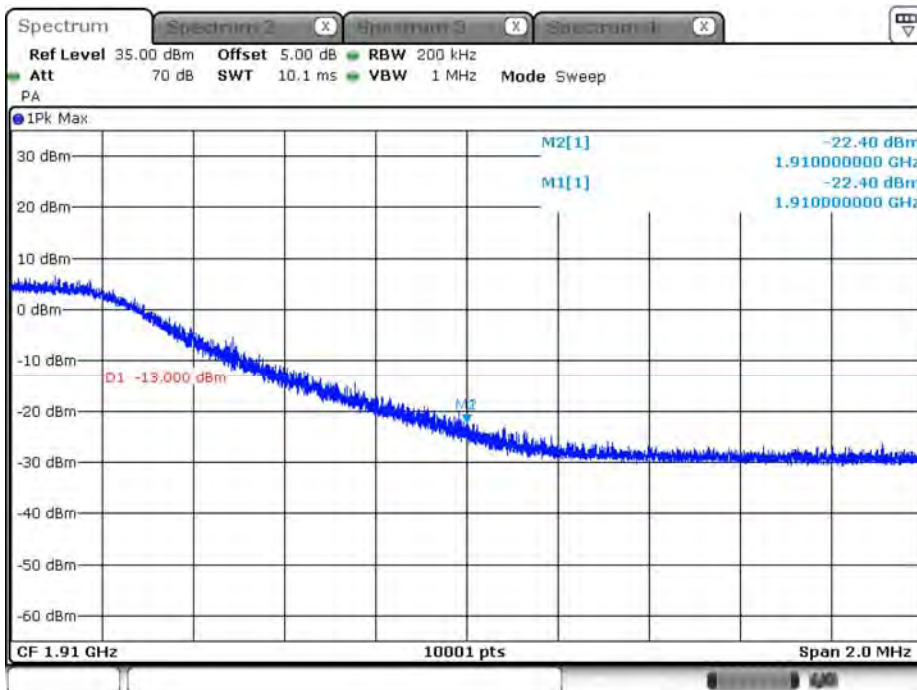
Date: 13.AUG.2018 14:23:42

CH19125_15M_16-QAM_1RB74



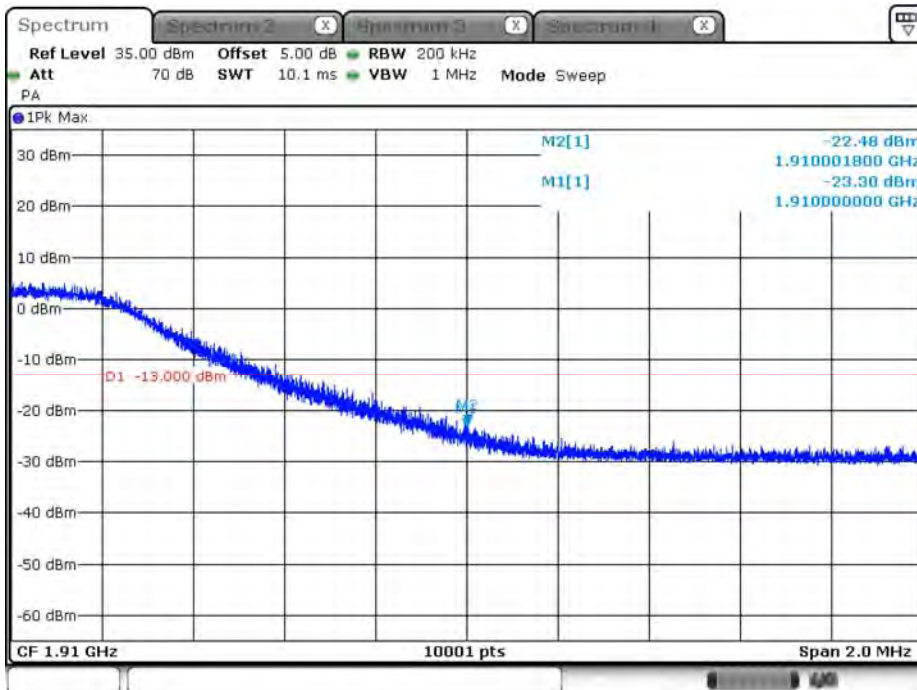
Date: 13.AUG.2018 14:24:55

CH19125_15M_QPSK_75RB0



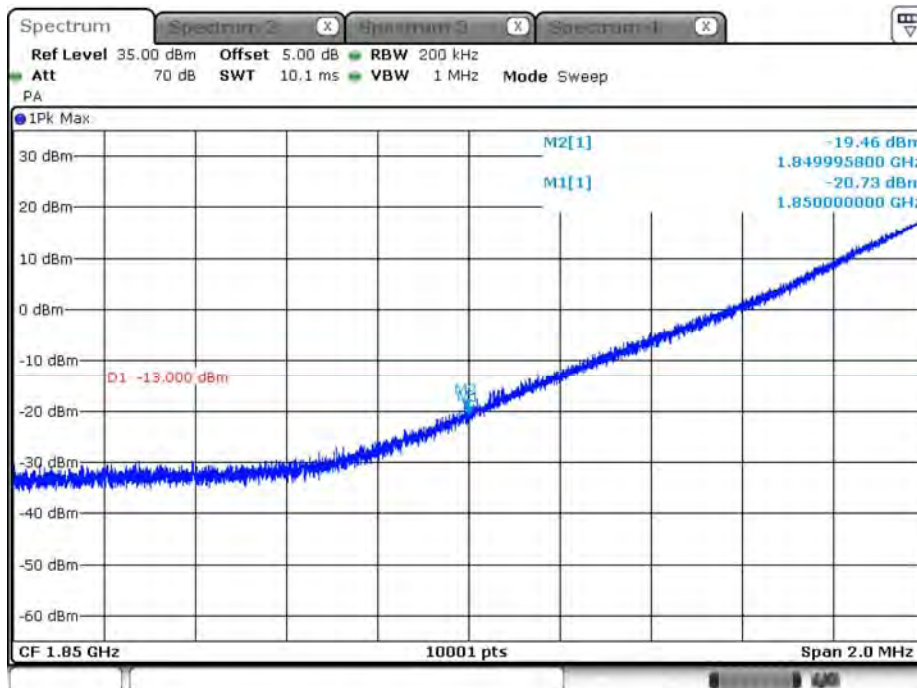
Date: 13.AUG.2018 14:27:28

CH19125_15M_16-QAM_75RB0



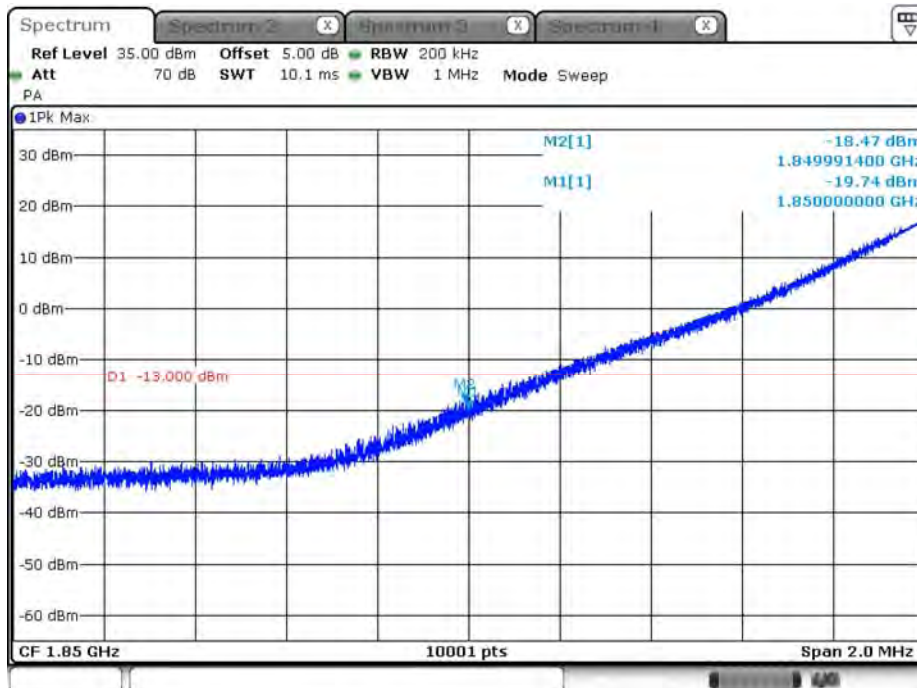
Date: 13.AUG.2018 14:26:05

CH18700_20M_QPSK_1RB0



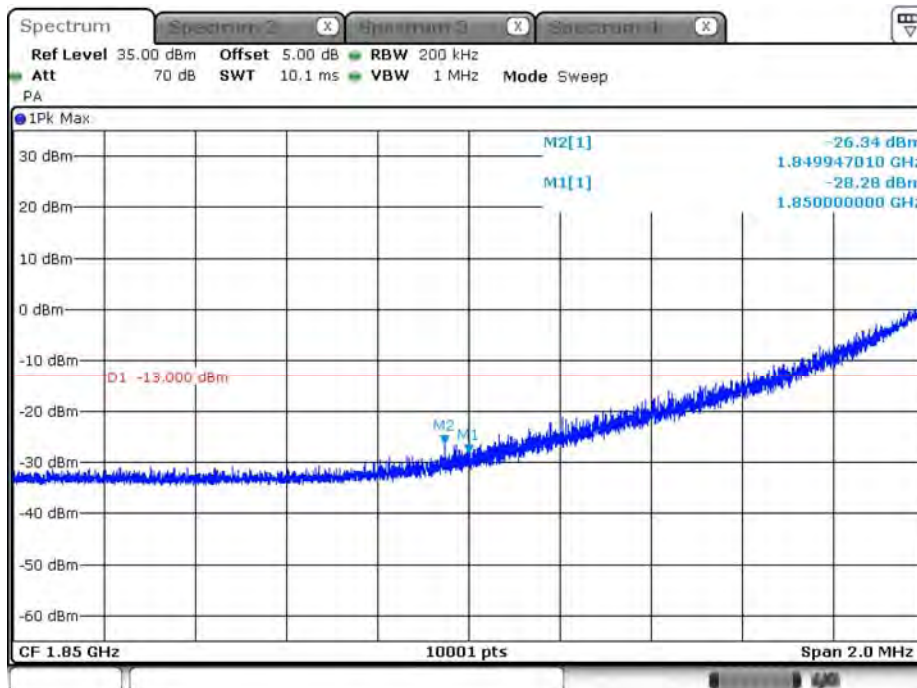
Date: 13.AUG.2018 14:14:57

CH18700_20M_16-QAM_1RB0



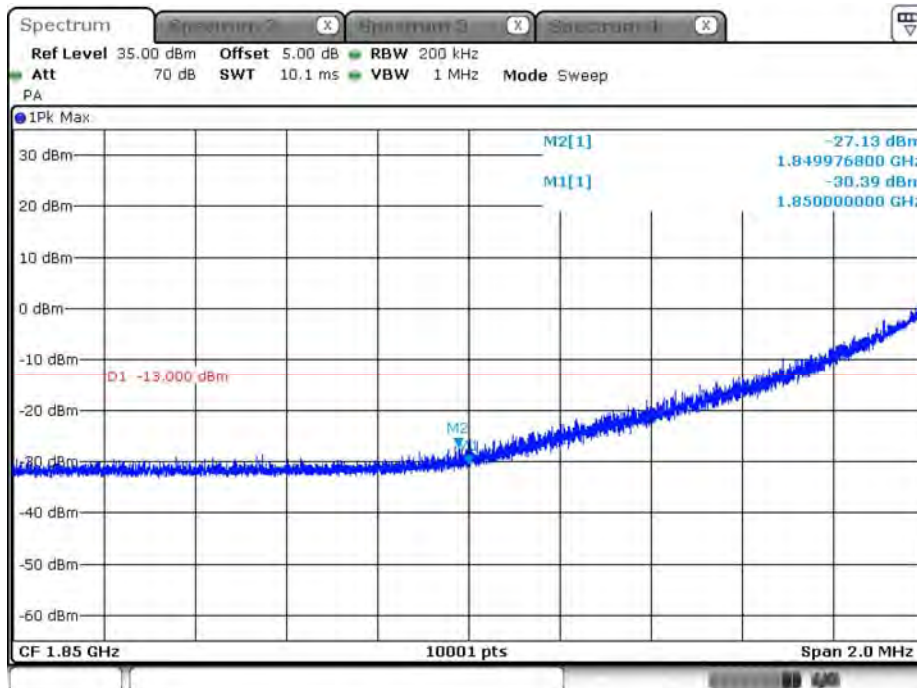
Date: 13.AUG.2018 14:13:41

CH18700_20M_QPSK_100RB0



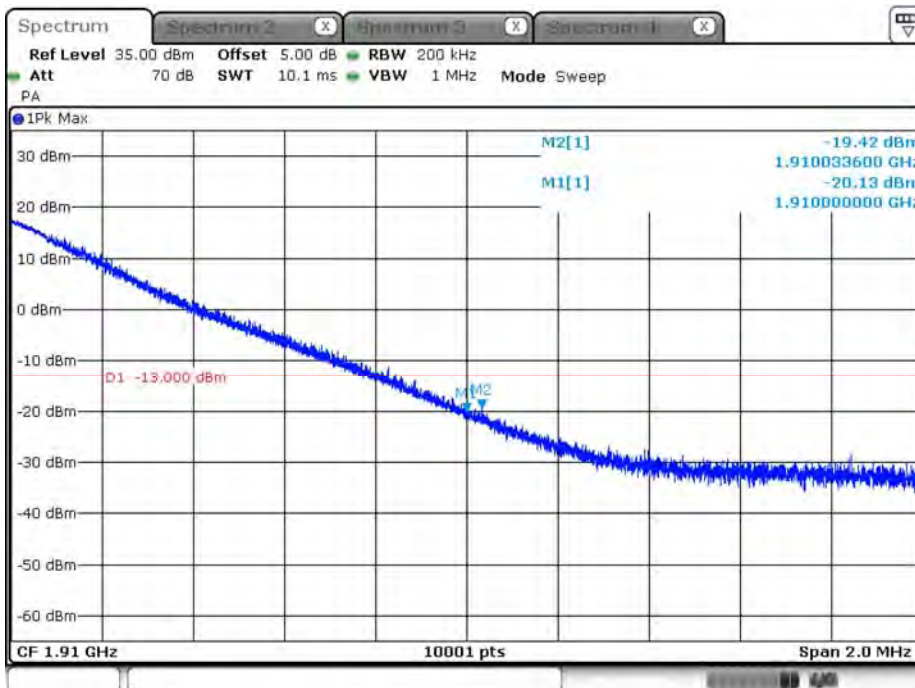
Date: 13.AUG.2018 14:10:58

CH18700_20M_16-QAM_100RB0



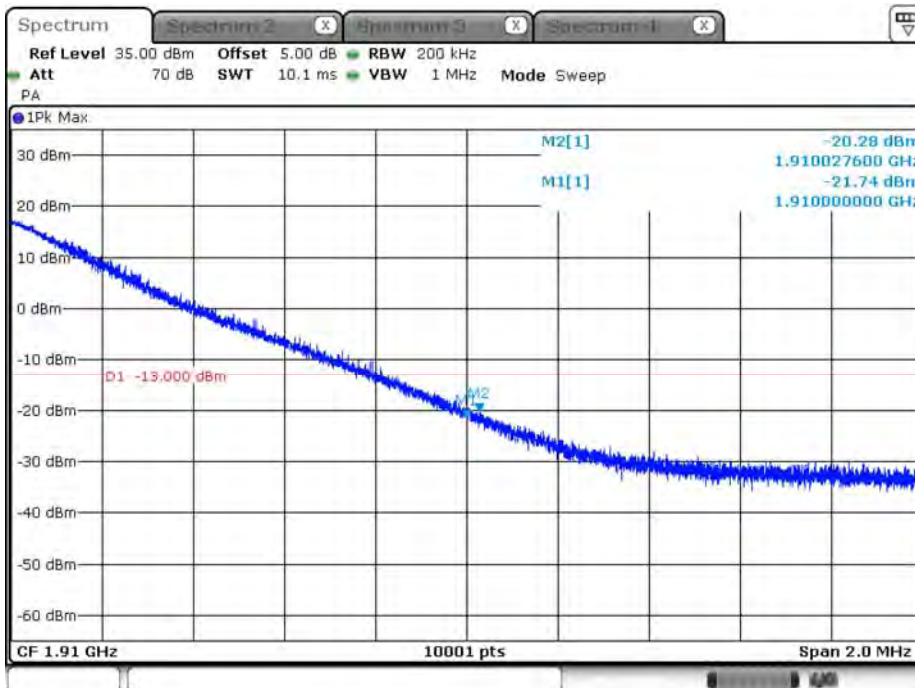
Date: 13.AUG.2018 14:12:27

CH19100_20M_QPSK_1RB99



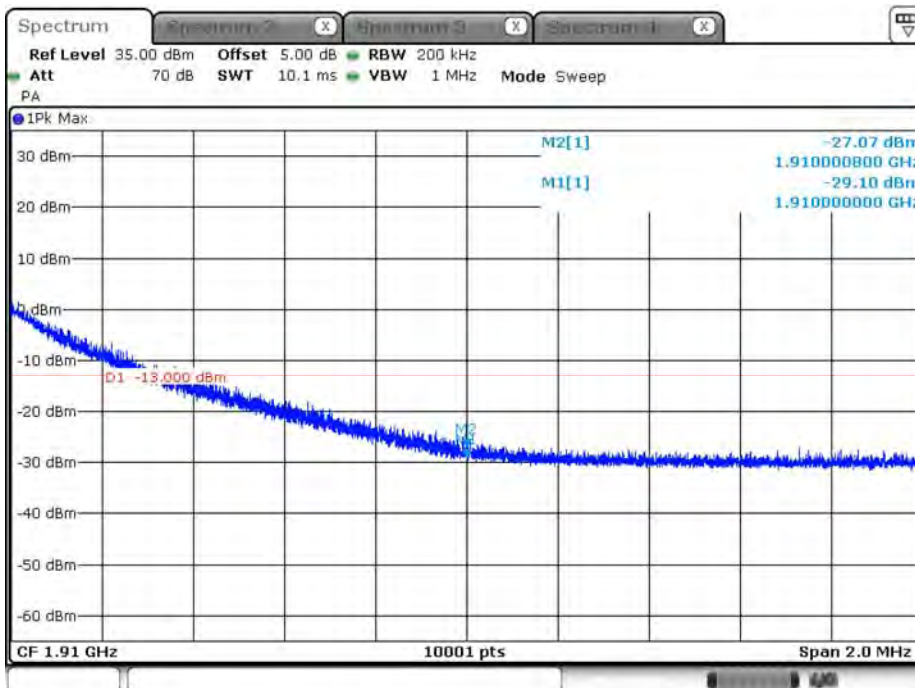
Date: 13.AUG.2018 14:05:33

CH19100_20M_16-QAM_1RB99

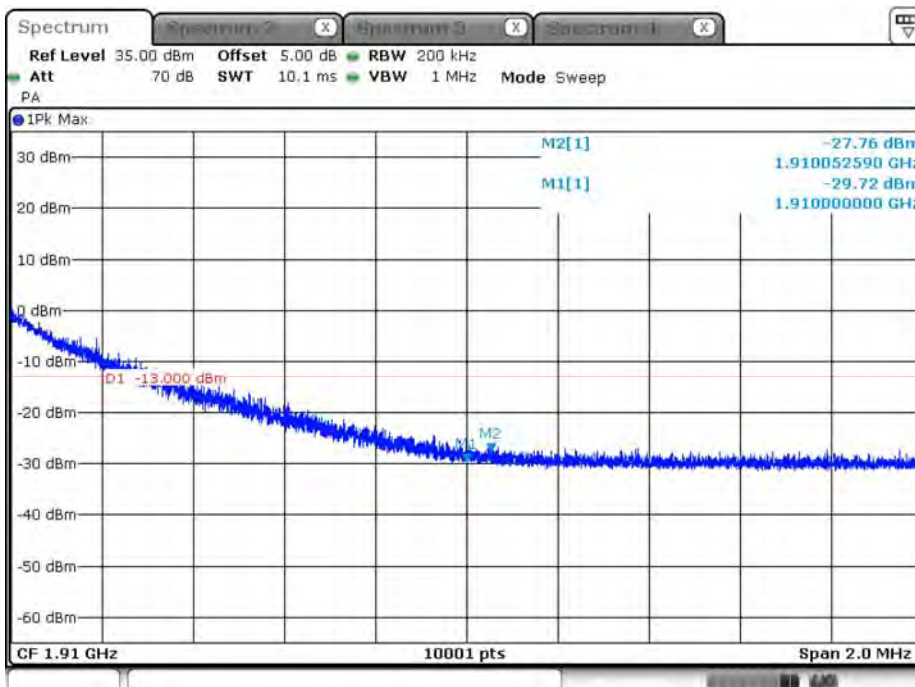


Date: 13.AUG.2018 14:06:28

CH19100_20M_QPSK_100RB0



CH19100_20M_16-QAM_100RB0



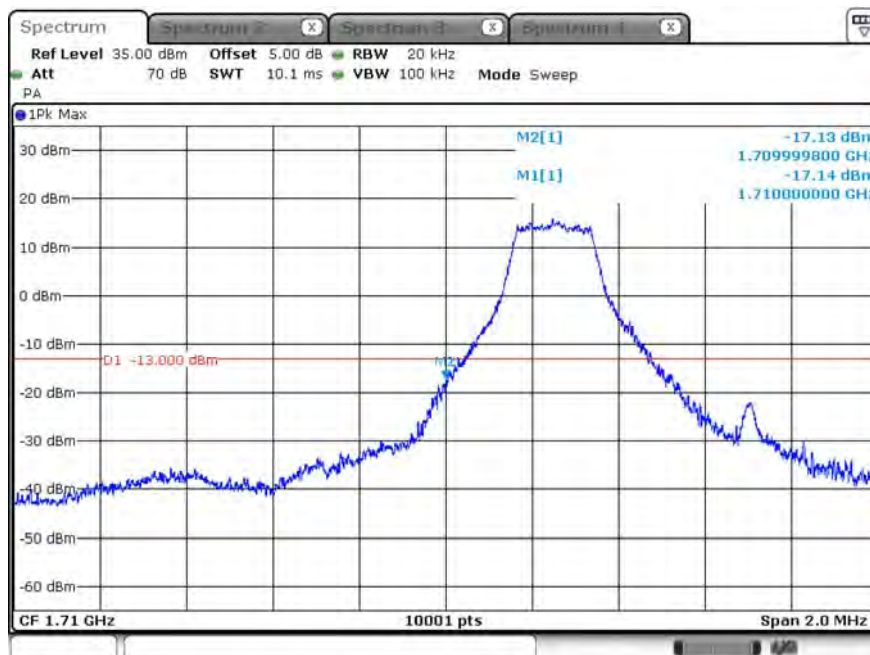
Product	LE910C4-NF		
Test Item	Spurious Emissions at Antenna Terminals		
Test Mode	Mode 2: LTE Band 4		
Date of Test	2018/08/10	Test Site	SR10-H

CH19957_1.4M_QPSK_1RB0



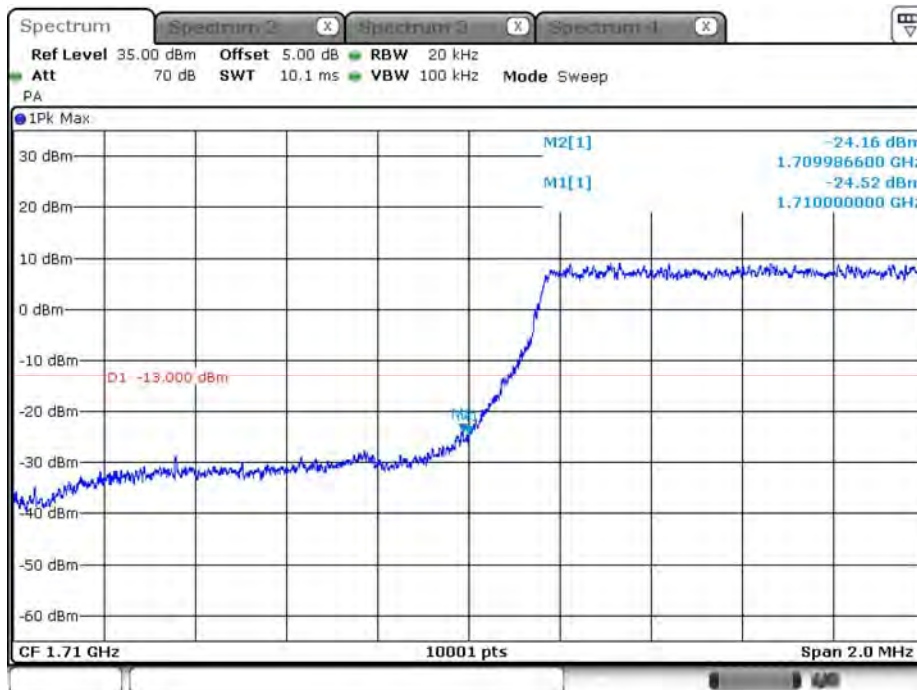
Date: 10 AUG 2018 19:14:50

CH19957_1.4M_16-QAM_1RB0



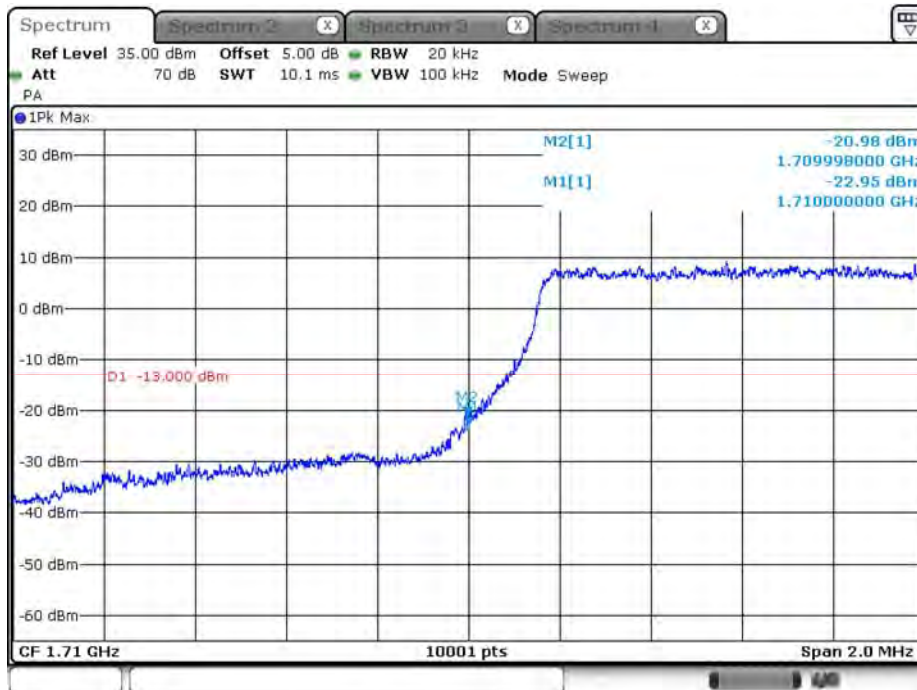
Date: 10 AUG 2018 19:17:21

CH19957_1.4M_QPSK_6RB0



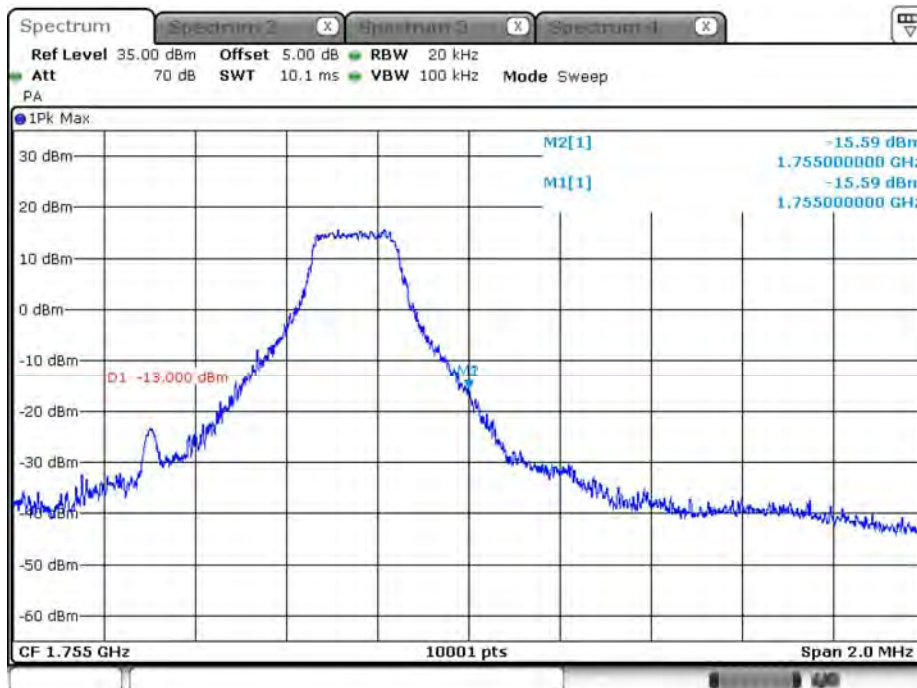
Date: 10 AUG 2018 19:21:46

CH19957_1.4M_16-QAM_6RB0



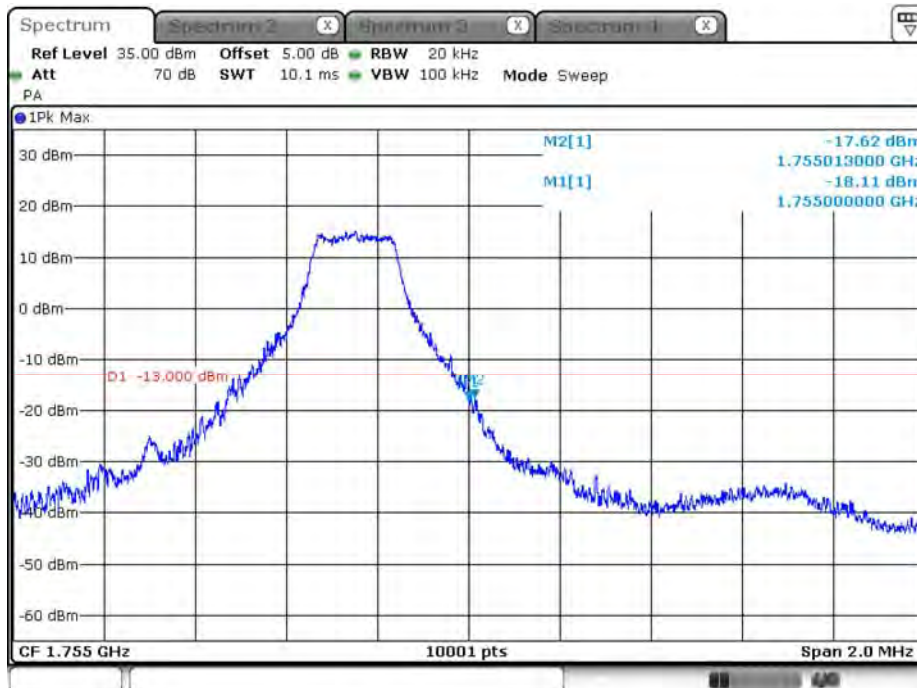
Date: 10 AUG 2018 19:20:37

CH20393_1.4M_QPSK_1RB5



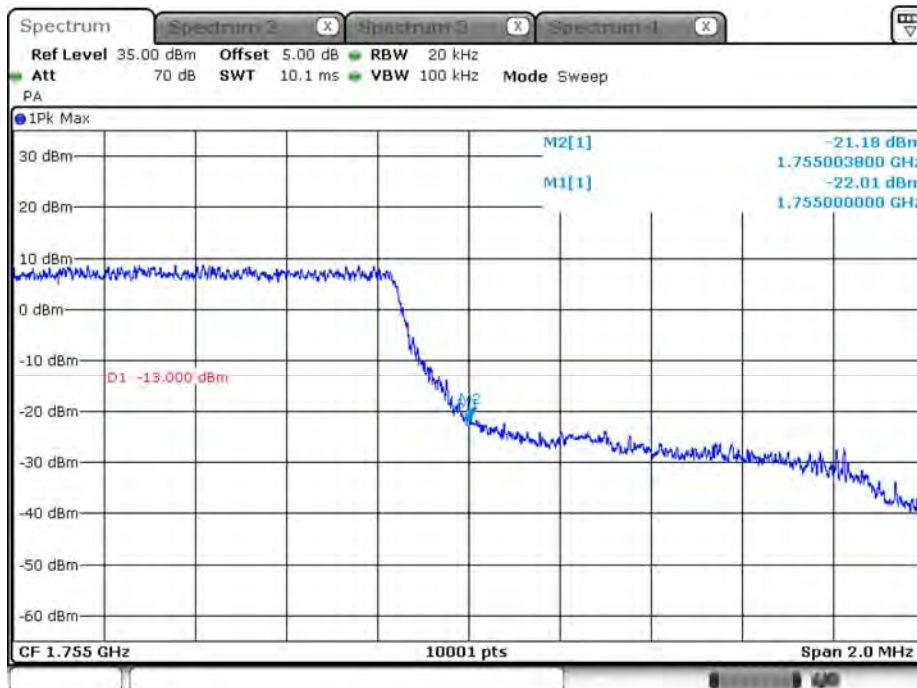
Date: 10 AUG 2018 19:27:37

CH20393_1.4M_16-QAM_1RB5



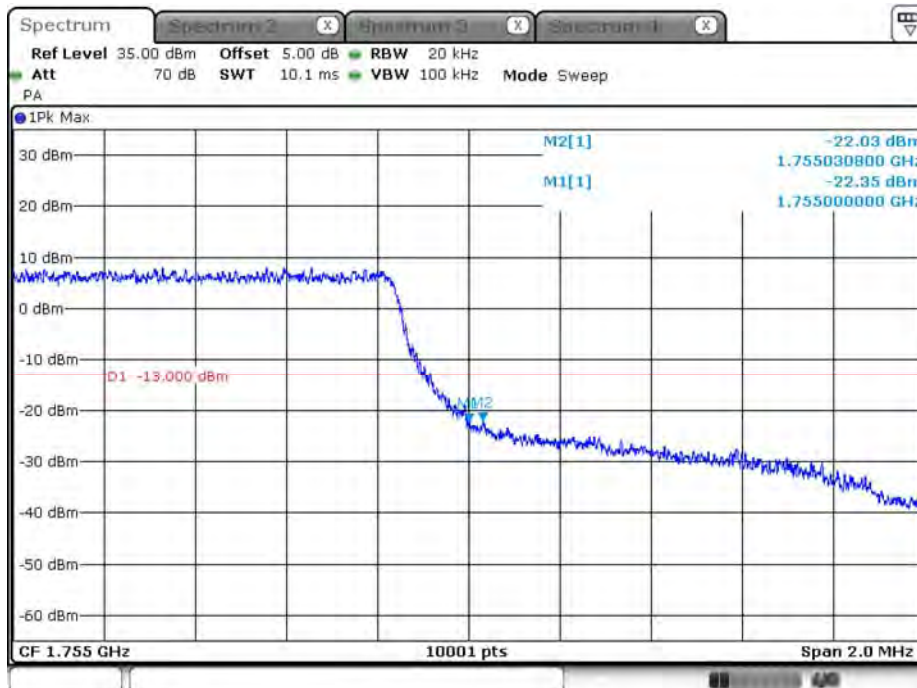
Date: 10 AUG 2018 19:26:16

CH20393_1.4M_QPSK_6RB0



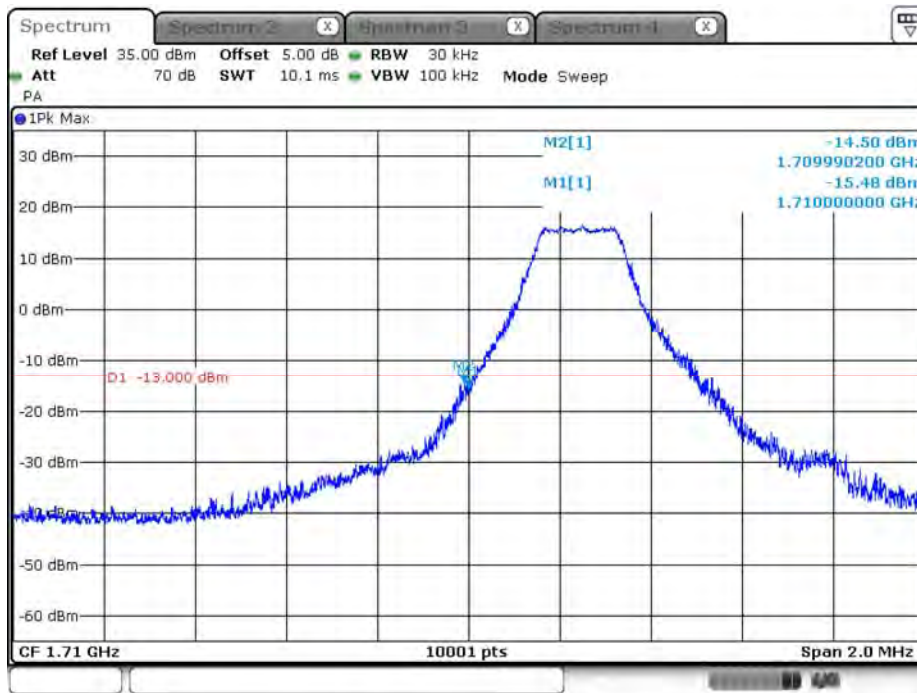
Date: 10 AUG 2018 19:23:48

CH20393_1.4M_16-QAM_6RB0



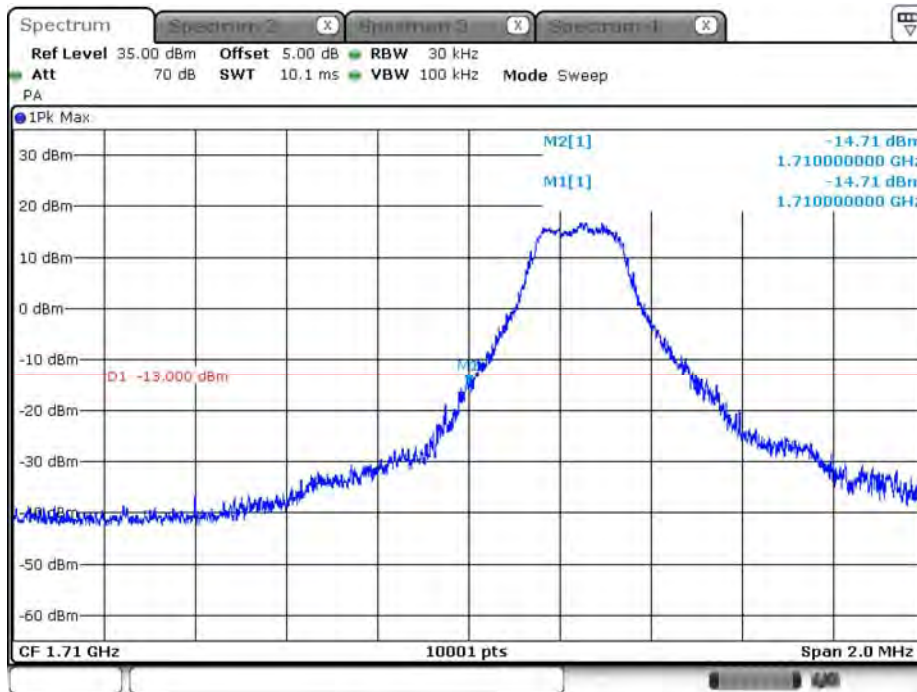
Date: 10 AUG 2018 19:25:00

CH19965_3M_QPSK_1RB0



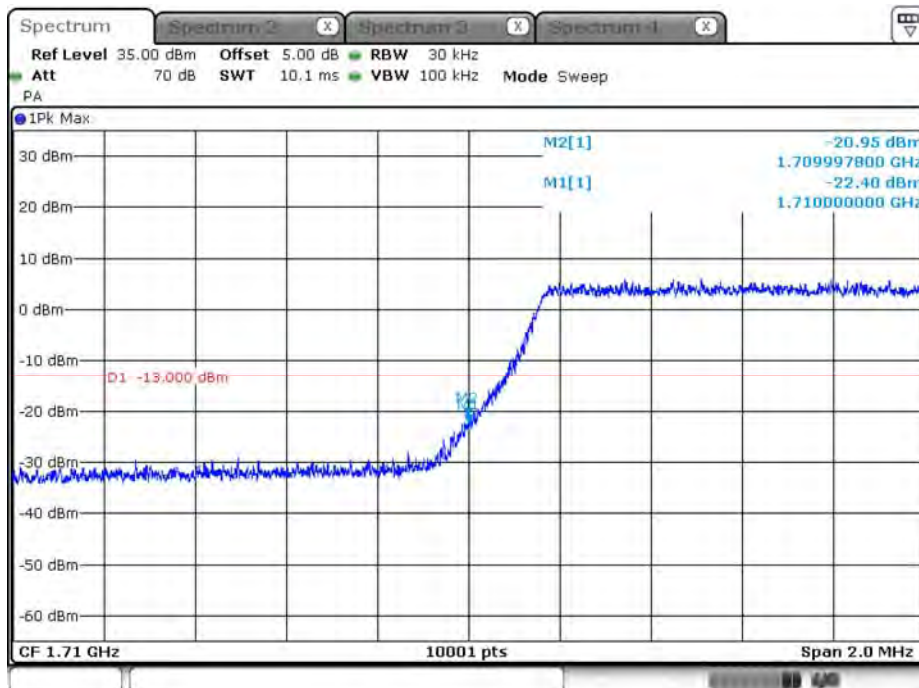
Date: 10 AUG 2018 19:30:21

CH19965_3M_16-QAM_1RB0



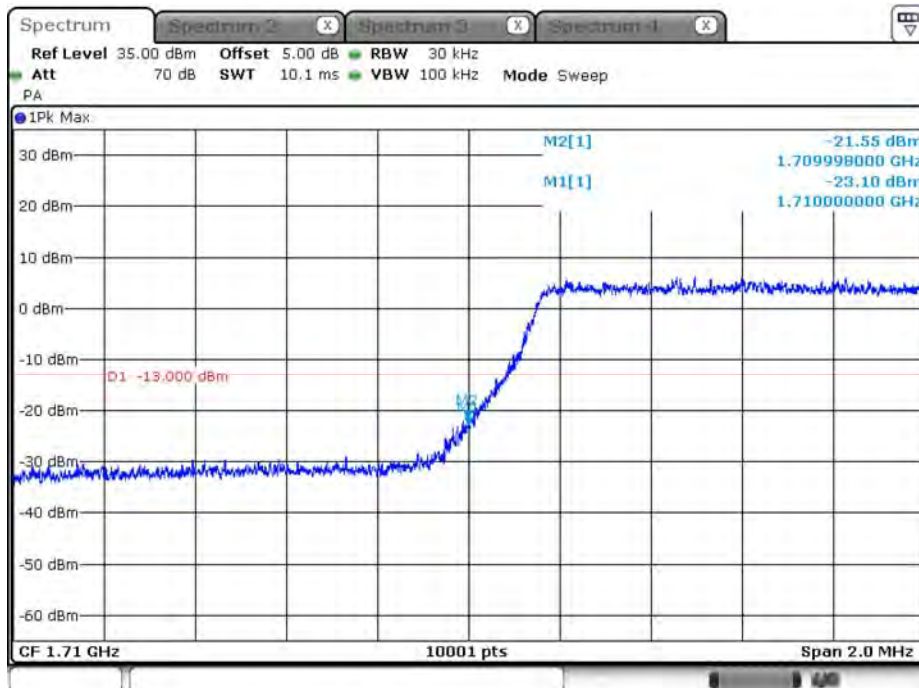
Date: 10 AUG 2018 19:31:48

CH19965_3M_QPSK_15RB0



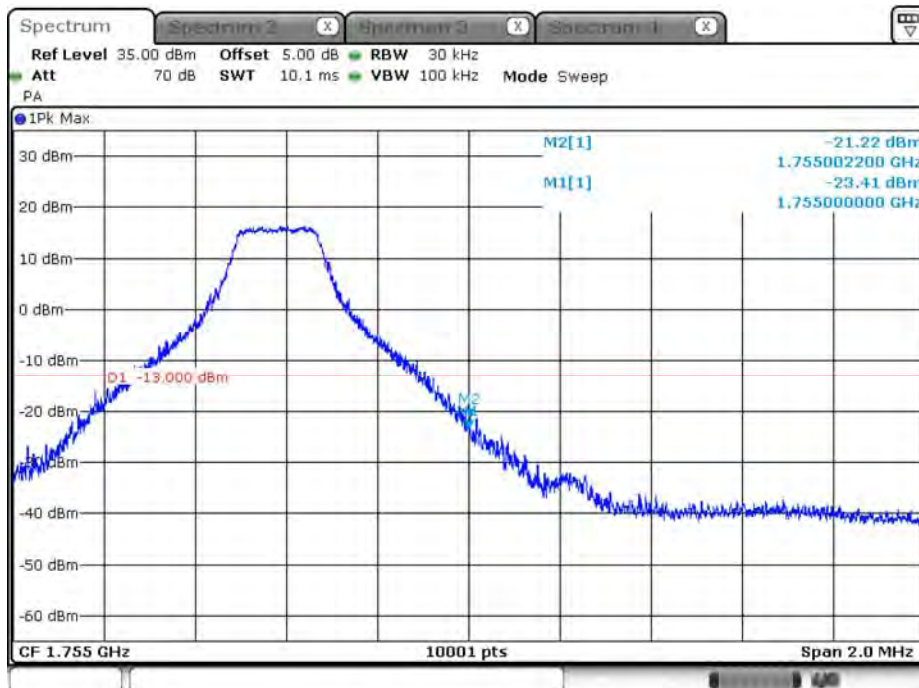
Date: 10 AUG 2018 19:32:56

CH19965_3M_16-QAM_15RB0



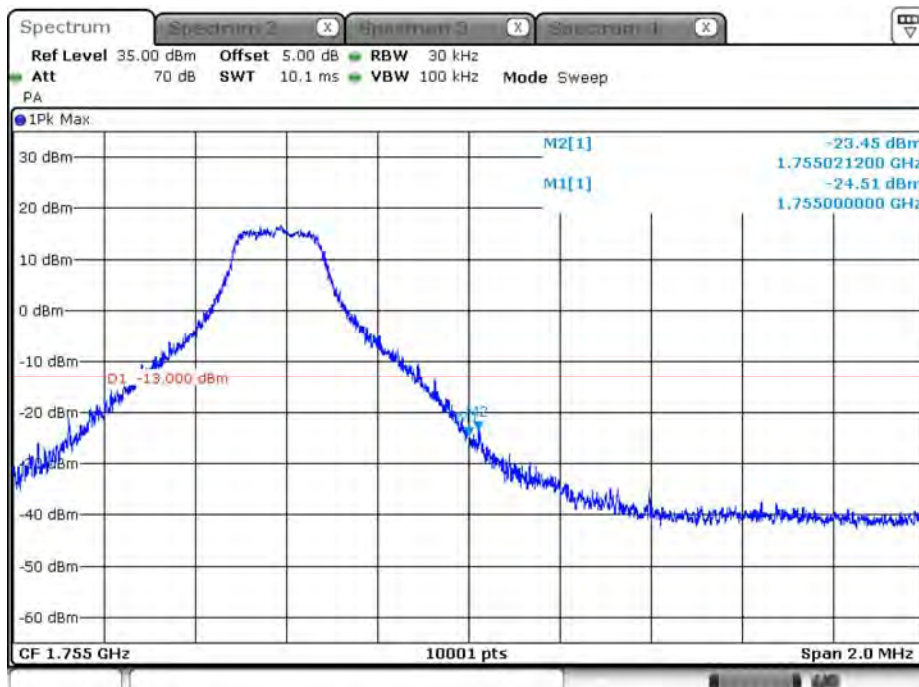
Date: 10 AUG 2018 19:34:10

CH20385_3M_QPSK_1RB14



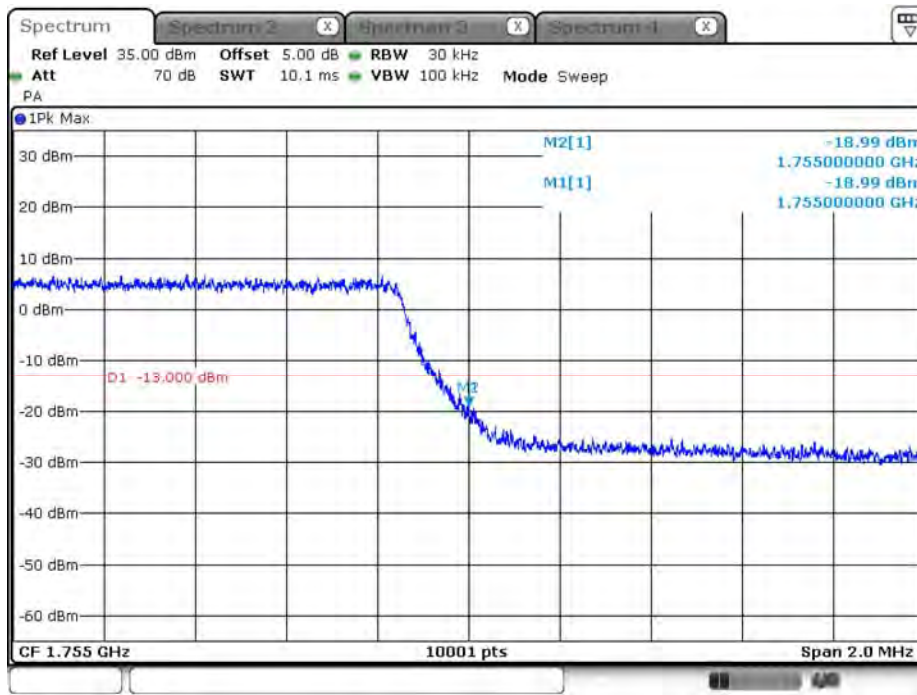
Date: 10 AUG 2018 19:37:01

CH20385_3M_16-QAM_1RB14



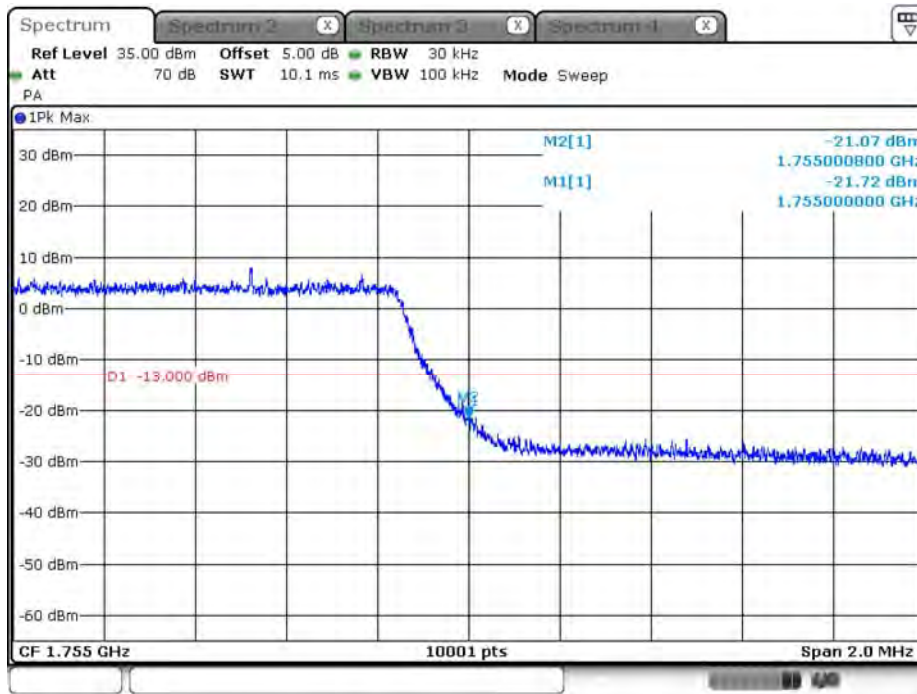
Date: 10 AUG 2018 19:38:40

CH20385_3M_QPSK_15RB0



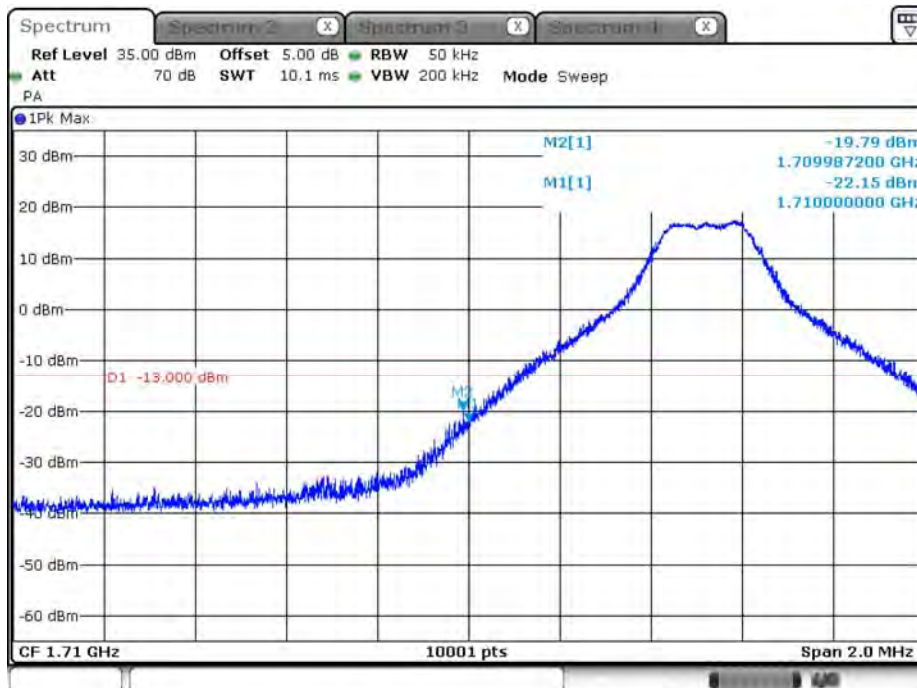
Date: 10 AUG 2018 19:41:31

CH20385_3M_16-QAM_15RB0



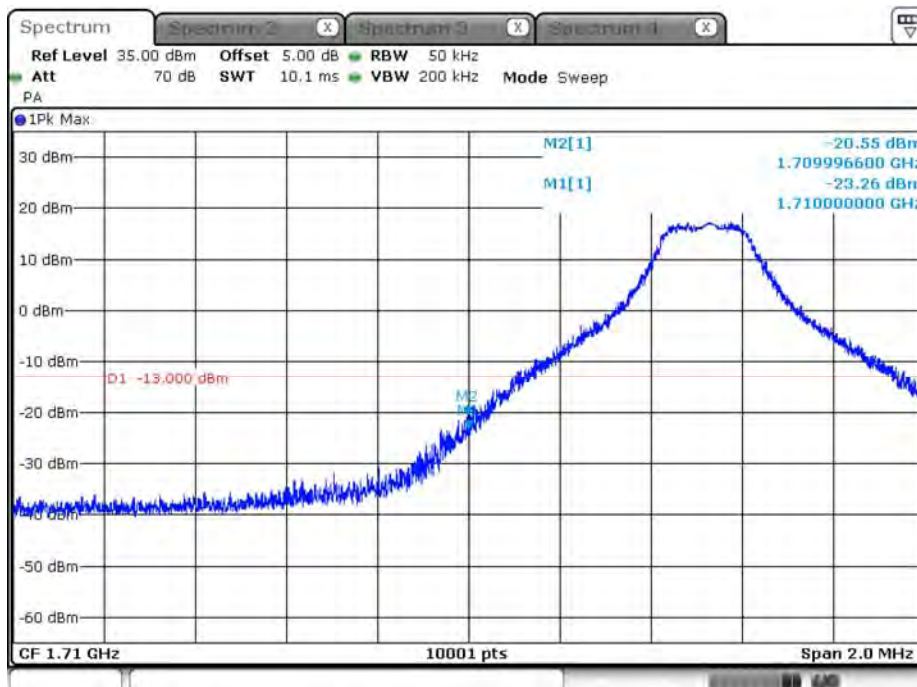
Date: 10 AUG 2018 19:40:17

CH19975_5M_QPSK_1RB0



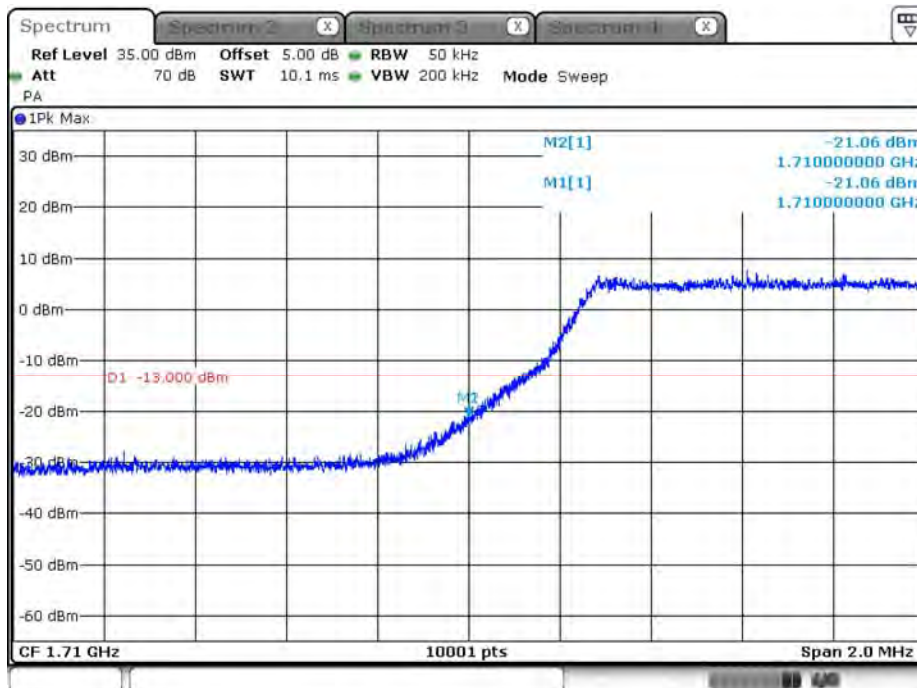
Date: 10 AUG 2018 19:44:25

CH19975_5M_16-QAM_1RB0



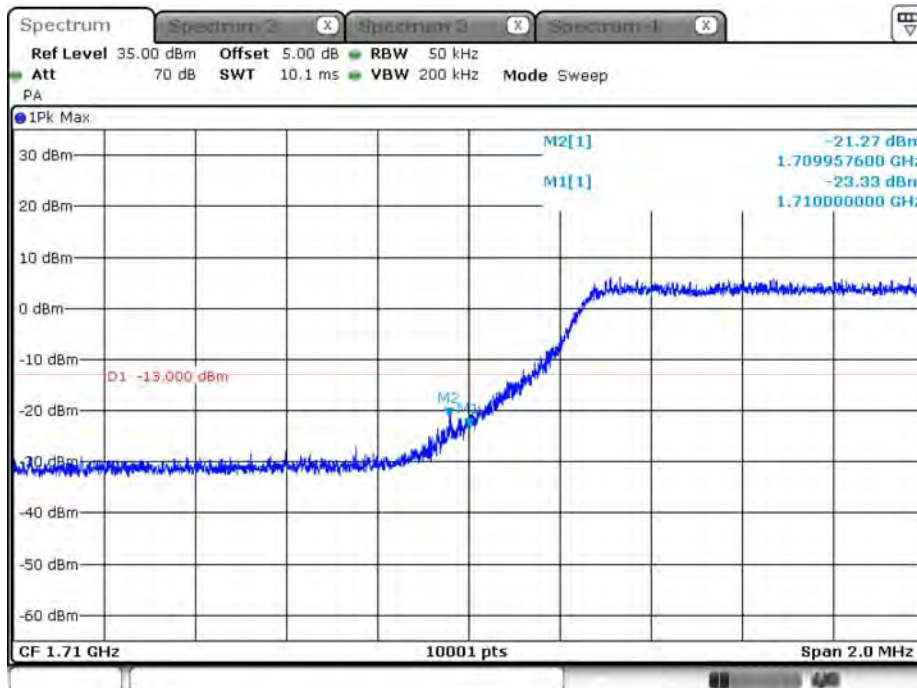
Date: 10 AUG 2018 19:45:43

CH19975_5M_QPSK_25RB0



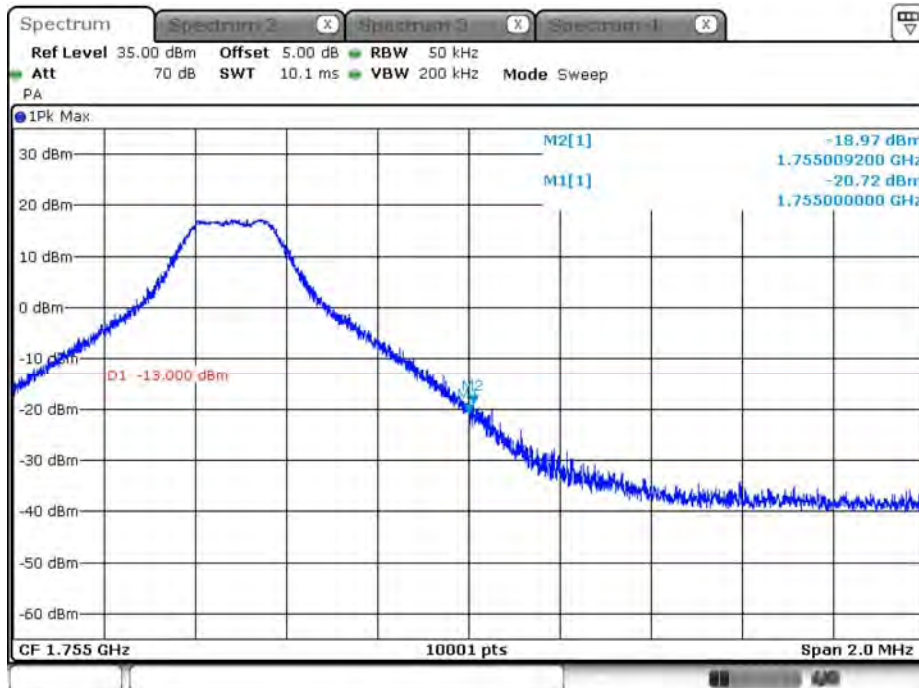
Date: 10 AUG 2018 19:48:18

CH19975_5M_16-QAM_25RB0



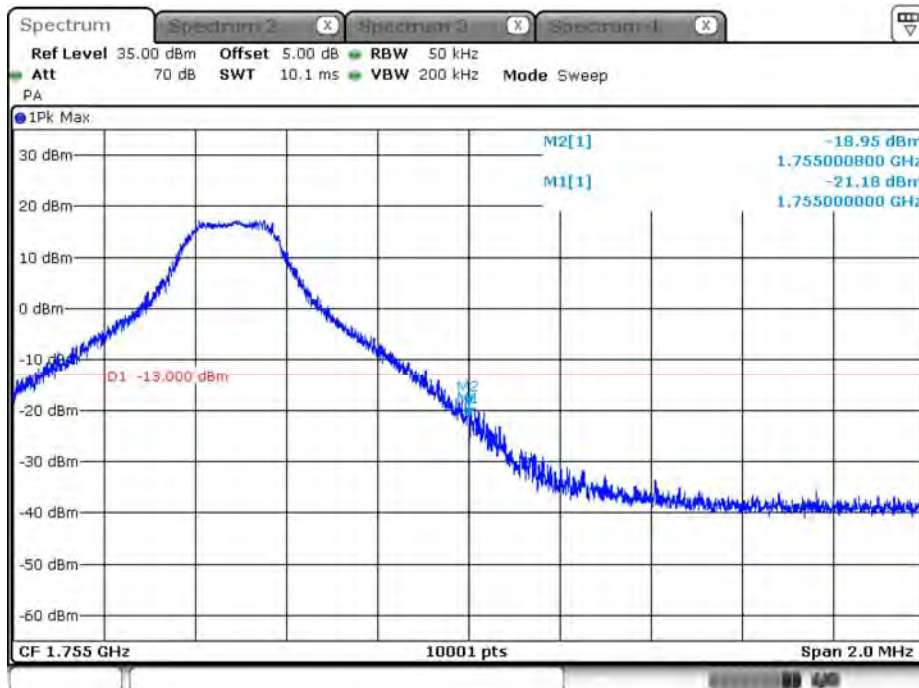
Date: 10 AUG 2018 19:47:14

CH20375_5M_QPSK_1RB24



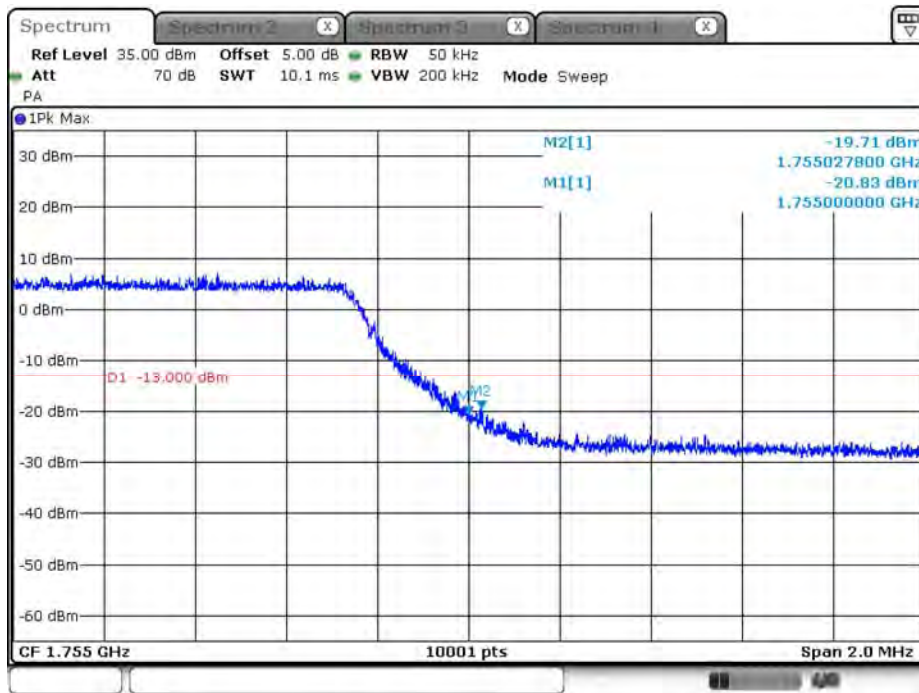
Date: 10 AUG 2018 19:53:56

CH20375_5M_16-QAM_1RB24



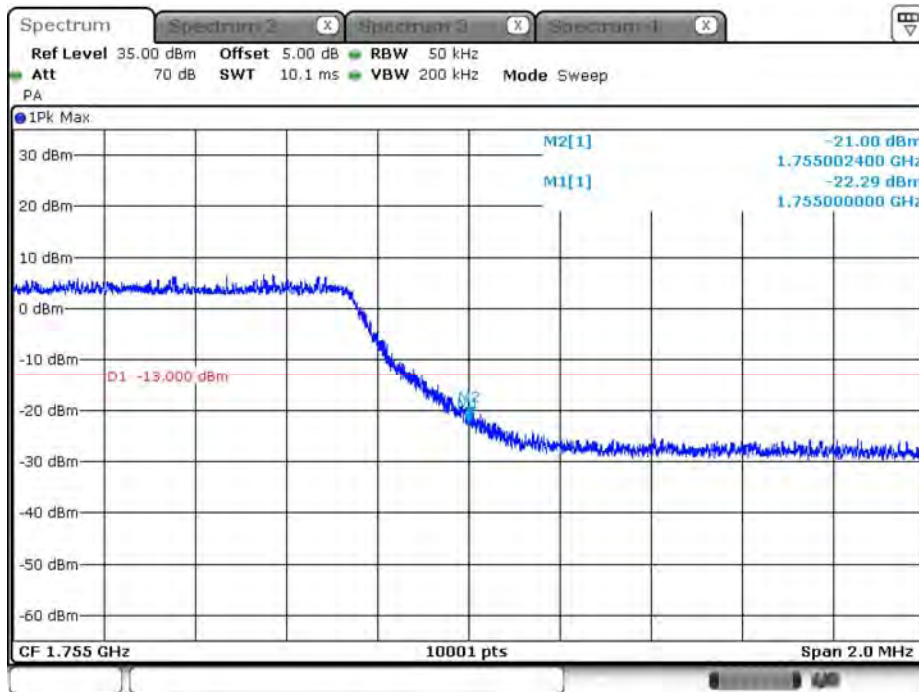
Date: 10 AUG 2018 19:52:58

CH20375_5M_QPSK_25RB0



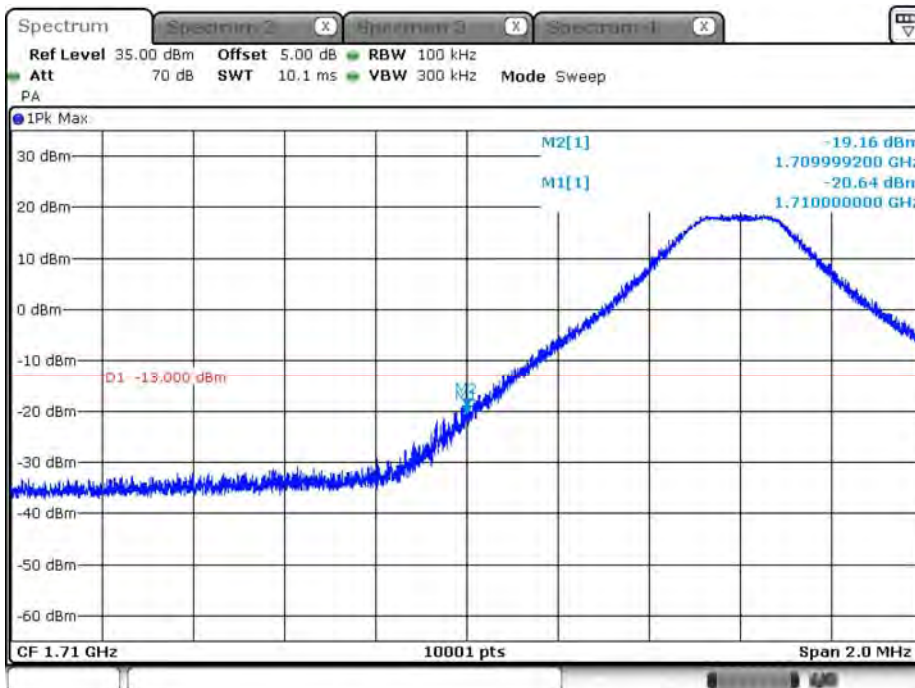
Date: 10 AUG 2018 19:50:03

CH20375_5M_16-QAM_25RB0



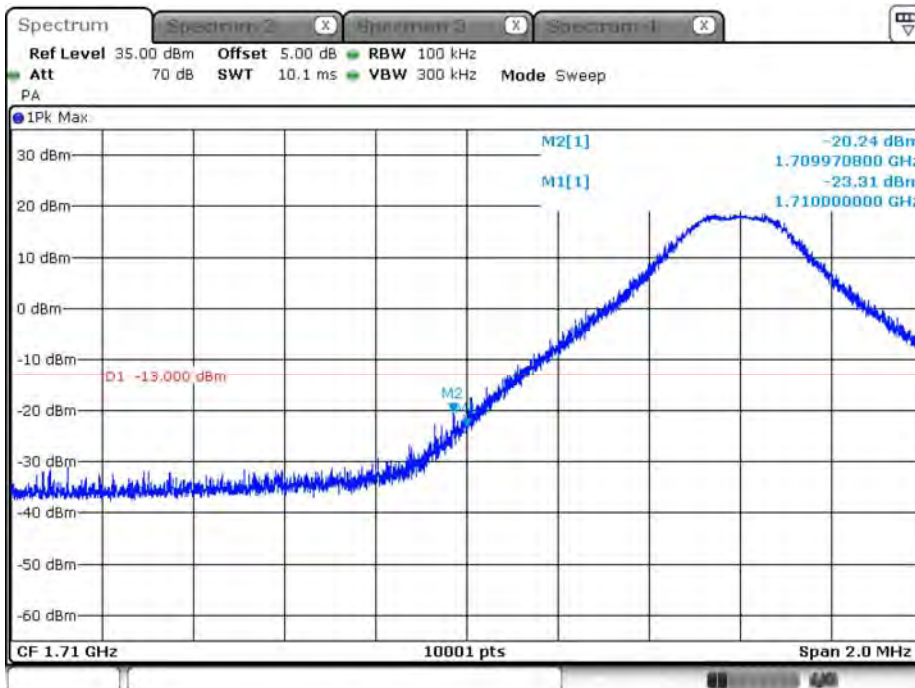
Date: 10 AUG 2018 19:51:08

CH20000_10M_QPSK_1RB0



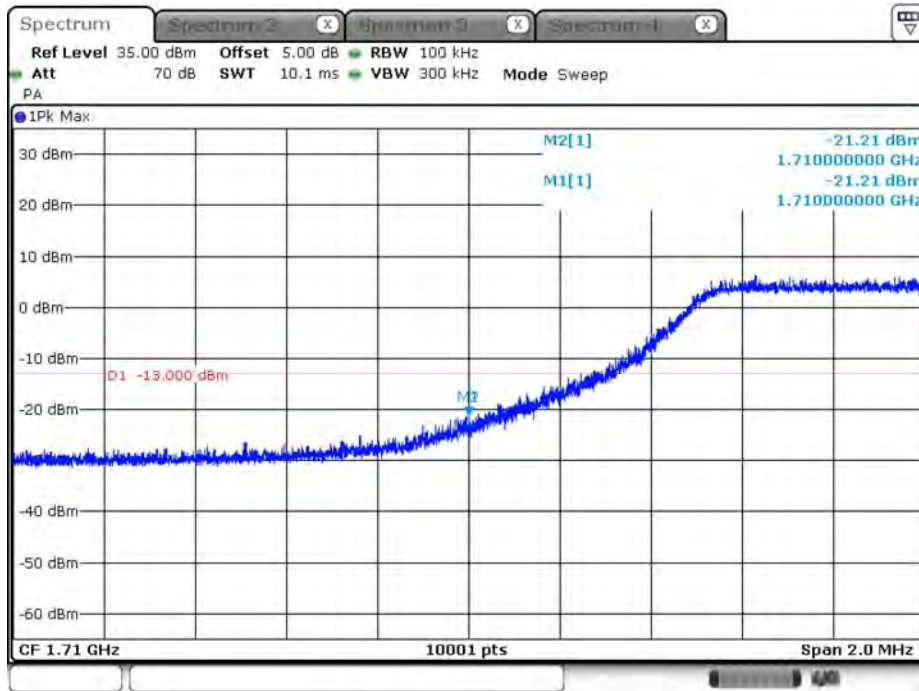
Date: 10 AUG 2018 19:57:49

CH20000_10M_16-QAM_1RB0



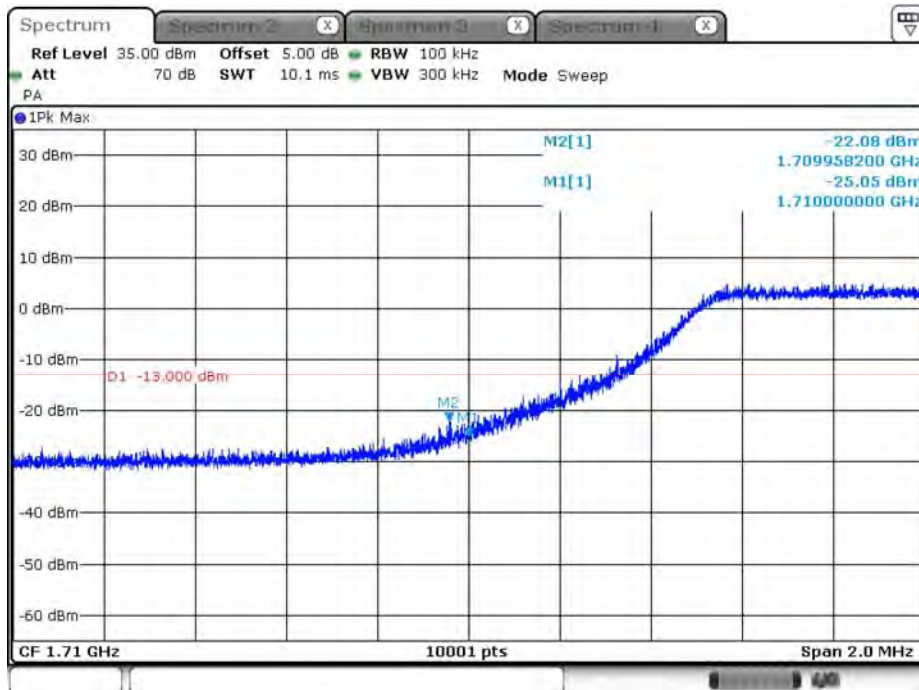
Date: 10 AUG 2018 19:58:56

CH20000_10M_QPSK_50RB0



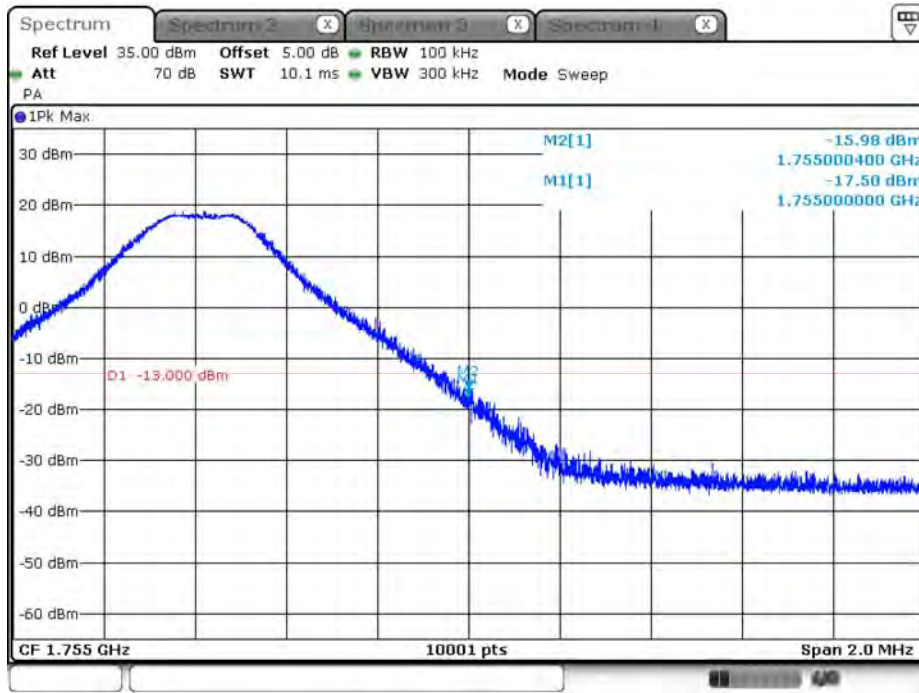
Date: 10 AUG 2018 20:01:28

CH20000_10M_16-QAM_50RB0



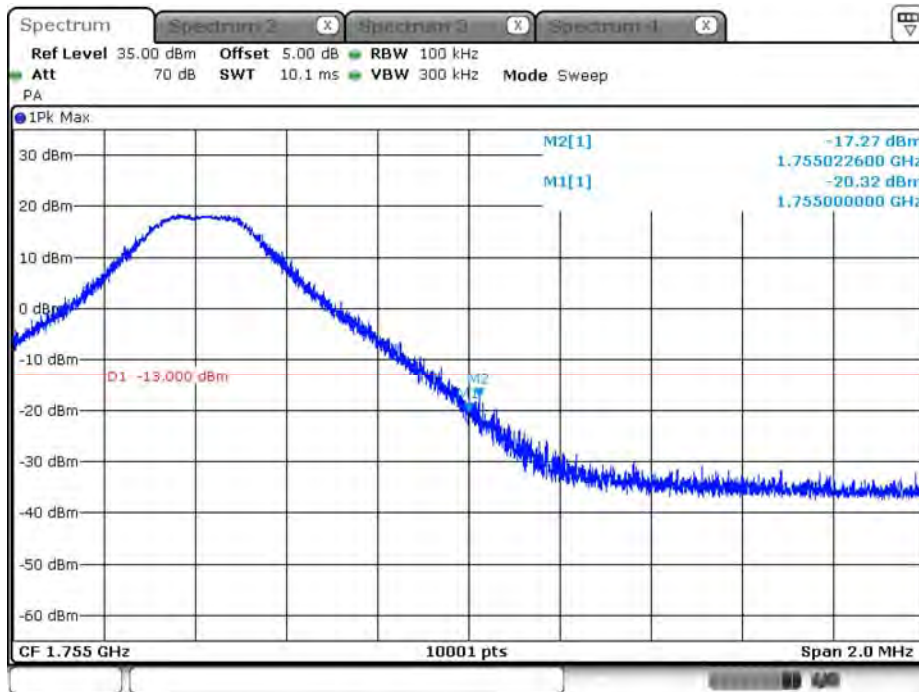
Date: 10 AUG 2018 20:00:11

CH20350_10M_QPSK_1RB49



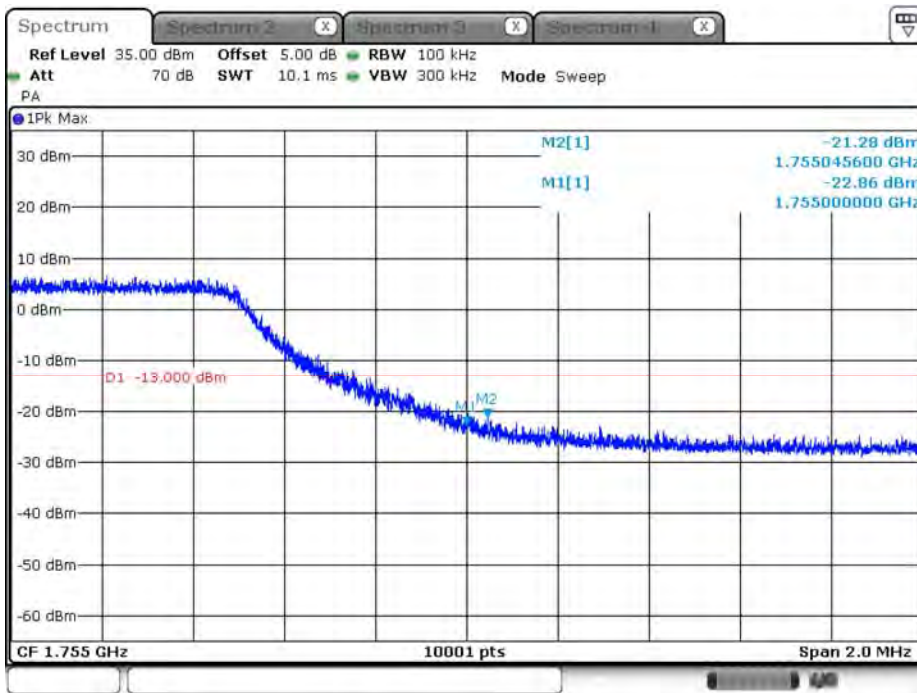
Date: 10 AUG 2018 20:06:45

CH20350_10M_16-QAM_1RB49



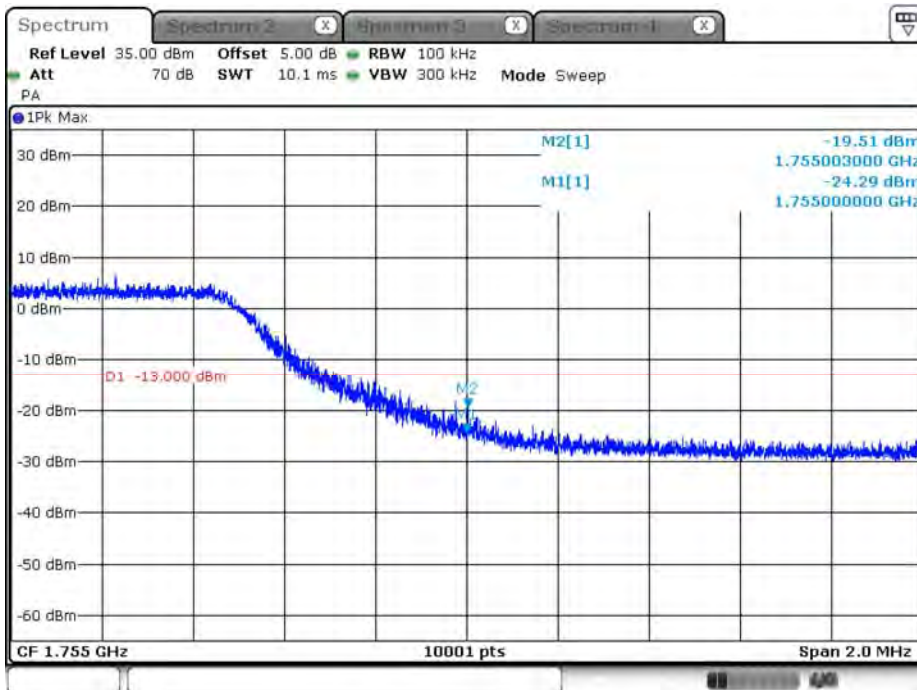
Date: 10 AUG 2018 20:05:21

CH20350_10M_QPSK_50RB0



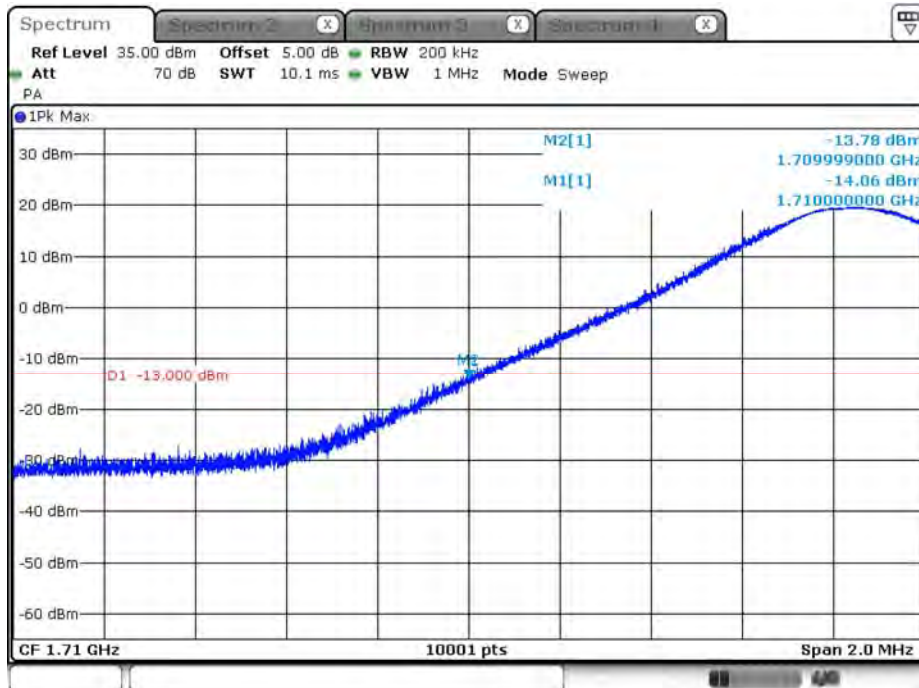
Date: 10 AUG 2018 20:03:13

CH20350_10M_16-QAM_50RB0



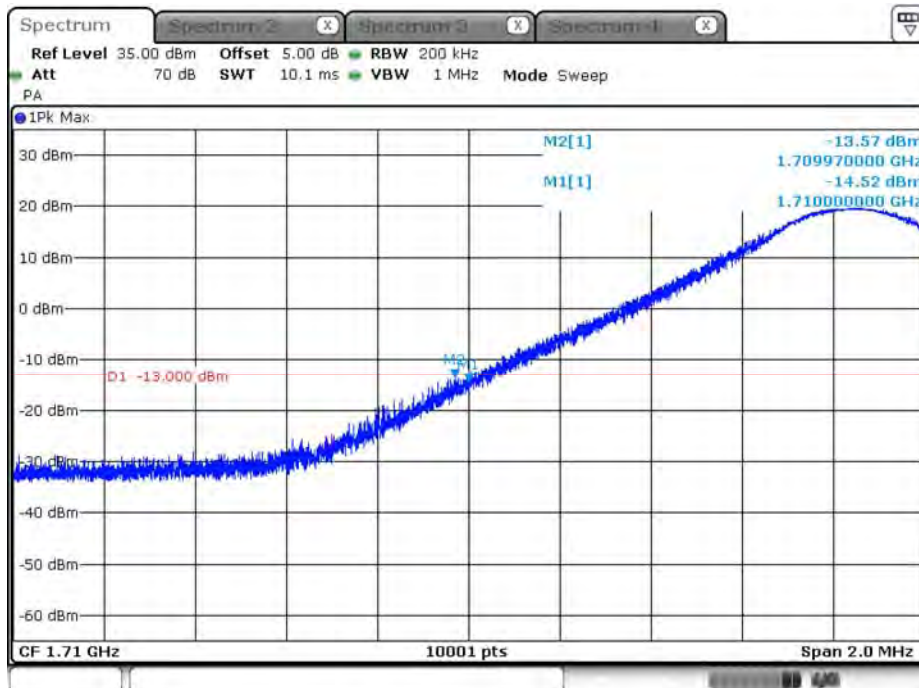
Date: 10 AUG 2018 20:04:03

CH20025_15M_QPSK_1RB0



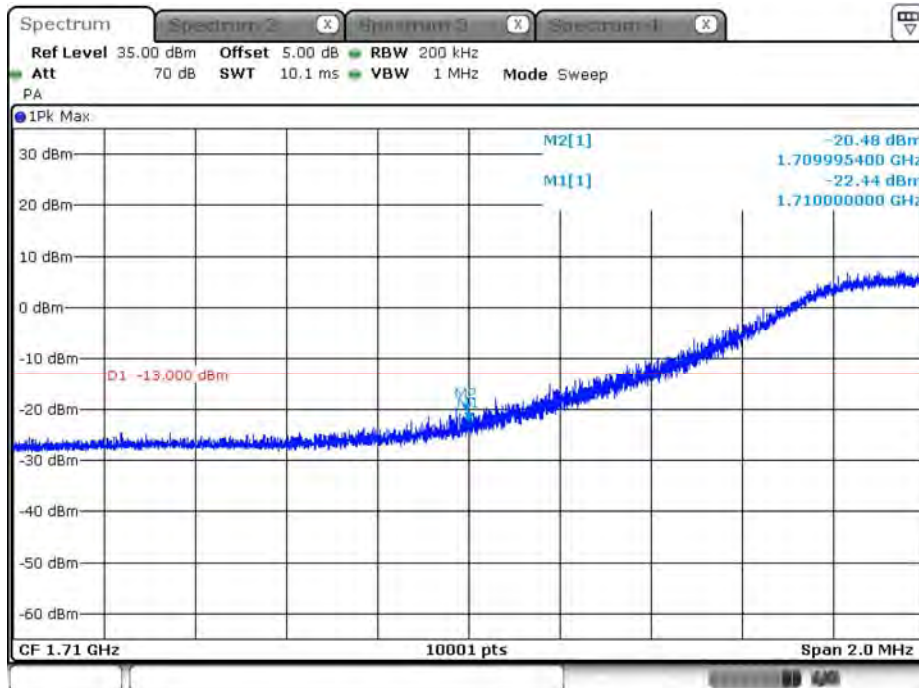
Date: 10 AUG 2018 20:08:54

CH20025_15M_16-QAM_1RB0



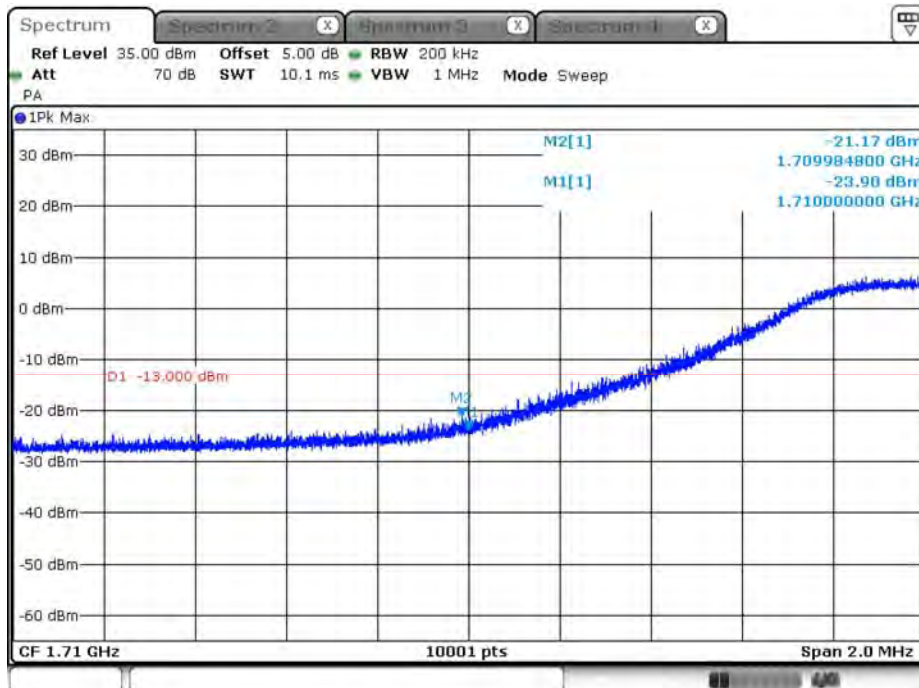
Date: 10 AUG 2018 20:10:37

CH20025_15M_QPSK_75RB0



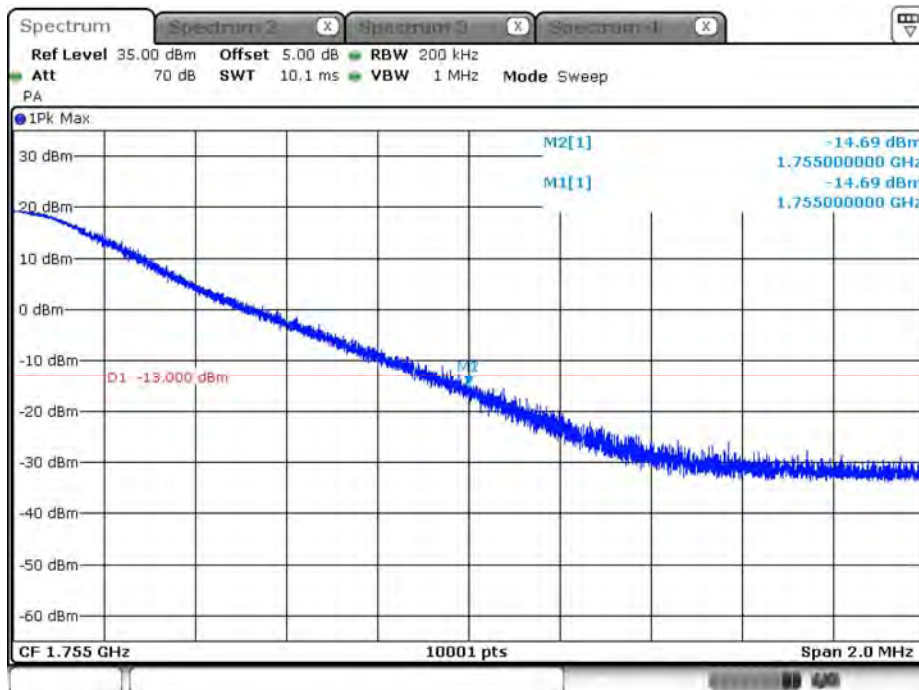
Date: 10 AUG 2018 20:14:20

CH20025_15M_16-QAM_75RB0



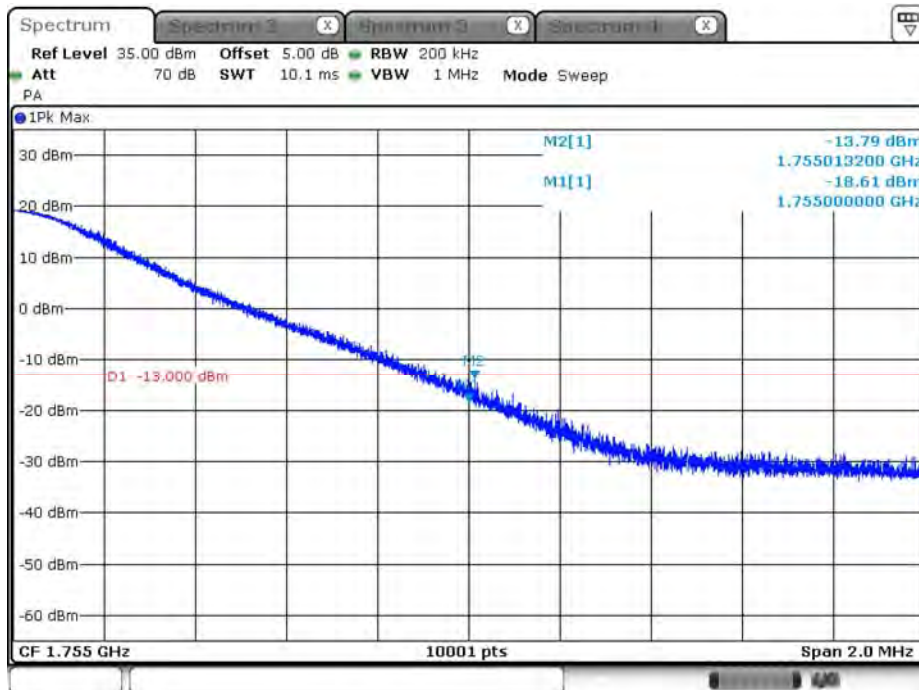
Date: 10 AUG 2018 20:13:16

CH20325_15M_QPSK_1RB74



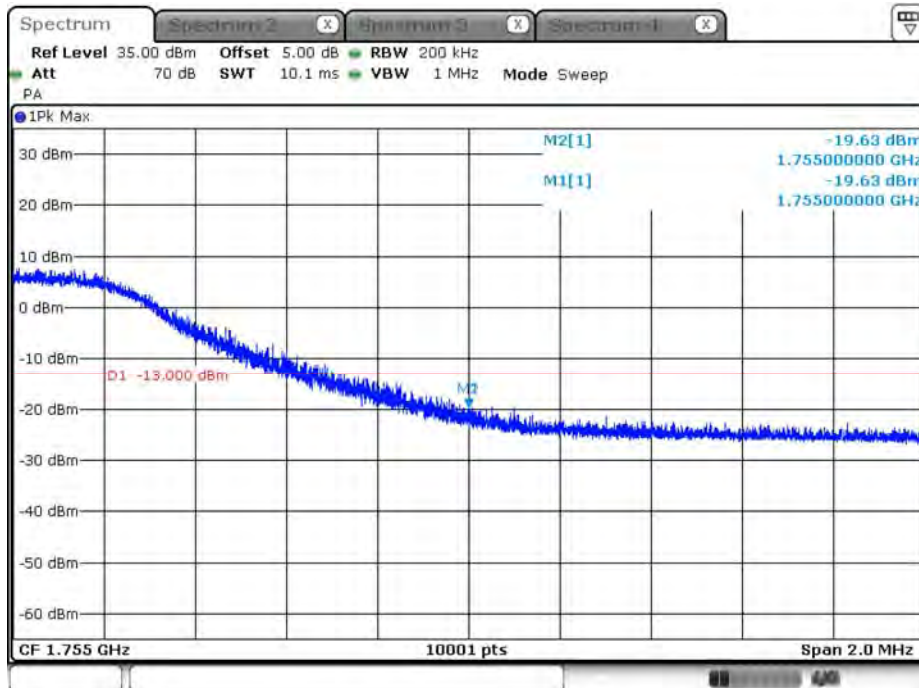
Date: 10 AUG 2018 20:16:37

CH20325_15M_16-QAM_1RB74



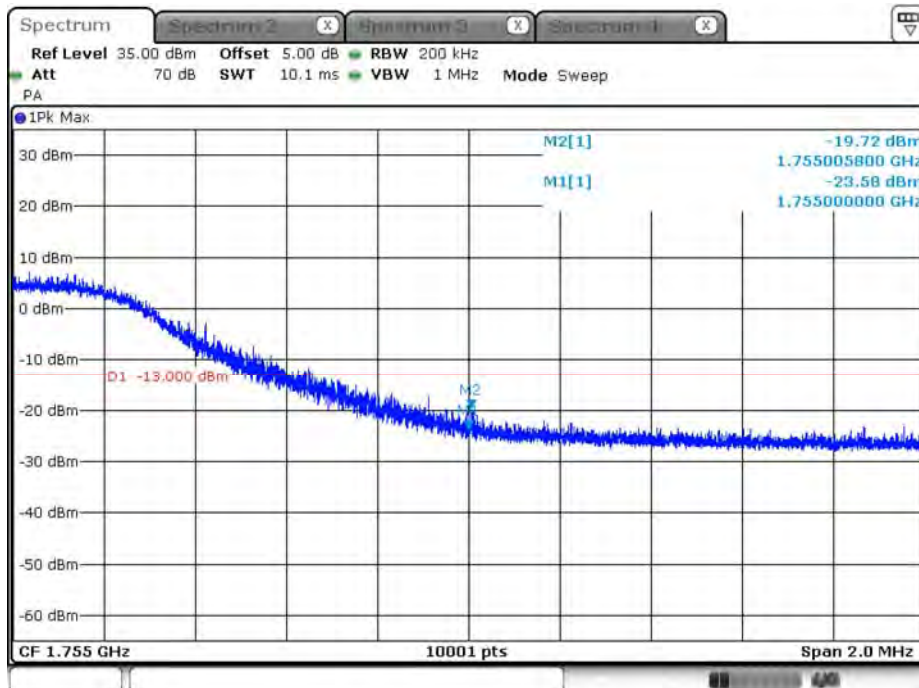
Date: 10 AUG 2018 20:18:21

CH20325_15M_QPSK_75RB0



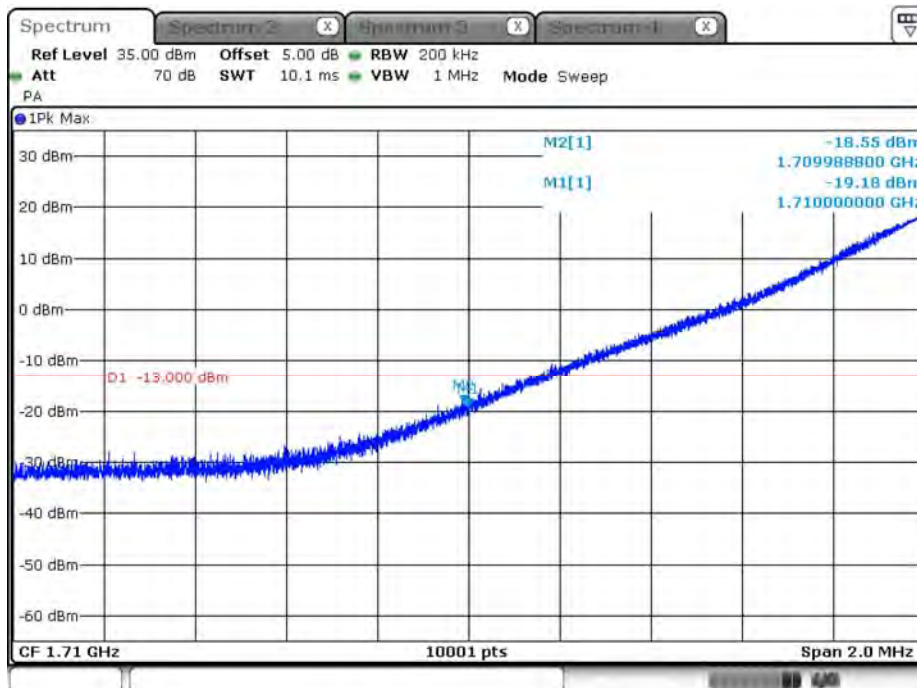
Date: 10 AUG 2018 20:22:02

CH20325_15M_16-QAM_75RB0



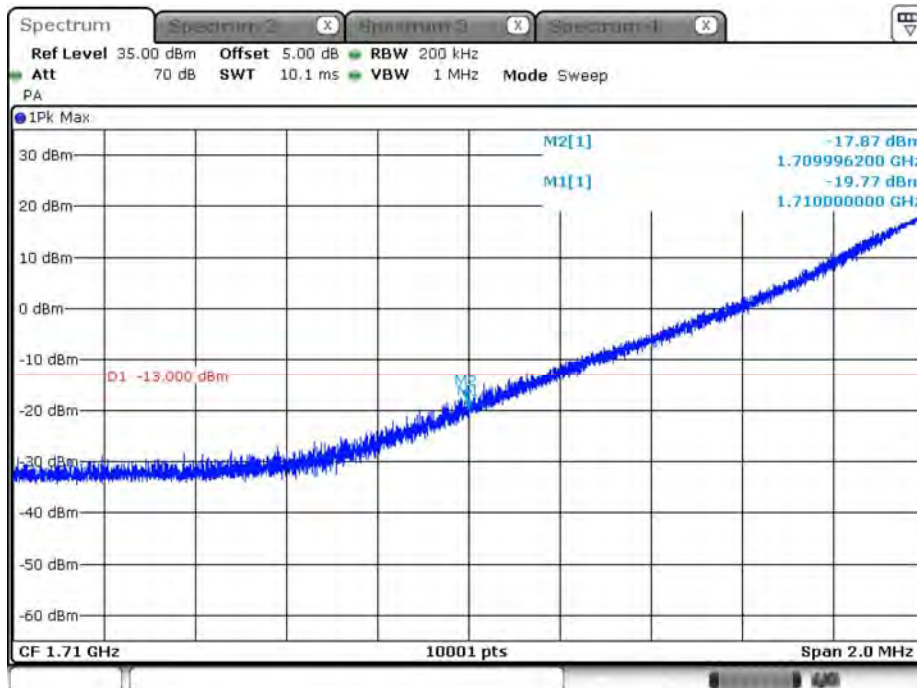
Date: 10 AUG 2018 20:22:49

CH20050_20M_QPSK_1RB0



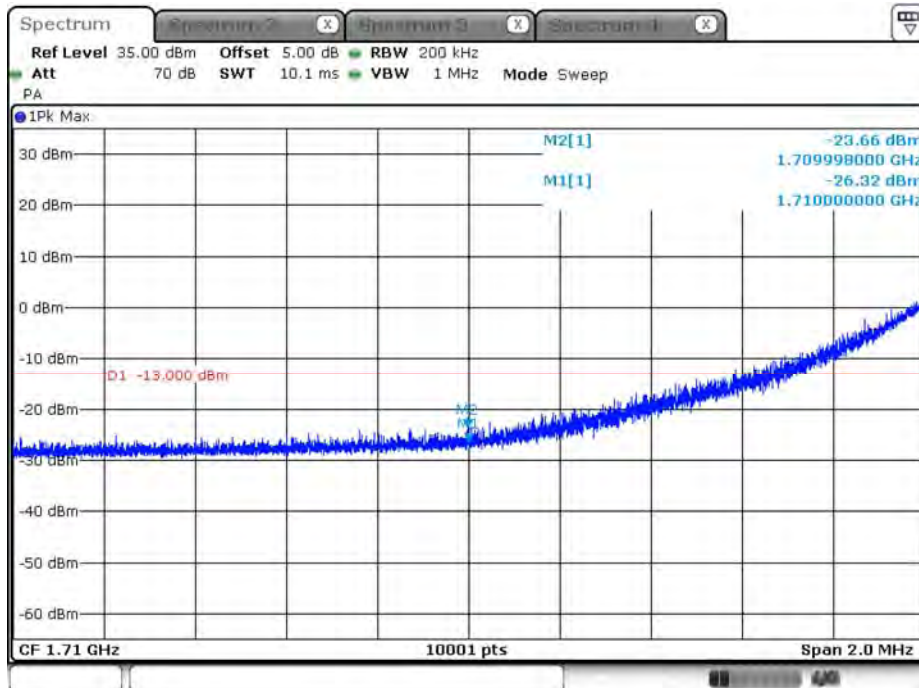
Date: 10 AUG 2018 20:26:25

CH20050_20M_16-QAM_1RB0



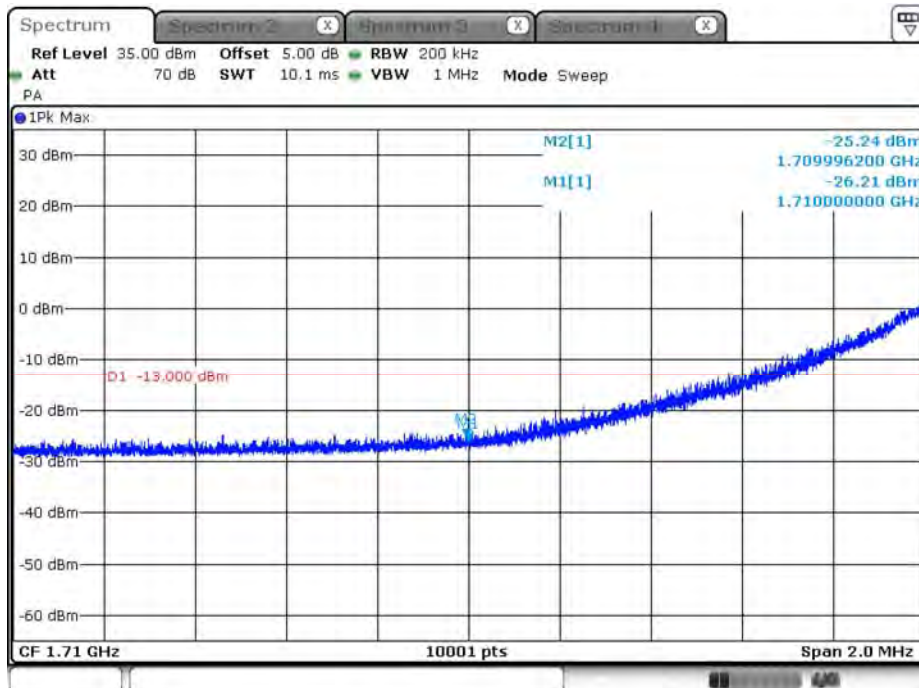
Date: 10 AUG 2018 20:27:40

CH20050_20M_QPSK_100RB0



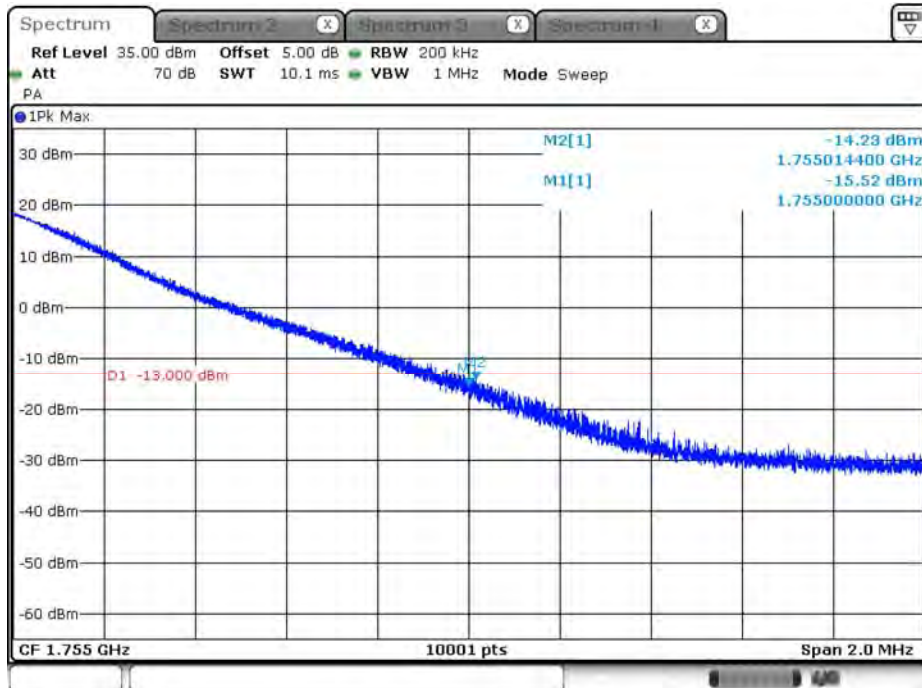
Date: 10 AUG 2018 20:31:32

CH20050_20M_16-QAM_100RB0



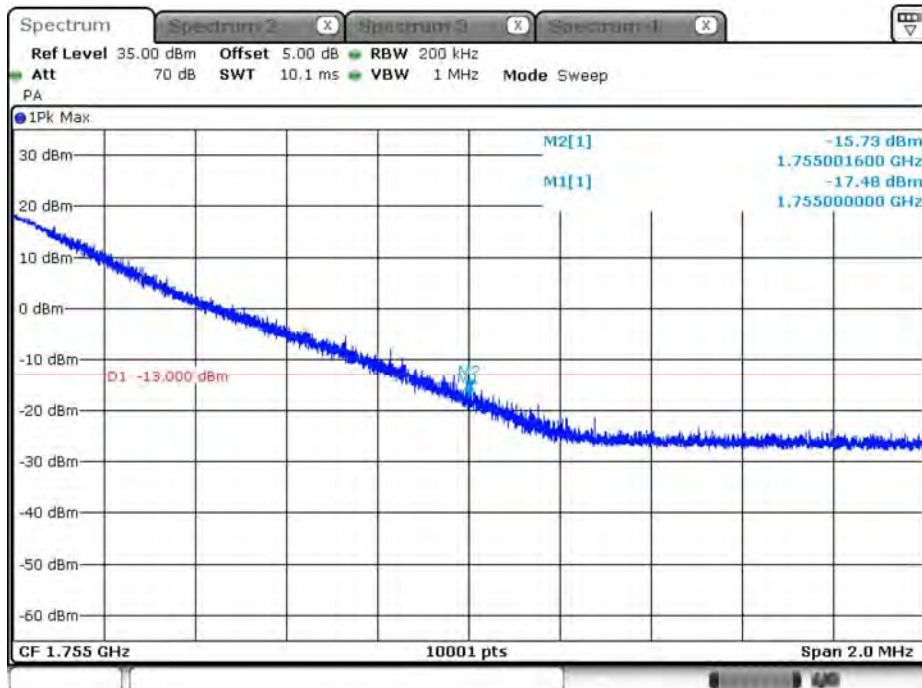
Date: 10 AUG 2018 20:30:10

CH20300_20M_QPSK_1RB99



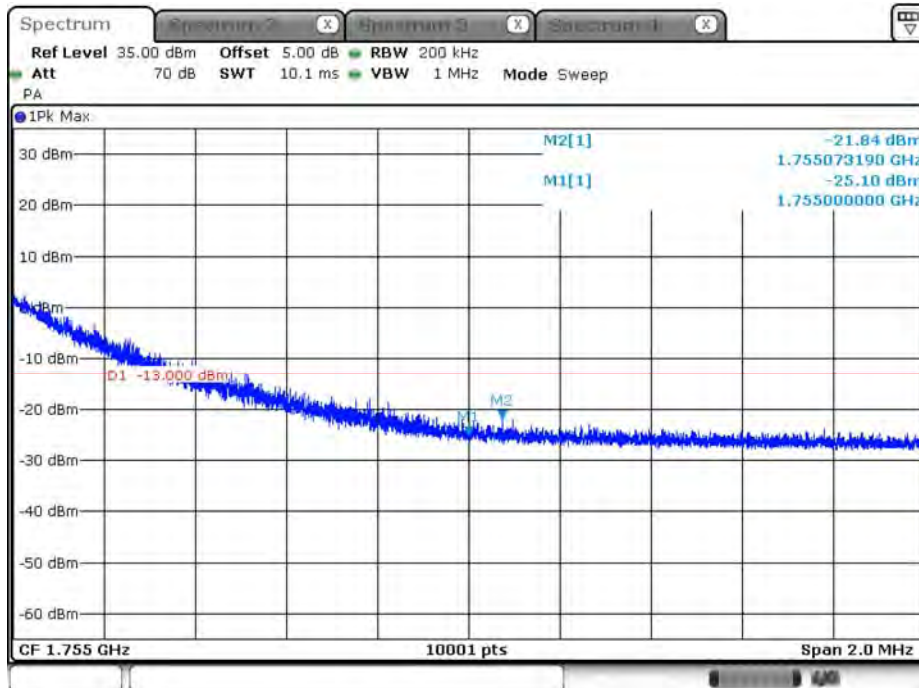
Date: 10 AUG 2018 20:38:55

CH20300_20M_16-QAM_1RB99



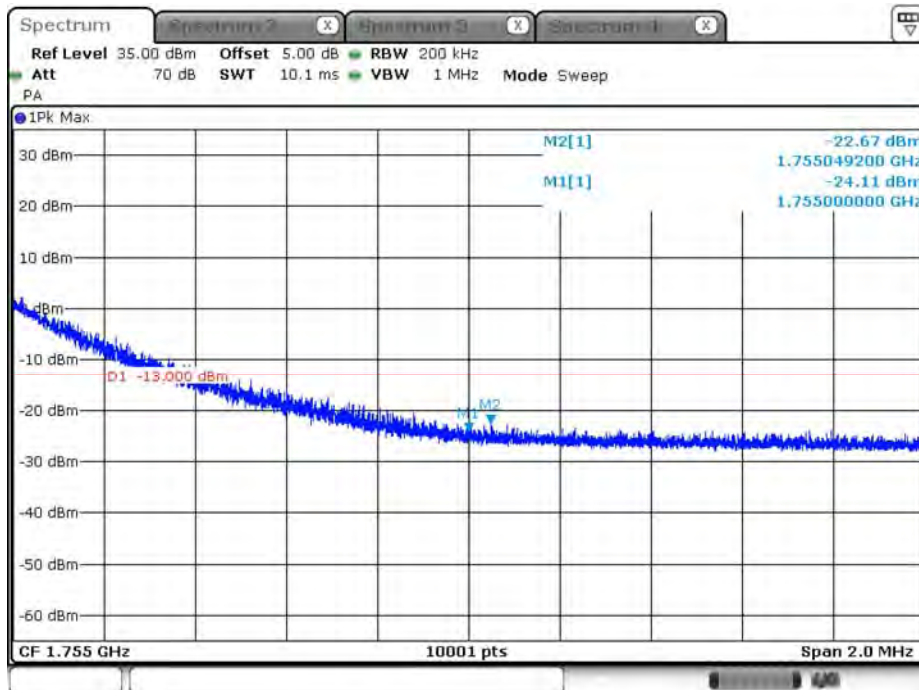
Date: 10 AUG 2018 20:36:24

CH20300_20M_QPSK_100RB0



Date: 10 AUG 2018 20:33:20

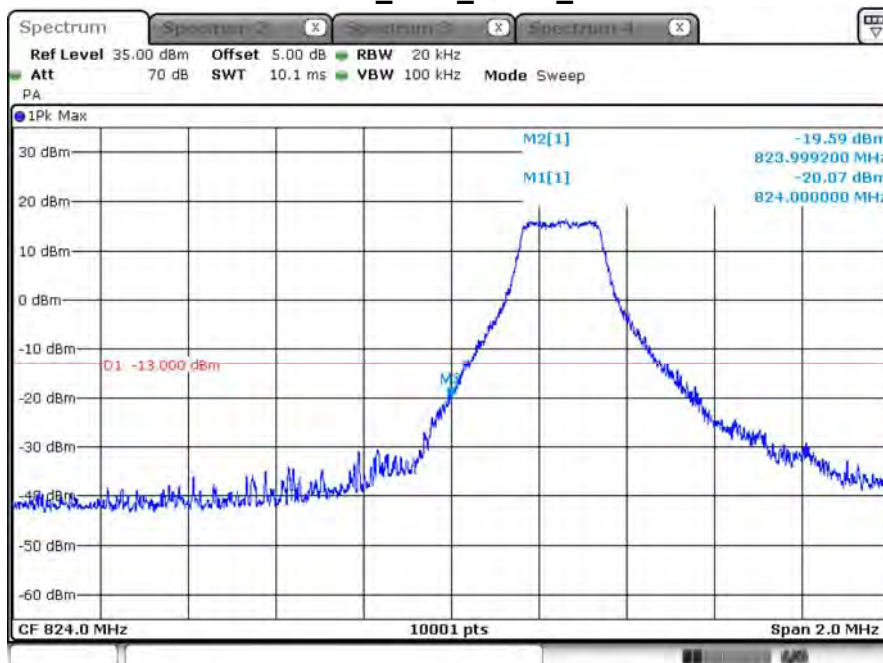
CH20300_20M_16-QAM_100RB0



Date: 10 AUG 2018 20:35:24

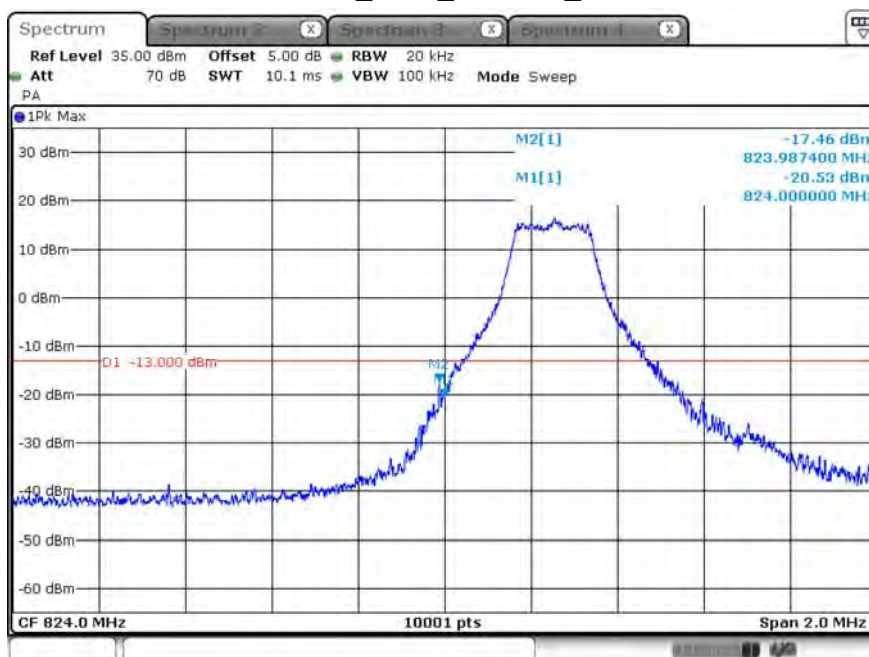
Product	LE910C4-NF		
Test Item	Spurious Emissions at Antenna Terminals		
Test Mode	Mode 3: LTE Band 5		
Date of Test	2018/08/10	Test Site	SR10-H

CH20407_1.4M_QPSK_1RB0



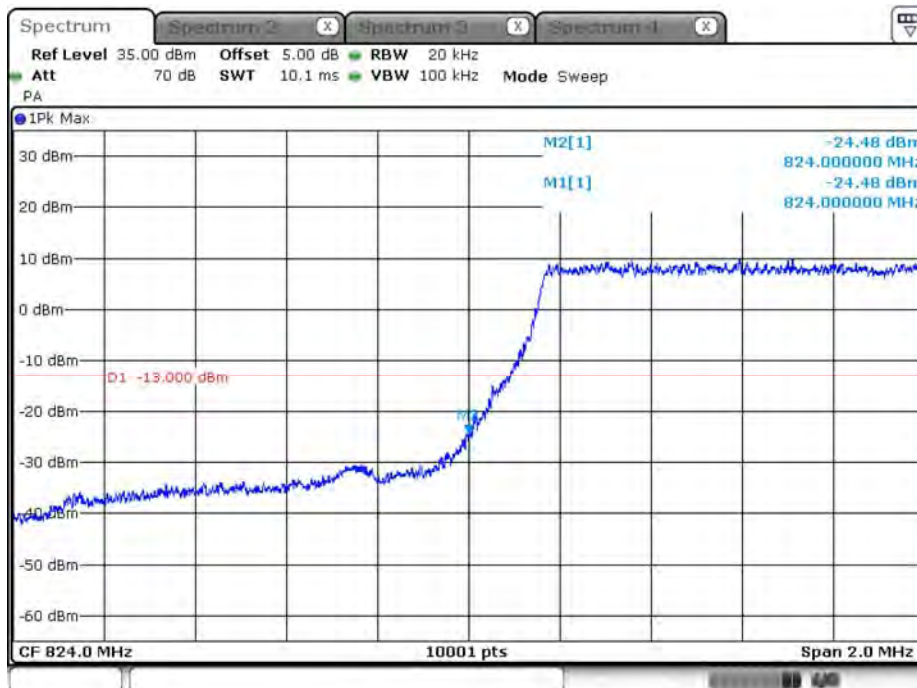
Date: 10 AUG 2018 18:12:32

CH20407_1.4M_16-QAM_1RB0



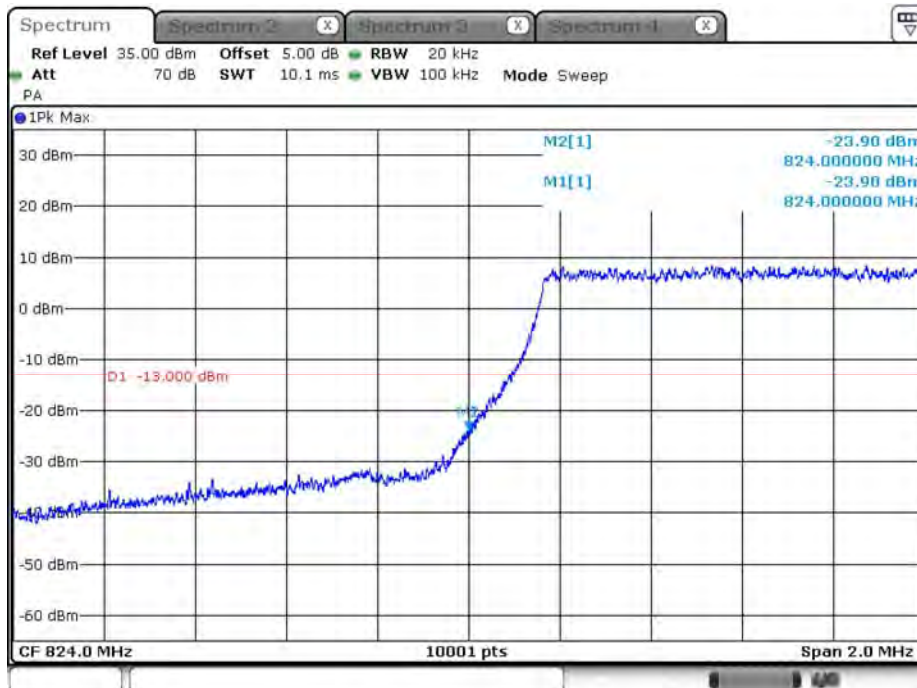
Date: 10 AUG 2018 18:14:41

CH20407_1.4M_QPSK_6RB0



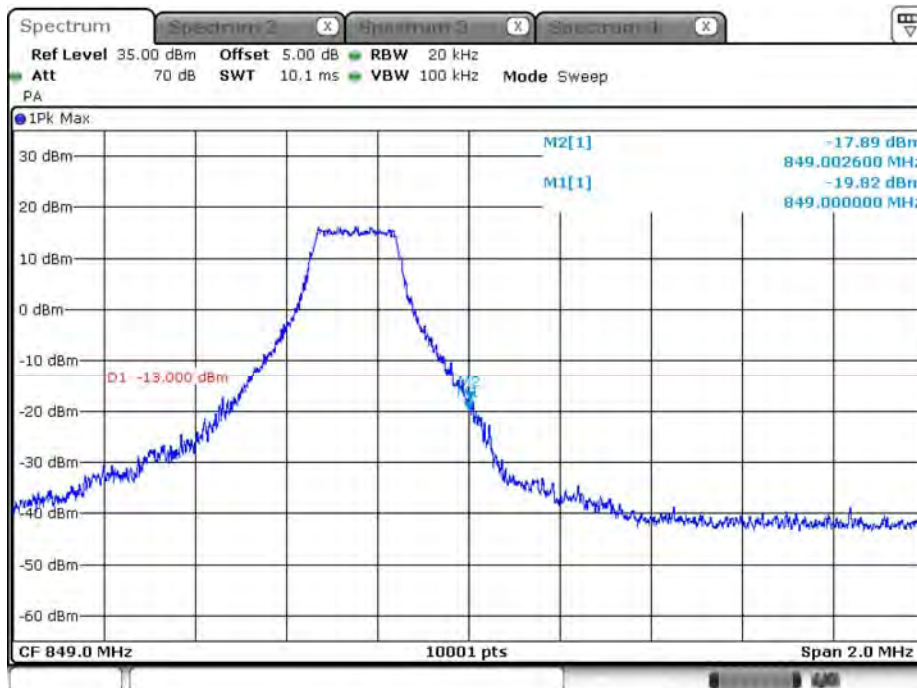
Date: 10 AUG.2018 18:18:14

CH20407_1.4M_16-QAM_6RB0



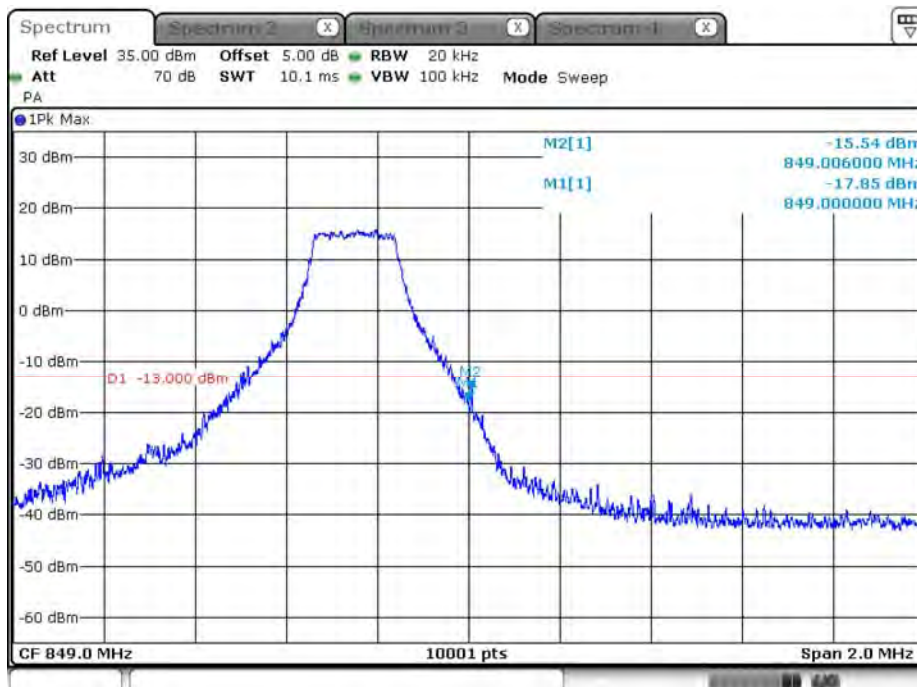
Date: 10 AUG.2018 18:16:14

CH20643_1.4M_QPSK_1RB5



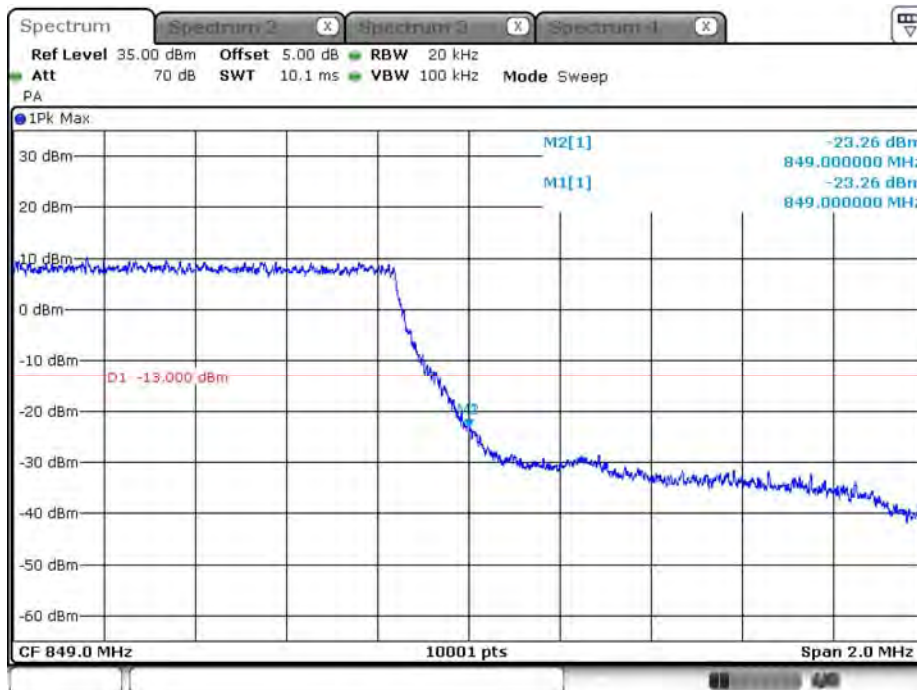
Date: 10 AUG 2018 18:20:19

CH20643_1.4M_16-QAM_1RB5



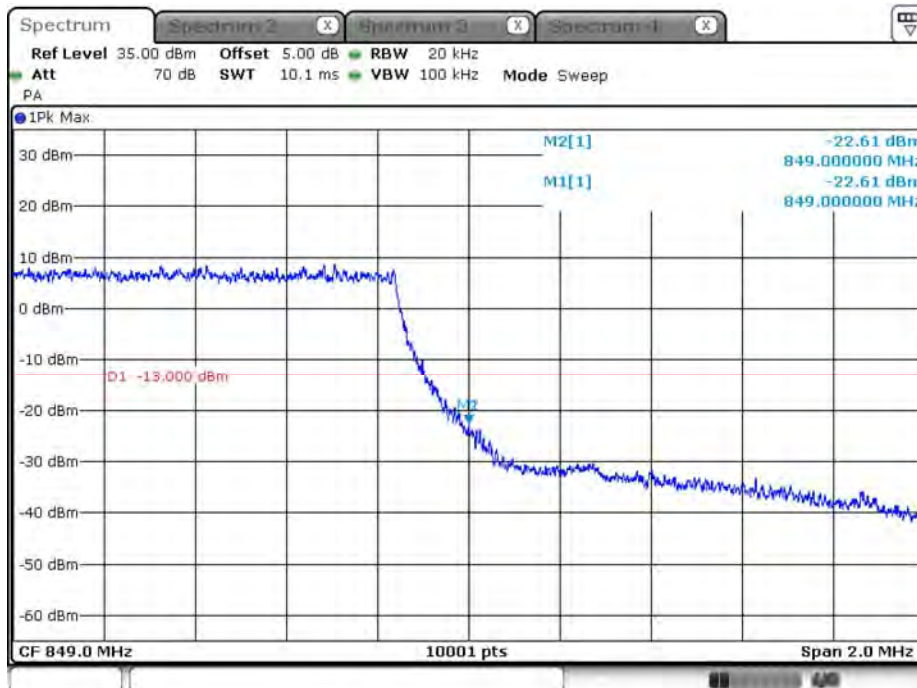
Date: 10 AUG 2018 18:22:18

CH20643_1.4M_QPSK_6RB0



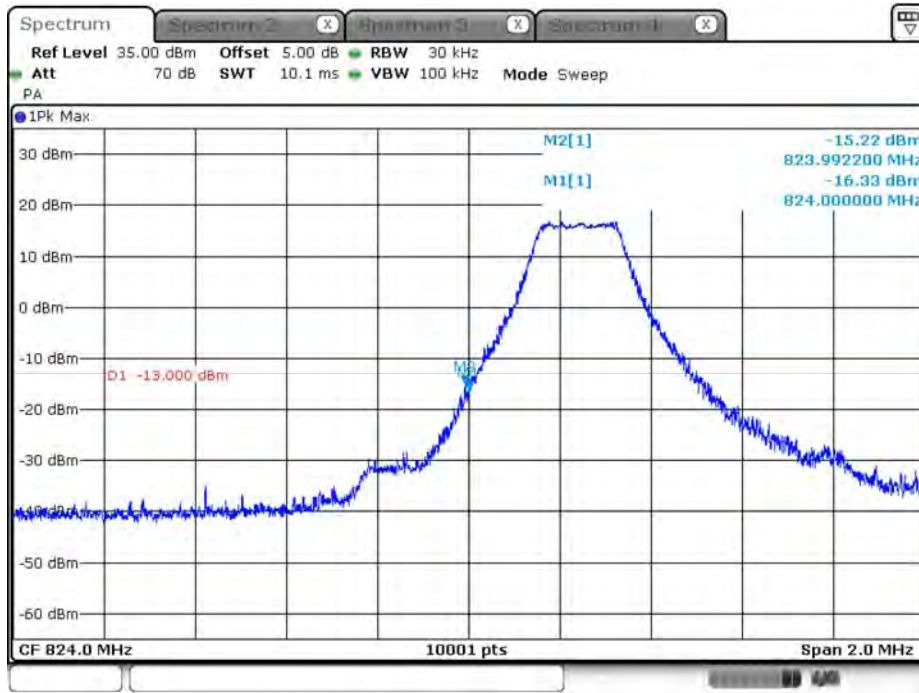
Date: 10 AUG 2018 18:25:30

CH20643_1.4M_16-QAM_6RB0



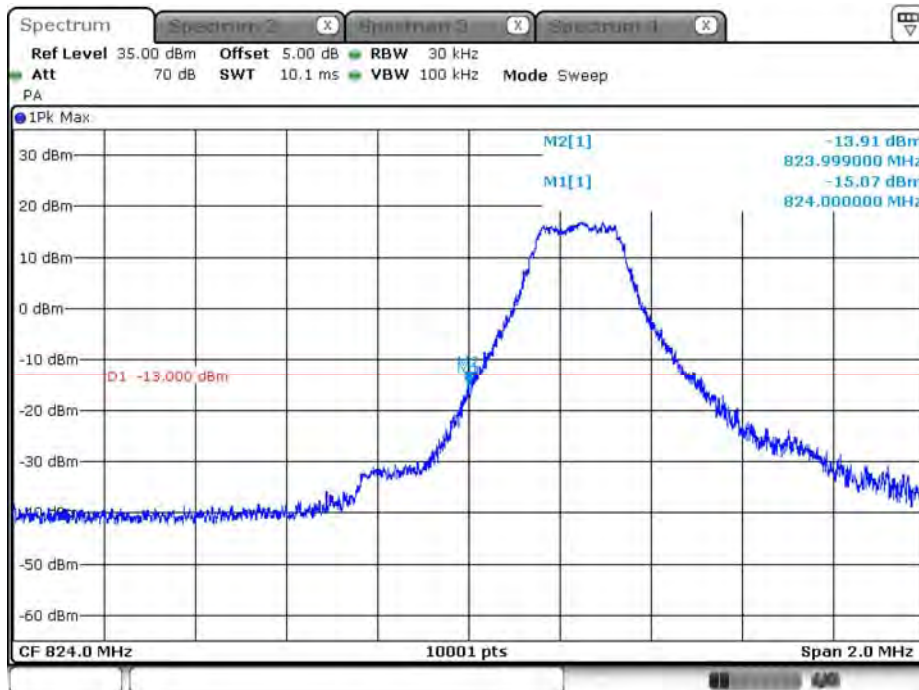
Date: 10 AUG 2018 18:23:25

CH20415_3M_QPSK_1RB0



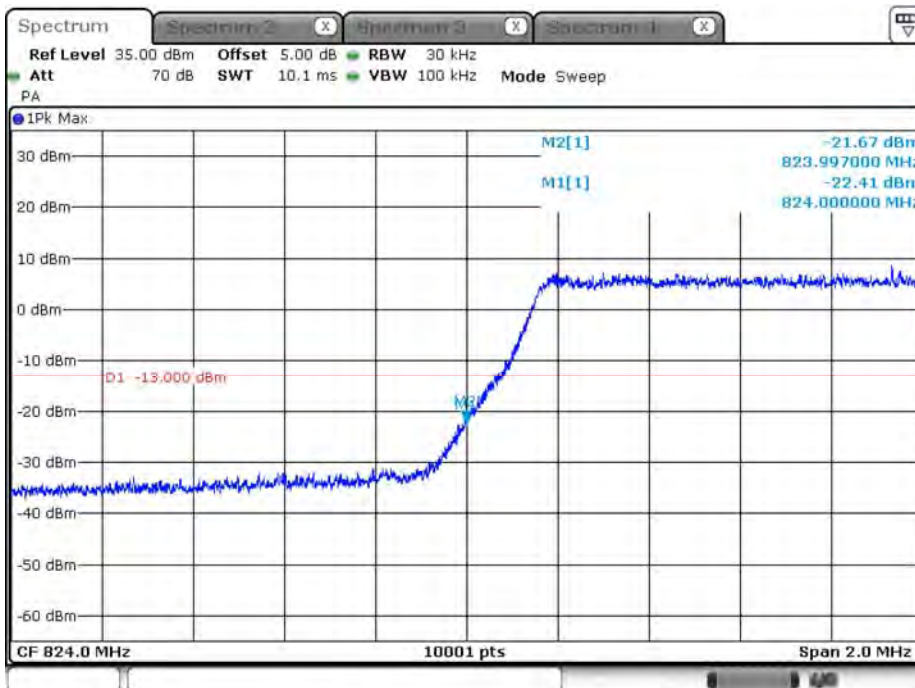
Date: 10 AUG 2018 18:30:25

CH20415_3M_16-QAM_1RB0



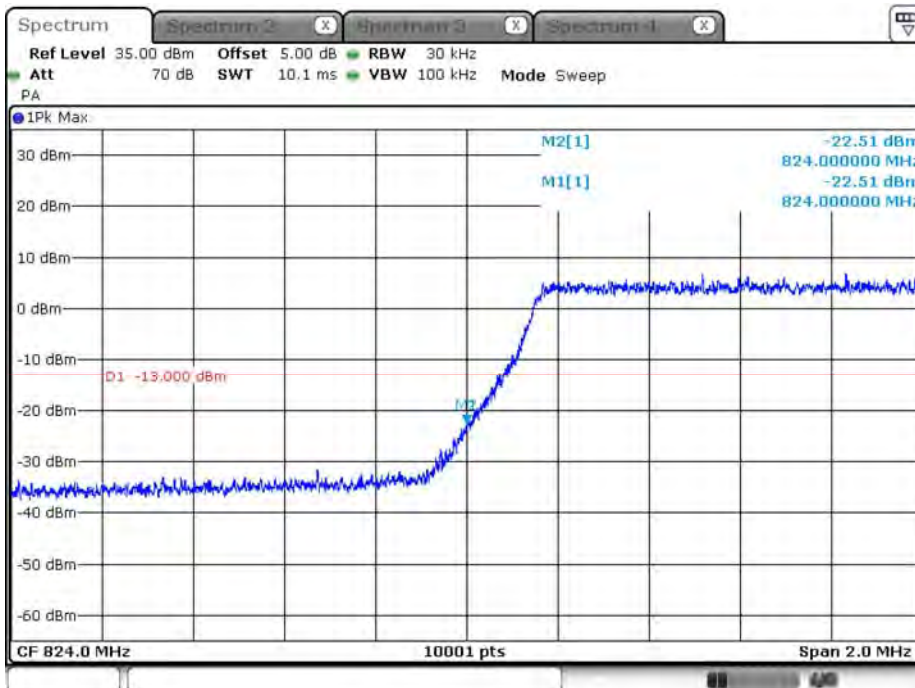
Date: 10 AUG 2018 18:31:46

CH20415_3M_QPSK_15RB0



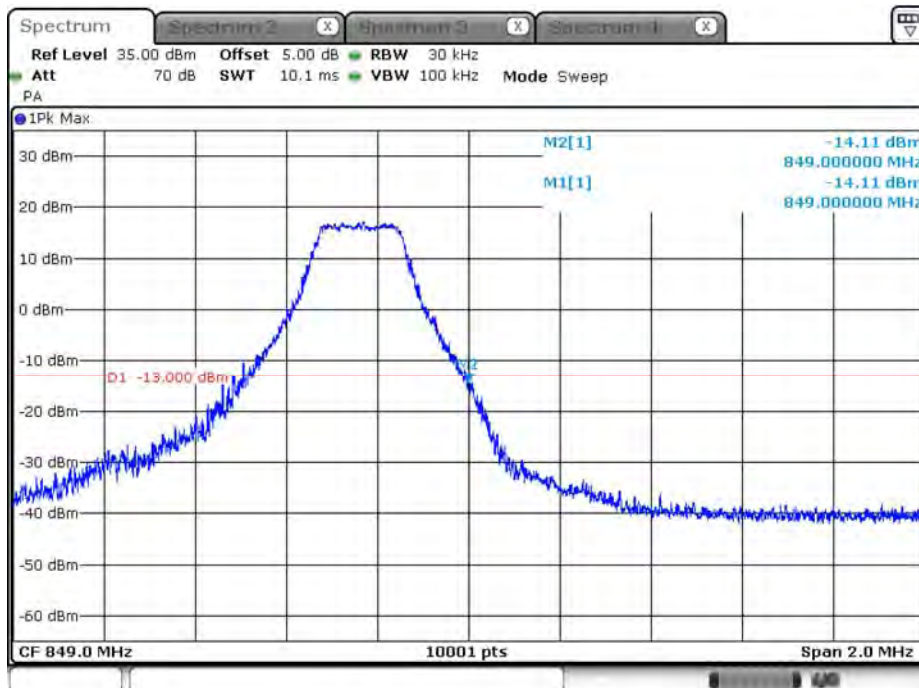
Date: 10 AUG 2018 18:34:43

CH20415_3M_16-QAM_15RB0



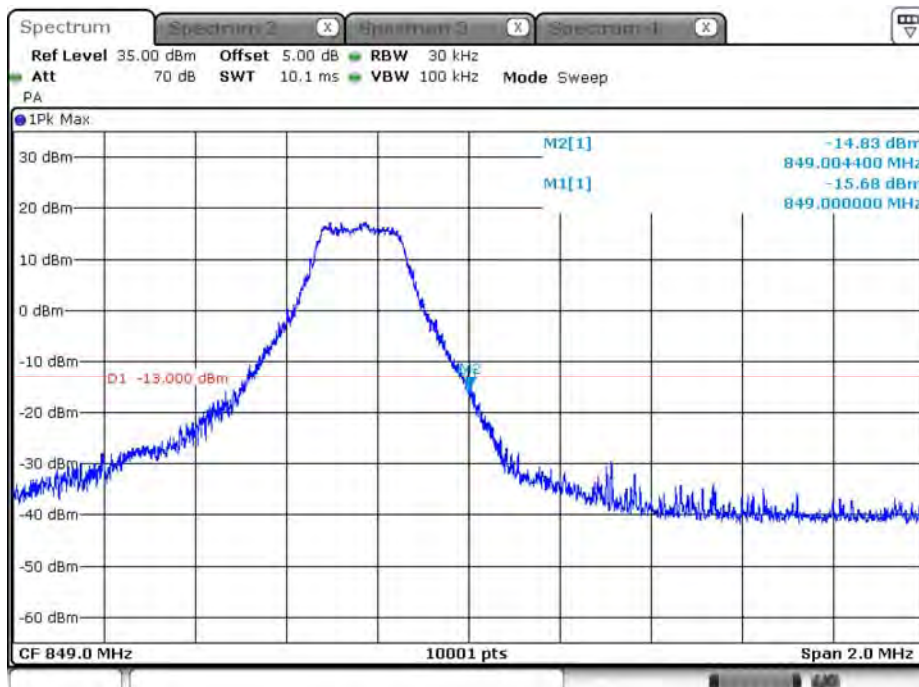
Date: 10 AUG 2018 18:33:28

CH20635_3M_QPSK_1RB14



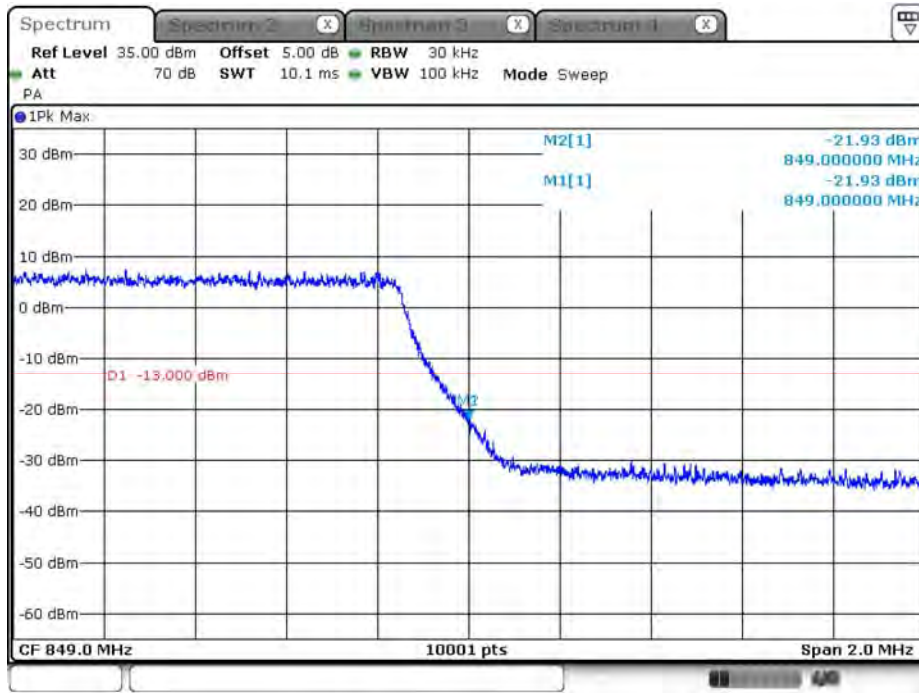
Date: 10 AUG 2018 18:36:36

CH20635_3M_16-QAM_1RB14



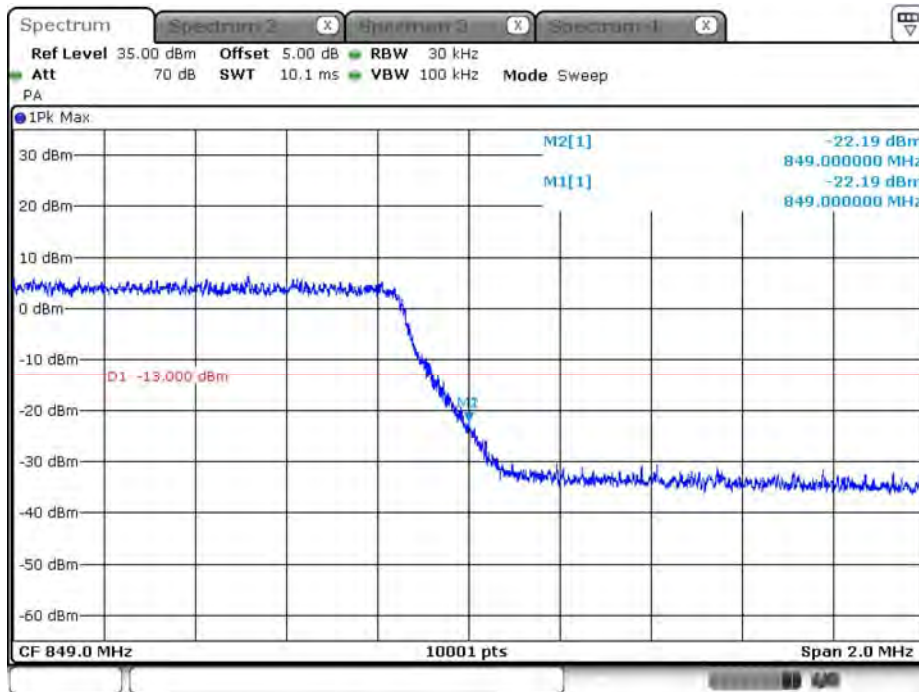
Date: 10 AUG 2018 18:37:56

CH20635_3M_QPSK_15RB0



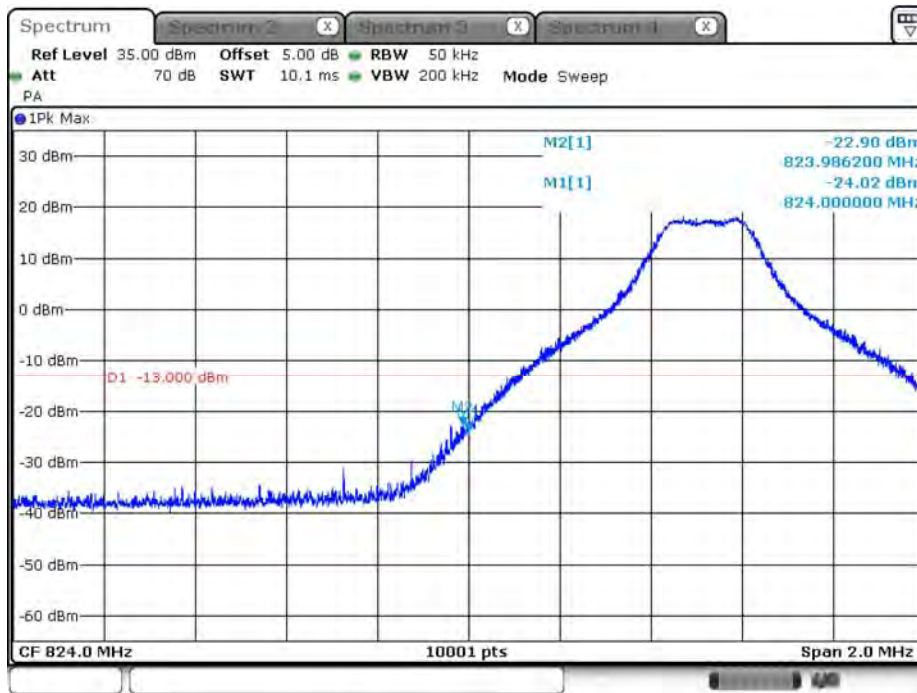
Date: 10 AUG 2018 18:40:36

CH20635_3M_16-QAM_15RB0



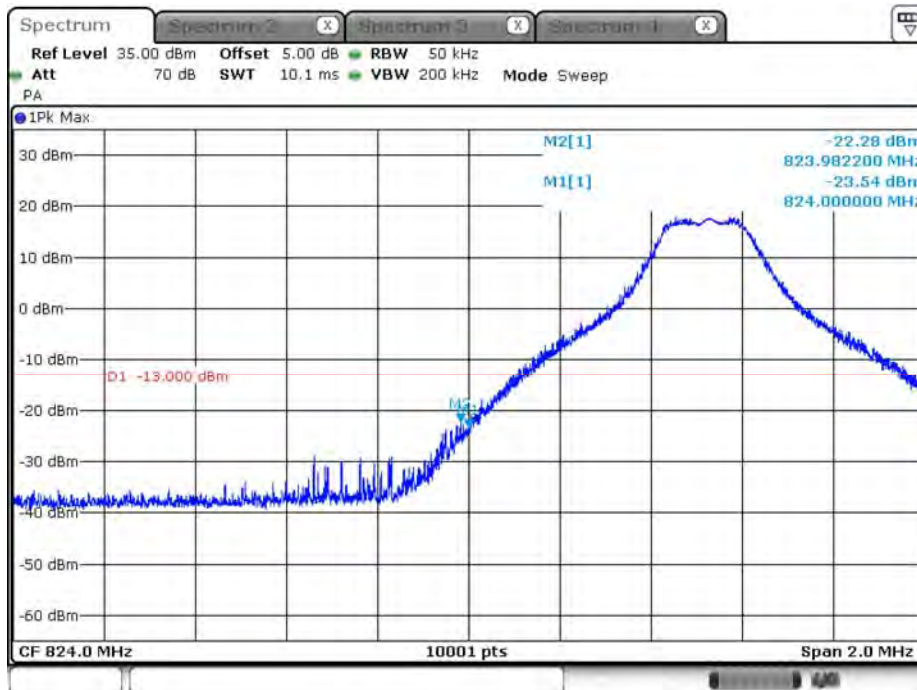
Date: 10 AUG 2018 18:39:09

CH20425_5M_QPSK_1RB0



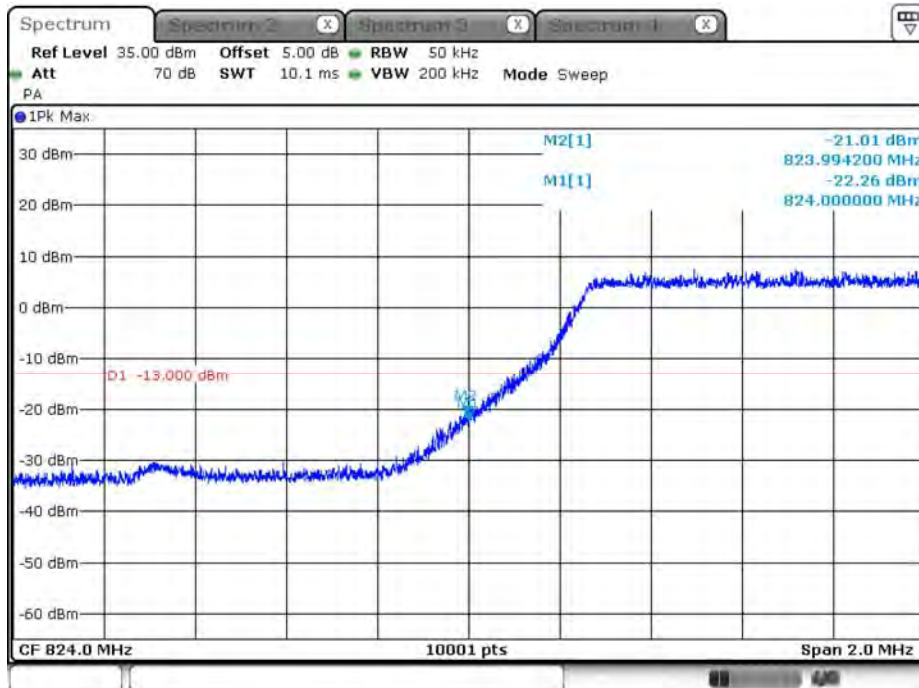
Date: 10 AUG 2018 18:45:49

CH20425_5M_16-QAM_1RB0



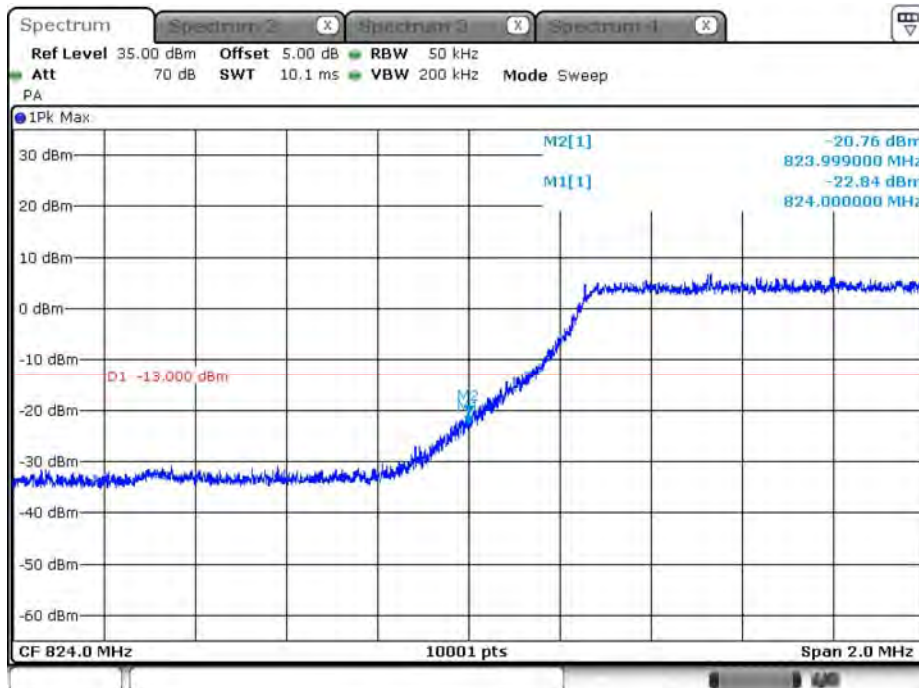
Date: 10 AUG 2018 18:48:00

CH20425_5M_QPSK_25RB0



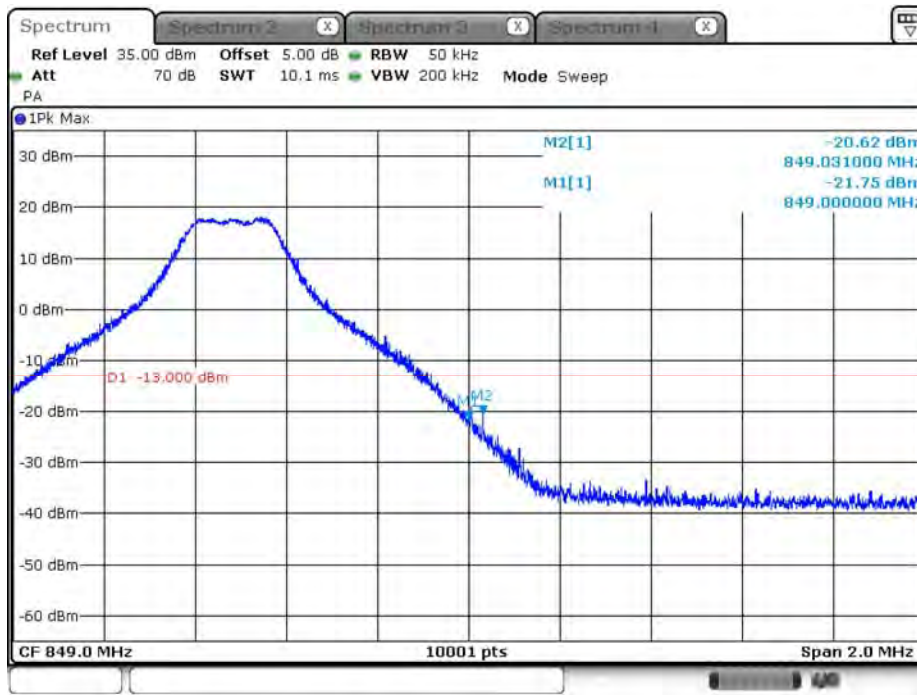
Date: 10 AUG 2018 18:50:06

CH20425_5M_16-QAM_25RB0



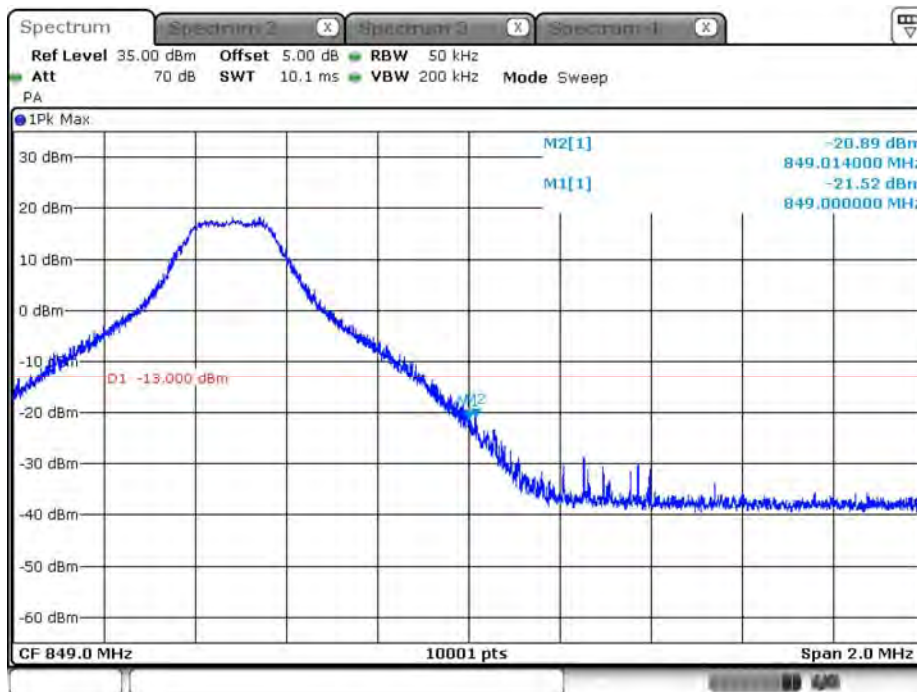
Date: 10 AUG 2018 18:49:21

CH20625_5M_QPSK_1RB24



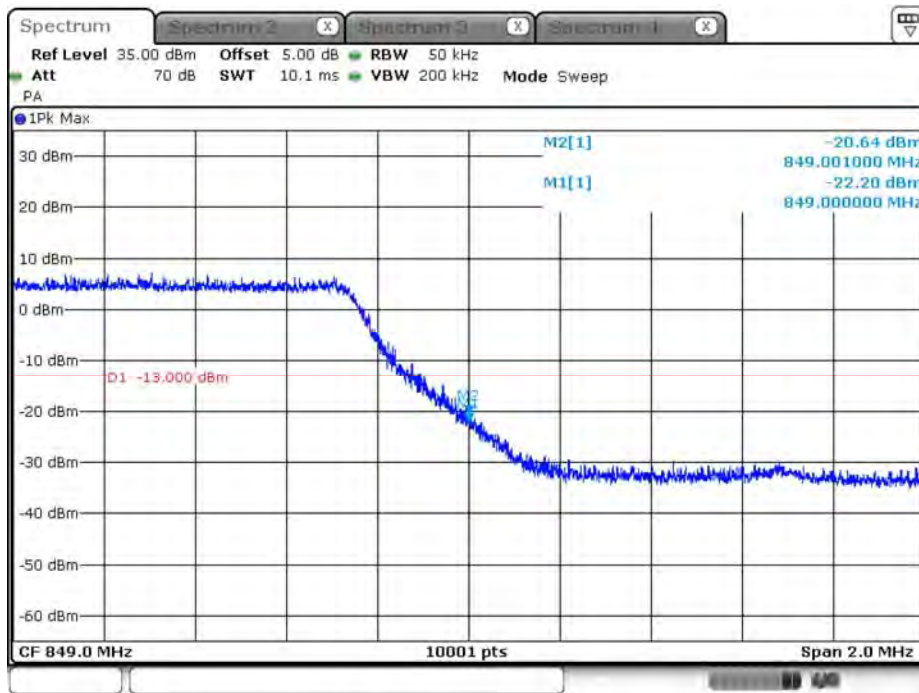
Date: 10 AUG 2018 18:52:36

CH20625_5M_16-QAM_1RB24



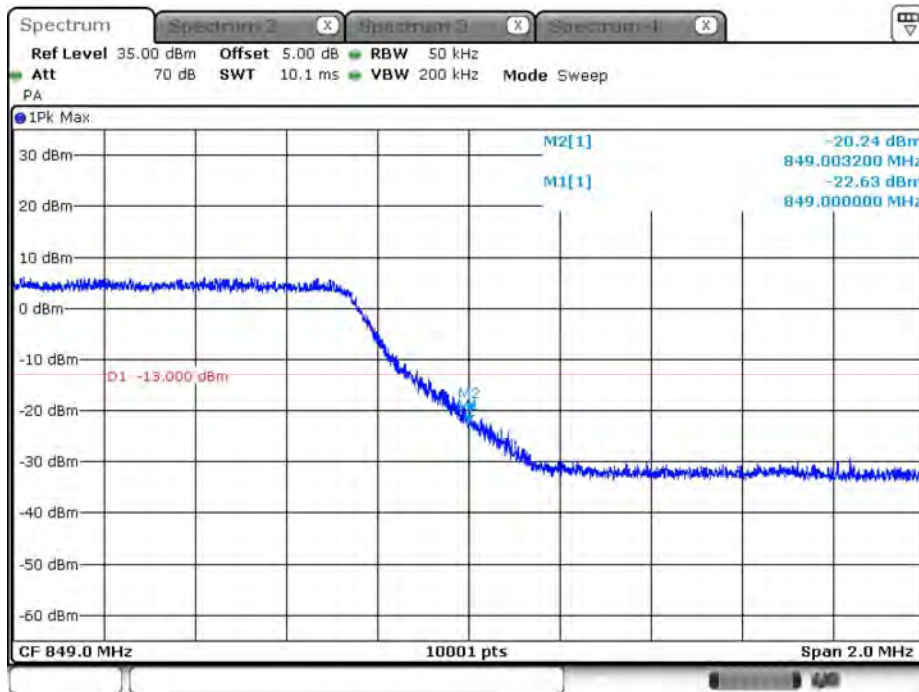
Date: 10 AUG 2018 18:54:05

CH20625_5M_QPSK_25RB0



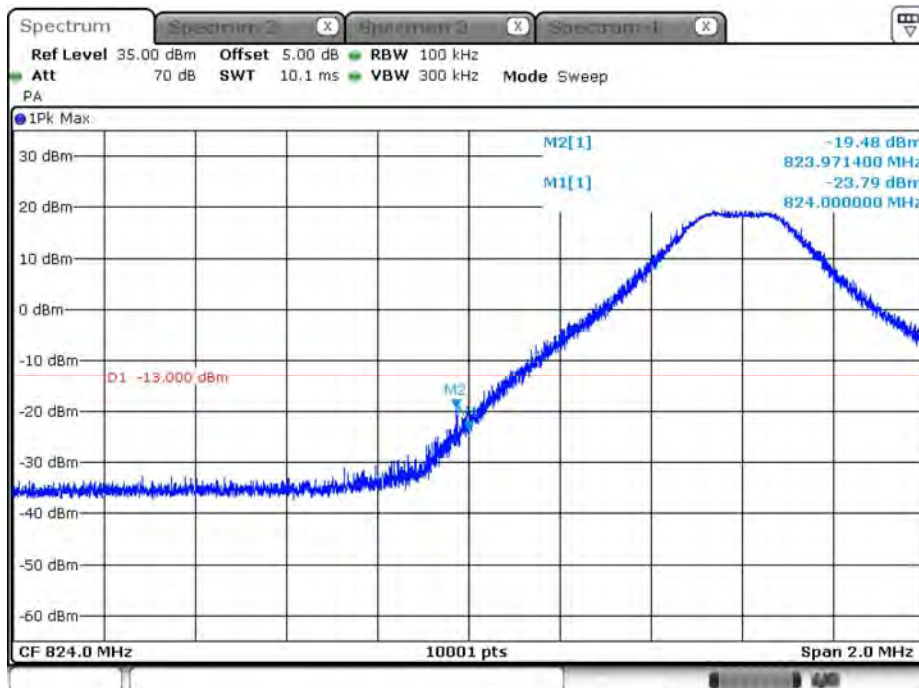
Date: 10 AUG 2018 18:57:13

CH20625_5M_16-QAM_25RB0



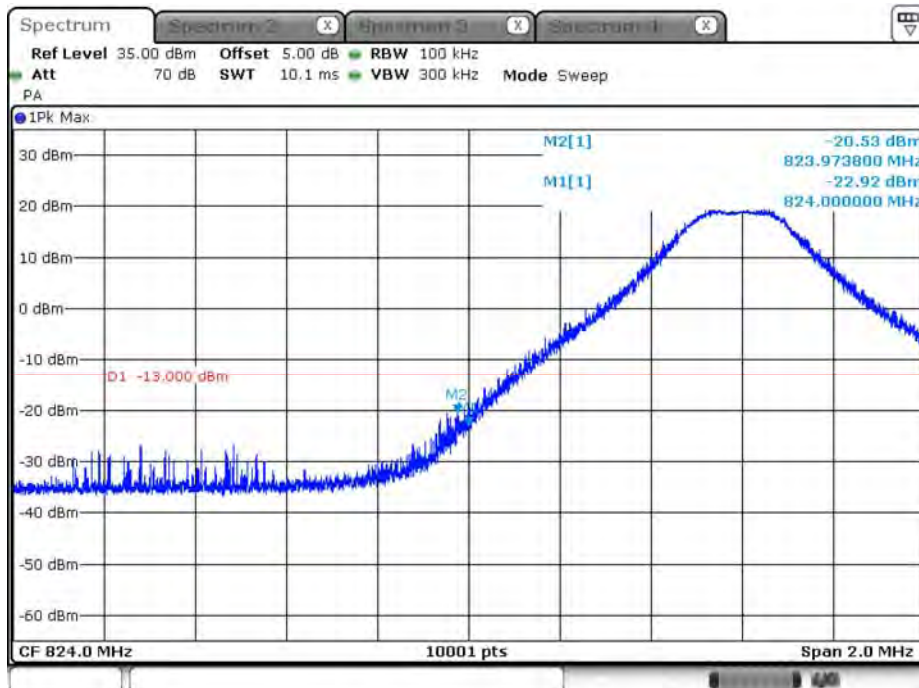
Date: 10 AUG 2018 18:59:13

CH20450_10M_QPSK_1RB0



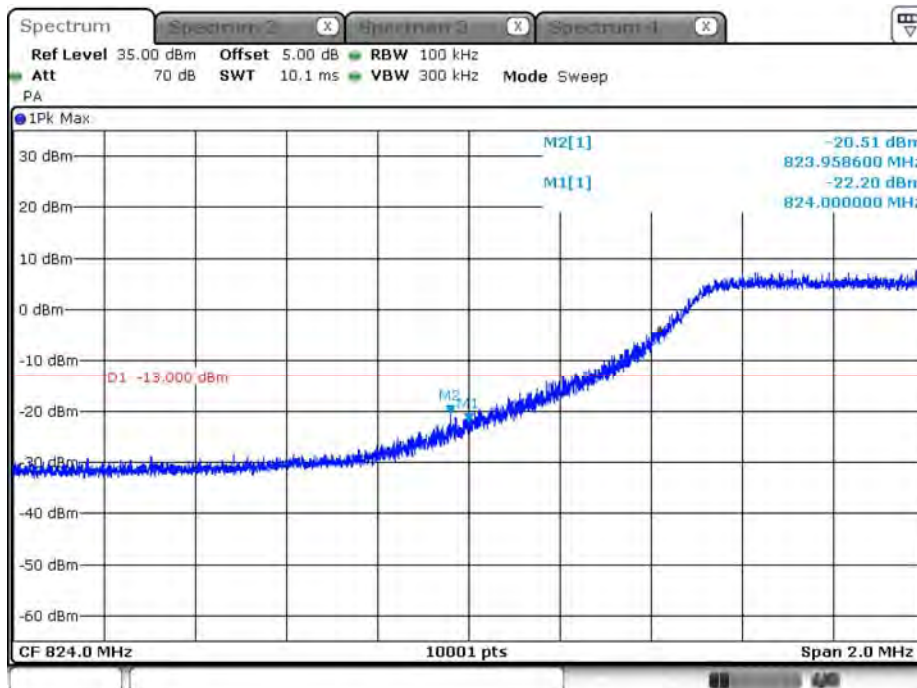
Date: 10 AUG 2018 19:01:46

CH20450_10M_16-QAM_1RB0



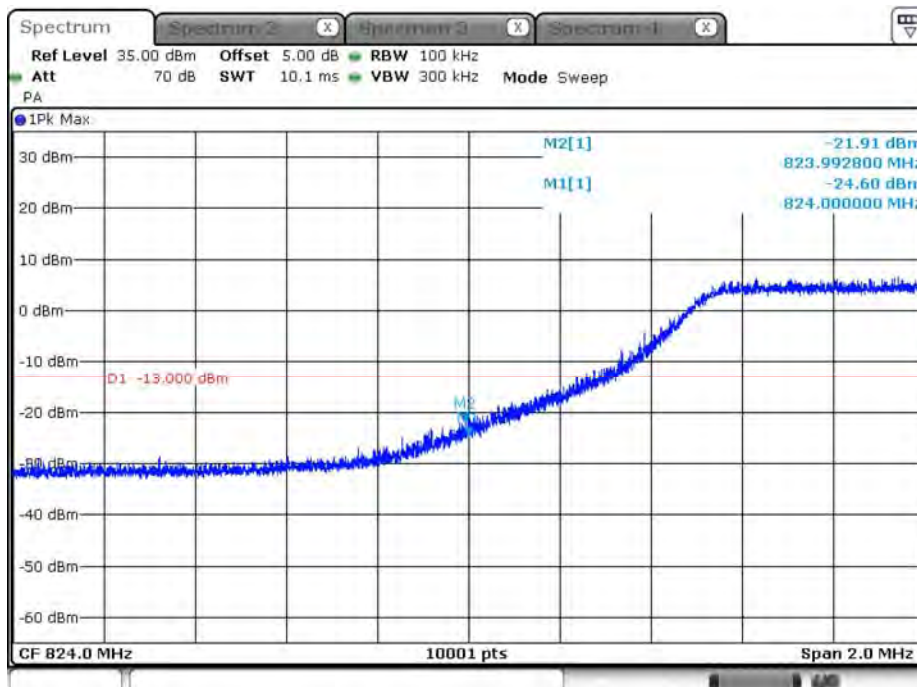
Date: 10 AUG 2018 19:03:05

CH20450_10M_QPSK_50RB0



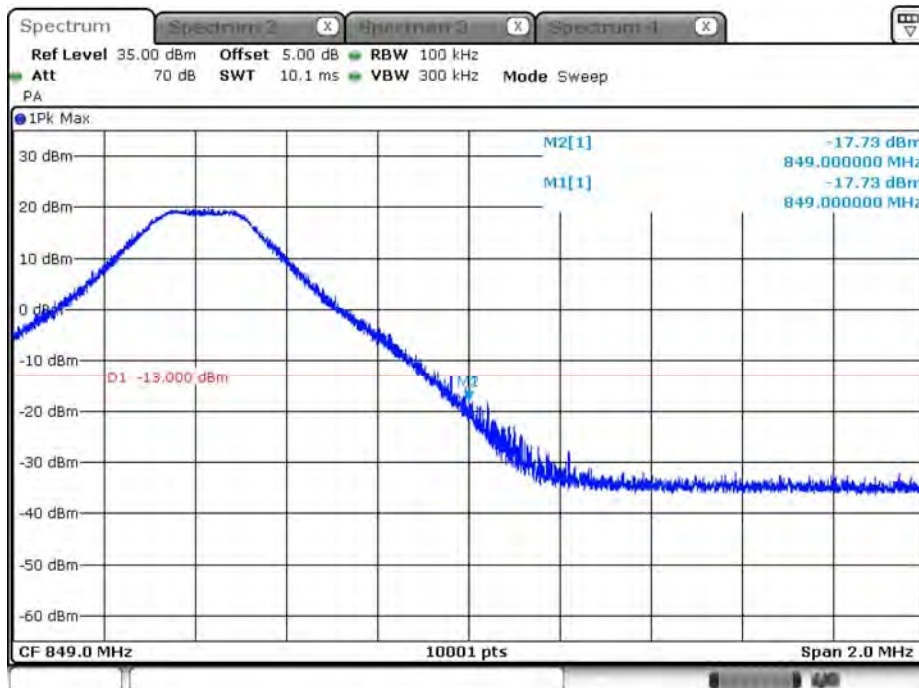
Date: 10 AUG 2018 19:06:03

CH20450_10M_16-QAM_50RB0



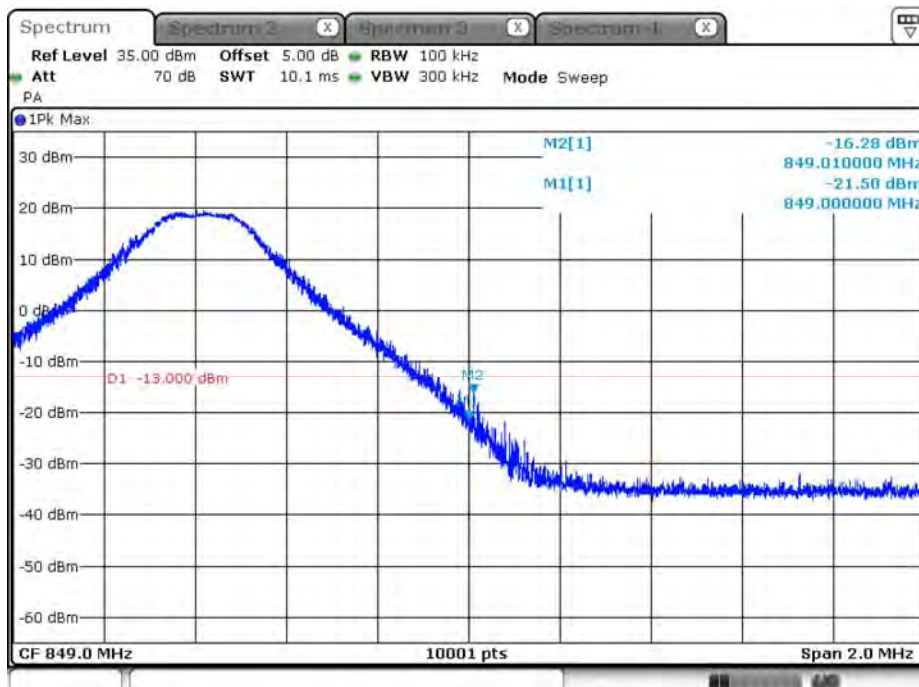
Date: 10 AUG 2018 19:04:53

CH20600_10M_QPSK_1RB49



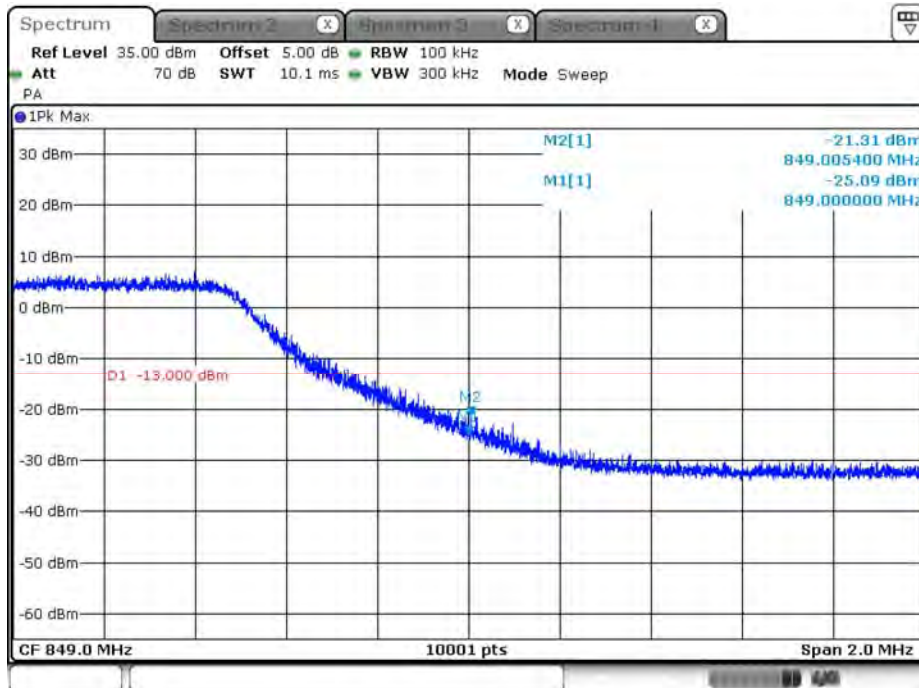
Date: 10 AUG 2018 19:08:03

CH20600_10M_16-QAM_1RB49



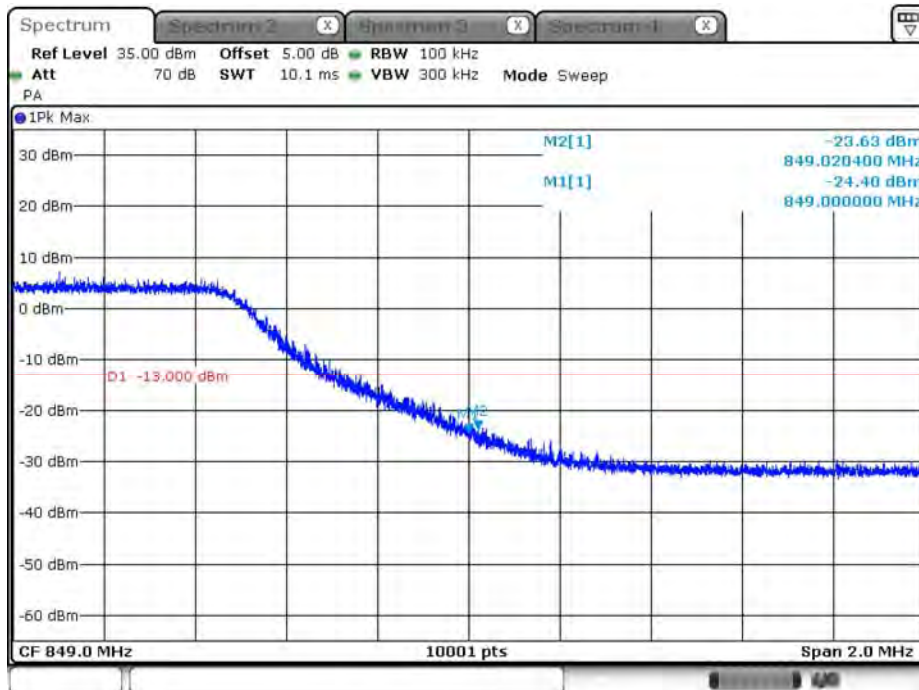
Date: 10 AUG 2018 19:09:08

CH20600_10M_QPSK_50RB0



Date: 10 AUG 2018 19:11:58

CH20600_10M_16-QAM_50RB0



Date: 10 AUG 2018 19:10:53