

NORTHWEST EMC


ZOLL Medical Corp.

X Series

FCC 2.1091:2016

802.11an SISO Radio

Report # LGPD0171.9



NVLAP Lab Code: 200881-0

This report must not be used to claim product certification, approval, or endorsement by NVLAP, NIST, or any agency of the federal government of the United States of America

CERTIFICATE OF EVALUATION

Last Date of Evaluation: April 28, 2016
ZOLL Medical Corp.
Model: X Series

Radio Equipment Evaluation

Standards

Specification	Method
FCC 2.1091:2016	FCC 447498 D01 General RF Exposure Guidance v06


Results

Method Clause	Test Description	Applied	Results	Comments
7.1	Maximum Permissible Exposure	Yes	Pass	

Deviations From Test Standards

None

Approved By:



Tim O'Shea, Operations Manager

Product compliance is the responsibility of the client; therefore, the tests and equipment modes of operation represented in this report were agreed upon by the client, prior to testing. The results of this test pertain only to the sample(s) tested. The specific description is noted in each of the individual sections of the test report supporting this certificate of test. This report reflects only those tests from the referenced standards shown in the certificate of test. It does not include inspection or verification of labels, identification, marking or user information.

REVISION HISTORY

Revision Number		Description	Date	Page Number
00		None		

ACCREDITATIONS AND AUTHORIZATIONS

United States

FCC - Designated by the FCC as a Telecommunications Certification Body (TCB). Certification chambers, Open Area Test Sites, and conducted measurement facilities are listed with the FCC.

A2LA - Accredited by A2LA to ISO / IEC 17065 as a product certifier. This allows Northwest EMC to certify transmitters to FCC and IC specifications.

NVLAP - Each laboratory is accredited by NVLAP to ISO 17025

Canada

IC - Recognized by Industry Canada as a Certification Body (CB). Certification chambers and Open Area Test Sites are filed with IC.

European Union

European Commission – Validated by the European Commission as a Conformity Assessment Body (CAB) under the EMC directive and as a Notified Body under the R&TTE Directive.

Australia/New Zealand

ACMA - Recognized by ACMA as a CAB for the acceptance of test data.

Korea

MSIP / RRA - Recognized by KCC's RRA as a CAB for the acceptance of test data.

Japan

VCCI - Associate Member of the VCCI. Conducted and radiated measurement facilities are registered.

Taiwan

BSMI – Recognized by BSMI as a CAB for the acceptance of test data.

NCC - Recognized by NCC as a CAB for the acceptance of test data.

Singapore

IDA – Recognized by IDA as a CAB for the acceptance of test data.

Israel

MOC – Recognized by MOC as a CAB for the acceptance of test data.

Hong Kong

OFCA – Recognized by OFCA as a CAB for the acceptance of test data.

Vietnam


MIC – Recognized by MIC as a CAB for the acceptance of test data.

SCOPE


For details on the Scopes of our Accreditations, please visit:

<http://www.nwemc.com/accreditations/>
<http://gsi.nist.gov/global/docs/cabs/designations.html>

FACILITIES



California Labs OC01-13 41 Tesla Irvine, CA 92618 (949) 861-8918	Minnesota Labs MN01-08, MN10 9349 W Broadway Ave. Brooklyn Park, MN 55445 (612)-638-5136	New York Labs NY01-04 4939 Jordan Rd. Elbridge, NY 13060 (315) 554-8214	Oregon Labs EV01-12 22975 NW Evergreen Pkwy Hillsboro, OR 97124 (503) 844-4066	Texas Labs TX01-09 3801 E Plano Pkwy Plano, TX 75074 (469) 304-5255	Washington Labs NC01-05 19201 120 th Ave NE Bothell, WA 98011 (425)984-6600
NVLAP					
NVLAP Lab Code: 200676-0	NVLAP Lab Code: 200881-0	NVLAP Lab Code: 200761-0	NVLAP Lab Code: 200630-0	NVLAP Lab Code:201049-0	NVLAP Lab Code: 200629-0
Industry Canada					
2834B-1, 2834B-3	2834E-1	N/A	2834D-1, 2834D-2	2834G-1	2834F-1
BSMI					
SL2-IN-E-1154R	SL2-IN-E-1152R	N/A	SL2-IN-E-1017	SL2-IN-E-1158R	SL2-IN-E-1153R
VCCI					
A-0029	A-0109	N/A	A-0108	A-0201	A-0110
Recognized Phase I CAB for ACMA, BSMI, IDA, KCC/RRR, MIC, MOC, NCC, OFCA					
US0158	US0175	N/A	US0017	US0191	US0157



PRODUCT DESCRIPTION

Client and Equipment Under Evaluation (EUT) Information

Company Name:	ZOLL Medical Corp.
Address:	269 Mill Road
City, State, Zip:	Chelmsford, MA 01824
Evaluation Requested By:	Adam Ford with Logic PD
Model:	X Series
First Date of Evaluation:	April 28, 2016

Information Provided by the Party Requesting the Evaluation

Functional Description of the EUT:
802.11 a/b/g/n card that goes in the ZOLL Medical Corp. product
Objective:
To demonstrate compliance with FCC requirements for RF exposure for 2.1091 portable devices

MAXIMUM PERMISSIBLE EXPOSURE (MPE)

OVERVIEW

Human exposure to RF emissions from mobile devices (47 CFR §2.1091) may be evaluated based on the MPE limits adopted by the FCC for electric and magnetic field strength and/or power density, as appropriate, since exposures are assumed to occur at distances of 20 cm or more from persons. ANSI C95.1-2005 + Amd 1:2010 specifies a minimum separation distance of 20 cm for performing reliable field measurements to determine adherence to MPE limits. If the minimum separation distance between a transmitter and nearby persons is more than 20 cm under normal operating conditions, compliance with MPE limits may be determined at such distance from the transmitter. When applicable, operation instructions and prominent warning labels may be used to alert the exposed persons to maintain a specified distance from the transmitter or to limit their exposure durations and usage conditions to ensure compliance. If the use of warning labels on a transmitter is not effective or desirable, the alternative of performing SAR evaluation with the device at its closest range to persons under normal operating conditions may be used. The field strength and power density limits adopted by the FCC are based on whole-body averaged exposure and the assumption of RF field levels relate most accurately to estimating whole-body averaged SAR. This means some local values of exposures exceeding the stated field strength and power density limits may not necessarily imply non-compliance if the spatial average of spatially averaged RF fields over the exposed portions of a person's body does not exceed the limits.

COMPLIANCE WITH 2.1091

*"Mobile devices that operate in the Cellular Radiotelephone Service, the Personal Communications Services, the Satellite Communications Services, the General Wireless Communications Service, the Wireless Communications Service, the Maritime Services and the Specialized Mobile Radio Service authorized under subpart H of part 22 of this chapter, parts 24, 25, 26 and 27 of this chapter, part 80 of this chapter (ship earth stations devices only) and part 90 of this chapter are subject to routine environmental evaluation for RF exposure prior to equipment authorization or use if they operate at frequencies of 1.5 GHz or below and their effective radiated power (ERP) is 1.5 watts or more, or if they operate at frequencies above 1.5 GHz and their ERP is 3 watts or more. Unlicensed personal communications service devices, unlicensed millimeter wave devices and unlicensed NII devices authorized under §§15.253, 15.255, and 15.257, and subparts D and E of part 15 of this chapter are also subject to routine environmental evaluation for RF exposure prior to equipment authorization or use if their ERP is 3 watts or more or if they meet the definition of a portable device as specified in §2.1093(b) requiring evaluation under the provisions of that section. **All other mobile and unlicensed transmitting devices are categorically excluded from routine environmental evaluation for RF exposure prior to equipment authorization or use, except as specified in §§1.1307(c) and 1.1307(d) of this chapter. Applications for equipment authorization of mobile and unlicensed transmitting devices subject to routine environmental evaluation must contain a statement confirming compliance with the limits specified in paragraph (d) of this section as part of their application.**"*

The EUT will only be used with a separation distance of 20 centimeters or greater between the antenna and the body of the user or nearby persons and can therefore be considered a mobile transmitter per 47 CFR 2.1091(b). Per 47 CFR 1.1310, the EUT meets the General Population / Uncontrolled exposure limits listed in Table 1.

COMPLIANCE WITH FCC KDB 447498 D01 General RF Exposure Guidance v06

"KDB 447498 D01 General RF Exposure Guidance v06" provides the procedures, requirements, and authorization policies for mobile and portable devices. Section 7.1 best fits the exposure condition described in this report. Since this mobile device is categorically excluded from routine evaluation; simple calculations may be used to estimate the power density to demonstrate compliance with 47 CFR 1.1310 requirements. The attached estimate shows MPE limits are met at a 20 cm boundary.

MAXIMUM PERMISSIBLE EXPOSURE (MPE)

FCC LIMITS FOR MPE

Limits for General Population /Uncontrolled Exposure: 47 CFR 1.1310

Frequency Range (MHz)	Electric Field Strength (V/m)	Magnetic Field Strength (A/m)	Power Density (mW/cm ²)	Averaging Time (minutes)
0.3 - 1.34	614	1.63	*(100)	30
1.34 - 30	824/f	2.19/f	*(180/f ²)	30
30 - 300	27.5	0.073	0.2	30
300 - 1500			f/1500	30
1500 - 100000			1	30

f = frequency in MHz

* = Plane-wave equivalent power density

METHOD OF EVALUATION

The exposure level for the radio is evaluated at a 20 cm distance or greater from the radio's transmitting antenna using the general equation:

$$S = \frac{P * G}{4 * \pi * R^2}$$

Where: S = power density (mW/cm²)

P = power input to the antenna (mW)

G = numeric power gain relative to an isotropic radiator

R = distance between the antenna and the user

P*G = EIRP

Solving for S, the maximum power density at the specified distance from the transmitting antenna is determined.

The standalone MPE is summarized in the following table:

MAXIMUM PERMISSIBLE EXPOSURE (MPE)

EUT:	X Series	Work Order:	LGPD0171
Serial Number:	None	Date:	04/28/2016
Customer:	ZOLL Medical Corp.		
Customer Project:	None		

SPECIFICATIONS

Specification:	Method:
FCC 2.1091:2015	FCC KDB 447498 D01 General RF Exposure Guidance v06

COMMENTS

None

MPE Estimates for Individual Devices

Radio	Antenna Type	Antenna Manufacturer	Antenna Part No.	Transmit Frequency (MHz)	Max Peak Output Power (mW)	Duty Cycle (%)	Duty Cycle Corrected Output Power (mW)	Antenna Gain (dBi)	Minimum Antenna Cable Loss (dB)	Power Density @ 20 cm (mW/cm ²)	General Population Exposure Limit (mW/cm ²)
802.11an SISO	1/4 Wavelength monopole	Logic PD	N/A	5180	46.77	1	46.77	1.6	0	0.0134	1.000
				5260	44.67	1	44.67	2.2	0	0.0147	1.000
				5500	40.74	1	40.74	2.7	0	0.0151	1.000
				5745	40.74	1	40.74	1.4	0	0.0112	1.000