



POWERLINE CONDUCTED EMISSIONS



POWERLINE CONDUCTED EMISSIONS




FIELD STRENGTH



FIELD STRENGTH



element
WTD.2023.04.25.0
EmR5.2022.07.06.0
PSA-ESG1.2023.04.25.0



FIELD STRENGTH

