

Dielectric Chip Antenna



■ Test Condition for WiFi Dongle


2012. 09. 26

	Ver 1.3	Ver 1.4
Set Version	Rev 0.1	
Ant [mm]	ACS2450HFL57	
Matching	Series(π) 1.0nH Shunt(Con) 0.5pF	Series(π) 8.0pF Shunt(Ant) 0.5pF
Condition	Matching Value 변경	

■ 3D Passive Test Result (Average, dBi)

	Ver 1.3	Ver 1.4
2400MHz	-1.53	-2.25
2425MHz	-1.29	-1.75
2445MHz	-2.09	-2.12
2465MHz	-2.07	-2.21
2485MHz	-2.55	-2.41

■ WiFi Dongle Test Picture

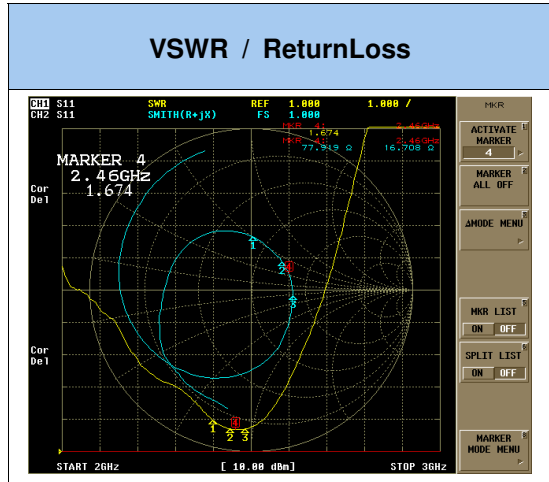


Dielectric Chip Antenna

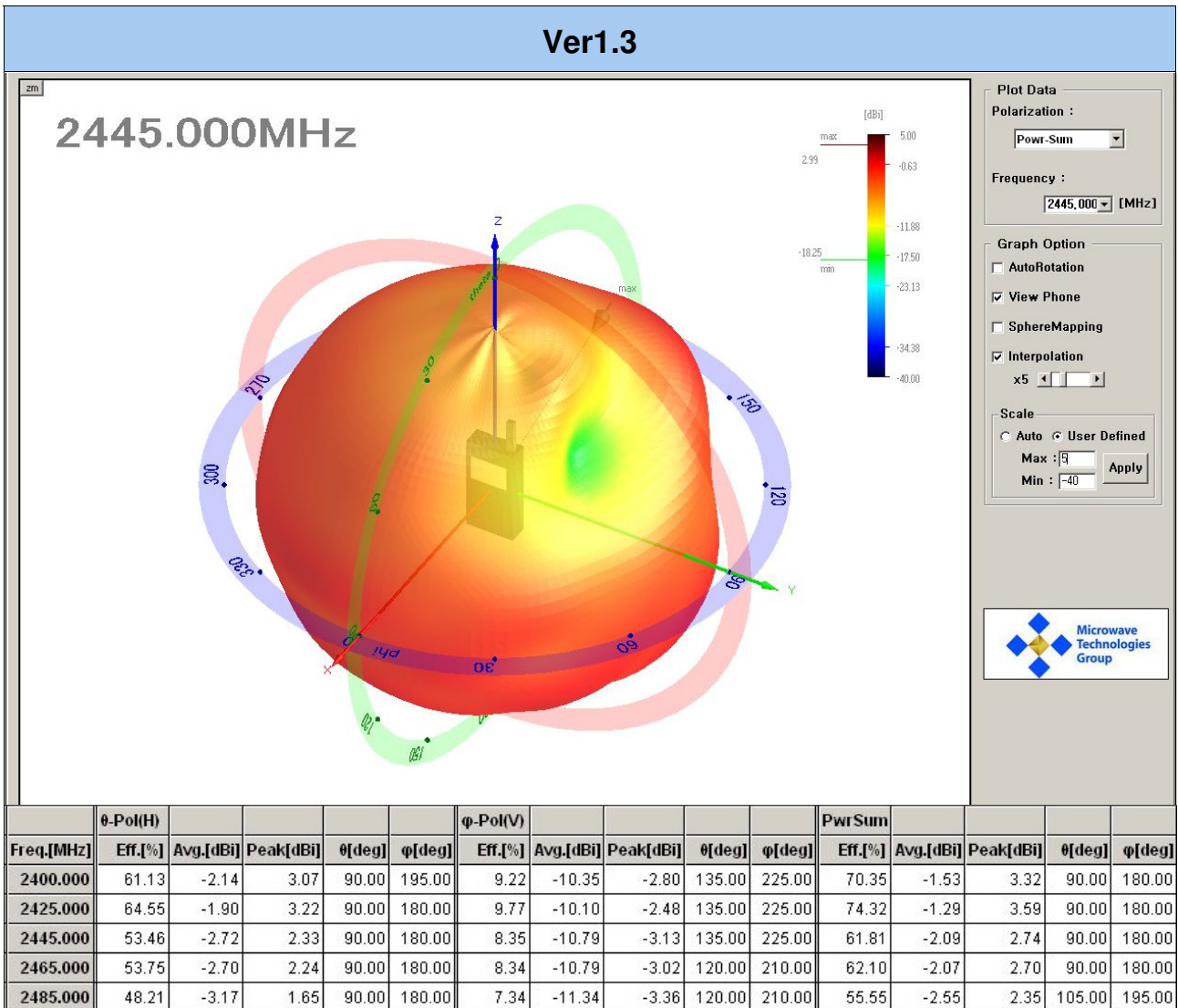


Test Result for WiFi Dongle (Ver 1.3)

	Peak[dBi]	Average[dBi]	Efficiency(%)
2400MHz	3.32	-1.53	70.35
2425MHz	3.59	-1.29	74.32
2445MHz	2.74	-2.09	61.81
2465MHz	2.70	-2.07	62.10
2485MHz	2.35	-2.55	55.55



3D Radiation Pattern

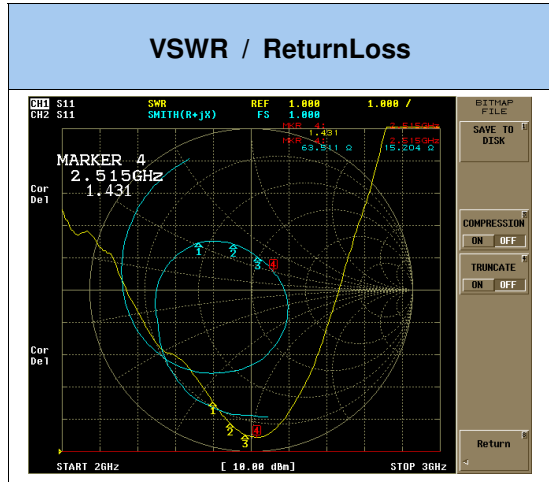


Dielectric Chip Antenna



Test Result for WiFi Dongle (Ver 1.4)

	Peak[dBi]	Average[dBi]	Efficiency(%)
2400MHz	2.50	-2.25	59.58
2425MHz	2.99	-1.75	66.77
2445MHz	2.46	-2.12	61.40
2465MHz	2.40	-2.21	60.07
2485MHz	2.31	-2.41	57.36



3D Radiation Pattern

