



CTK Co., Ltd.
The Prime Leader of Global Engineers Certification

CTK Co., Ltd.

(Ho-dong), 113, Yejik-ro, Cheoin-gu, Yongin-si, Gyeonggi-do, Korea
Tel: +82-31-339-9970 Fax: +82-31-624-9501
www.e-ctk.com

TEST REPORT

FCC Standards : FCC 47 CFR part 15 subpart C Innovation, Science and Economic Development Canada Standards :RSS-247 Issue 2 & RSS-GEN Issue 4

Test Report No. : CTK-2017-00684

Date of Issue : 2017-04-17

FCC ID : ZKJ-BCEA001

Certification Number : 10229A-BCEA001
ISED

Model/Type No. : BCEA001

Kind of Product : NewFI Mobile

Applicant : Haier US Appliance Solutions, Inc.

Applicant Address : Appliance Park, AP2-226, Louisville, KY 40225, United States

Manufacturer : Haier US Appliance Solutions, Inc.

Manufacturer Address : Appliance Park, AP2-226, Louisville, KY 40225, United States

Contact Person : Park, Hansung / Research Engineer

Telephone : +81-31-8094-6732

Received Date : 2017-03-23

Test period : Start : 2017-04-14 End : 2017-04-17

Test Results : In Compliance Not in Compliance

The test results presented in this report relate only to the object tested.

Tested by

Reviewed by

Ji-Hye, Kim
Test Engineer
Date: 2017-04-17

Young-Joon, Park
Technical Manager
Date: 2017-04-17



CTK Co., Ltd.
The First Leader of Global Regulatory Compliance

CTK Co., Ltd.

(Ho-dong), 113, Yejik-ro, Cheoin-gu, Yongin-si, Gyeonggi-do, Korea
Tel: +82-31-339-9970 Fax: +82-31-624-9501
www.e-ctk.com

REPORT REVISION HISTORY

Date	Revision	Page No
2017-04-17	Issued (CTK-2017-00684)	All

This report shall not be reproduced except in full, without the written approval of CTK Co., Ltd. This document may be altered or revised by CTK Co., Ltd. personnel only, and shall be noted in the revision section of the document. Any alteration of this document not carried out by CTK Co., Ltd. will constitute fraud and shall nullify the document.



CTK Co., Ltd.
The First Leader of Global Regulatory Compliance

CTK Co., Ltd.

(Ho-dong), 113, Yejik-ro, Cheoin-gu, Yongin-si, Gyeonggi-do, Korea

Tel: +82-31-339-9970 Fax: +82-31-624-9501

www.e-ctk.com

TABLE OF CONTENTS

REPORT REVISION HISTORY	2
1.0 General Product Description	4
1.1 Tested Frequency	4
1.2 Tested Mode	4
1.3 EUT Operation Test Setup	5
1.4 EUT Exercise of Software	5
1.5 Device Modifications	5
1.6 Peripheral Devices	5
1.7 Configuration of System under Test	5
1.8 Calibration Details of Equipment Used for Measurement	6
1.9 Test Facility	6
1.10 Laboratory Accreditations and Listings	6
2.0 Summary of tests	7
2.1 Transmitter Requirements	8
2.1.1 Carrier Frequency Separation	8
2.1.2 Number of Hopping Frequencies	10
2.1.3 20 dB bandwidth	13
2.1.4 Time of Occupancy (Dwell Time)	19
2.1.5 Maximum peak Conducted Output Power	25
2.1.6 Band-edge	30
2.1.7 Field Strength of Emissions	41
2.1.8 AC Conducted Emissions	51
APPENDIX A – Test Equipment Used For Tests	54



1.0 General Product Description

Basic Model/Type No.	BCEA001
Serial number	Prototype
EUT condition	Pre-production, not damaged
Antenna type	Chip antenna Gain 2.07 dBi
Frequency Range	2402 MHz - 2480 MHz
RF power	8.412 dBm Peak Conducted (GFSK) 7.137 dBm Peak Conducted (8-DPSK)
Number of channels	79
Channel Spacing	1 MHz
Channel Access Protocol	Frequency Hopping
Type of Modulation	GFSK(1 Mbps), DQPSK(2 Mbps), 8-DPSK(3 Mbps)
Power Source	DC 12 V
Hardware Rev	PP1 Revision 1
Software Rev	V0.1.0.18
Firmware Rev	NA

1.1 Tested Frequency

	LOW	MID	HIGH
Frequency (MHz)	2402	2441	2480

1.2 Tested Mode

- Pre-Scan has been conducted to determine the worst-case mode from all possible combinations between available modulations, data rates and antenna ports.
- Following channel(s) was (were) selected for the final test as listed below.

Tested Ch	Modulation Technology	Modulation Type	Packet Type
Low, Mid, High	FHSS	GFSK	DH 5
Low, Mid, High	FHSS	8-DPSK	3DH 5

1.3 EUT Operation Test Setup

For Bluetooth function, the engineering test program was provided and enabled to make EUT continuous transmit/receive.

1.4 EUT Exercise of Software

The EUT was operated in the engineering mode to fix the Tx frequency that was for the purpose of the measurements. The software is using the android system to internal memory.

1.5 Device Modifications

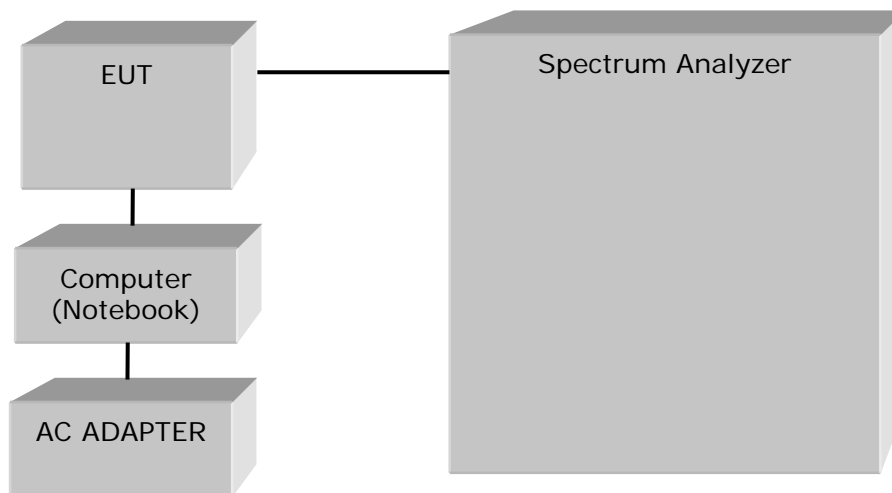
The following modifications was applied by the applicant:

Not applicable

1.6 Peripheral Devices

Device	Manufacturer	Model No.	Serial No.
Note Computer	HP	ProBook 650 G1	5CG5114KD2
AC ADAPTER	HP	PPP012D-S	-

1.7 Configuration of System under Test





CTK Co., Ltd.
The First Leader of Global Regulatory Compliance

CTK Co., Ltd.

(Ho-dong), 113, Yejik-ro, Cheoin-gu, Yongin-si, Gyeonggi-do, Korea
Tel: +82-31-339-9970 Fax: +82-31-624-9501
www.e-ctk.com





1.8 Calibration Details of Equipment Used for Measurement

Test equipment and test accessories are calibrated on regular basis. The maximum time between calibrations is one year or what is recommended by the manufacturer, whichever is less. All test equipment calibrations are traceable to the Korea Research Institute of Standards and Science (KRISS), therefore, all test data recorded in this report is traceable to KRISS.

1.9 Test Facility

The measurement facility is located at (Ho-dong), 113, Yejik-ro, Cheoin-gu, Yongin-si, Gyeonggi-do, Korea. The sites are constructed in conformance with the requirements of ANSI C63.7, ANSI C63.4 and CISPR Publication 22.

1.10 Laboratory Accreditations and Listings

Country	Agency	Scope of Accreditation	Registration Number	Logo
USA	FCC	FCC Part 15 & 18 EMI (Electromagnetic Interference / Emission)	805871	
CANADA	ISED	ISED EMI (3/10m test site)	8737A-2	
JAPAN	VCCI	VCCI V-3 EMI (Electromagnetic Interference / Emission)	C-986 T-1843 R-3627 G-387	
KOREA	MSIP	EMI (Electromagnetic Interference / Emission) EMS (Electromagnetic Susceptibility / Immunity)	KR0025	



CTK Co., Ltd.
The First Leader of Global Regulatory Compliance

CTK Co., Ltd.

(Ho-dong), 113, Yejik-ro, Cheoin-gu, Yongin-si, Gyeonggi-do, Korea
Tel: +82-31-339-9970 Fax: +82-31-624-9501
www.e-ctk.com

2.0 Summary of tests

FCC Part Section(s)	ISED Part Section(s)	Parameter	Test Condition	Status (note 1)
15.247(a)	RSS-247 Issue 2 5.1b)	Carrier Frequency Separation	Conducted	C
15.247(a)	RSS-247 Issue 2 5.1d)	Number of Hopping Frequencies		C
15.247(a)	RSS-247 Issue 2 5.1	20 dB Bandwidth		C
15.247	RSS-247 Issue 2 5.1d)	Dwell Time		C
15.247(b)	RSS-247 Issue 2 5.4 b)	Transmitter Output Power		C
15.247(d)	RSS-247 Issue 2 5.5	Conducted Spurious emission		C
15.247(d)	RSS-247 Issue 2 5.5	Band Edge		C
15.209	RSS-247 Issue 2 5.5	Field Strength of Harmonics	Radiated	C
15.207	RSS-GEN Issue 4 8.8	AC Conducted Emissions	Line Conducted	C

Note 1: C=Complies NC=Not Complies NT=Not Tested NA=Not Applicable

Note 2: The data in this test report are traceable to the national or international standards.

The sample was tested according to the following specification:

- FCC Part 15.247, ISED RSS-247 Issue 2

The tests were performed according to the method of measurements prescribed in DA 00-705 and ANSI C63.10 -2013.

2.1 Requirements

2.1.1 Carrier Frequency Separation

Test Procedures(ANSI C63.10-2013 7.8.2)

The carrier frequency separation was measured with a spectrum analyzer connected to the antenna terminal, while EUT has its hopping function enabled. After the trace being stable, the reading value between the peaks of the adjacent channels using the marker-delta function was recorded as the measurement results.

Test Settings :

- a) Span = 5 MHz (wide enough to capture the peaks of two adjacent channels)
- b) RBW = 30 kHz (Start with the RBW set to approximately 30% of the channel spacing; adjust as necessary to best identify the center of each individual channel)
- c) VBW = 30 kHz (\geq RBW)
- d) Sweep = auto
- e) Detector function = peak
- f) Trace = max hold

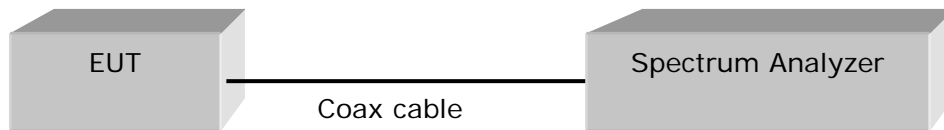


Figure 1 : Measurement setup for the carrier frequency separation

Minimum Standard :

Carrier Frequency Separation > 25kHz

Test Data :

Test mode : GFSK, CFG PKT Packet Type : 15 Packet Size : 339(DH5)

Channel	Adjacent Hopping Channel Separation (kHz)	Two-third of 20dB bandwidth (kHz)	Minimum Bandwidth (kHz)	Result
2441MHz	1000	644.8	25	Complies

Test mode : 8-DPSK, CFG PKT Packet Type : 31 Packet Size : 1021(3DH5)

Channel	Adjacent Hopping Channel Separation (kHz)	Two-third of 20dB bandwidth (kHz)	Minimum Bandwidth (kHz)	Result
2441MHz	1000	926	25	Complies

See next pages for actual measured spectrum plots.



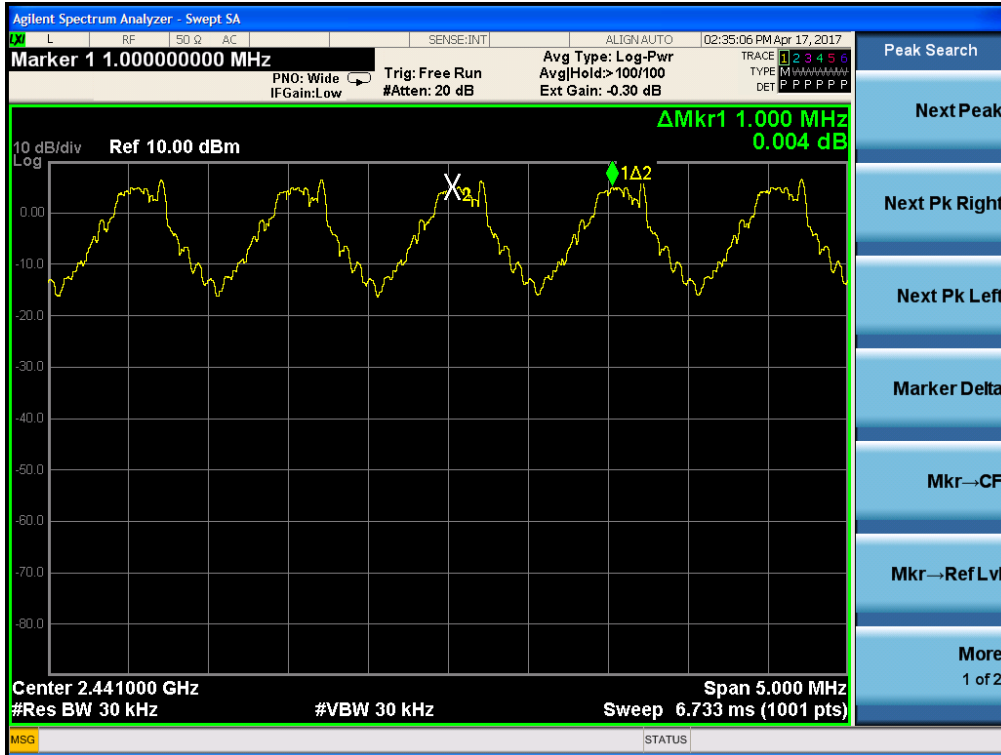
CTK Co., Ltd.
The First Leader of Global Regulatory Compliance

CTK Co., Ltd.

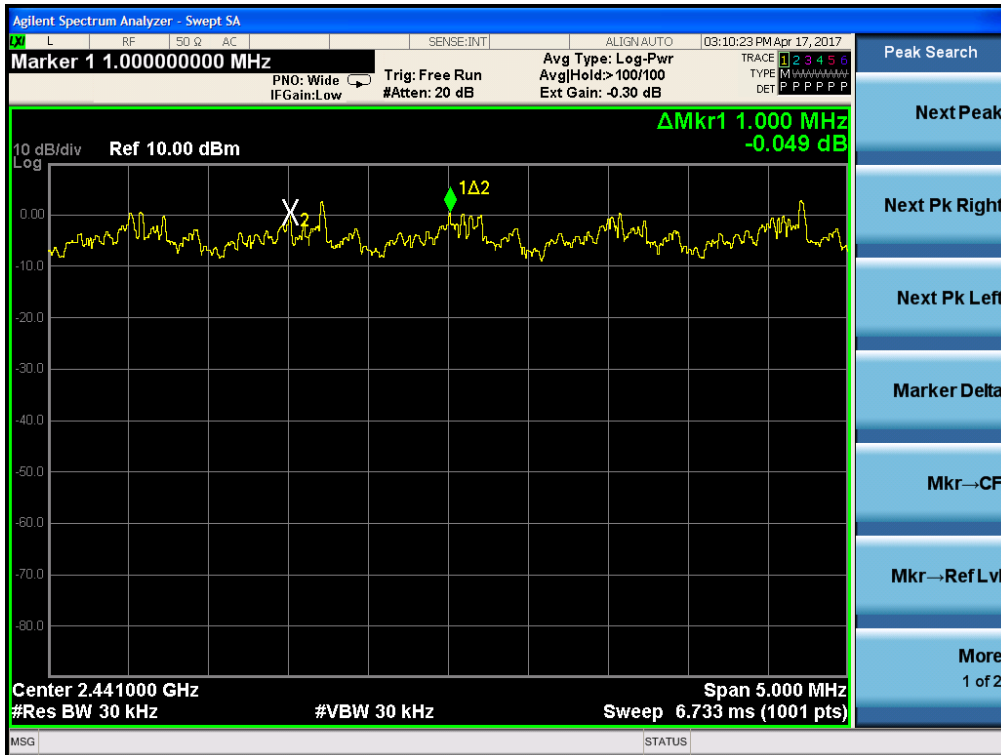
(Ho-dong), 113, Yejik-ro, Cheoin-gu, Yongin-si, Gyeonggi-do, Korea
Tel: +82-31-339-9970 Fax: +82-31-624-9501
www.e-ctk.com

Carrier Frequency Separation

GFSK



8-DPSK



2.1.2 Number of Hopping Frequencies

Test Procedures(ANSI C63.10-2013 7.8.3)

The number of hopping frequencies was measured with a spectrum analyzer connected to the antenna terminal, while EUT had its hopping function enabled.

Test Settings:

- a) Frequency range 1: Start = 2389.5 MHz, Stop = 2439.5 MHz
 2: Start = 2439.5 MHz, Stop = 2489.5 MHz

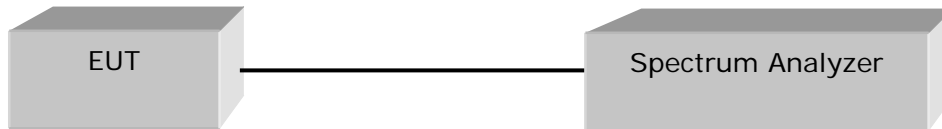
- b) RBW = 300 kHz (To identify clearly the individual channels, set the RBW to less than 30% of the channel spacing or the 20 dB bandwidth, whichever is smaller)

- c) VBW = 300 kHz (\geq RBW)

- e) Detector function = peak

- d) Sweep = auto

- f) Trace = max hold



Minimum Standard :

Number of Hopping Frequencies > 15

Test Data :

Test mode : GFSK, CFG PKT Packet Type : 15 Packet Size : 339(DH5)

Total number of Hopping Channels	Result
79	Complies

Test mode : 8-DPSK, CFG PKT Packet Type : 31 Packet Size : 1021(3DH5)

Total number of Hopping Channels	Result
79	Complies

See next pages for actual measured spectrum plots.



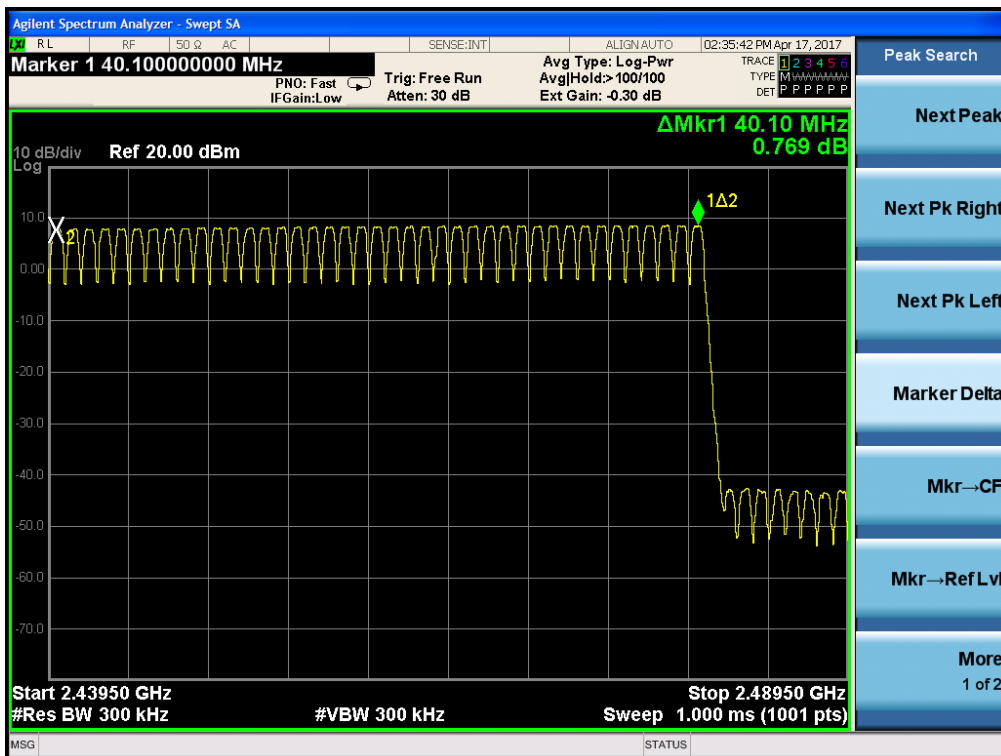
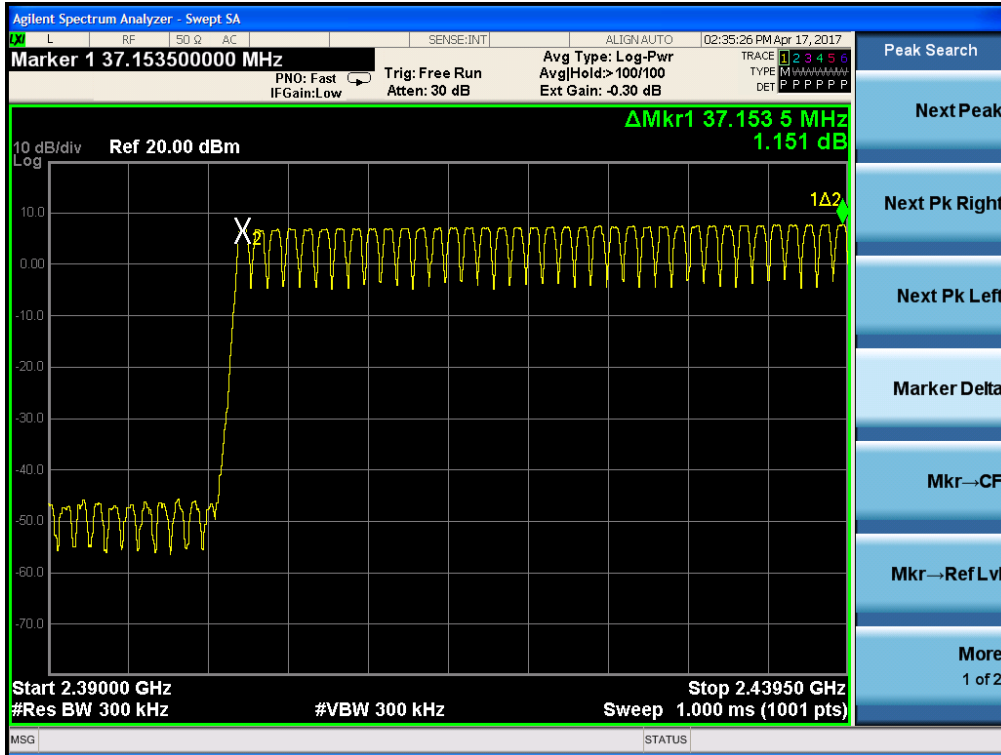
CTK Co., Ltd.
The Power Leader of Global Regulatory Compliance

CTK Co., Ltd.

(Ho-dong), 113, Yejik-ro, Cheoin-gu, Yongin-si, Gyeonggi-do, Korea
Tel: +82-31-339-9970 Fax: +82-31-624-9501
www.e-ctk.com

Number of Hopping Frequencies

GFSK



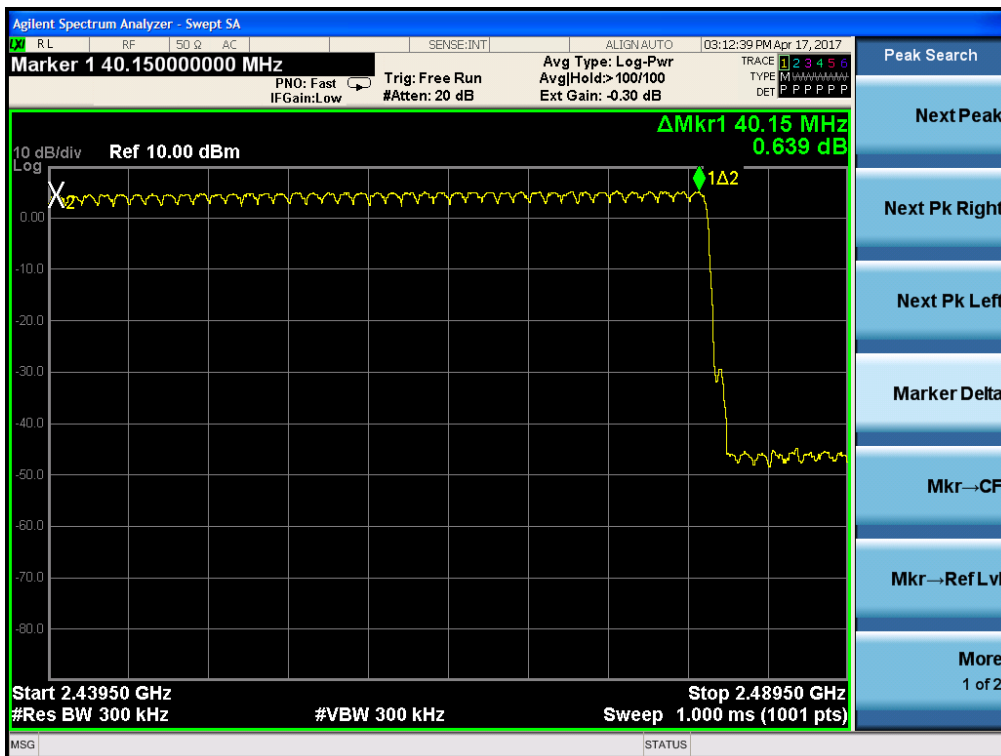
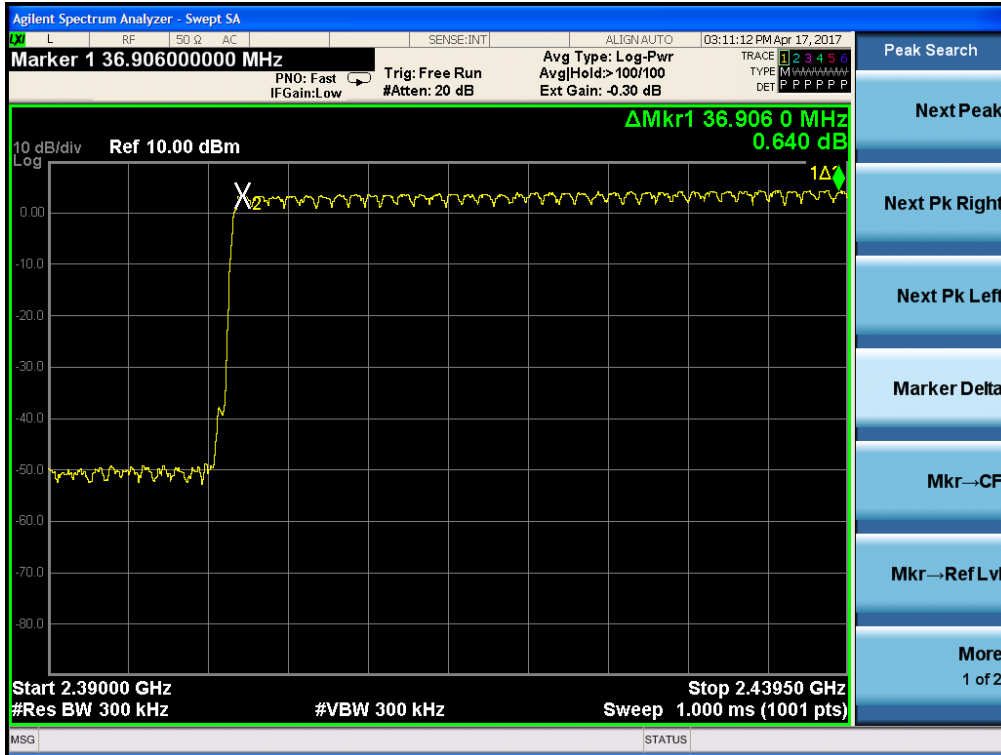


CTK Co., Ltd.
The Power Leader of Global Regulatory Compliance

CTK Co., Ltd.

(Ho-dong), 113, Yejik-ro, Cheoin-gu, Yongin-si, Gyeonggi-do, Korea
Tel: +82-31-339-9970 Fax: +82-31-624-9501
www.e-ctk.com

8-DPSK



2.1.3 20 dB bandwidth

Test Procedures(ANSI C63.10-2013 6.9.2)

Measure the maximum width of the emission that is constrained by the frequencies associated with the two outermost amplitude points (upper and lower frequencies) that are attenuated by 20 dB relative to the maximum level measured in the fundamental emission.

Test Procedures(ANSI C63.10-2013 6.9.3)


The occupied bandwidth is the frequency bandwidth such that, below its lower and above its upper frequency limits, the mean powers are each equal to 0.5% of the total mean power of the given emission.

Use the 99% power bandwidth function of the instrument and report the measured bandwidth.

Test Settings :

Center frequency = the highest, middle and the lowest channels

- a) Span = 3 MHz (between 2 times and 5 times the OBW)
- b) RBW = 30 kHz (1% to 5% of the OBW)
- c) VBW = 100 kHz (approximately 3 times RBW)
- d) Sweep = auto
- e) Detector function = peak
- f) Trace = max hold



Limit :

N/A



Test Data (20 dB bandwidth)

Test mode : GFSK, CFG PKT Packet Type : 15 Packet Size : 339(DH5)

Frequency (MHz)	Channel Number.	Measured Bandwidth (MHz)	Result
2402	0	0.967	Complies
2441	39	0.970	Complies
2480	78	0.971	Complies

Test mode : 8-DPSK, CFG PKT Packet Type : 31 Packet Size : 1021(3DH5)

Frequency (MHz)	Channel Number.	Measured Bandwidth (MHz)	Result
2402	0	1.384	Complies
2441	39	1.389	Complies
2480	78	1.382	Complies

Test Data (Occupied Bandwidth)

Test mode : GFSK, CFG PKT Packet Type : 15 Packet Size : 339(DH5)

Frequency (MHz)	Channel Number.	Measured Bandwidth (MHz)	Result
2402	0	0.907	Complies
2441	39	0.907	Complies
2480	78	0.909	Complies

Test mode : 8-DPSK, CFG PKT Packet Type : 31 Packet Size : 1021(3DH5)

Frequency (MHz)	Channel Number.	Measured Bandwidth (MHz)	Result
2402	0	1.235	Complies
2441	39	1.236	Complies
2480	78	1.238	Complies

See next pages for actual measured spectrum plots.



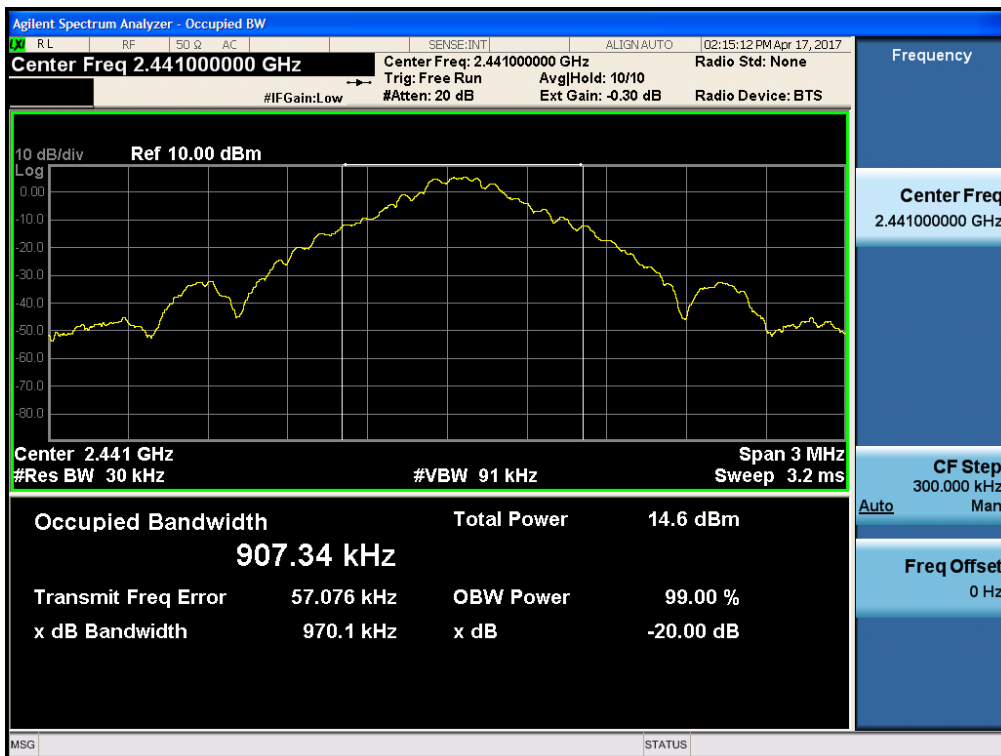
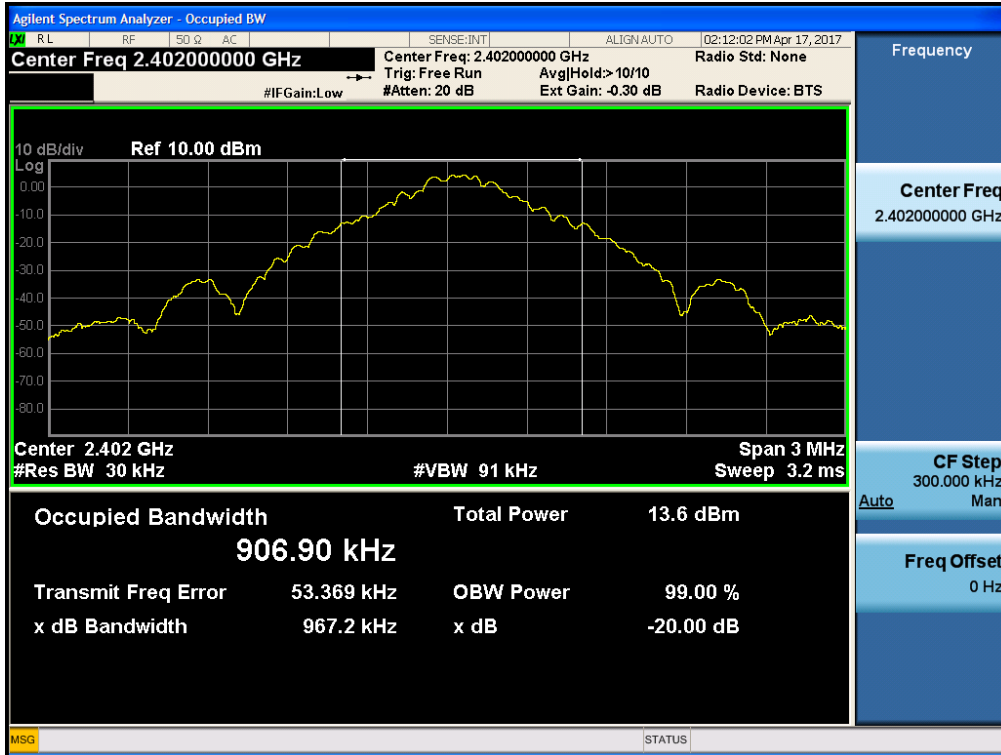
CTK Co., Ltd.
The Power Leader of Global Regulatory Compliance

CTK Co., Ltd.

(Ho-dong), 113, Yejik-ro, Cheoin-gu, Yongin-si, Gyeonggi-do, Korea
Tel: +82-31-339-9970 Fax: +82-31-624-9501
www.e-ctk.com

20 dB Bandwidth, Occupied Bandwidth

GFSK

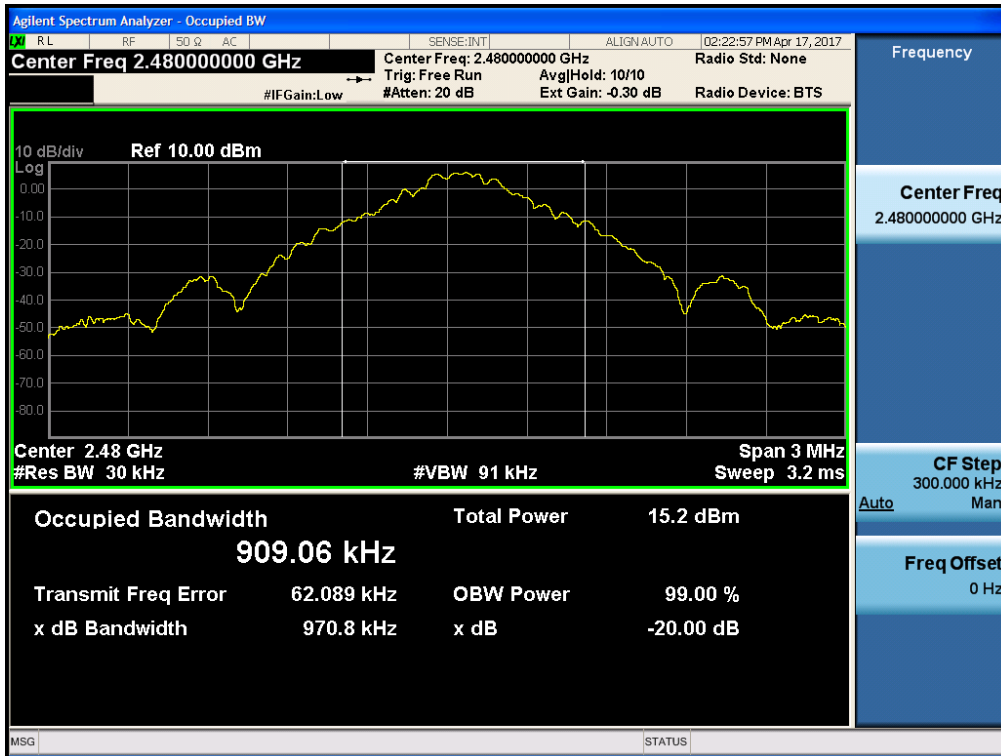




CTK Co., Ltd.
The First Leader of Global Regulatory Compliance

CTK Co., Ltd.

(Ho-dong), 113, Yejik-ro, Cheoin-gu, Yongin-si, Gyeonggi-do, Korea
Tel: +82-31-339-9970 Fax: +82-31-624-9501
www.e-ctk.com



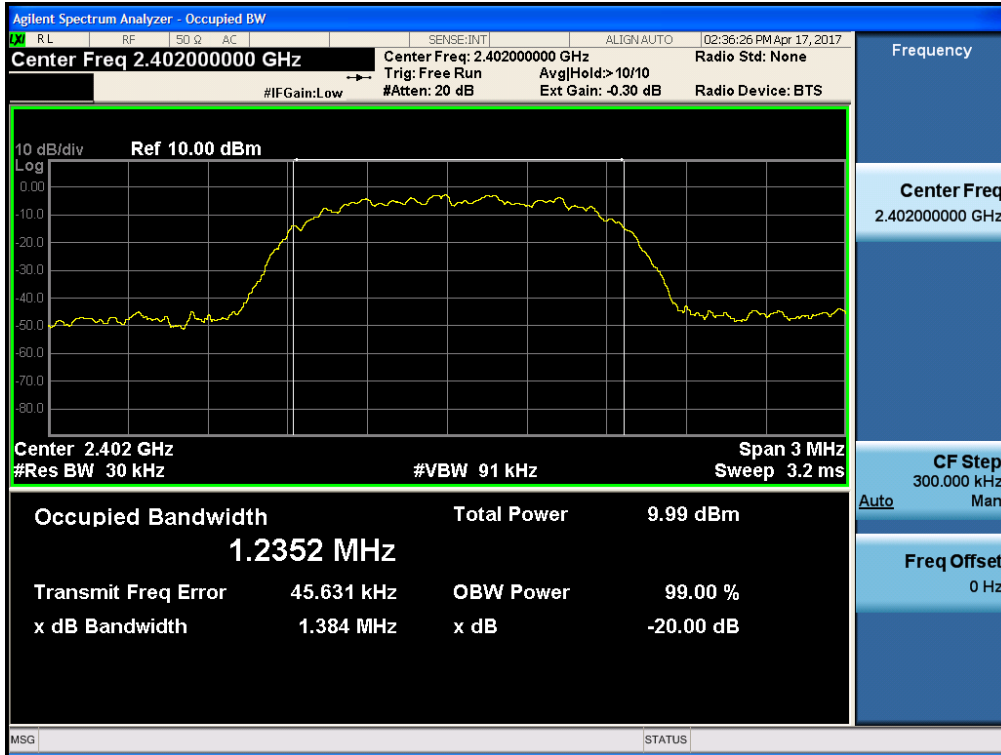


CTK Co., Ltd.
The Power Leader of Global Regulatory Compliance

CTK Co., Ltd.

(Ho-dong), 113, Yejik-ro, Cheoin-gu, Yongin-si, Gyeonggi-do, Korea
Tel: +82-31-339-9970 Fax: +82-31-624-9501
www.e-ctk.com

8-DPSK

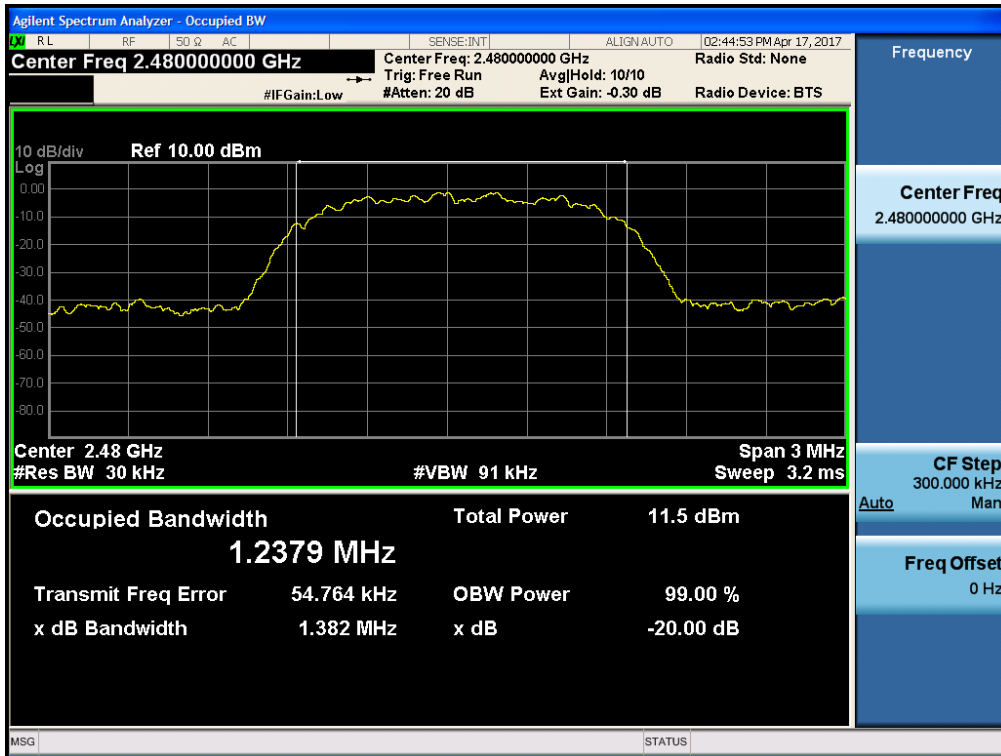




CTK Co., Ltd.
The First Leader of Global Regulatory Compliance

CTK Co., Ltd.

(Ho-dong), 113, Yejik-ro, Cheoin-gu, Yongin-si, Gyeonggi-do, Korea
Tel: +82-31-339-9970 Fax: +82-31-624-9501
www.e-ctk.com



2.1.4 Time of Occupancy (Dwell Time)

Test Procedures(ANSI C63.10-2013 7.8.4)


The dwell time was measured with a spectrum analyzer connected to the antenna terminal, while EUT has its hopping function enabled.

1. Check the calibration of the measuring instrument using either an internal calibrator or a known signal from an external generator.
2. Position the EUT as shown in test setup without connection to measurement instrument. Turn on the EUT and connect its antenna terminal to measurement instrument via a low loss cable. Then set it to any one measured frequency within its operating range and make sure the instrument is operated in its linear range.
3. Adjust the center frequency of spectrum analyzer on any frequency be measured and set spectrum analyzer to zero span mode. And then, set RBW and VBW of spectrum analyzer to proper value.
4. Measure the time duration of one transmission on the measured frequency. And then plot the result with time difference of this time duration.
5. Repeat above procedures until all frequencies measured were complete.
6. The BCEA001 has 3 type of payload, DH1, DH3, DH5. The hopping rate is 1600 per second.

Test Settings:

Center frequency = the highest, middle and the lowest channels

- | | |
|--|--|
| a) Span = zero | b) RBW = 1 MHz (\leq channel spacing) |
| c) VBW = 1 MHz (\geq RBW) | d) Trace = max hold |
| e) Detector = peak | |
| g) Sweep = as necessary to capture the entire dwell time per hopping channel | |



Limit :

Time of Occupancy < 0.4



Test Data

Time of occupancy on the TX channel in 31.6 sec = time domain slot length × hop rate ÷ number of hop per channel × 31.6

Test mode : GFSK

Channel Frequency (MHz)	Packet Type	Length of Transmission Time (ms)	Test Results	
			Time of occupancy on the TX channel in 31.6sec (ms)	Result
2441	DH 1	0.397	127.0	Complies
	DH 3	1.657	265.1	Complies
	DH 5	2.908	310.2	Complies

DH1 Dwell time = $0.397 \text{ ms} \times (1600 \div 2) \div 79 \times 31.6 = 127.0 \text{ ms}$

DH3 Dwell time = $1.657 \text{ ms} \times (1600 \div 4) \div 79 \times 31.6 = 265.1 \text{ ms}$

DH5 Dwell time = $2.908 \text{ ms} \times (1600 \div 6) \div 79 \times 31.6 = 310.2 \text{ ms}$

Test mode : 8-DPSK

Channel Frequency (MHz)	Packet Type	Length of Transmission Time (ms)	Test Results	
			Time of occupancy on the TX channel in 31.6sec (ms)	Result
2441	3DH 1	0.403	129.0	Complies
	3DH 3	1.653	264.5	Complies
	3DH 5	2.903	309.7	Complies

3DH1 Dwell time = $0.403 \text{ ms} \times (1600 \div 2) \div 79 \times 31.6 = 129.0 \text{ ms}$

3DH3 Dwell time = $1.653 \text{ ms} \times (1600 \div 4) \div 79 \times 31.6 = 264.5 \text{ ms}$

3DH5 Dwell time = $2.903 \text{ ms} \times (1600 \div 6) \div 79 \times 31.6 = 309.7 \text{ ms}$

See next pages for actual measured spectrum plots.



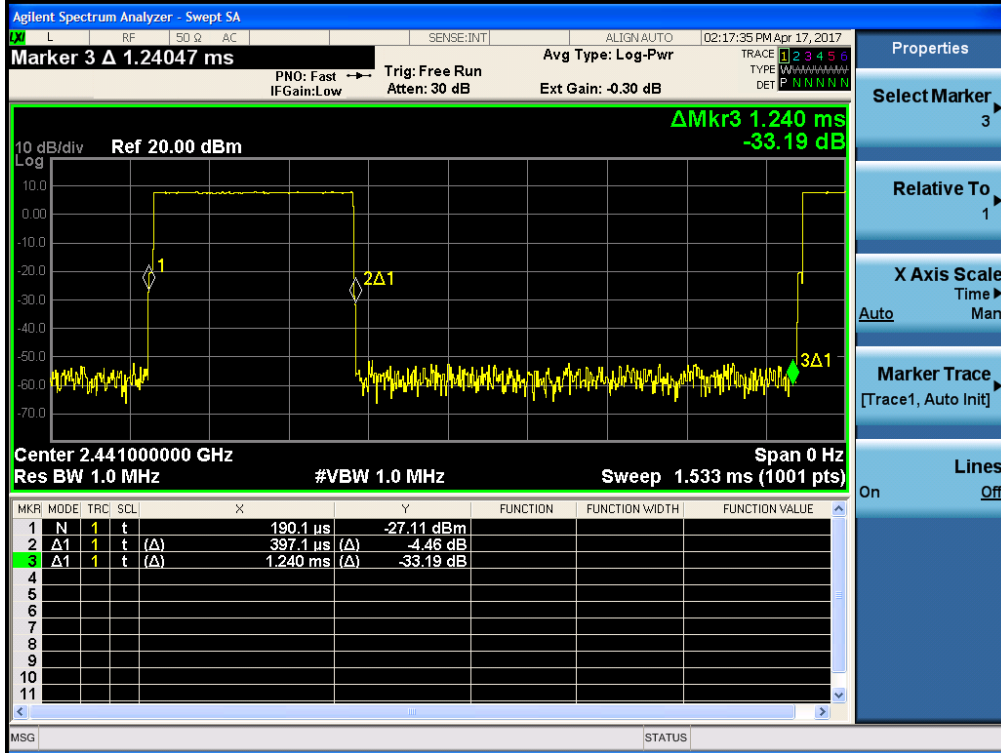
CTK Co., Ltd.
The Power Leader of Global Regulatory Compliance

CTK Co., Ltd.

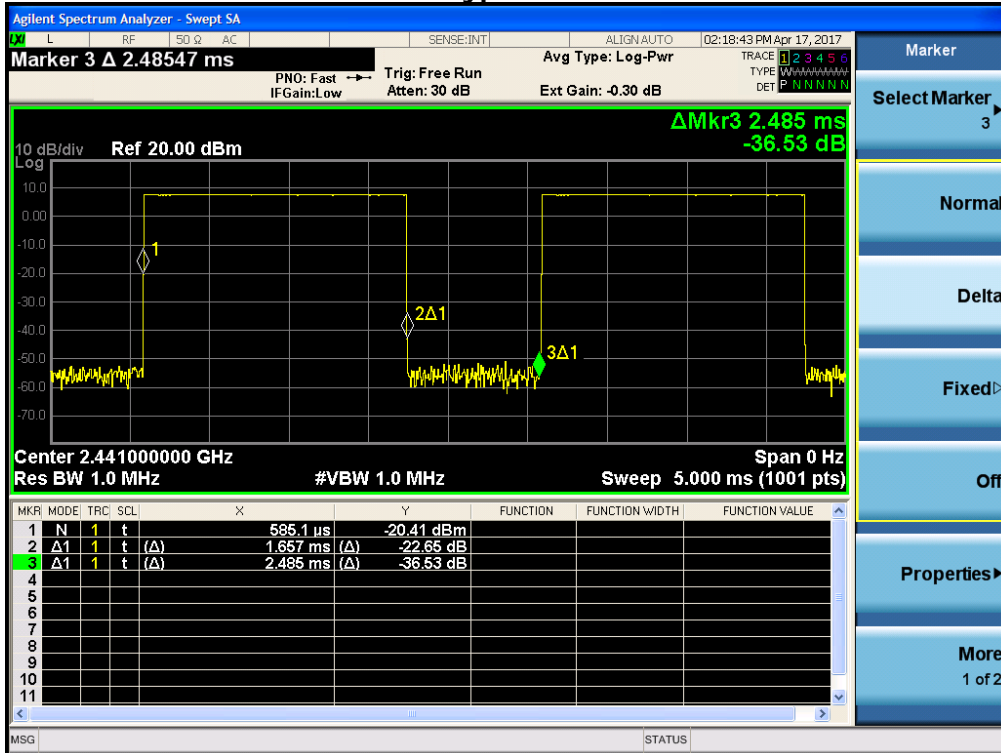
(Ho-dong), 113, Yejik-ro, Cheoin-gu, Yongin-si, Gyeonggi-do, Korea
Tel: +82-31-339-9970 Fax: +82-31-624-9501
www.e-ctk.com

Time of Occupancy

PACKET Type DH1 - GFSK



PACKET Type DH3 - GFSK



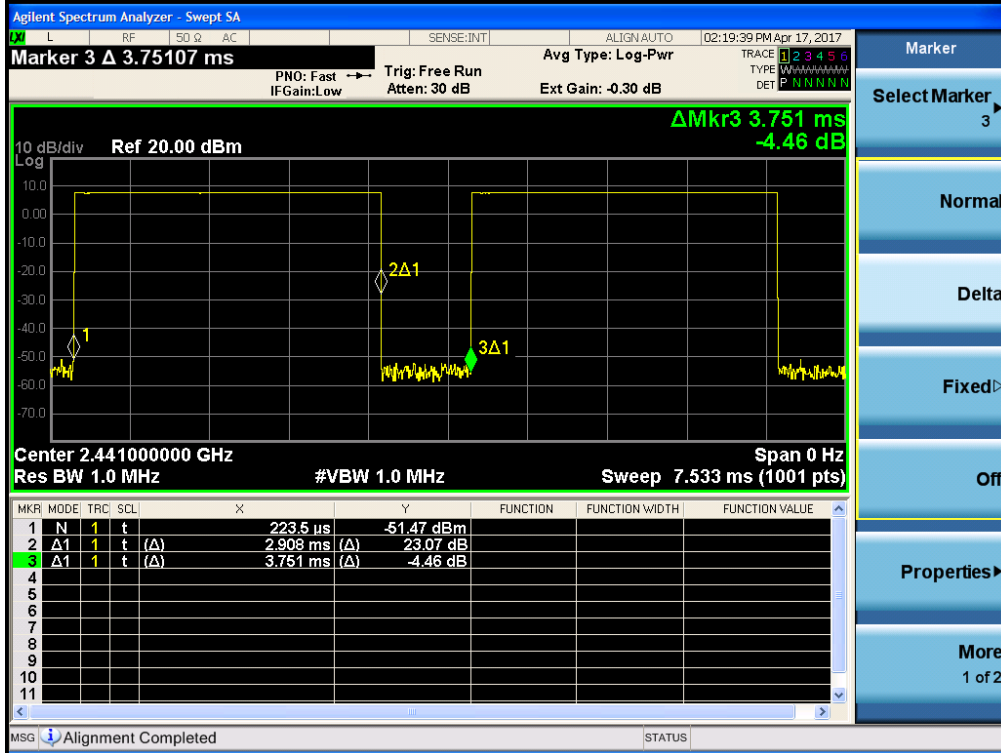


CTK Co., Ltd.
The First Leader of Global Regulatory Compliance

CTK Co., Ltd.

(Ho-dong), 113, Yejik-ro, Cheoin-gu, Yongin-si, Gyeonggi-do, Korea
Tel: +82-31-339-9970 Fax: +82-31-624-9501
www.e-ctk.com

PACKET Type DH5 - GFSK



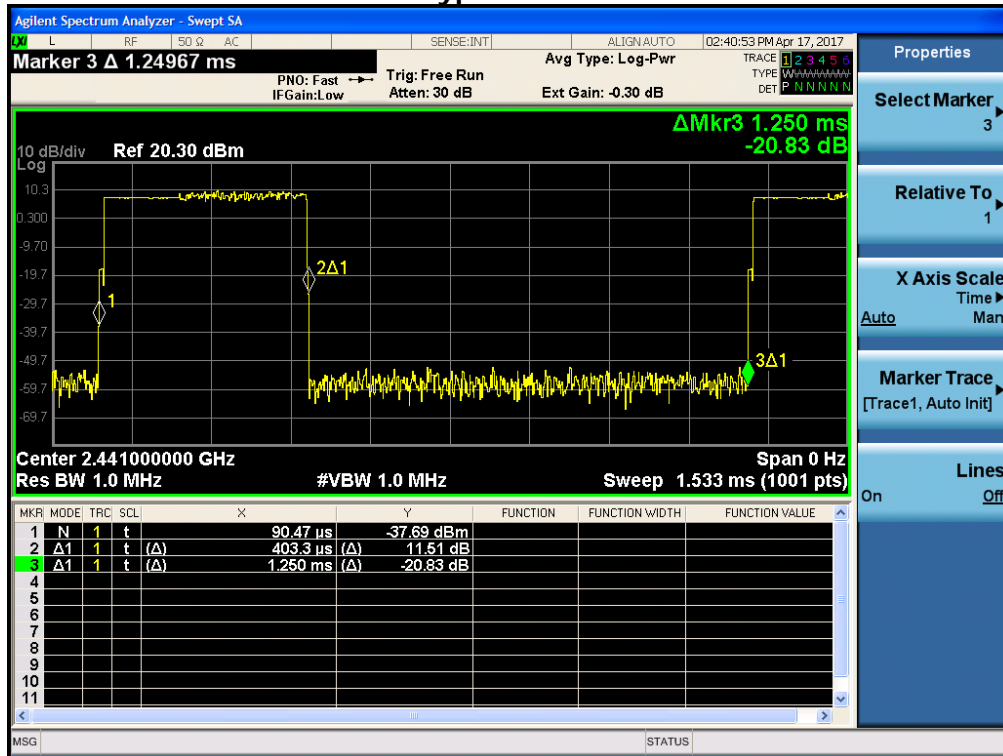


CTK Co., Ltd.
The Power Leader of Global Regulatory Compliance

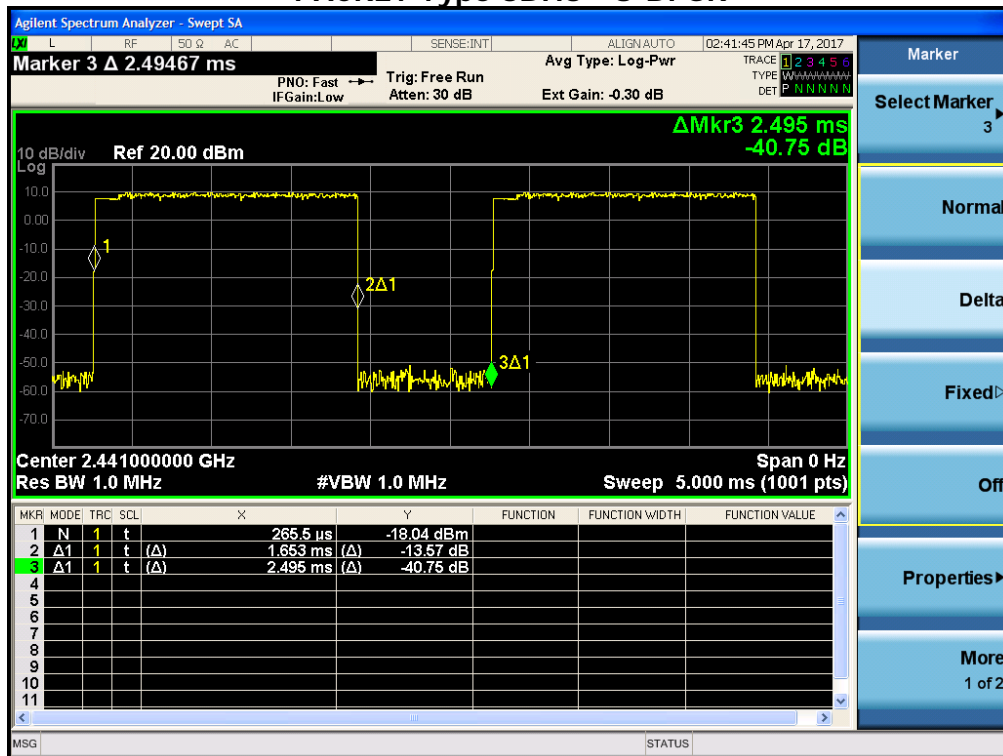
CTK Co., Ltd.

(Ho-dong), 113, Yejik-ro, Cheoin-gu, Yongin-si, Gyeonggi-do, Korea
Tel: +82-31-339-9970 Fax: +82-31-624-9501
www.e-ctk.com

PACKET Type 3DH1 - 8-DPSK



PACKET Type 3DH3 - 8-DPSK



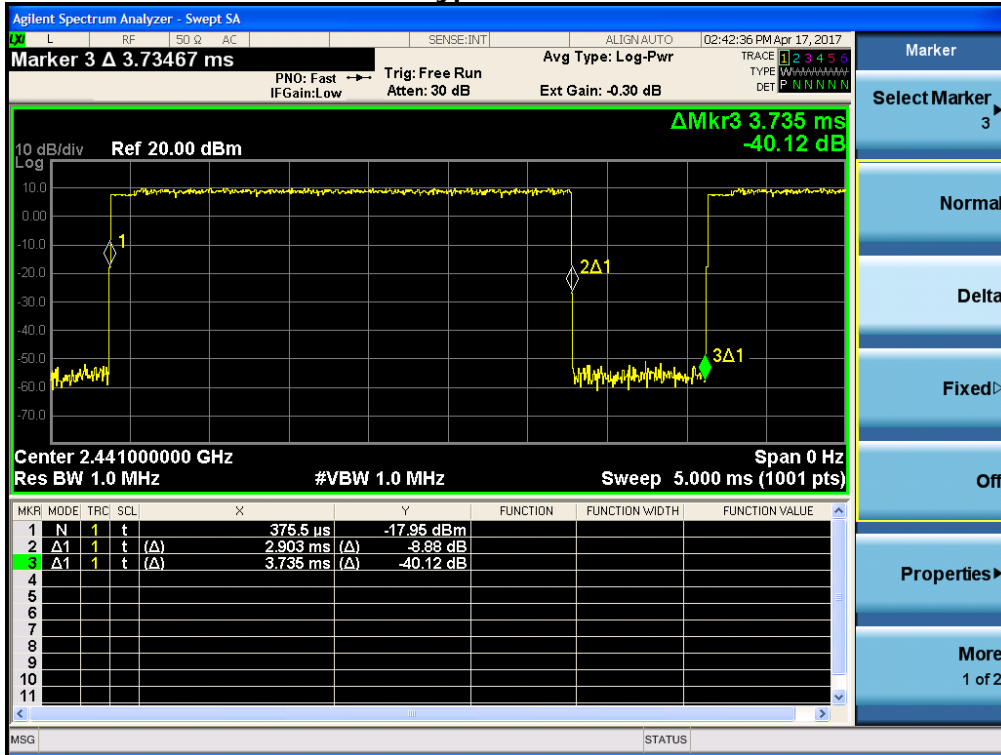


CTK Co., Ltd.
The First Leader of Global Regulatory Compliance

CTK Co., Ltd.

(Ho-dong), 113, Yejik-ro, Cheoin-gu, Yongin-si, Gyeonggi-do, Korea
Tel: +82-31-339-9970 Fax: +82-31-624-9501
www.e-ctk.com

PACKET Type 3DH5 - 8-DPSK



2.1.5 Maximum peak Conducted Output Power

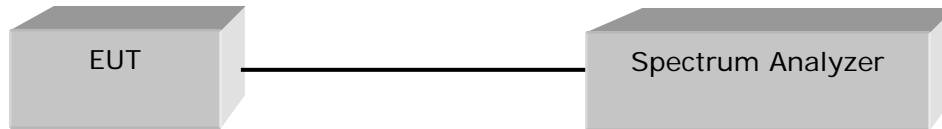
Test Procedures(ANSI C63.10-2013 7.8.5)

The maximum peak conducted output power was measured with a spectrum analyzer connected to the antenna terminal, while EUT has its hopping function disabled at the highest, middle and the lowest available channels.

Test Settings:

Center frequency = the highest, middle and the lowest channels

- a) Span = 5 MHz (approximately 5 times of the 20 dB bandwidth)
- b) RBW = 3 MHz (greater than the 20 dB bandwidth of the emission being measured)
- c) VBW = 3 MHz (\geq RBW)
- d) Detector = peak
- e) Trace = max hold
- f) Sweep = auto



Limit :

Maximum peak Conducted Output Power < 1 W

Test Data

Test mode : GFSK, CFG PKT Packet Type : 15 Packet Size : 339(DH5)

Frequency (MHz)	Channel No.	Peak output power(dBm)	Peak output power(mW)	Result
2402	0	6.772	4.76	Complies
2441	39	7.761	5.97	Complies
2480	78	8.412	6.94	Complies

Test mode : 8-DPSK, CFG PKT Packet Type : 31 Packet Size : 1021(3DH5)

Frequency (MHz)	Channel No.	Peak output power(dBm)	Peak output power(mW)	Result
2402	0	5.727	3.74	Complies
2441	39	6.662	4.64	Complies
2480	78	7.137	5.17	Complies

See next pages for actual measured spectrum plots.



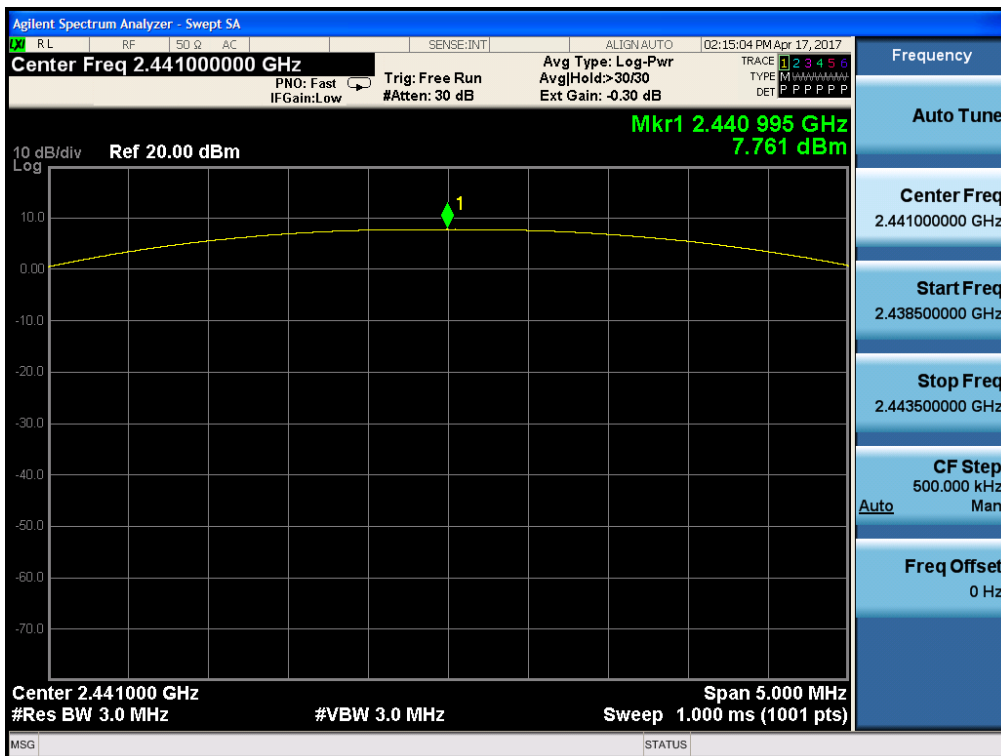
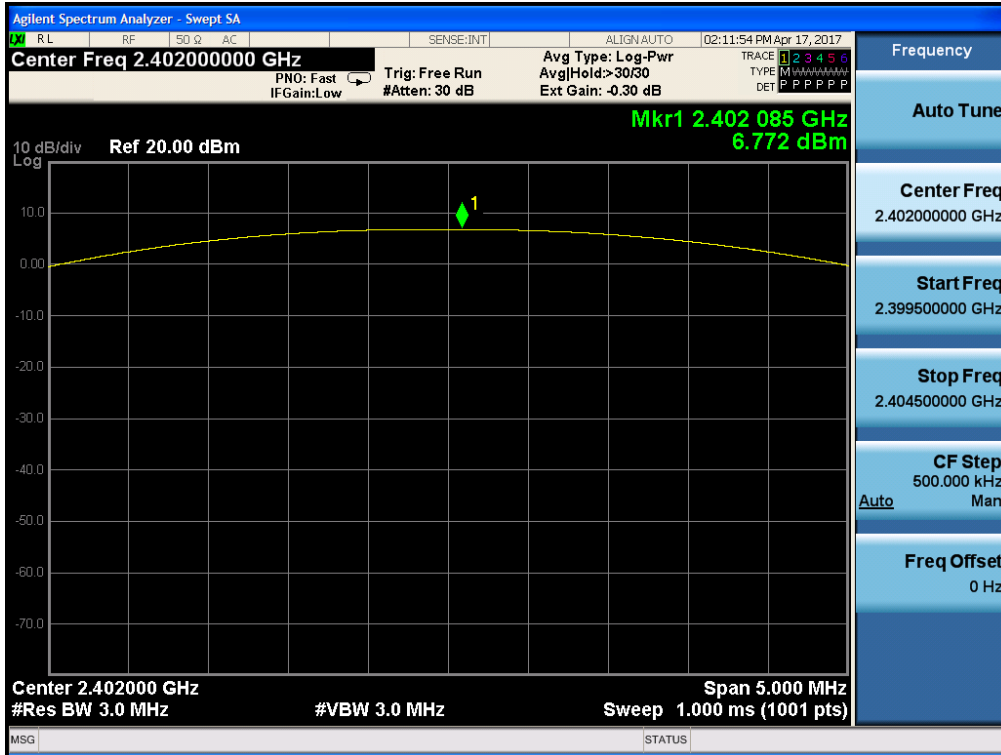
CTK Co., Ltd.
The Power Leader of Global Regulatory Compliance

CTK Co., Ltd.

(Ho-dong), 113, Yejik-ro, Cheoin-gu, Yongin-si, Gyeonggi-do, Korea
Tel: +82-31-339-9970 Fax: +82-31-624-9501
www.e-ctk.com

Maximum peak Conducted Output Power

GFSK





CTK Co., Ltd.
The First Leader of Global Regulatory Compliance

CTK Co., Ltd.

(Ho-dong), 113, Yejik-ro, Cheoin-gu, Yongin-si, Gyeonggi-do, Korea
Tel: +82-31-339-9970 Fax: +82-31-624-9501
www.e-ctk.com



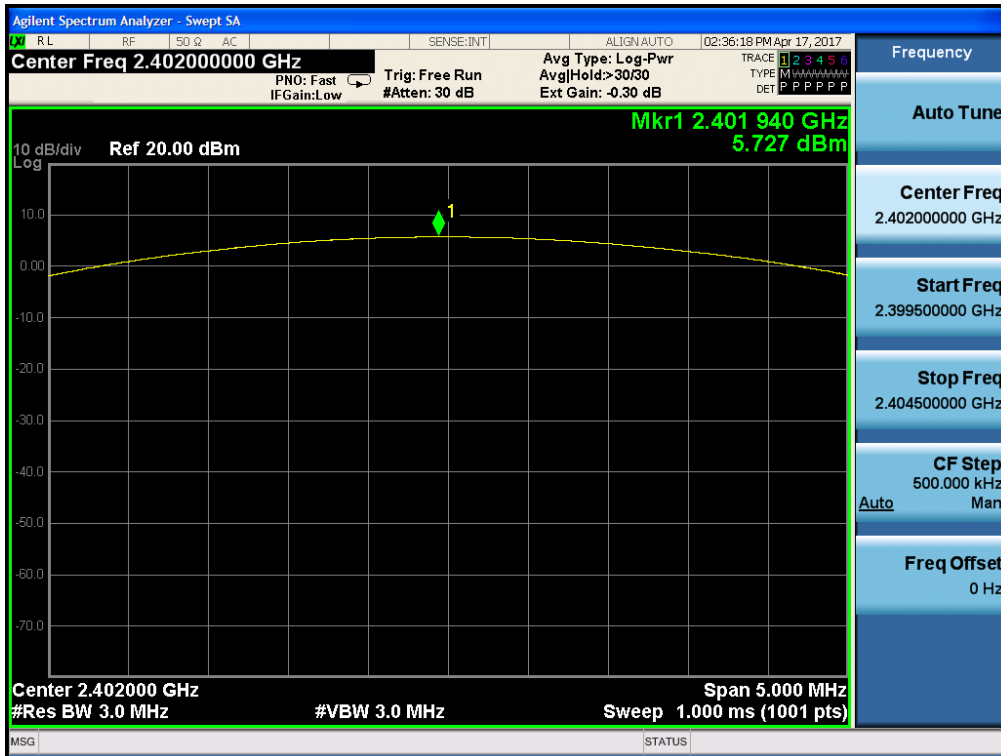


CTK Co., Ltd.
The First Leader of Global Regulatory Compliance

CTK Co., Ltd.

(Ho-dong), 113, Yejik-ro, Cheoin-gu, Yongin-si, Gyeonggi-do, Korea
Tel: +82-31-339-9970 Fax: +82-31-624-9501
www.e-ctk.com

8-DPSK

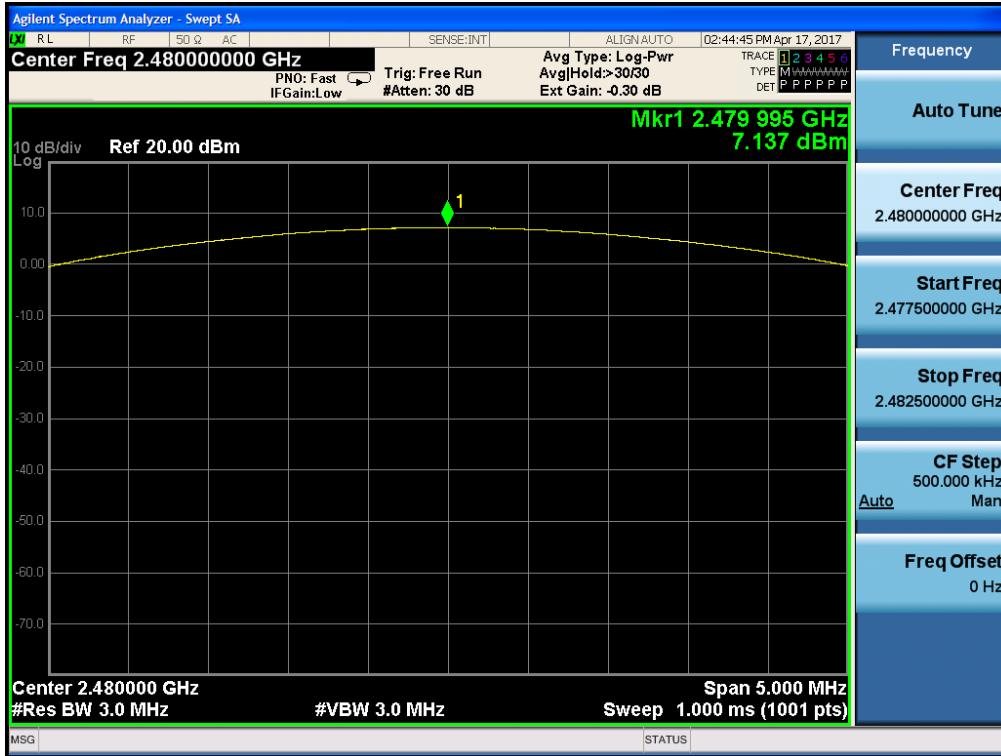




CTK Co., Ltd.
The First Leader of Global Regulatory Compliance

CTK Co., Ltd.

(Ho-dong), 113, Yejik-ro, Cheoin-gu, Yongin-si, Gyeonggi-do, Korea
Tel: +82-31-339-9970 Fax: +82-31-624-9501
www.e-ctk.com



2.1.6 Band-edge

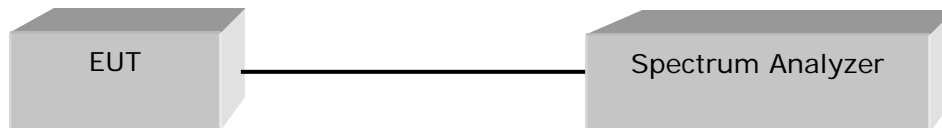
Test Procedures(ANSI C63.10-2013 7.8.6 / ANSI C63.10-2013 7.8.8)

The bandwidth at 20 dB down from the highest inband spectral density was measured with a spectrum analyzer connected to the antenna terminal, while EUT has its hopping function disabled at the highest, middle and the lowest available channels.

Test Settings:

Center frequency = the highest, middle and the lowest channels

- | | |
|---------------------|--------------------------------|
| a) RBW = 100 kHz | b) VBW = 300 kHz (\geq RBW) |
| c) Span = 10 MHz | d) Detector = peak |
| e) Trace = max hold | f) Sweep = auto |



Limit :

Band-edge > 20 dBc

Test Results

All conducted emission in any 100 kHz bandwidth outside of the spectrum band was at least 20 dB lower than the highest level of the inband spectral density. Therefore the applying equipment meets the requirement.

See next pages for actual measured spectrum plots.

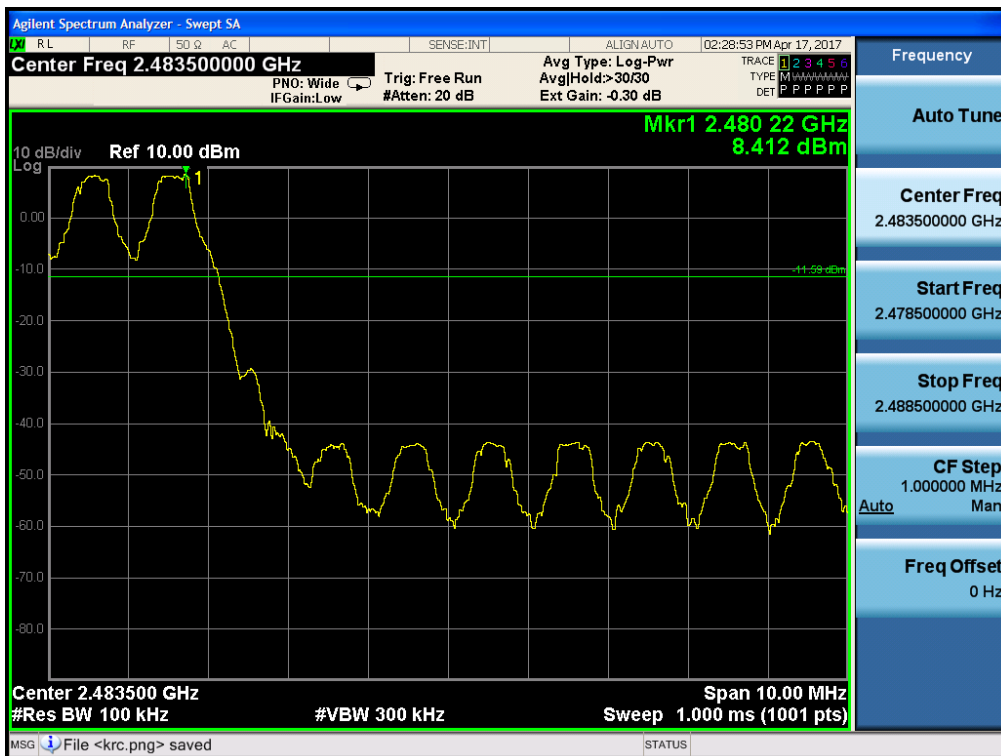
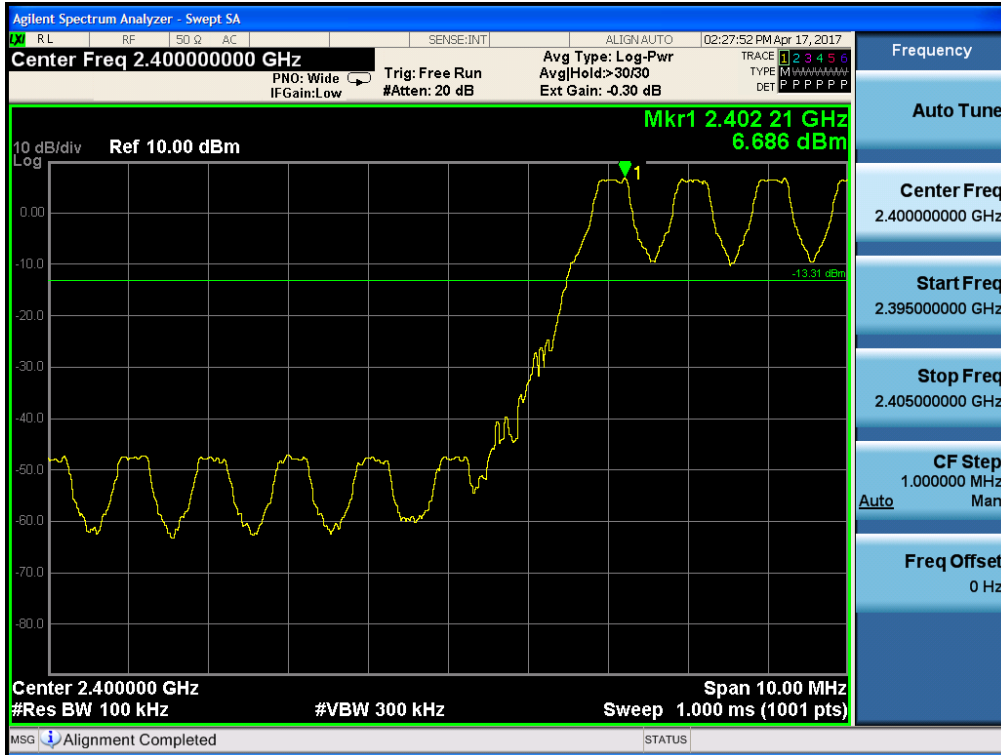


CTK Co., Ltd.
The Power Leader of Global Regulatory Compliance

CTK Co., Ltd.

(Ho-dong), 113, Yejik-ro, Cheoin-gu, Yongin-si, Gyeonggi-do, Korea
Tel: +82-31-339-9970 Fax: +82-31-624-9501
www.e-ctk.com

Band – edge (with Hopping) - GFSK



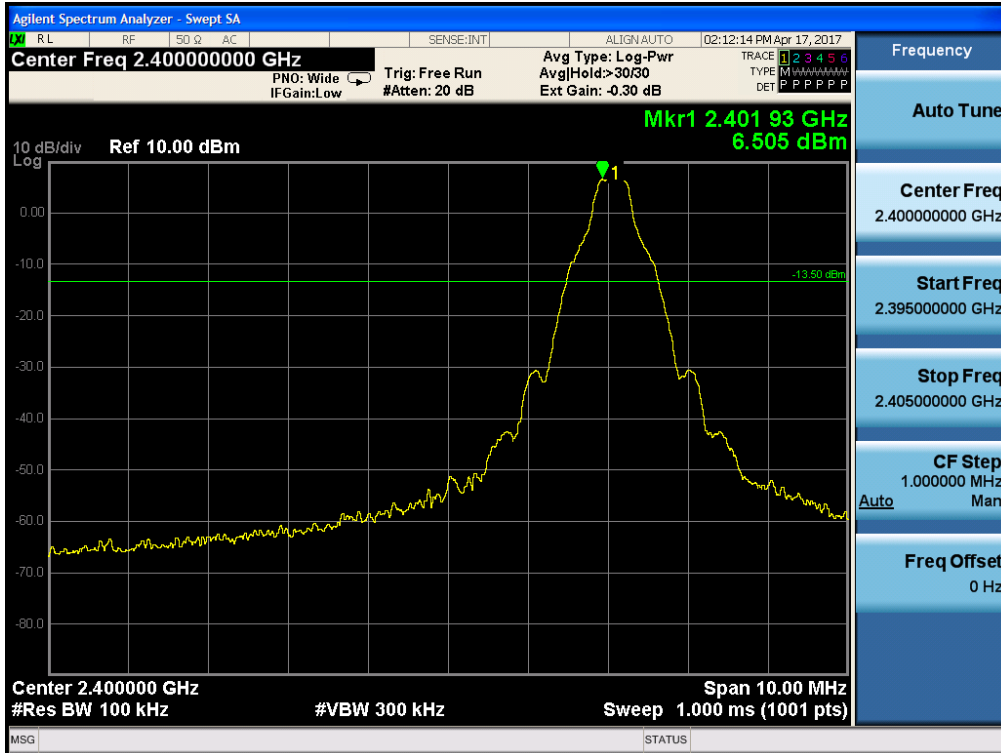


CTK Co., Ltd.
The Power Leader of Global Regulatory Compliance

CTK Co., Ltd.

(Ho-dong), 113, Yejik-ro, Cheoin-gu, Yongin-si, Gyeonggi-do, Korea
Tel: +82-31-339-9970 Fax: +82-31-624-9501
www.e-ctk.com

Band – edge (without Hopping) - GFSK



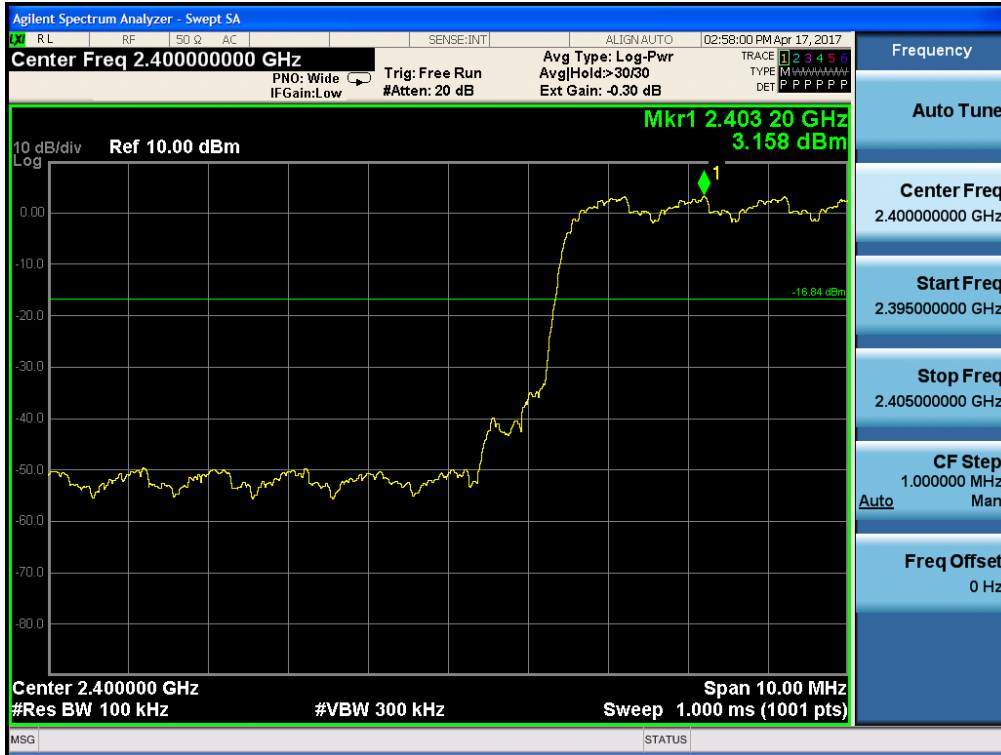


CTK Co., Ltd.
The Power Leader of Global Regulatory Compliance

CTK Co., Ltd.

(Ho-dong), 113, Yejik-ro, Cheoin-gu, Yongin-si, Gyeonggi-do, Korea
Tel: +82-31-339-9970 Fax: +82-31-624-9501
www.e-ctk.com

Band – edge (with Hopping) – 8-DPSK



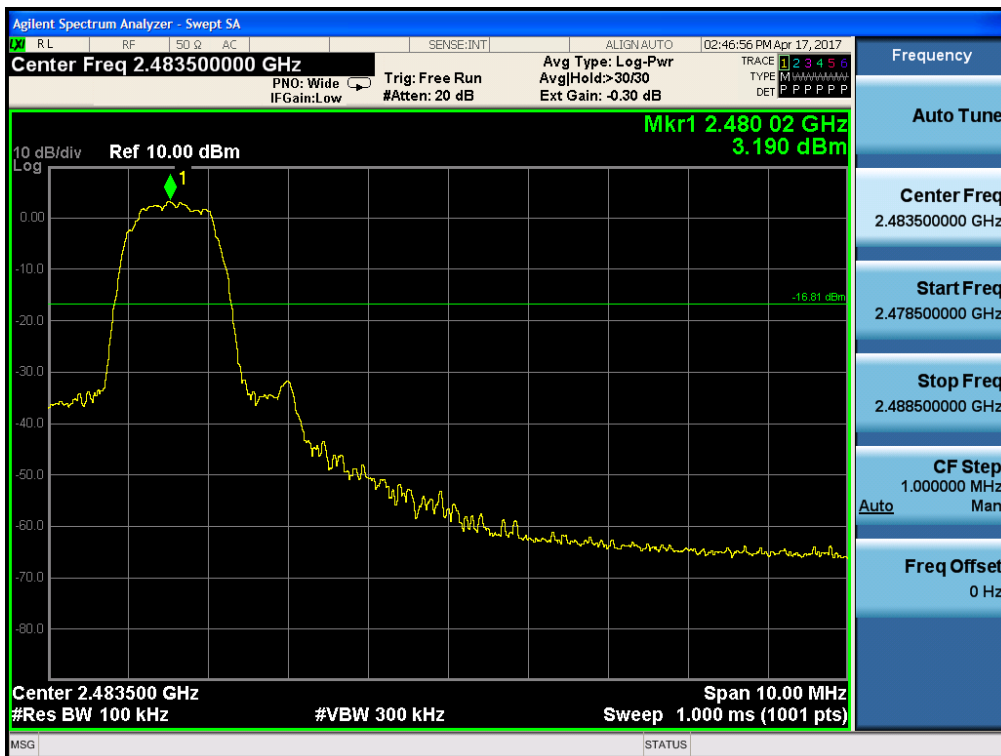
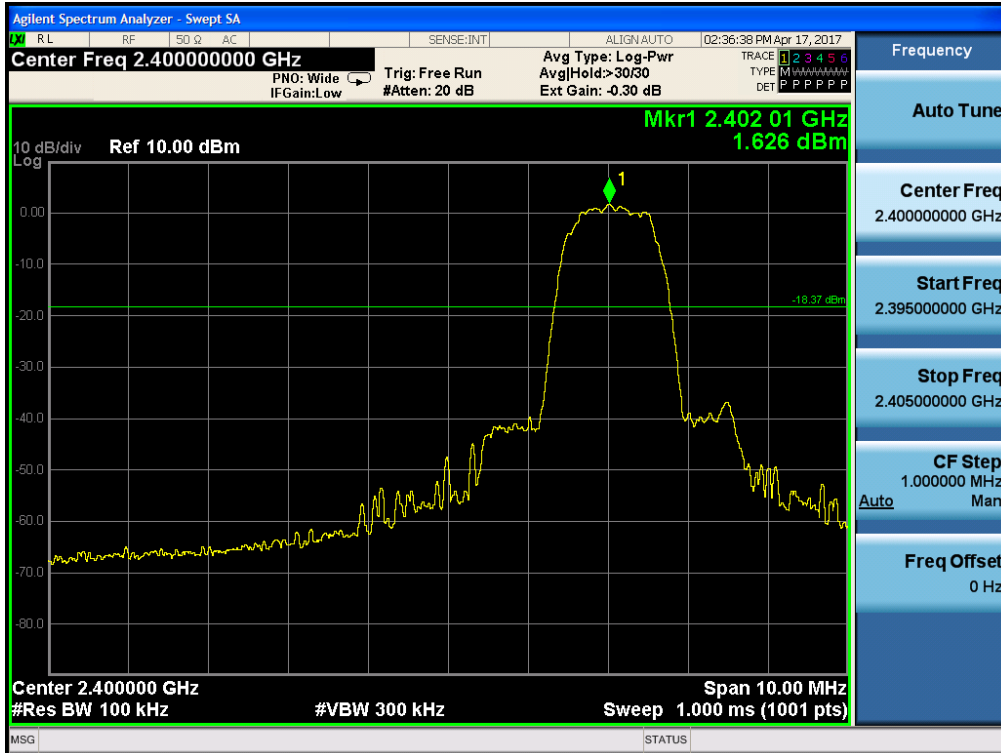


CTK Co., Ltd.
The Power Leader of Global Regulatory Compliance

CTK Co., Ltd.

(Ho-dong), 113, Yejik-ro, Cheoin-gu, Yongin-si, Gyeonggi-do, Korea
Tel: +82-31-339-9970 Fax: +82-31-624-9501
www.e-ctk.com

Band – edge (without Hopping) – 8-DPSK



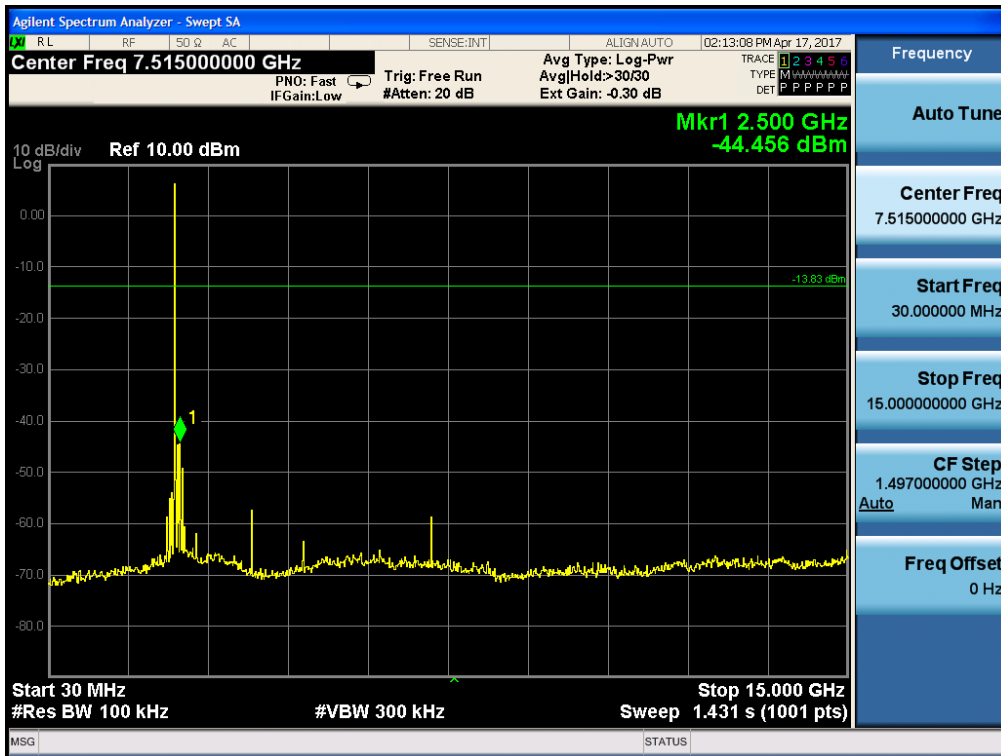


CTK Co., Ltd.
The Power Leader of Global Regulatory Compliance

CTK Co., Ltd.

(Ho-dong), 113, Yejik-ro, Cheoin-gu, Yongin-si, Gyeonggi-do, Korea
Tel: +82-31-339-9970 Fax: +82-31-624-9501
www.e-ctk.com

Band – edge (at 20 dB blow) – Low channel
Frequency Range = 30 MHz ~ 10th harmonic
(GFSK : Worst-Case)



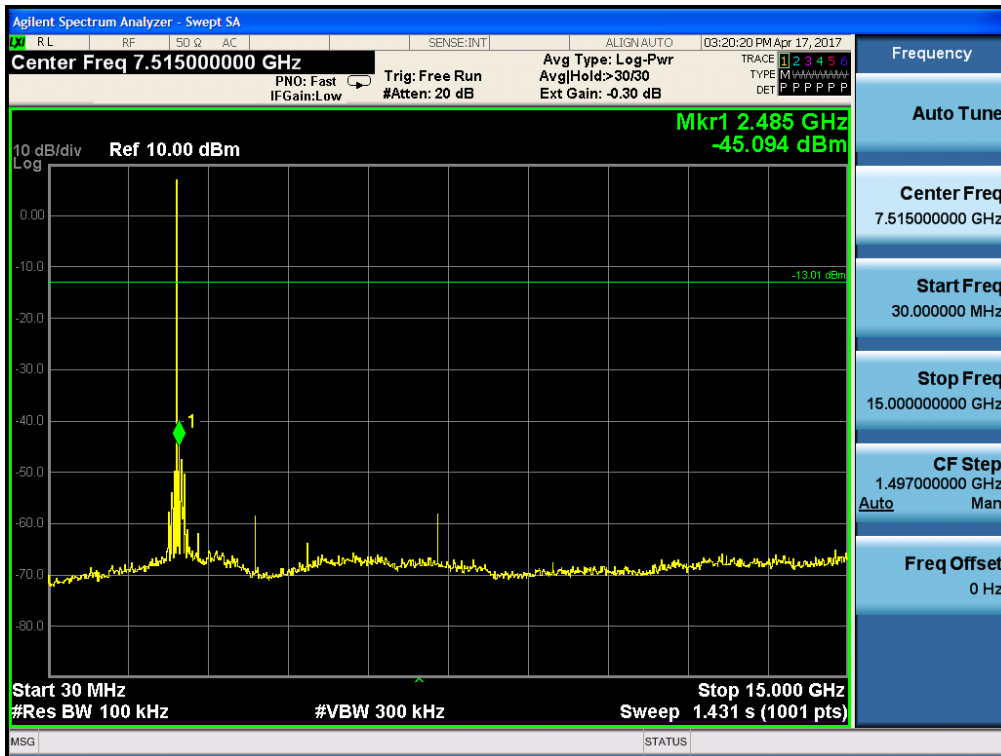


CTK Co., Ltd.
The Power Leader of Global Regulatory Compliance

CTK Co., Ltd.

(Ho-dong), 113, Yejik-ro, Cheoin-gu, Yongin-si, Gyeonggi-do, Korea
Tel: +82-31-339-9970 Fax: +82-31-624-9501
www.e-ctk.com

Band – edge (at 20 dB blow) – Mid channel
Frequency Range = 30 MHz ~ 10th harmonic
(GFSK : Worst-Case)



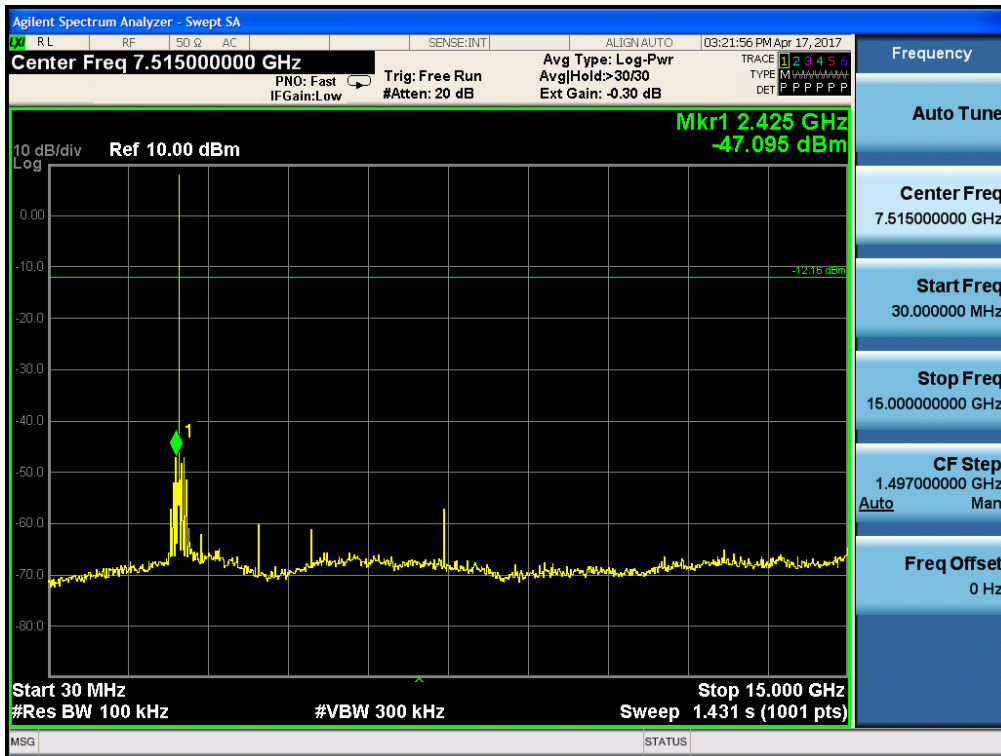


CTK Co., Ltd.
The Power Leader of Global Regulatory Compliance

CTK Co., Ltd.

(Ho-dong), 113, Yejik-ro, Cheoin-gu, Yongin-si, Gyeonggi-do, Korea
Tel: +82-31-339-9970 Fax: +82-31-624-9501
www.e-ctk.com

Band – edge (at 20 dB blow) – High channel
Frequency Range = 30 MHz ~ 10th harmonic
(GFSK : Worst-Case)



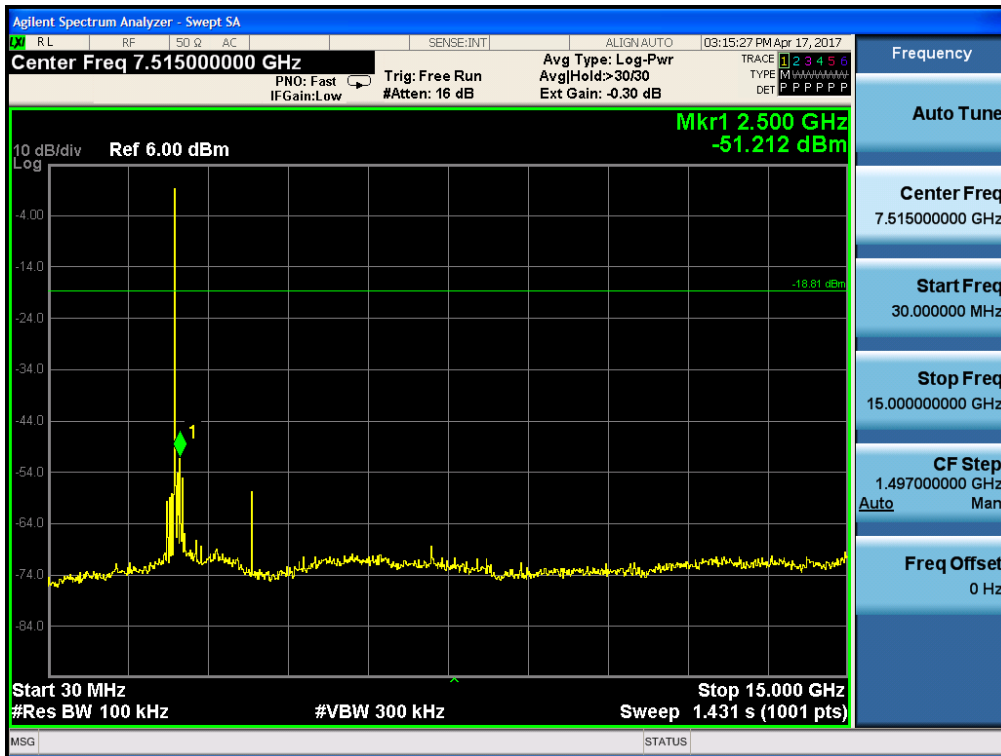


CTK Co., Ltd.
The Power Leader of Global Regulatory Compliance

CTK Co., Ltd.

(Ho-dong), 113, Yejik-ro, Cheoin-gu, Yongin-si, Gyeonggi-do, Korea
Tel: +82-31-339-9970 Fax: +82-31-624-9501
www.e-ctk.com

Band – edge (at 20 dB blow) – Low channel
Frequency Range = 30 MHz ~ 10th harmonic
(8-DPSK : Worst-Case)



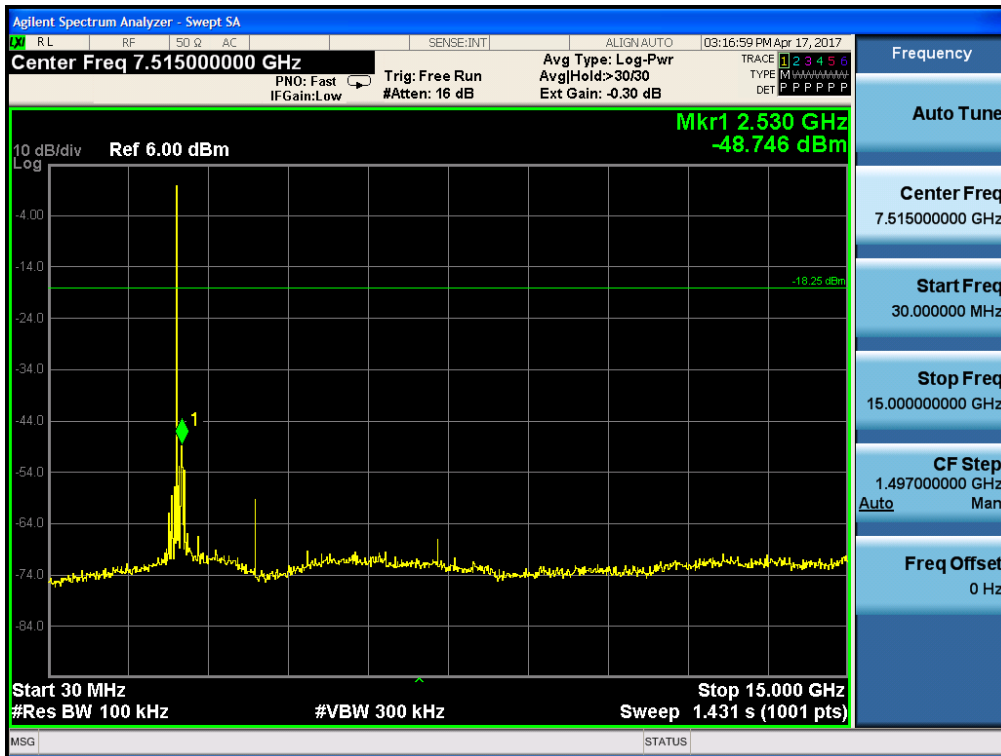


CTK Co., Ltd.
The Power Leader of Global Regulatory Compliance

CTK Co., Ltd.

(Ho-dong), 113, Yejik-ro, Cheoin-gu, Yongin-si, Gyeonggi-do, Korea
Tel: +82-31-339-9970 Fax: +82-31-624-9501
www.e-ctk.com

Band – edge (at 20 dB blow) – Mid channel
Frequency Range = 30 MHz ~ 10th harmonic
(8-DPSK : Worst-Case)



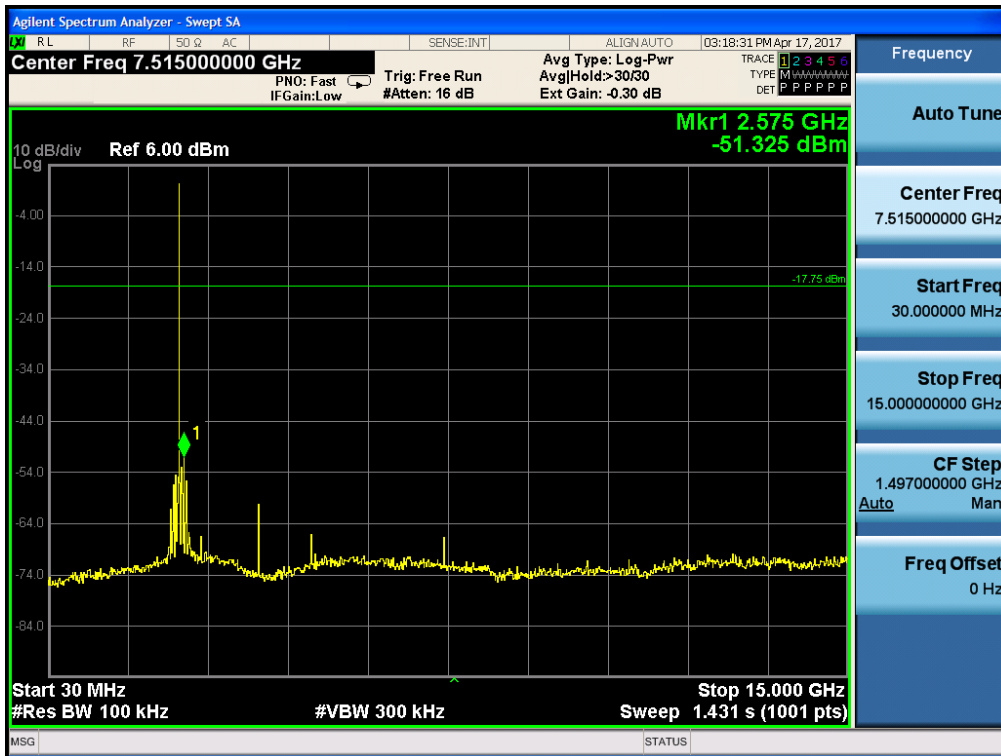


CTK Co., Ltd.
The Power Leader of Global Regulatory Compliance

CTK Co., Ltd.

(Ho-dong), 113, Yejik-ro, Cheoin-gu, Yongin-si, Gyeonggi-do, Korea
Tel: +82-31-339-9970 Fax: +82-31-624-9501
www.e-ctk.com

Band – edge (at 20 dB blow) – High channel
Frequency Range = 30 MHz ~ 10th harmonic
(8-DPSK : Worst-Case)





CTK Co., Ltd.
The First Leader of Global Regulatory Compliance

CTK Co., Ltd.

(Ho-dong), 113, Yejik-ro, Cheoin-gu, Yongin-si, Gyeonggi-do, Korea
Tel: +82-31-339-9970 Fax: +82-31-624-9501
www.e-ctk.com

2.1.7 Field Strength of Emissions

Test Location

- 10 m SAC (test distance : 10 m, 3 m)
- 3 m SAC (test distance : 3 m)

Test Procedures

- 1) In the frequency range of 9 kHz to 30 MHz, magnetic field is measured with Loop Antenna. The Test Antenna is positioned with its plane vertical at 1m distance from the EUT. The center of the Loop Test Antenna is 1m above the ground. During the measurement the Loop Test Antenna rotates about its vertical axis for maximum response at each azimuth about the EUT.
- 2) In the frequency range above 30 MHz, Bi-Log Test Antenna(30 MHz to 1 GHz) and Horn Test Antenna(above 1 GHz) are used. Test Antenna is 3m away from the EUT. Test Antenna height is carried from 1m to 4m above the ground to determine the maximum value of the field strength. The emissions levels at both horizontal and vertical polarizations should be tested.

Test Settings:

Frequency Range = 9 kHz ~ 25 GHz (2.4 GHz 10th harmonic)

- a) RBW = 1 MHz for $f \geq 1$ GHz, 100 kHz for $f < 1$ GHz, 9 kHz for $f < 30$ MHz
- b) VBW \geq RBW
- c) Sweep = auto

Limit

- 15.209(a)

Frequency(MHz)	Field Strength uV/m@3m	Field Strength dBuV/m@3m	Deasurement Distance (meters)
0.009-0.490	2400/F(kHz)	-	300
0.490-1.705	24000/F(kHz)	-	30
1.705-30	30	-	30
30-88	100**	40	3
88-216	150**	43.5	3
216-960	200**	46	3
Above 960	500	54	3

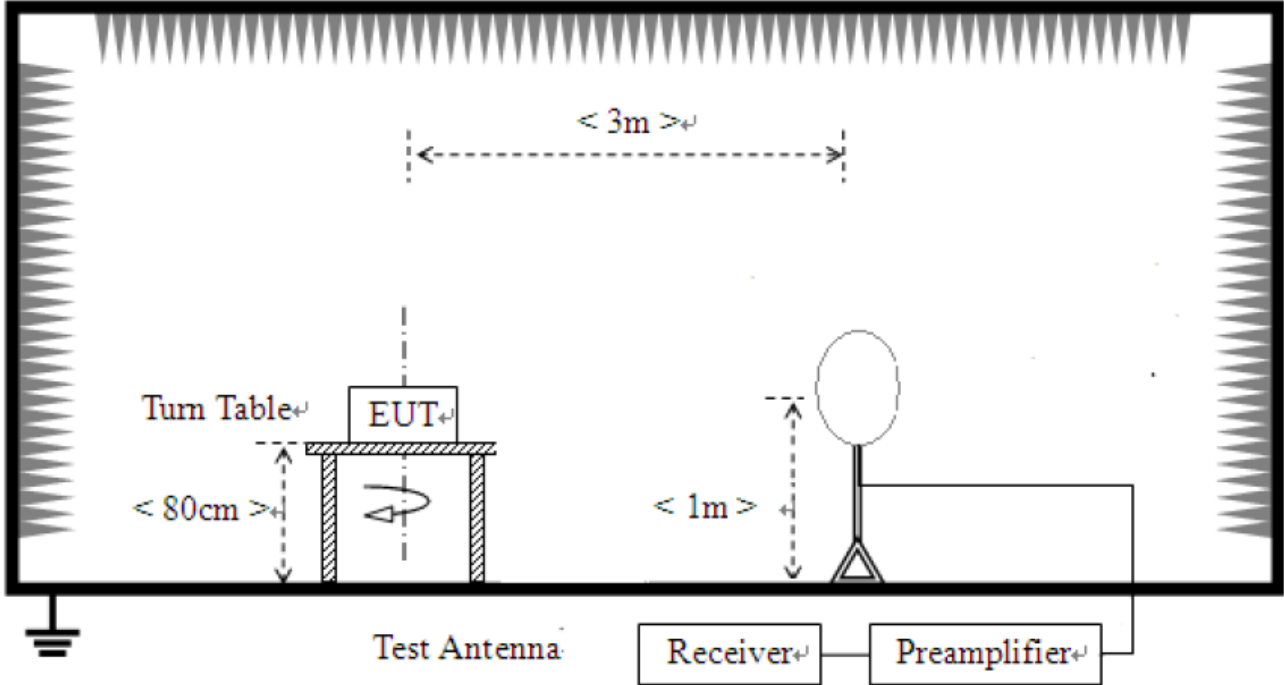
** Except as provided in 15.209(g).fundamental emissions from intentional radiators operating under this Section shall not be located in the frequency bands 54-72MHz, 76-88MHz, 174-216MHz, 470-806MHz. However, operation within these frequency bands is permitted under other sections of this Part, e.g.15.231 and 15.241.

Note :

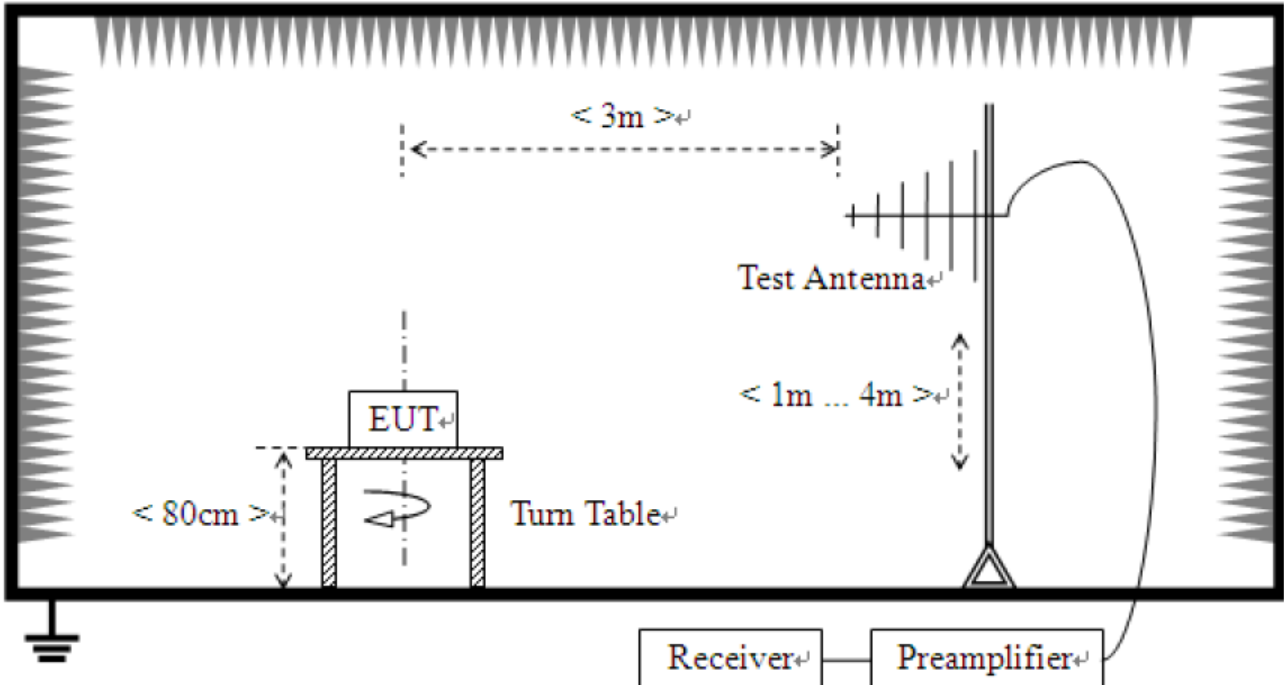
- 1) For above 1 GHz, the emission limit in this paragraph is based on measurement instrumentation employing an average detector, measurement using instrumentation with a peak detector function, corresponding to 20 dB above the maximum permitted average limit.
- 2) For above 1 GHz, limit field strength of harmonics : 54 dBuV/m@3m (AV) and 74 dBuV/m@3m (PK)

Test Setup:

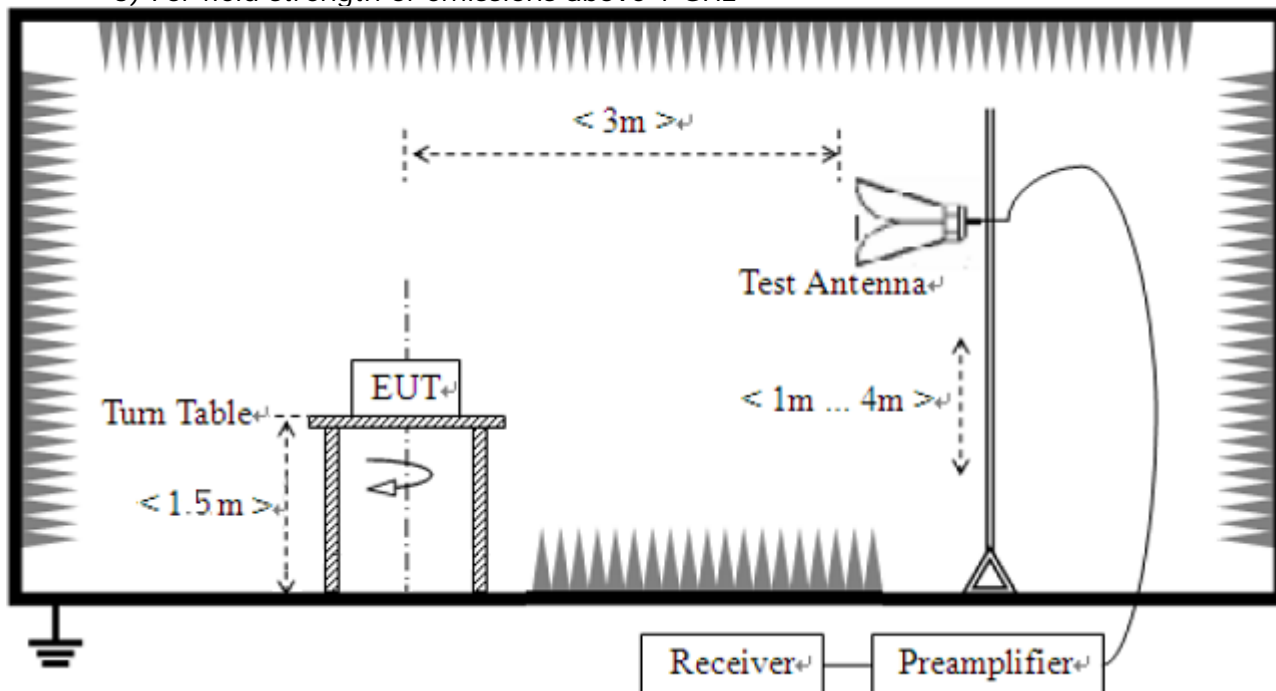
1) For field strength of emissions from 9 kHz to 30 MHz



2) For field strength of emissions from 30 MHz to 1 GHz



3) For field strength of emissions above 1 GHz



Test Results

1) 9 kHz to 30 MHz

Test mode : GFSK, CFG PKT Packet Type : 15 Packet Size : 339(DH5)

Test mode : 8-DPSK, CFG PKT Packet Type : 31 Packet Size : 1021(3DH5)

EUT	Bluetooth Classic Module	Measurement Detail	
Model	BCEA001	Frequency Range	9 kHz – 30 MHz
Test mode	GFSK, 8-DPSK	Detector function	Quasi-Peak

The requirements are:

Complies

Frequency (MHz)	Measured Data (dBuV/m)	Margin (dB)	Remark
-	-	-	See note

Note :

The amplitude of spurious emissions that are attenuated by more than 20 dB below the permissible value has no need to be reported.

Distance extrapolation factor = $40 \log(\text{specific distance} / \text{test distance})$ (dB)



CTK Co., Ltd.
The First Leader of Global Regulatory Compliance

CTK Co., Ltd.

(Ho-dong), 113, Yejik-ro, Cheoin-gu, Yongin-si, Gyeonggi-do, Korea
Tel: +82-31-339-9970 Fax: +82-31-624-9501
www.e-ctk.com

2) 30 MHz to 1 GHz

Test mode : Hopping(GFSK), CFG PKT Packet Type : 15 Packet Size : 339(DH5)

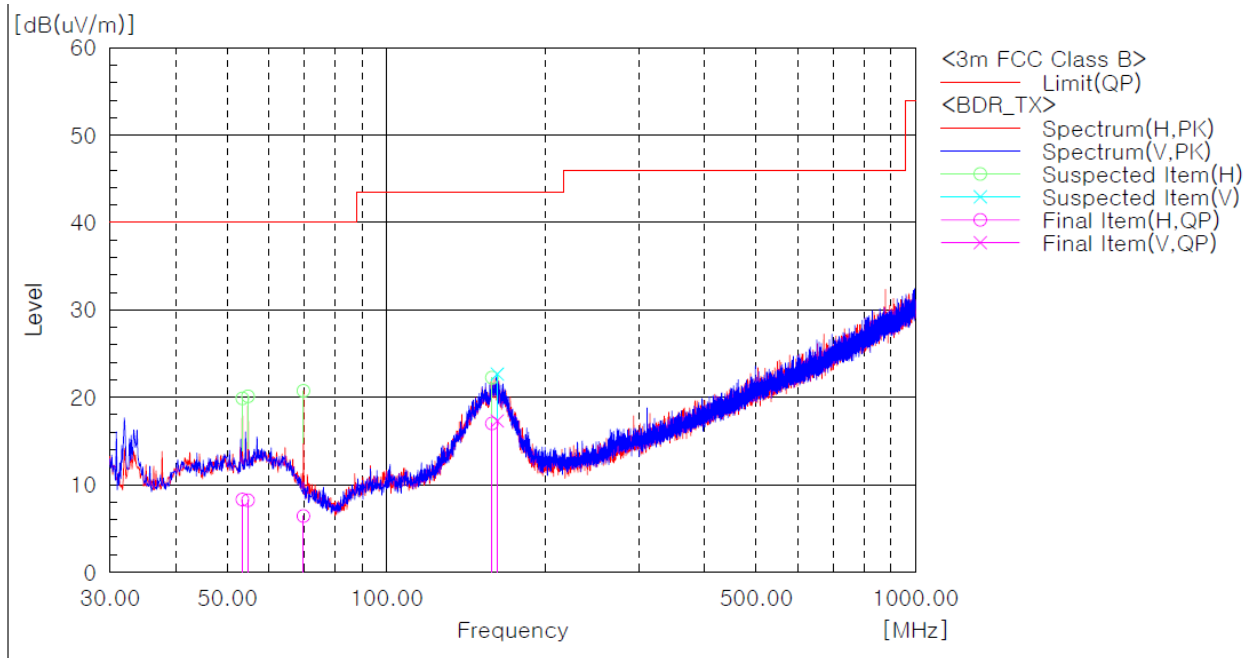
EUT	Bluetooth Classic Module	Measurement Detail	
Model	BCEA001	Frequency Range	Below 1000MHz
Test mode	GFSK Hopping	Detector function	Quasi-Peak / Peak

The requirements are:

Complies

Frequency (MHz)	Measured Data (dBuV/m)	Margin (dB)	Remark
162.041	17.3	26.2	Quasi-Peak

Test Data



Final Result

No.	Frequency [MHz]	(P)	Reading QP [dB(uV)]	c.f [dB(1/m)]	Result QP [dB(uV/m)]	Limit QP [dB(uV/m)]	Margin QP [dB]	Height [cm]	Angle [deg]
1	53.401	H	21.2	-12.9	8.3	40.0	31.7	200.0	243.0
2	54.735	H	20.9	-12.7	8.2	40.0	31.8	100.0	169.0
3	69.649	H	22.1	-15.7	6.4	40.0	33.6	100.0	169.0
4	158.283	H	20.7	-3.7	17.0	43.5	26.5	300.0	38.0
5	162.041	V	21.0	-3.7	17.3	43.5	26.2	399.0	196.0

Remark :

1. The field strength of spurious emission was measured in the following position: EUT stand-up position(Z axis), lie-down position(X,Y axis). The worst emission was found in stand-up position(Z axis) and the worst case was recorded.



CTK Co., Ltd.
The First Leader of Global Regulatory Compliance

CTK Co., Ltd.

(Ho-dong), 113, Yejik-ro, Cheoin-gu, Yongin-si, Gyeonggi-do, Korea
Tel: +82-31-339-9970 Fax: +82-31-624-9501
www.e-ctk.com

Test mode : Receiver

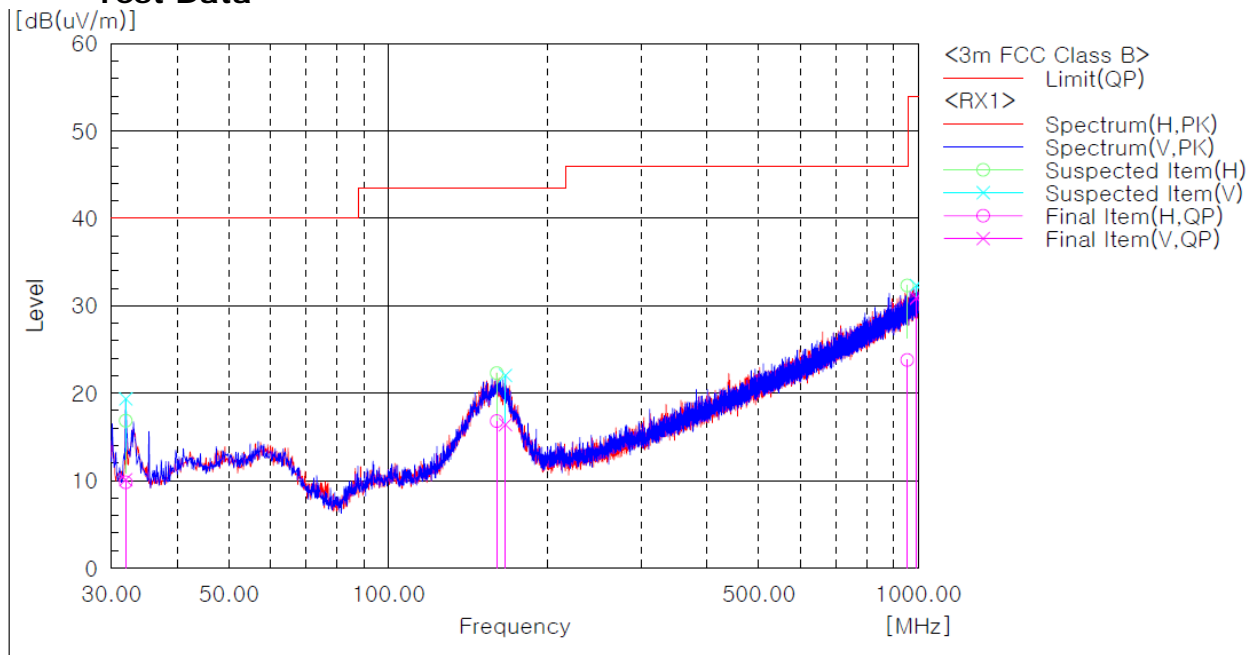
EUT	Bluetooth Classic Module	Measurement Detail	
Model	BCEA001	Frequency Range	Below 1000MHz
Test mode	Receiver	Detector function	Quasi-Peak / Peak

The requirements are:

Complies

Frequency (MHz)	Measured Data (dBuV/m)	Margin (dB)	Remark
953.682	23.8	22.2	Quasi-Peak

Test Data



Final Result

No.	Frequency [MHz]	(P)	Reading QP [dB(uV)]	c. f [dB(1/m)]	Result QP [dB(uV/m)]	Limit QP [dB(uV/m)]	Margin QP [dB]	Height [cm]	Angle [deg]
1	31.940	V	25.3	-15.2	10.1	40.0	29.9	100.0	112.0
2	31.940	H	25.0	-15.2	9.8	40.0	30.2	100.0	248.0
3	160.223	H	20.5	-3.7	16.8	43.5	26.7	300.0	0.0
4	166.285	V	20.8	-4.4	16.4	43.5	27.1	100.0	295.0
5	953.682	H	16.4	7.4	23.8	46.0	22.2	100.0	196.0
6	992.361	V	22.5	8.4	30.9	54.0	23.1	100.0	138.0

Remark :

1. The field strength of spurious emission was measured in the following position: EUT stand-up position(Z axis), lie-down position(X,Y axis). The worst emission was found in stand-up position(Z axis) and the worst case was recorded.



CTK Co., Ltd.
The First Leader of Global Regulatory Compliance

CTK Co., Ltd.

(Ho-dong), 113, Yejik-ro, Cheoin-gu, Yongin-si, Gyeonggi-do, Korea
Tel: +82-31-339-9970 Fax: +82-31-624-9501
www.e-ctk.com

3) above 1 GHz

Test mode : GFSK, CFG PKT Packet Type : 15 Packet Size : 339(DH5)

EUT	Bluetooth Classic Module	Measurement Detail	
Model	BCEA001	Frequency Range	1-25GHz
		Detector function	Average / Peak

Remarks

We have tested three mode (X, Y, Z). The worst mode (Z axis) for final test.

The requirements are:

Complies

Frequency (MHz)	Measured Data (dBUV/m)	Margin (dB)	Remark
2489.00	48.19	5.81	Average

Test Data

Ch.0(Low Channel)

Frequency [MHz]	(P)	Limit AV [dB(uV/m)]	Limit PK [dB(uV/m)]	Level AV [dB(uV/m)]	Level PK [dB(uV/m)]	Margin AV [dB]	Margin PK [dB]
4804.00	H	54.00	74.00	36.34	47.52	17.66	26.48
4804.00	V	54.00	74.00	33.19	45.53	20.81	28.47
7206.00	H	54.00	74.00	39.71	50.01	14.29	23.99
7206.00	V	54.00	74.00	37.50	48.86	16.50	25.15
9608.00	H	54.00	74.00	36.89	49.98	17.11	24.02
9608.00	V	54.00	74.00	36.49	50.76	17.51	23.24
2390.00	H	54.00	74.00	42.57	49.06	11.43	24.94
2390.00	V	54.00	74.00	41.82	47.38	12.18	26.62
2498.00	H	54.00	74.00	45.44	52.65	8.57	21.35
2498.00	V	54.00	74.00	45.75	51.92	8.26	22.08



CTK Co., Ltd.
The First Leader of Global Regulatory Compliance

CTK Co., Ltd.

(Ho-dong), 113, Yejik-ro, Cheoin-gu, Yongin-si, Gyeonggi-do, Korea

Tel: +82-31-339-9970 Fax: +82-31-624-9501

www.e-ctk.com

Ch.39(Mid Channel)

Frequency [MHz]	(P)	Limit AV [dB(uV/m)]	Limit PK [dB(uV/m)]	Level AV [dB(uV/m)]	Level PK [dB(uV/m)]	Margin AV [dB]	Margin PK [dB]
4880.00	H	54.00	74.00	34.83	45.64	19.17	28.36
7320.00	H	54.00	74.00	41.80	50.32	12.20	23.68
7320.00	V	54.00	74.00	39.16	49.02	14.84	24.98
9760.00	H	54.00	74.00	38.47	50.44	15.53	23.56
9760.00	V	54.00	74.00	37.50	50.31	16.50	23.69
2390.00	H	54.00	74.00	40.48	47.51	13.52	26.49
2390.00	V	54.00	74.00	38.87	46.36	15.13	27.64
2489.00	H	54.00	74.00	47.35	52.04	6.65	21.96
2489.00	V	54.00	74.00	48.19	52.48	5.81	21.52

Ch.78(High Channel)

Frequency [MHz]	(P)	Limit AV [dB(uV/m)]	Limit PK [dB(uV/m)]	Level AV [dB(uV/m)]	Level PK [dB(uV/m)]	Margin AV [dB]	Margin PK [dB]
7440.00	H	54.00	74.00	44.83	51.91	9.17	22.09
7440.00	V	54.00	74.00	40.52	49.92	13.48	24.08
2390.00	H	54.00	74.00	42.29	48.71	11.71	25.29
2390.00	V	54.00	74.00	40.85	47.79	13.15	26.21
2483.50	H	54.00	74.00	35.10	48.71	18.90	25.29
2483.50	V	54.00	74.00	35.50	46.94	18.50	27.06
2504.00	H	54.00	74.00	42.10	46.73	11.90	27.27
2504.00	V	54.00	74.00	38.64	45.61	15.36	28.39



CTK Co., Ltd.
The First Leader of Global Regulatory Compliance

CTK Co., Ltd.

(Ho-dong), 113, Yejik-ro, Cheoin-gu, Yongin-si, Gyeonggi-do, Korea
Tel: +82-31-339-9970 Fax: +82-31-624-9501
www.e-ctk.com

Test mode : 8-DPSK, CFG PKT Packet Type : 31 Packet Size : 1021(3DH5)

EUT	Bluetooth Classic Module	Measurement Detail	
Model	BCEA001	Frequency Range	1-25GHz
		Detector function	Average / Peak

Remarks

We have tested three mode (X, Y, Z). The worst mode (Z axis) for final test.

The requirements are:

Complies

Frequency (MHz)	Measured Data (dBuV/m)	Margin (dB)	Remark
2489.00	43.79	10.21	Average

Test Data

Ch.0(Low Channel)

Frequency [MHz]	(P)	Limit AV [dB(uV/m)]	Limit PK [dB(uV/m)]	Level AV [dB(uV/m)]	Level PK [dB(uV/m)]	Margin AV [dB]	Margin PK [dB]
4804.00	H	54.00	74.00	36.39	46.15	17.61	27.85
4804.00	V	54.00	74.00	33.25	46.03	20.76	27.97
7206.00	H	54.00	74.00	35.79	49.18	18.21	24.82
7206.00	V	54.00	74.00	35.37	49.21	18.63	24.79
2390.00	H	54.00	74.00	39.18	46.40	14.82	27.61
2390.00	V	54.00	74.00	37.69	44.83	16.31	29.17
2498.00	H	54.00	74.00	41.55	49.88	12.45	24.12
2498.00	V	54.00	74.00	41.76	49.79	12.24	24.21

Ch.39(Mid Channel)

Frequency [MHz]	(P)	Limit AV [dB(uV/m)]	Limit PK [dB(uV/m)]	Level AV [dB(uV/m)]	Level PK [dB(uV/m)]	Margin AV [dB]	Margin PK [dB]
7320.00	H	54.00	74.00	36.33	48.78	17.67	25.22
7320.00	V	54.00	74.00	35.62	48.20	18.38	25.80
2390.00	H	54.00	74.00	36.89	45.35	17.11	28.66
2390.00	V	54.00	74.00	36.28	44.18	17.72	29.82
2489.00	H	54.00	74.00	43.14	50.17	10.87	23.84
2489.00	V	54.00	74.00	43.79	50.77	10.21	23.23



CTK Co., Ltd.
The First Leader of Global Regulatory Compliance

CTK Co., Ltd.

(Ho-dong), 113, Yejik-ro, Cheoin-gu, Yongin-si, Gyeonggi-do, Korea
Tel: +82-31-339-9970 Fax: +82-31-624-9501
www.e-ctk.com

Ch.78(High Channel)

Frequency [MHz]	(P)	Limit AV [dB(uV/m)]	Limit PK [dB(uV/m)]	Level AV [dB(uV/m)]	Level PK [dB(uV/m)]	Margin AV [dB]	Margin PK [dB]
7440.00	H	54.00	74.00	37.31	49.57	16.69	24.43
7440.00	V	54.00	74.00	36.00	48.56	18.00	25.44
2390.00	H	54.00	74.00	38.79	47.07	15.21	26.93
2390.00	V	54.00	74.00	38.45	46.02	15.55	27.98
2528.00	H	54.00	74.00	42.71	48.38	11.30	25.62
2528.00	V	54.00	74.00	41.57	48.15	12.43	25.85



CTK Co., Ltd.
The First Leader of Global Regulatory Compliance

CTK Co., Ltd.

(Ho-dong), 113, Yejik-ro, Cheoin-gu, Yongin-si, Gyeonggi-do, Korea
Tel: +82-31-339-9970 Fax: +82-31-624-9501
www.e-ctk.com

Test mode : Receiver

EUT	Bluetooth Classic Module	Measurement Detail	
Model	BCEA001	Frequency Range	1-25GHz
		Detector function	Average / Peak

Remarks

We have tested three mode (X, Y, Z). The worst mode (Z axis) for final test.

The requirements are:

Complies

Frequency (MHz)	Measured Data (dBUV/m)	Margin (dB)	Remark
No emissions were detected at a level greater than 20dB below limit.			

Test Data

Ch.0(Low Channel)

Frequency [MHz]	(P)	Reading AV [dB(uV)]	Reading PK [dB(uV)]	Factor [dB(1/m)]	Limit AV [dB(uV/m)]	Limit PK [dB(uV/m)]	Level AV [dB(uV/m)]	Level PK [dB(uV/m)]	Margin AV [dB]	Margin PK [dB]
No emissions were detected at a level greater than 20dB below limit.										

Ch.39(Mid Channel)

Frequency [MHz]	(P)	Reading AV [dB(uV)]	Reading PK [dB(uV)]	Factor [dB(1/m)]	Limit AV [dB(uV/m)]	Limit PK [dB(uV/m)]	Level AV [dB(uV/m)]	Level PK [dB(uV/m)]	Margin AV [dB]	Margin PK [dB]
No emissions were detected at a level greater than 20dB below limit.										

Ch.78(High Channel)

Frequency [MHz]	(P)	Reading AV [dB(uV)]	Reading PK [dB(uV)]	Factor [dB(1/m)]	Limit AV [dB(uV/m)]	Limit PK [dB(uV/m)]	Level AV [dB(uV/m)]	Level PK [dB(uV/m)]	Margin AV [dB]	Margin PK [dB]
No emissions were detected at a level greater than 20dB below limit.										



CTK Co., Ltd.
The First Leader of Global Regulatory Compliance

CTK Co., Ltd.

(Ho-dong), 113, Yejik-ro, Cheoin-gu, Yongin-si, Gyeonggi-do, Korea

Tel: +82-31-339-9970 Fax: +82-31-624-9501

www.e-ctk.com

2.1.8 AC Conducted Emissions

Test Location

Shielded Room

Frequency Range of Measurement

150 kHz to 30 MHz

Instrument Settings

IF Band Width: 9 kHz

Test Procedures

The EUT was placed on a non-metallic table 0.8m above the metallic, grounded floor and 0.4m from the reference ground plane wall. The distance to other metallic surfaces was at least 0.8m.

Amplitude measurements were performed with a quasi-peak detector and an average detector.

Limit

- 15.207(a)

Frequency (MHz)	Conducted Limit (dBuV)	
	Quasi-peak	Average
0.15 ~ 0.5	66 to 56*	56 to 46*
0.5 ~ 5	56	46
5 ~ 30	60	50

* Decreases with the logarithm of the frequency.

Test Results

The requirements are:

Complies

Frequency (MHz)	Measured Data (dBuV/m)	Margin (dB)	Remark
23.860 500	26.9	23.1	Average



CTK Co., Ltd.
The Power Leader of Global Regulatory Compliance

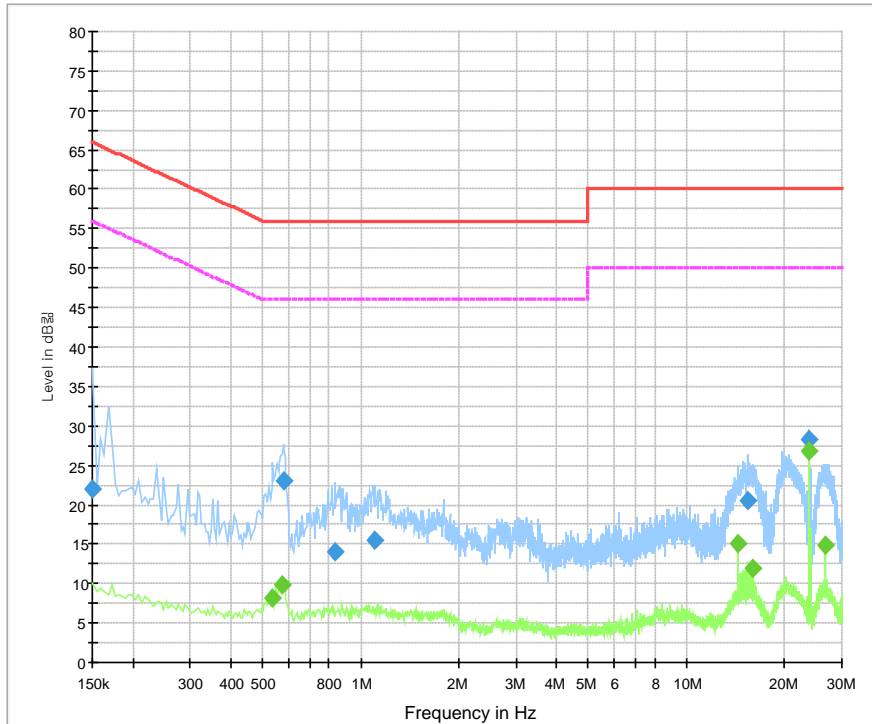
CTK Co., Ltd.

(Ho-dong), 113, Yejik-ro, Cheoin-gu, Yongin-si, Gyeonggi-do, Korea
Tel: +82-31-339-9970 Fax: +82-31-624-9501
www.e-ctk.com

Test Data

[LINE]

Class B_L1



Final Result 1

Frequency (MHz)	QuasiPeak (dBμV)	Meas. Time (ms)	Bandwidth (kHz)	Filter	Line	Corr. (dB)	Margin (dB)	Limit (dBμV)
0.150000	21.9	1000.0	9.000	On	L1	9.7	44.1	66.0
0.577500	23.1	1000.0	9.000	On	L1	9.9	32.9	56.0
0.834000	14.0	1000.0	9.000	On	L1	9.8	42.0	56.0
1.104000	15.5	1000.0	9.000	On	L1	9.7	40.5	56.0
15.481500	20.4	1000.0	9.000	On	L1	9.9	39.6	60.0
23.860500	28.2	1000.0	9.000	On	L1	10.0	31.8	60.0

Final Result 2

Frequency (MHz)	CAverage (dBμV)	Meas. Time (ms)	Bandwidth (kHz)	Filter	Line	Corr. (dB)	Margin (dB)	Limit (dBμV)
0.532500	8.1	1000.0	9.000	On	L1	9.9	37.9	46.0
0.573000	9.8	1000.0	9.000	On	L1	9.9	36.2	46.0
14.320500	15.1	1000.0	9.000	On	L1	9.9	34.9	50.0
15.895500	11.9	1000.0	9.000	On	L1	9.9	38.1	50.0
23.860500	26.9	1000.0	9.000	On	L1	10.0	23.1	50.0
26.844000	14.9	1000.0	9.000	On	L1	10.0	35.1	50.0



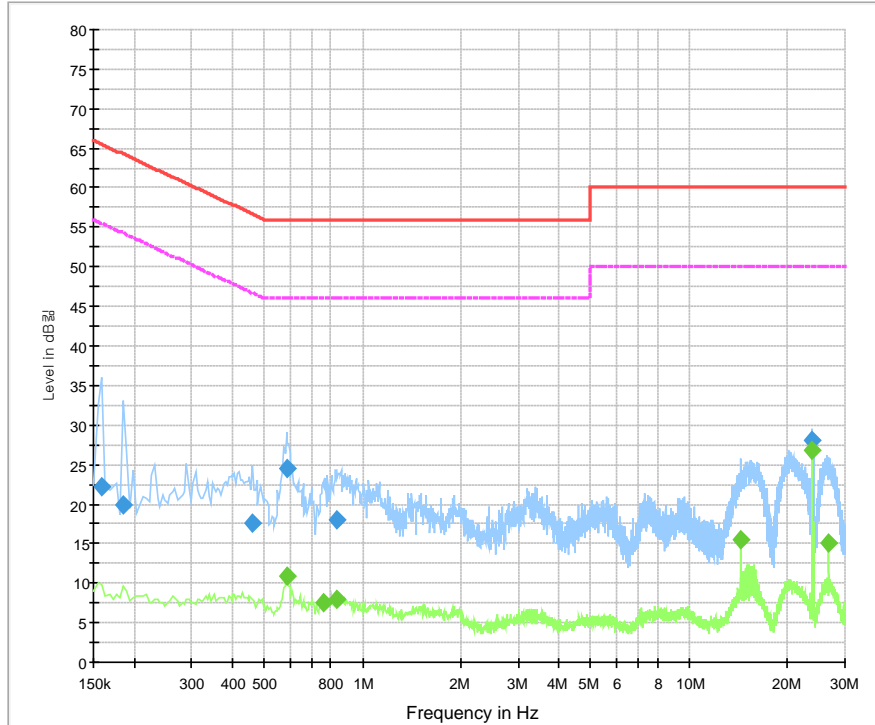
CTK Co., Ltd.
The First Leader of Global Regulatory Compliance

CTK Co., Ltd.

(Ho-dong), 113, Yejik-ro, Cheoin-gu, Yongin-si, Gyeonggi-do, Korea
Tel: +82-31-339-9970 Fax: +82-31-624-9501
www.e-ctk.com

[NEUTRAL]

Class B_N



Final Result 1

Frequency (MHz)	QuasiPeak (dBμV)	Meas. Time (ms)	Bandwidth (kHz)	Filter	Line	Corr. (dB)	Margin (dB)	Limit (dBμV)
0.159000	22.3	1000.0	9.000	On	N	9.8	43.2	65.5
0.186000	20.0	1000.0	9.000	On	N	9.9	44.2	64.2
0.460500	17.7	1000.0	9.000	On	N	9.9	39.0	56.7
0.586500	24.4	1000.0	9.000	On	N	9.9	31.6	56.0
0.829500	17.9	1000.0	9.000	On	N	9.8	38.1	56.0
23.860500	28.1	1000.0	9.000	On	N	10.1	31.9	60.0

Final Result 2

Frequency (MHz)	CAverage (dBμV)	Meas. Time (ms)	Bandwidth (kHz)	Filter	Line	Corr. (dB)	Margin (dB)	Limit (dBμV)
0.586500	10.9	1000.0	9.000	On	N	9.9	35.1	46.0
0.757500	7.5	1000.0	9.000	On	N	9.8	38.5	46.0
0.829500	7.9	1000.0	9.000	On	N	9.8	38.1	46.0
14.320500	15.5	1000.0	9.000	On	N	10.0	34.6	50.0
23.860500	26.8	1000.0	9.000	On	N	10.1	23.2	50.0
26.844000	15.2	1000.0	9.000	On	N	10.1	34.8	50.0



CTK Co., Ltd.
The First Leader of Global Regulatory Compliance

CTK Co., Ltd.

(Ho-dong), 113, Yejik-ro, Cheoin-gu, Yongin-si, Gyeonggi-do, Korea

Tel: +82-31-339-9970 Fax: +82-31-624-9501

www.e-ctk.com

APPENDIX A – Test Equipment Used For Tests

	Name of Equipment	Manufacturer	Model No.	Serial No.	Cal Date	Due Date
1	Signal Analyzer	Agilent	N9020A	MY50510324	2017-02-03	2018-02-03
2	Signal Generator	Rohde & Schwarz	SMB100A	175528	2016-11-01	2017-11-01
3	EMI Test Receiver	Rohde & Schwarz	ESCI7	100816	2016-10-31	2017-10-31
4	LISN	Rohde & Schwarz	ENV216	101760	2017-02-03	2018-02-03
5	EMI Test Receiver	Rohde & Schwarz	ESCI7	100814	2016-11-01	2017-11-01
6	Trilog Broadband Antenna	SCHWARZBECK	VULB 9161 SE	9161-4133	2015-06-18	2017-06-18
7	Active Loop Antenna	SCHWARZBECK	FMZB 1513	1513-126	2016-05-25	2018-05-25
8	6dB Attenuator	R&S	DNF	272.4110.50-2	2016-11-01	2017-11-01
9	6dB Attenuator	R&S	DNF	272.4110.50-1	2017-02-03	2018-02-03
10	AMPLIFIER	SONOMA	310	291721	2017-02-02	2018-02-02
11	EMI Test Receiver	Rohde & Schwarz	ESU40	100336	2015-05-14	2017-05-14
12	Preamplifier	Agilent	8449B	3008A02011	2016-12-01	2017-12-01
13	Horn Antenna	ETS-Lindgren	3115	00078894	2015-09-02	2017-09-02
14	Horn Antenna	ETS-Lindgren	3116	00062504	2015-09-04	2017-09-04
15	Horn Antenna	ETS-Lindgren	3117	00154525	2015-09-02	2017-09-02