


ANNEX A: TEST SET-UP PHOTOGRAPHS




154064_01.jpg: Test setup Device Frog- Radiated emission < 1 GHz (fully anechoic chamber)

ANNEX A: TEST SET-UP PHOTOGRAPHS




154064_02.jpg: Test setup Blue Frog- Radiated emission < 1 GHz (fully anechoic chamber)

ANNEX A: TEST SET-UP PHOTOGRAPHS




154064_03.jpg: Test setup Device Frog- Radiated emission < 1 GHz (fully anechoic chamber)

ANNEX A: TEST SET-UP PHOTOGRAPHS



154064_04.jpg: Test setup Blue Frog- Radiated emission < 1 GHz (fully anechoic chamber)

ANNEX A: TEST SET-UP PHOTOGRAPHS




154064_05.jpg: Test setup Device Frog- Radiated emission > 1 GHz (fully anechoic chamber)

ANNEX A: TEST SET-UP PHOTOGRAPHS




154064_06.jpg: Test setup Blue Frog- Radiated emission > 1 GHz (fully anechoic chamber)

ANNEX A: TEST SET-UP PHOTOGRAPHS




154064_07.jpg: Test setup Device Frog- Radiated emission > 1 GHz (fully anechoic chamber)

ANNEX A: TEST SET-UP PHOTOGRAPHS



154064_08.jpg: Test setup Blue Frog- Radiated emission > 1 GHz (fully anechoic chamber)

ANNEX A: TEST SET-UP PHOTOGRAPHS



154064_09.jpg: Test setup – conducted emissions on power supply lines (Device Frog)

ANNEX A: TEST SET-UP PHOTOGRAPHS



154064_10.jpg: Test setup – conducted emissions on power supply lines (Blue Frog)