

ANNEX B: EXTERNAL PHOTOGRAPHS



154064_11.jpg: Device-Frog 3D view 1

ANNEX B: EXTERNAL PHOTOGRAPHS



154064_12. jpg: Device-Frog 3D view 2

ANNEX B: EXTERNAL PHOTOGRAPHS



154064_13. jpg: Device-Frog - Interface

ANNEX B: EXTERNAL PHOTOGRAPHS




154064_14.jpg: Device-Frog – CE label

ANNEX B: EXTERNAL PHOTOGRAPHS



154064_15.jpg: Device-Frog with interface adaptor*

ANNEX B: EXTERNAL PHOTOGRAPHS



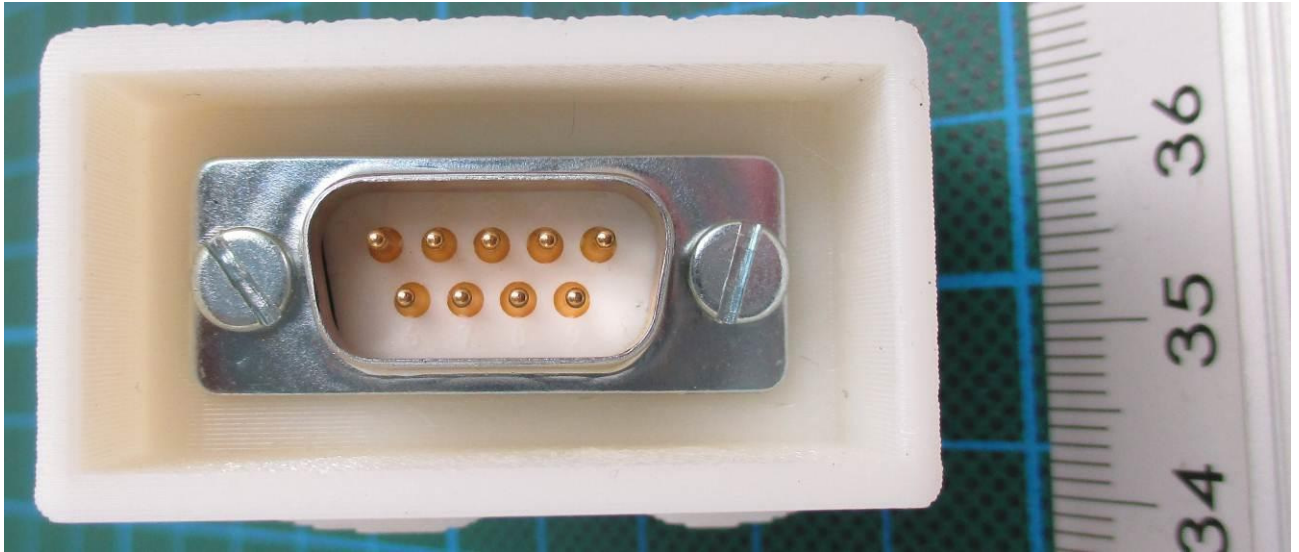
154064_16. jpg: Device-Frog – interface adaptor – 3D view 1*

ANNEX B: EXTERNAL PHOTOGRAPHS




154064_17. jpg: Device-Frog – interface adaptor – 3D view 2*

ANNEX B: EXTERNAL PHOTOGRAPHS



154064_18. jpg: Device-Frog – interface adaptor – connector*

ANNEX B: EXTERNAL PHOTOGRAPHS



154064_19. jpg: Device-Frog – interface adaptor – inside view*


*the interface adaptor was only used for testing purposes and is not part of the EUT

ANNEX B: EXTERNAL PHOTOGRAPHS



154064_20. jpg: Blue-Frog – 3D view 1

ANNEX B: EXTERNAL PHOTOGRAPHS



154064_21. jpg: Blue-Frog – 3D view 2

ANNEX B: EXTERNAL PHOTOGRAPHS



154064_22. jpg: Blue-Frog – connector view

ANNEX B: EXTERNAL PHOTOGRAPHS



154064_23. jpg: Blue-Frog – CE label