

## Appendix D

### RF Test Data for 5.8G WLAN (Conducted Measurement)

Product Name: Enjoy TV

Trade Mark: /

Test Model: ATV496

#### Environmental Conditions

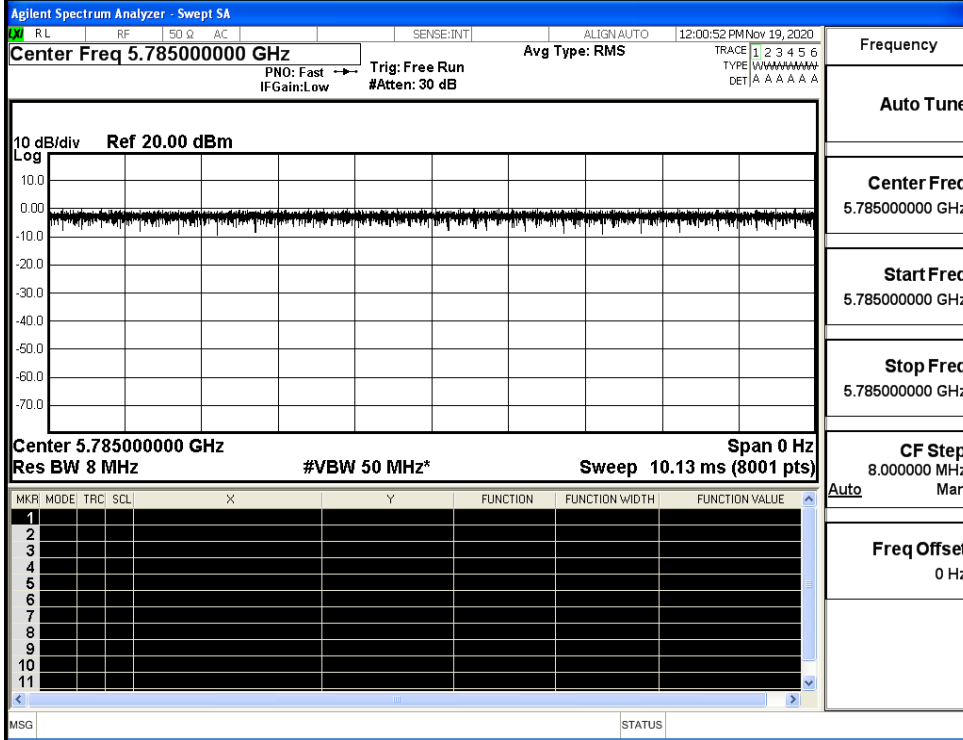
Temperature:	22.6°C
Relative Humidity:	51.7%
ATM Pressure:	100.0 kPa
Test Engineer:	Ben Jin
Supervised by:	Li Huan

#### D.1 Duty Cycle

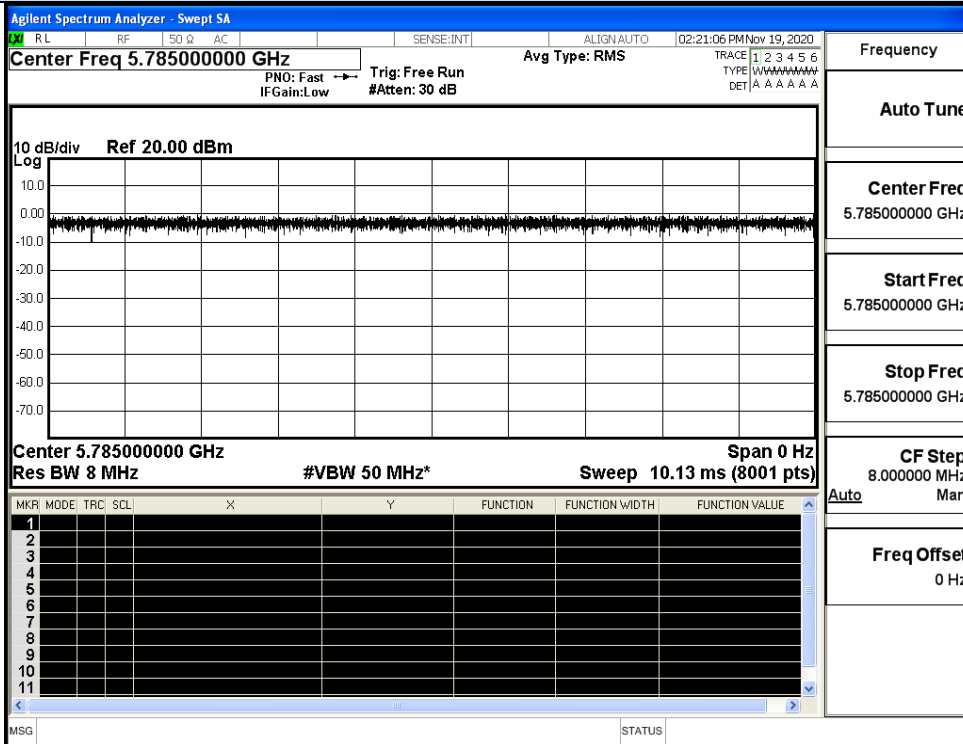
##### Ant0

Test Mode	Test Frequency (MHz)	Duty Cycle (%)	10log(1/x) Factor (dB)	1/B Minimum VBW(KHz)
11A	5785	100	0.00	0.01
11N20 SISO	5785	100	0.00	0.01
11N40 SISO	5755	100	0.00	0.01
11AC20 SISO	5785	100	0.00	0.01
11AC40 SISO	5755	100	0.00	0.01
11AC80 SISO	5775	100	0.00	0.01

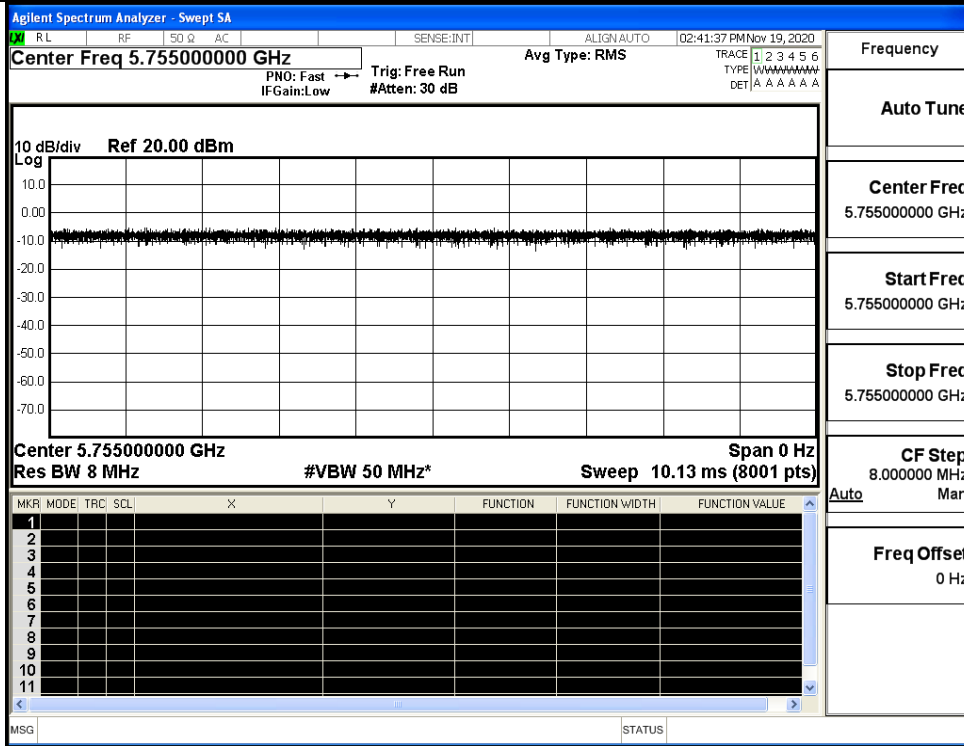
On Time and Duty Cycle



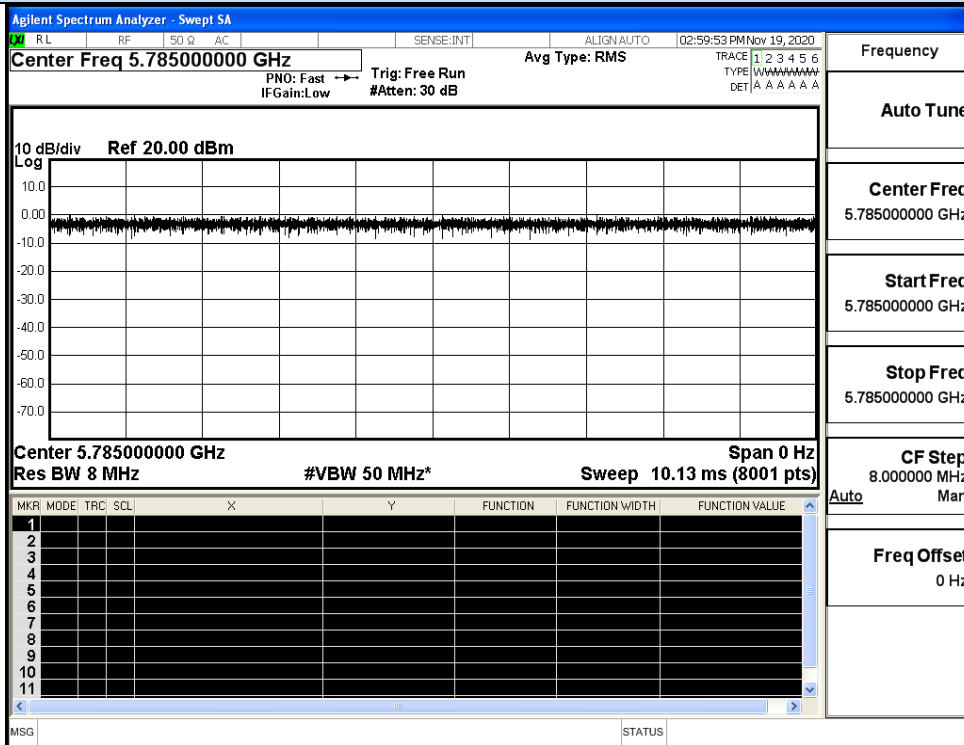
IEEE 802.11a



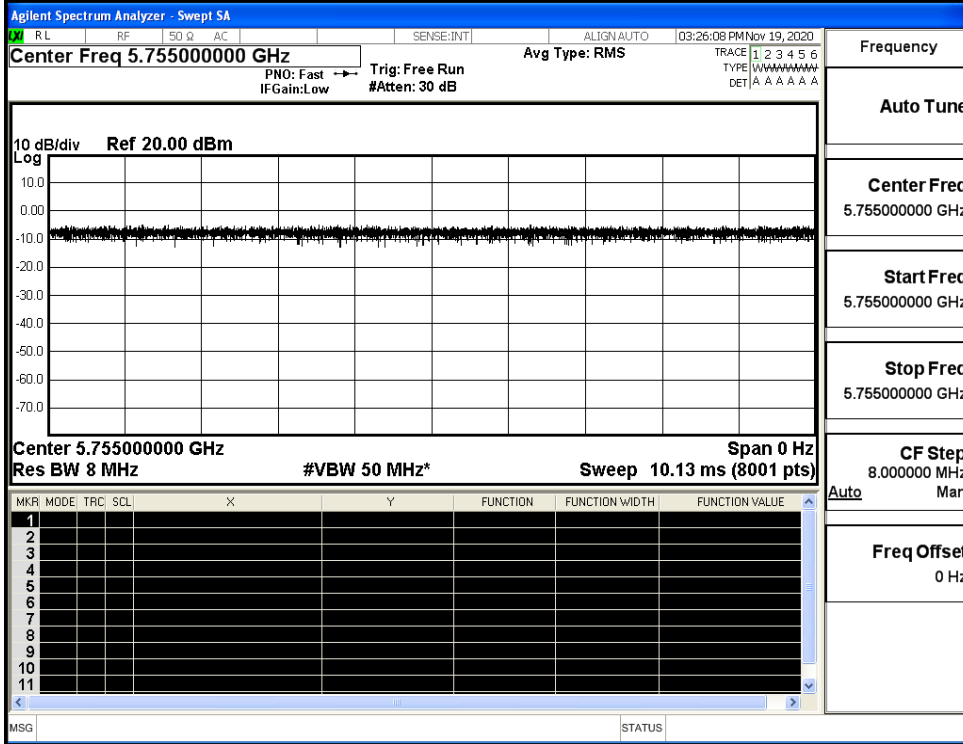
IEEE 802.11n HT20



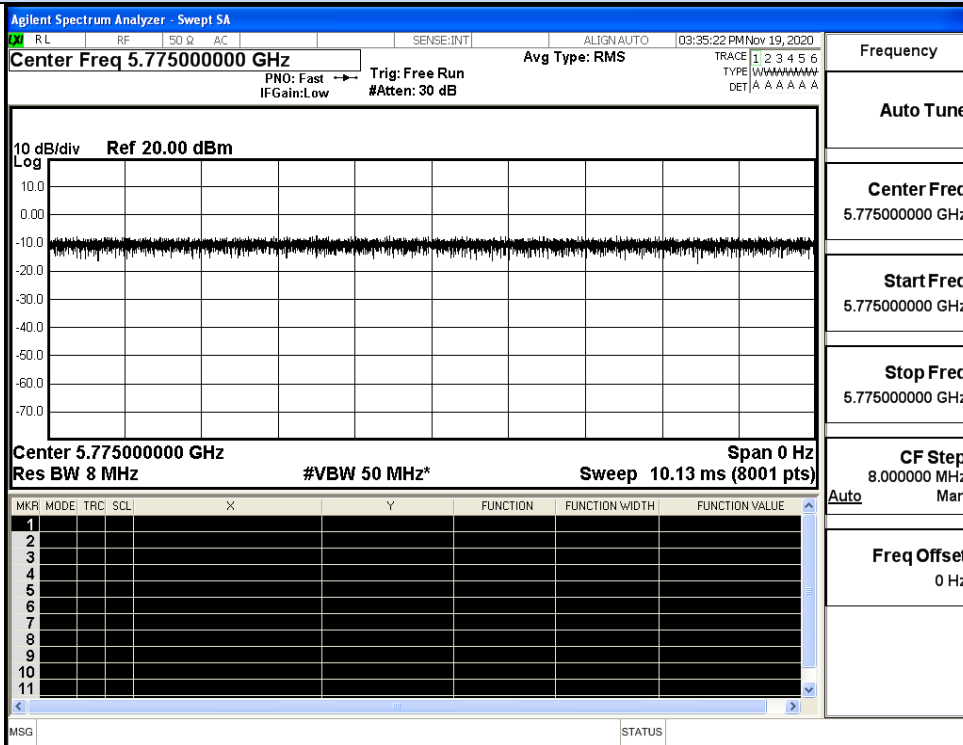
IEEE 802.11n HT40



IEEE 802.11AC20



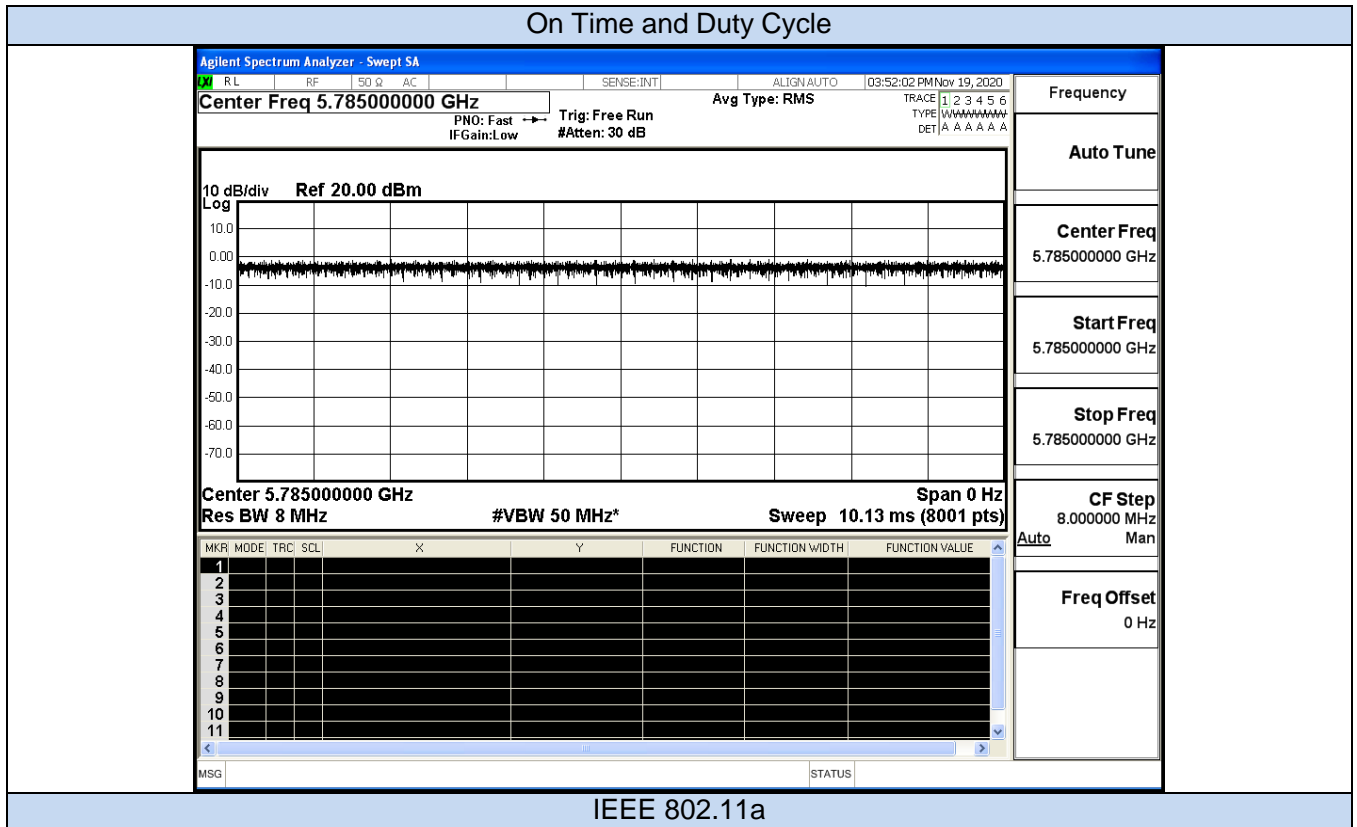
IEEE 802.11AC40

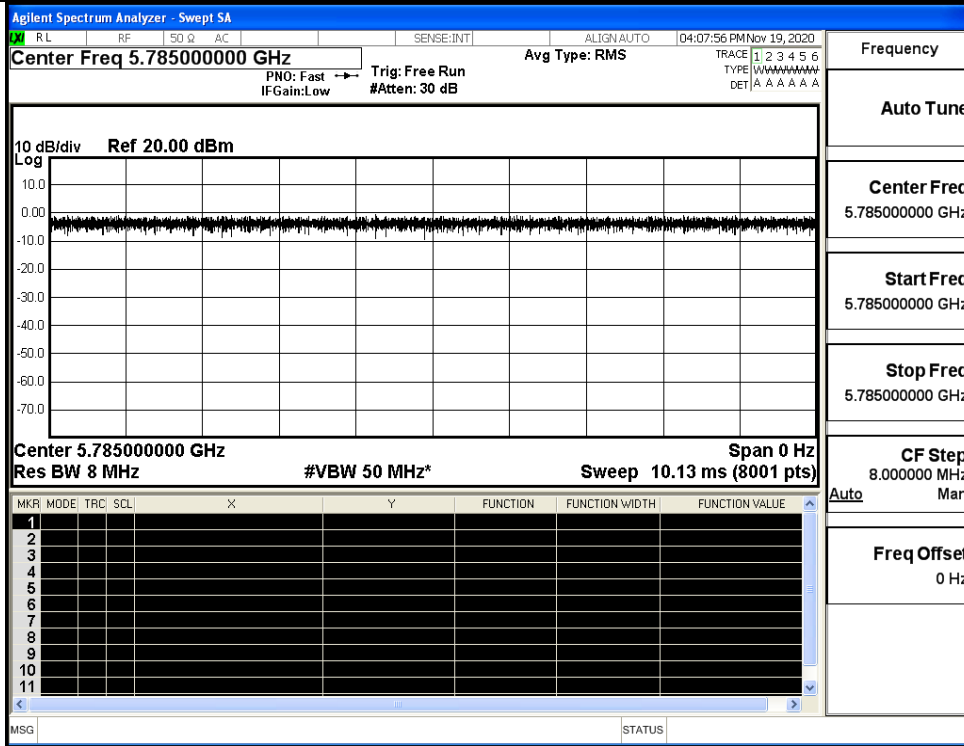


IEEE 802.11AC80

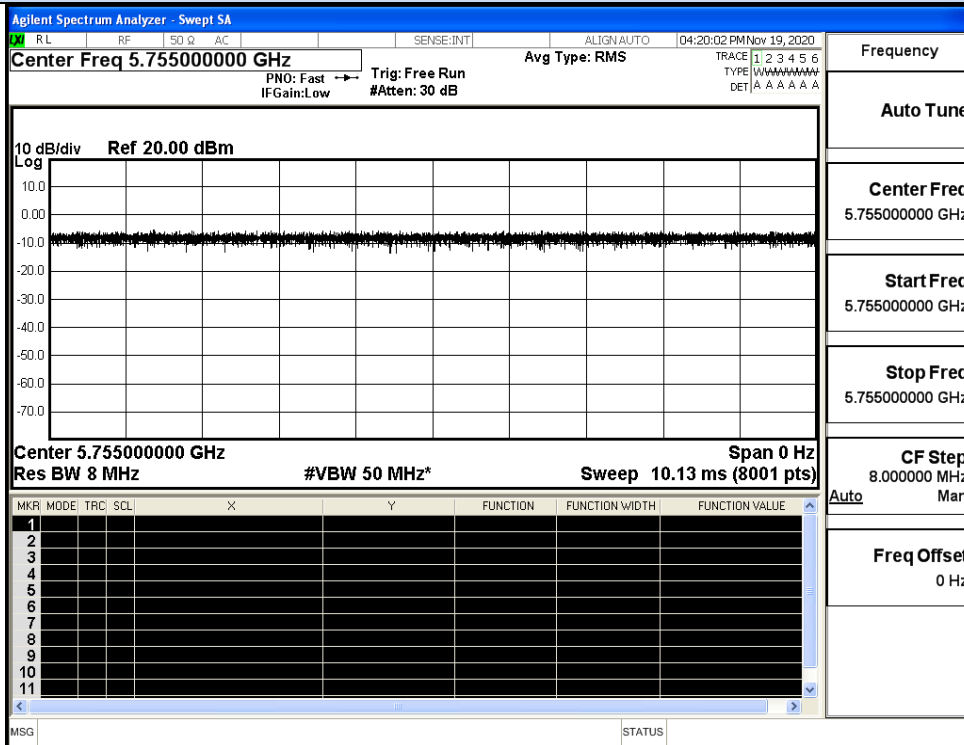
Ant1

Test Mode	Test Frequency (MHz)	Duty Cycle (%)	10log(1/x) Factor (dB)	1/B Minimum VBW(KHz)
11A	5785	100	0.00	0.01
11N20 SISO	5785	100	0.00	0.01
11N40 SISO	5755	100	0.00	0.01
11AC20 SISO	5785	100	0.00	0.01
11AC40 SISO	5755	100	0.00	0.01
11AC80 SISO	5775	100	0.00	0.01

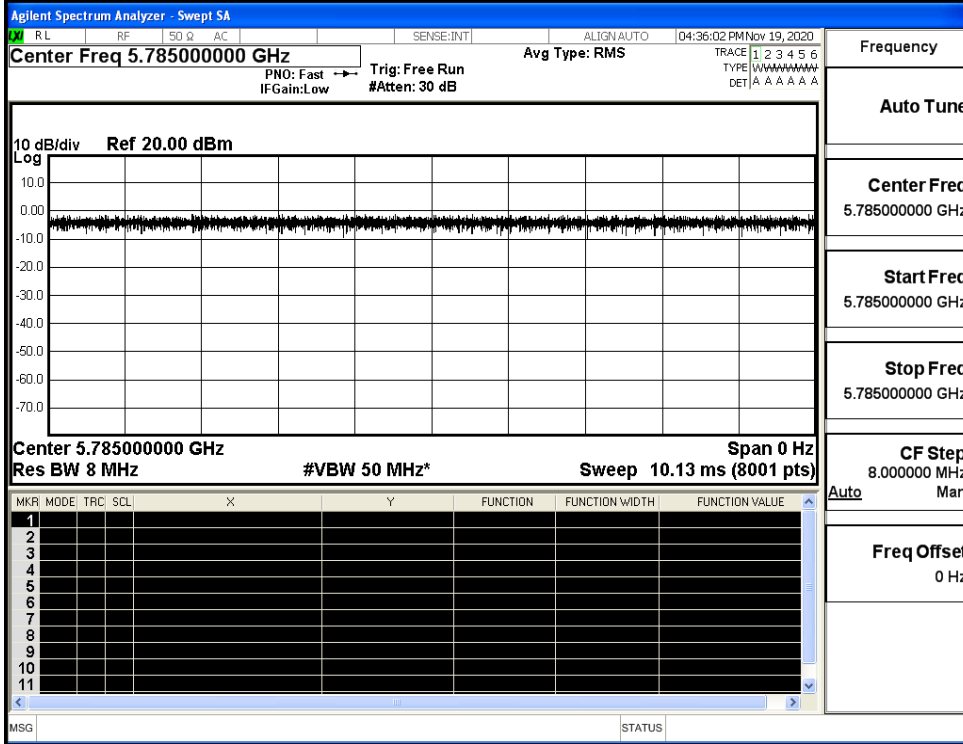




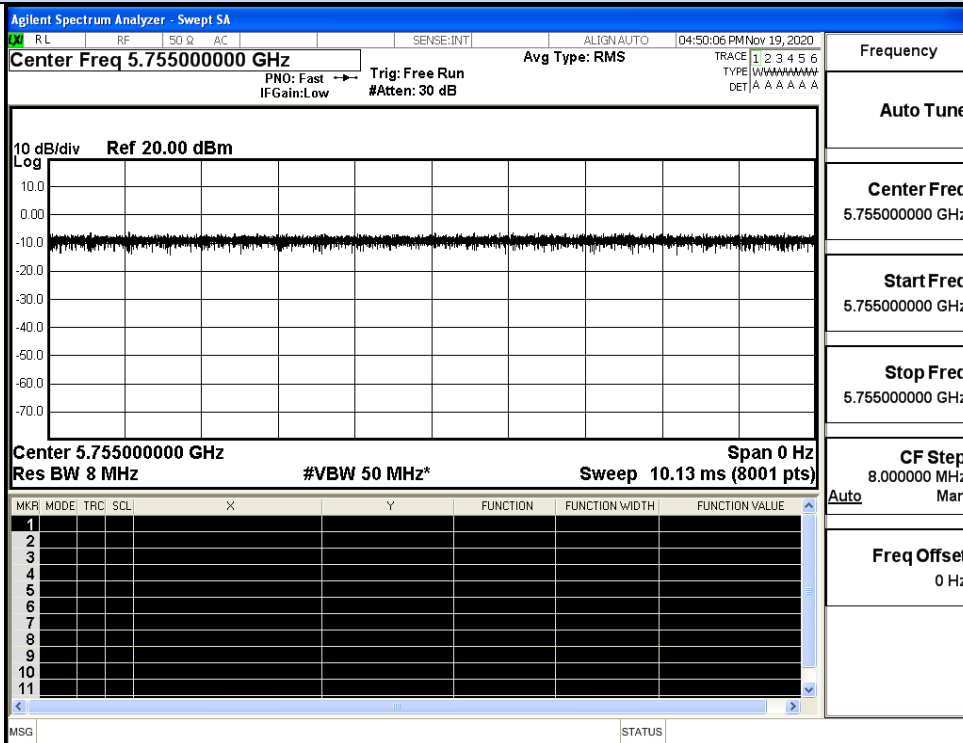
IEEE 802.11n HT20



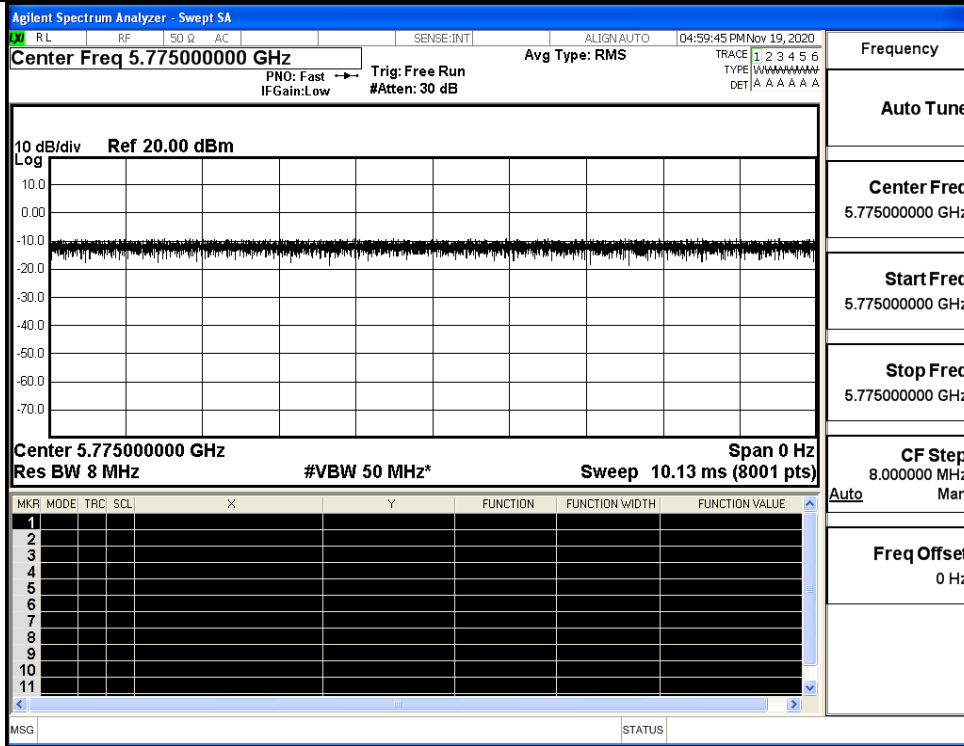
IEEE 802.11n HT40



IEEE 802.11AC20



IEEE 802.11AC40



IEEE 802.11AC80



**D.2 Maximum Conduct Output Power****Ant 0**

Test Mode	Channel	Frequency (MHz)	AVG Conducted Power (dBm)	Duty Cycle Factor(dB)	Report Conducted Power(dBm)	Limit (dBm)	Verdict
11A	149	5745	13.28	0	13.28	30	Pass
	157	5785	14.33	0	14.33		Pass
	165	5825	15.83	0	15.83		Pass
11N20 SISO	149	5745	13.46	0	13.46	30	Pass
	157	5785	14.59	0	14.59		Pass
	165	5825	15.03	0	15.03		Pass
11N40 SISO	151	5755	12.38	0	12.38	30	Pass
	159	5795	13.7	0	13.7		Pass
11AC20 SISO	149	5745	12.45	0	12.45	30	Pass
	157	5785	13.02	0	13.02		Pass
	165	5825	14.53	0	14.53		Pass
11AC40 SISO	151	5755	11.89	0	11.89	30	Pass
	159	5795	13.37	0	13.37		Pass
11AC80 SISO	155	5775	13.71	0	13.71	30	Pass

**Ant 1**

Test Mode	Channel	Frequency (MHz)	AVG Conducted Power (dBm)	Duty Cycle Factor(dB)	Report Conducted Power(dBm)	Limit (dBm)	Verdict
11A	149	5745	12.64	0	12.64	30	Pass
	157	5785	13.48	0	13.48		Pass
	165	5825	14.92	0	14.92		Pass
11N20 SISO	149	5745	12.83	0	12.83	30	Pass
	157	5785	13.86	0	13.86		Pass
	165	5825	14.87	0	14.87		Pass
11N40 SISO	151	5755	12.14	0	12.14	30	Pass
	159	5795	13.41	0	13.41		Pass
11AC20 SISO	149	5745	11.74	0	11.74	30	Pass
	157	5785	12.44	0	12.44		Pass
	165	5825	13.85	0	13.85		Pass
11AC40 SISO	151	5755	10.94	0	10.94	30	Pass
	159	5795	12.37	0	12.37		Pass
11AC80 SISO	155	5775	12.38	0	12.38	30	Pass

**ANT0+ANT1**

Test Mode	Channel	Frequency (MHz)	AVG Conducted Power (dBm)			Limit (dBm)
			Ant0	Ant1	Sum	
11N20	149	5745	13.46	12.83	16.17	30
	157	5785	14.59	13.86	17.25	
	165	5825	15.03	14.87	17.96	
11N40	151	5755	12.38	12.14	15.27	30
	159	5795	13.7	13.41	16.57	
11AC20	149	5745	12.45	11.74	15.12	30
	157	5785	13.02	12.44	15.75	
	165	5825	14.53	13.85	17.21	
11AC40	151	5755	11.89	10.94	14.45	30
	159	5795	13.37	12.37	15.91	
11AC80	155	5775	13.71	12.38	16.11	30

**D.3 Power Spectral Density****Ant0**

Test Mode	Channel	Frequency (MHz)	Power Density (dBm/300KHz)	Duty Cycle Factor (dB)	RBW Factor (dB)	Report Power Density (dBm/500KHz)	Limit (dBm/500KHz)	Verdict
11A	149	5745	-0.74	0	2.218	1.48	30	Pass
	157	5785	0.04	0	2.218	2.26		Pass
	165	5825	1.54	0	2.218	3.76		Pass
11N20 SISO	149	5745	-1.49	0	2.218	0.73	30	Pass
	157	5785	-1.09	0	2.218	1.13		Pass
	165	5825	-0.04	0	2.218	2.18		Pass
11N40 SISO	151	5755	-5.06	0	2.218	-2.84	30	Pass
	159	5795	-3.42	0	2.218	-1.20		Pass
11AC20 SISO	149	5745	-1.90	0	2.218	0.32	30	Pass
	157	5785	-0.52	0	2.218	1.70		Pass
	165	5825	0.46	0	2.218	2.67		Pass
11AC40 SISO	151	5755	-5.35	0	2.218	-3.13	30	Pass
	159	5795	-3.30	0	2.218	-1.09		Pass
11AC80 SISO	155	5775	-6.13	0	2.218	-3.91	30	Pass

**Ant1**

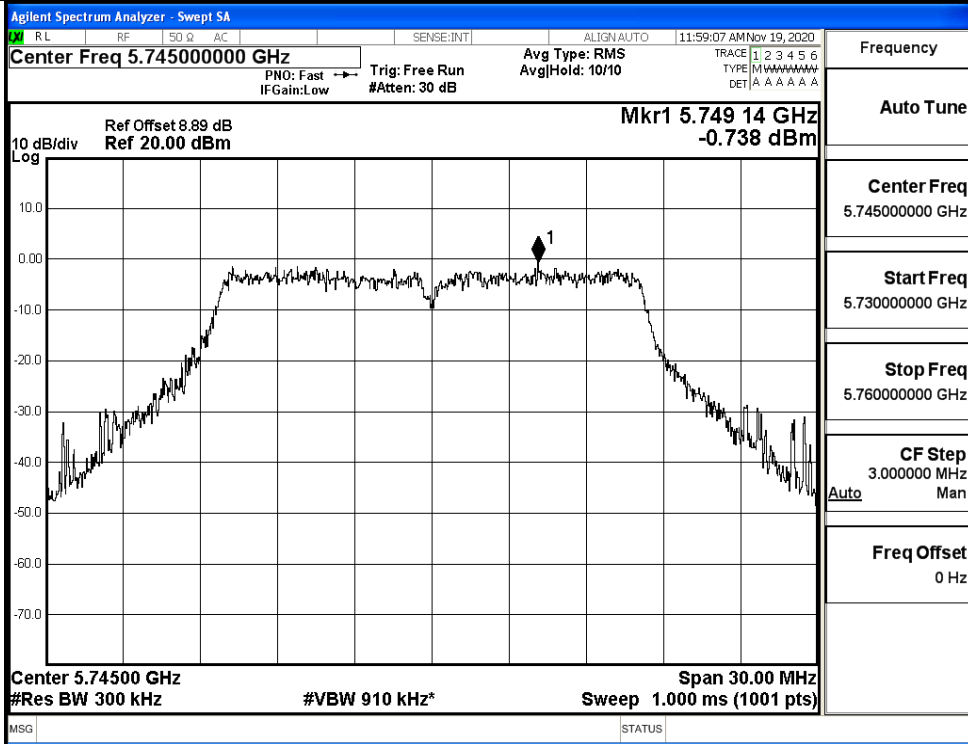
Test Mode	Channel	Frequency (MHz)	Power Density (dBm/300KHz)	Duty Cycle Factor (dB)	RBW Factor (dB)	Report Power Density (dBm/500KHz)	Limit (dBm/500KHz)	Verdict
11A	149	5745	-1.41	0	2.218	0.81	30	Pass
	157	5785	-0.49	0	2.218	1.73		Pass
	165	5825	0.72	0	2.218	2.94		Pass
11N20 SISO	149	5745	-2.11	0	2.218	0.10	30	Pass
	157	5785	-1.12	0	2.218	1.10		Pass
	165	5825	-0.08	0	2.218	2.14		Pass
11N40 SISO	151	5755	-5.99	0	2.218	-3.77	30	Pass
	159	5795	-3.91	0	2.218	-1.69		Pass
11AC20 SISO	149	5745	-2.47	0	2.218	-0.26	30	Pass
	157	5785	-1.25	0	2.218	0.96		Pass
	165	5825	0.39	0	2.218	2.61		Pass
11AC40 SISO	151	5755	-6.63	0	2.218	-4.41	30	Pass
	159	5795	-4.77	0	2.218	-2.56		Pass
11AC80 SISO	155	5775	-6.21	0	2.218	-4.00	30	Pass

**ANT0+ANT1**

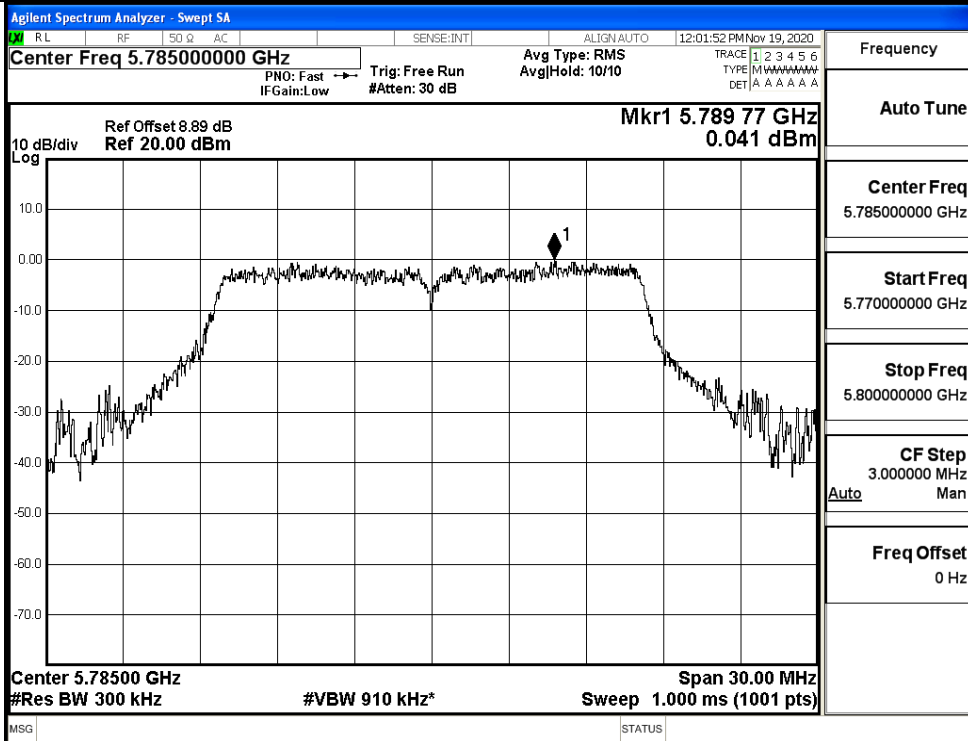
Test Mode	Channel	Frequency (MHz)	Report Power Density (dBm/500KHz)			Limit (dBm)
			Ant0	Ant1	Sum	
11N20	149	5745	0.73	0.10	3.44	30
	157	5785	1.13	1.10	4.13	
	165	5825	2.18	2.14	5.17	
11N40	151	5755	-2.84	-3.77	-0.27	30
	159	5795	-1.20	-1.69	1.57	
11AC20	149	5745	0.32	-0.26	3.05	30
	157	5785	1.70	0.96	4.36	
	165	5825	2.67	2.61	5.65	
11AC40	151	5755	-3.13	-4.41	-0.71	30
	159	5795	-1.09	-2.56	1.25	
11AC80	155	5775	-3.91	-4.00	-0.94	30

**ANTO**

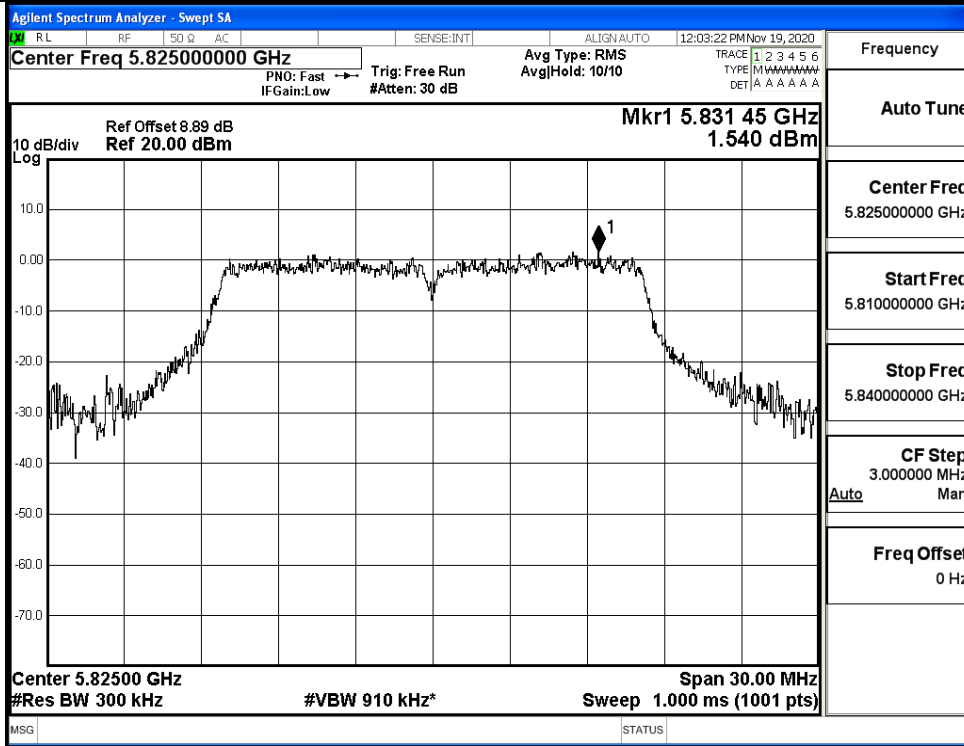
**Power Spectral Density**



**IEEE 802.11a / Channel 149 / 5745MHz**

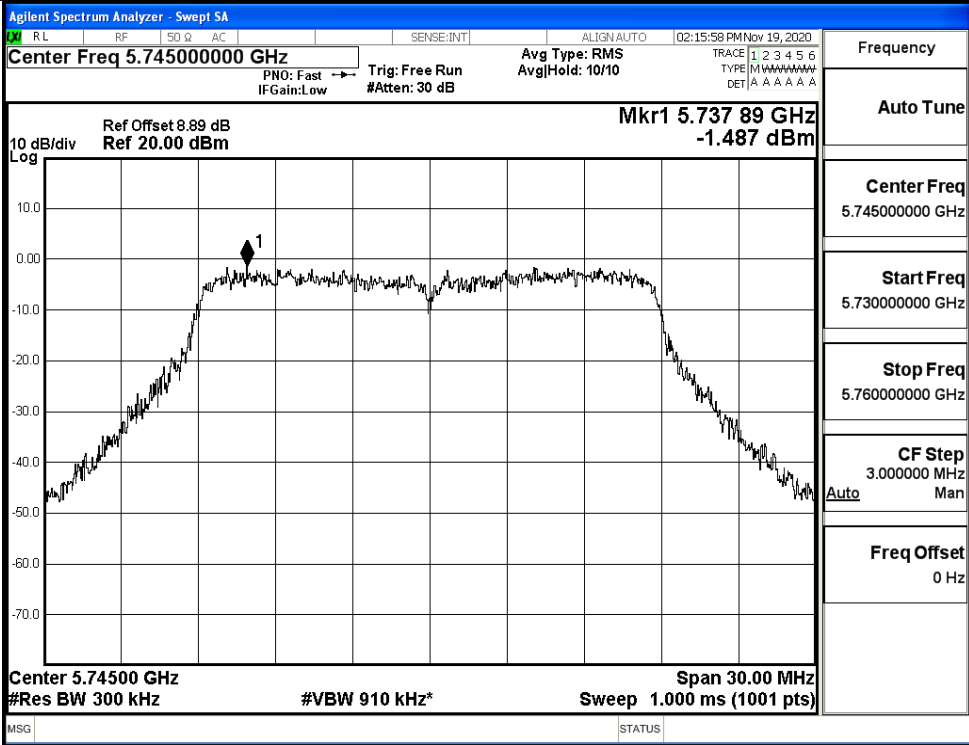


**IEEE 802.11a / Channel 157 / 5785MHz**

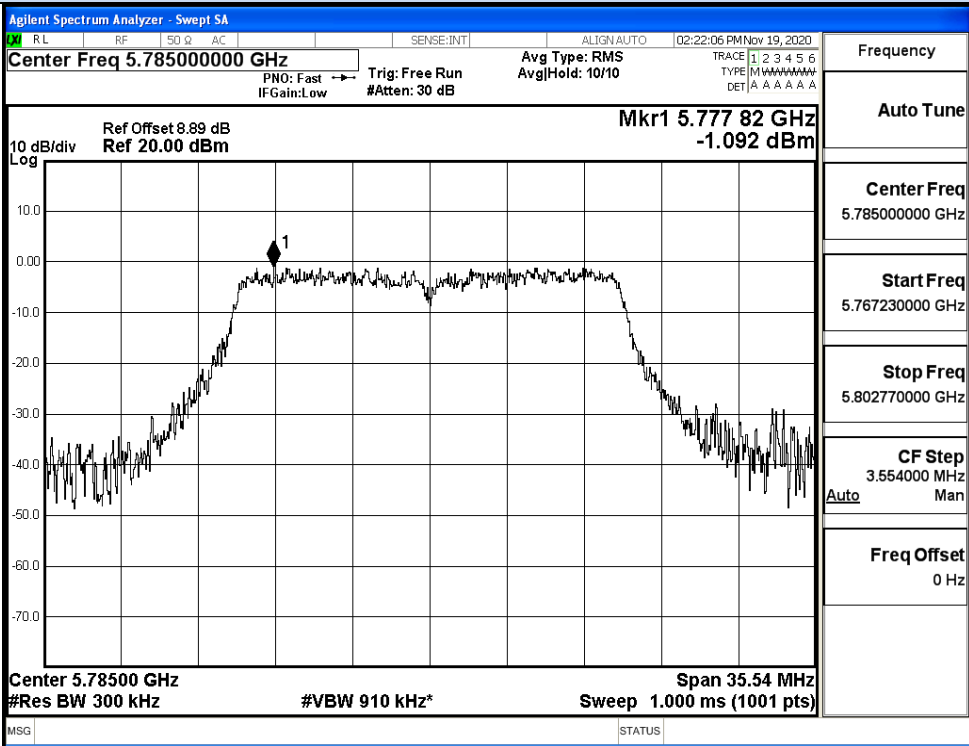


IEEE 802.11na / Channel 165 / 5825MHz

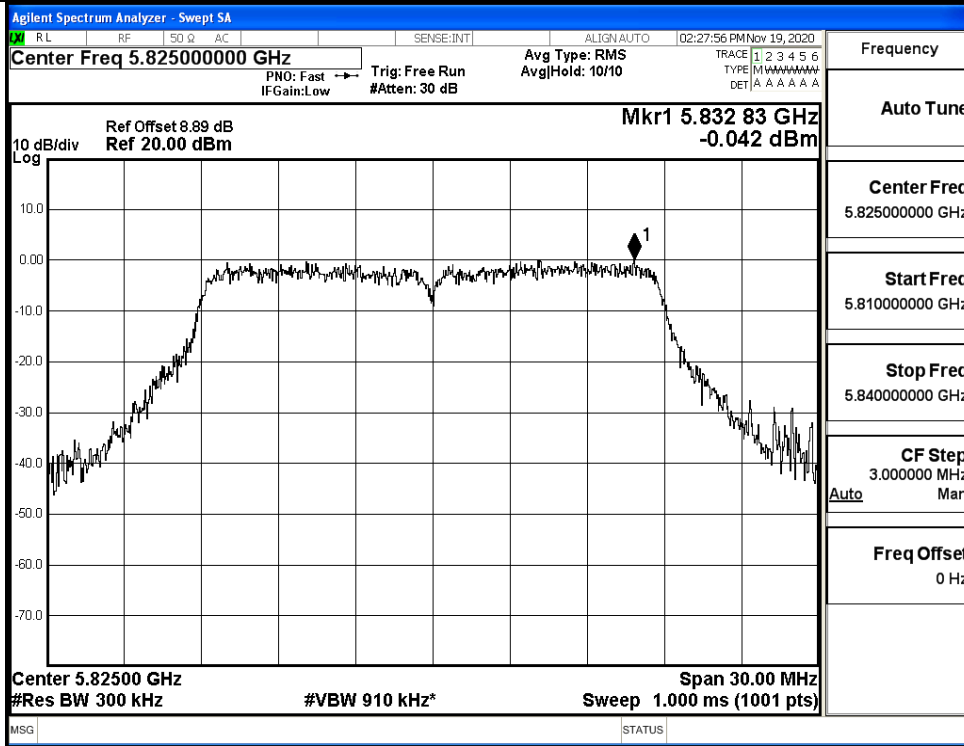
Power Spectral Density



IEEE 802.11n20 / Channel 149 / 5745MHz



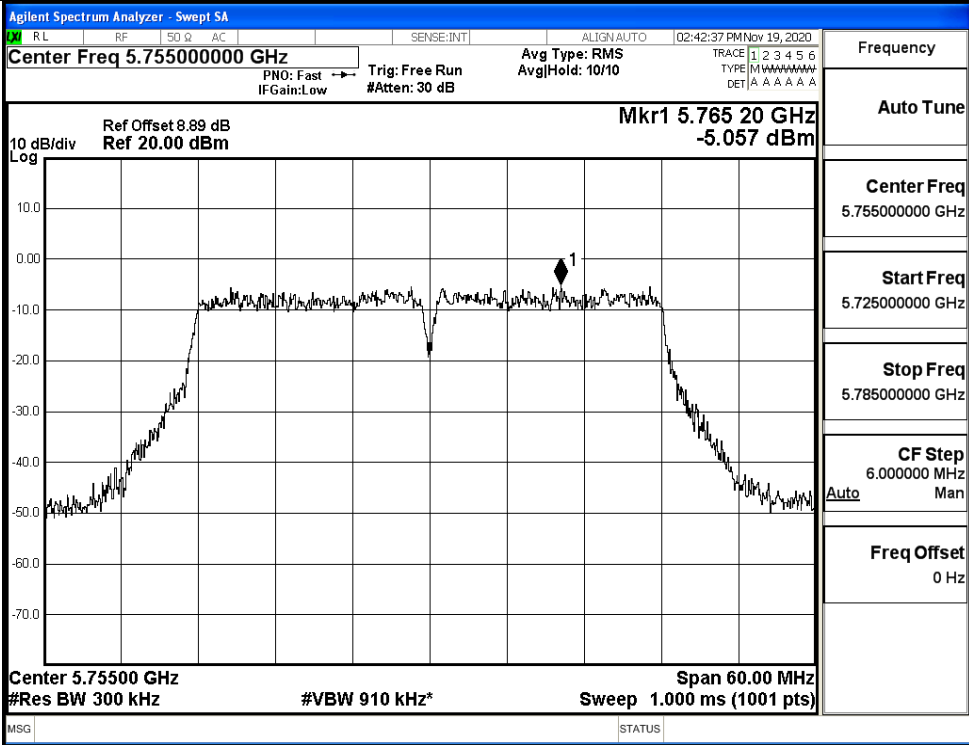
IEEE 802.11n20 / Channel 157 / 5785MHz



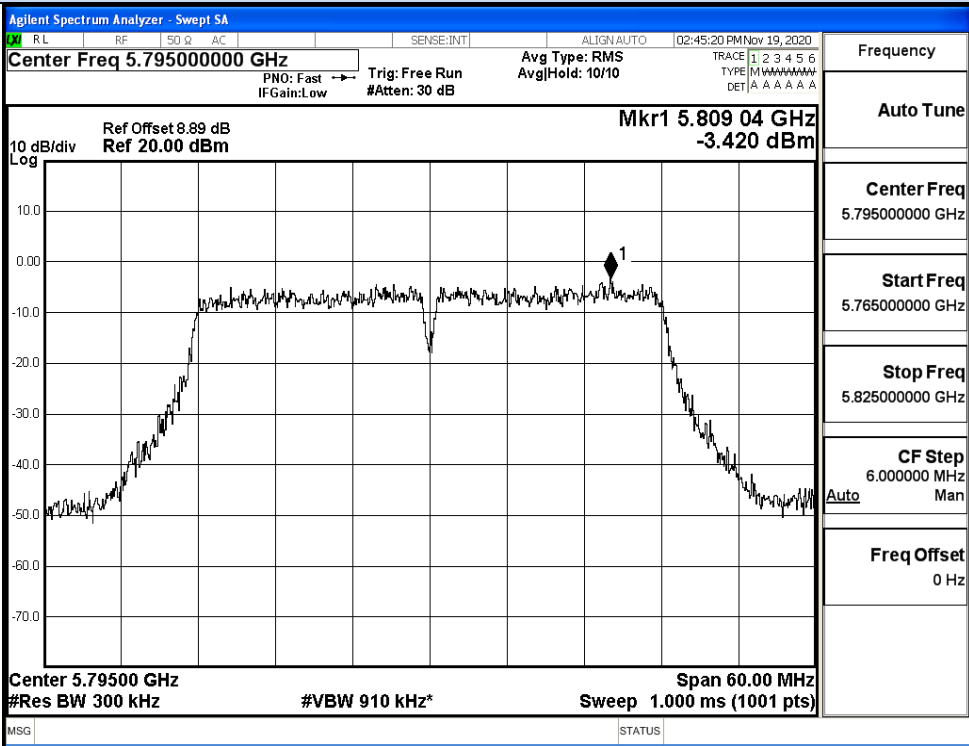
IEEE 802.11n20 / Channel 165 / 5825MHz



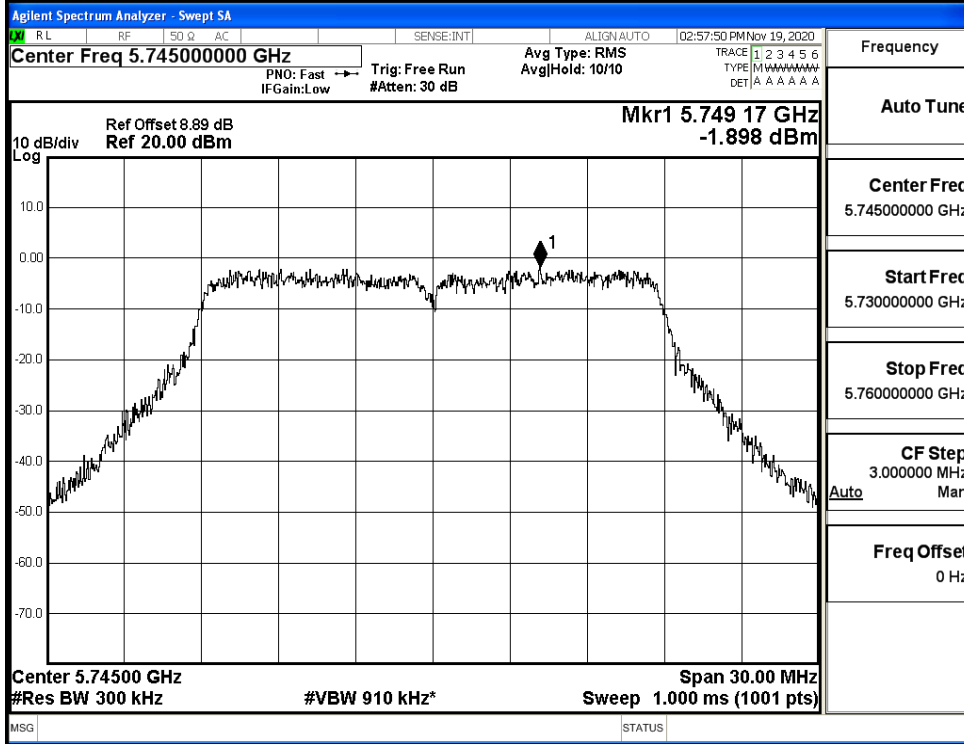
Power Spectral Density



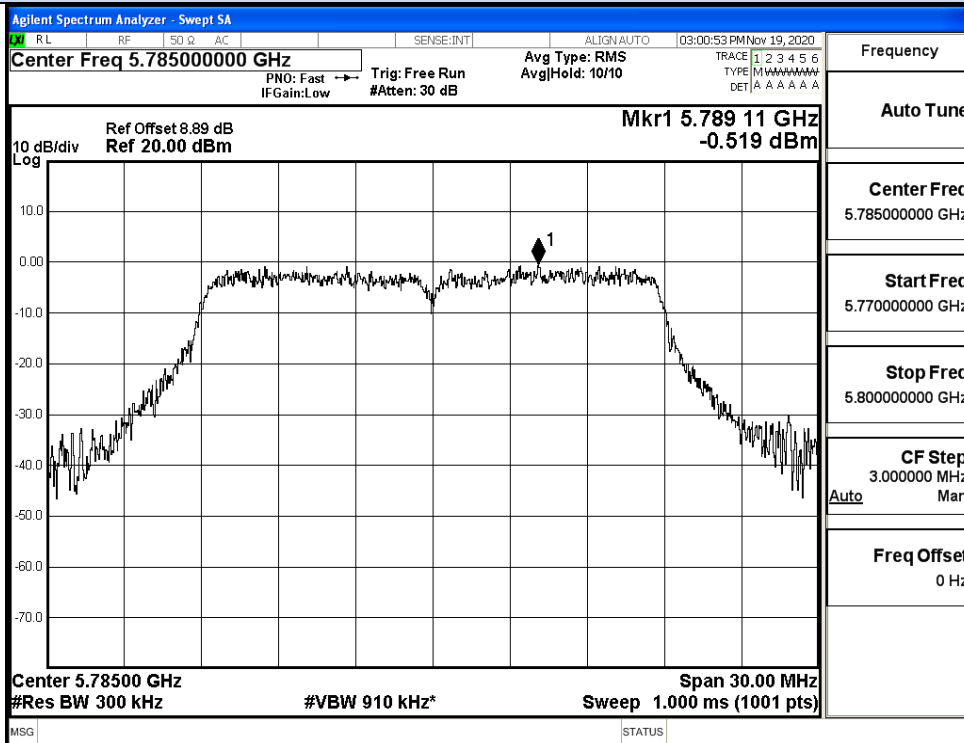
IEEE 802.11n40 / Channel 151 / 5755MHz



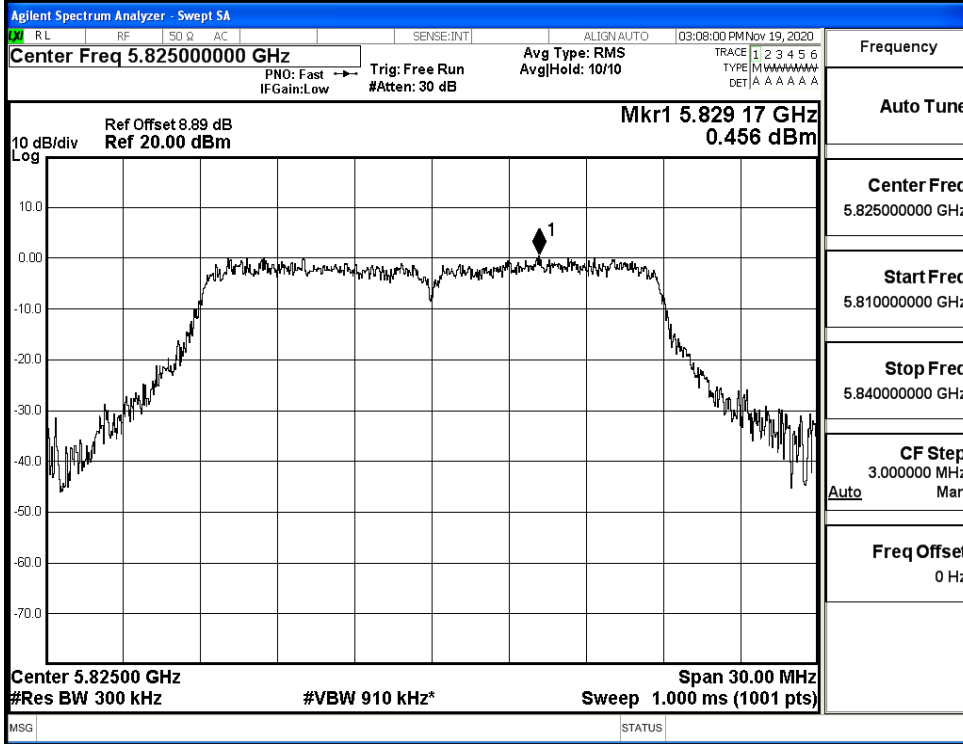
IEEE 802.11n40 / Channel 159 / 5795MHz



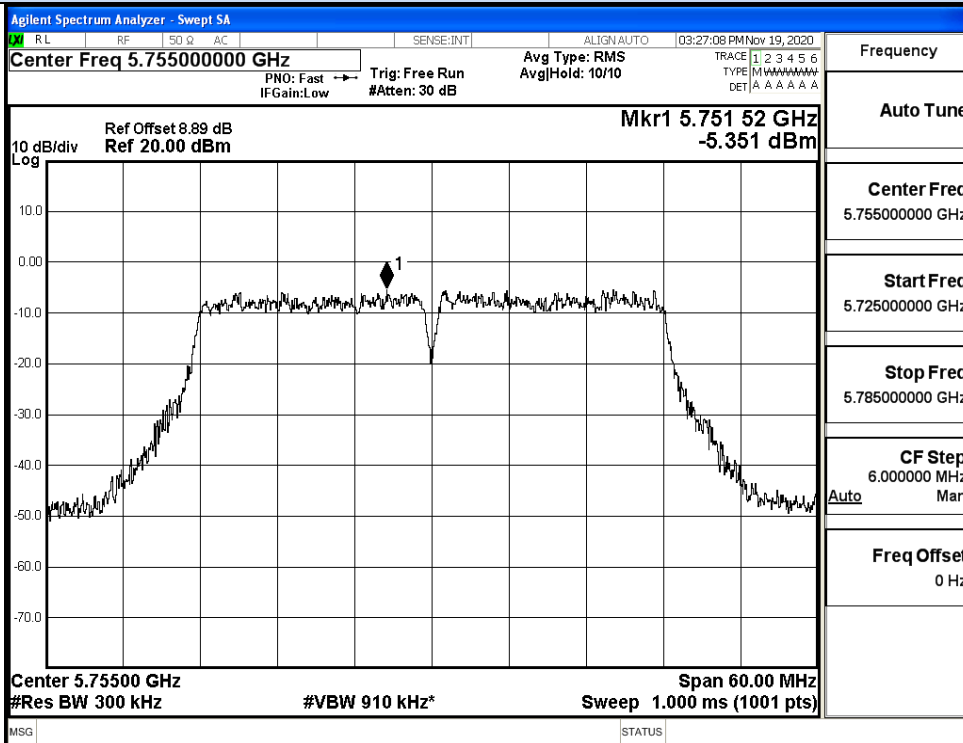
IEEE 802.11ac20 / Channel 149 / 5745MHz



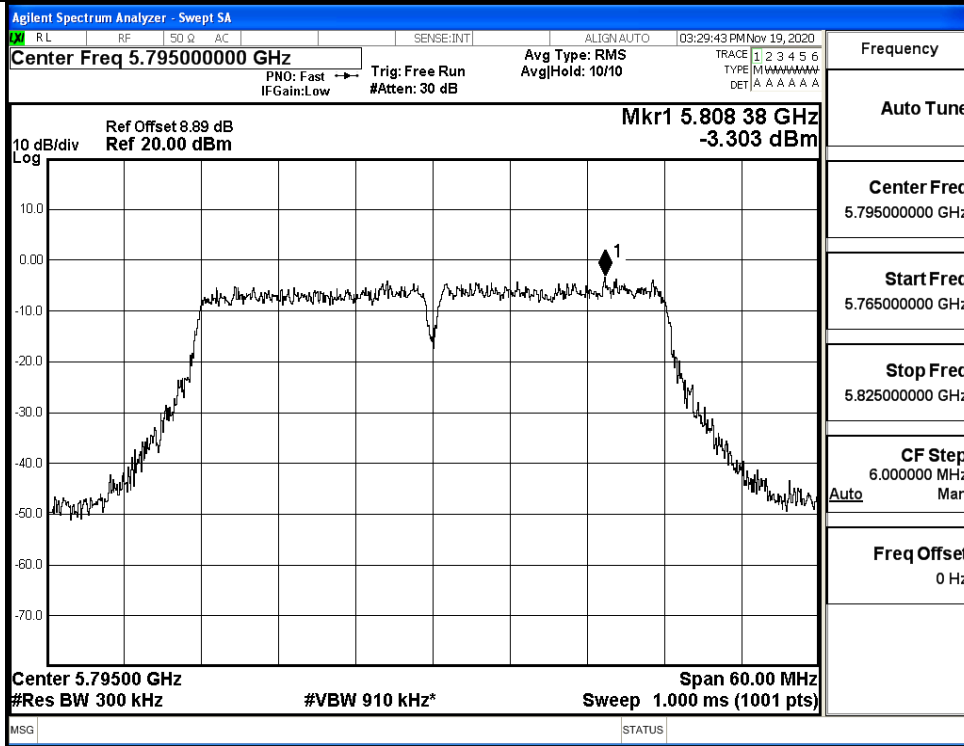
IEEE 802.11ac20 / Channel 157 / 5785MHz



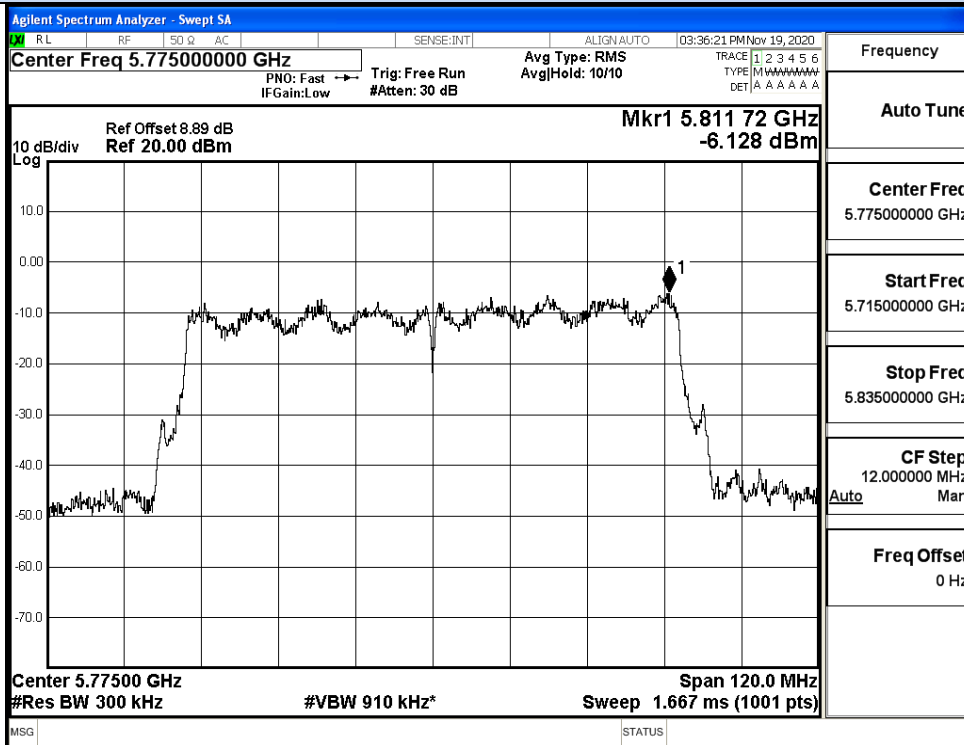
IEEE 802.11ac20 / Channel 165 / 5825MHz



IEEE 802.11ac40 / Channel 151 / 5755MHz



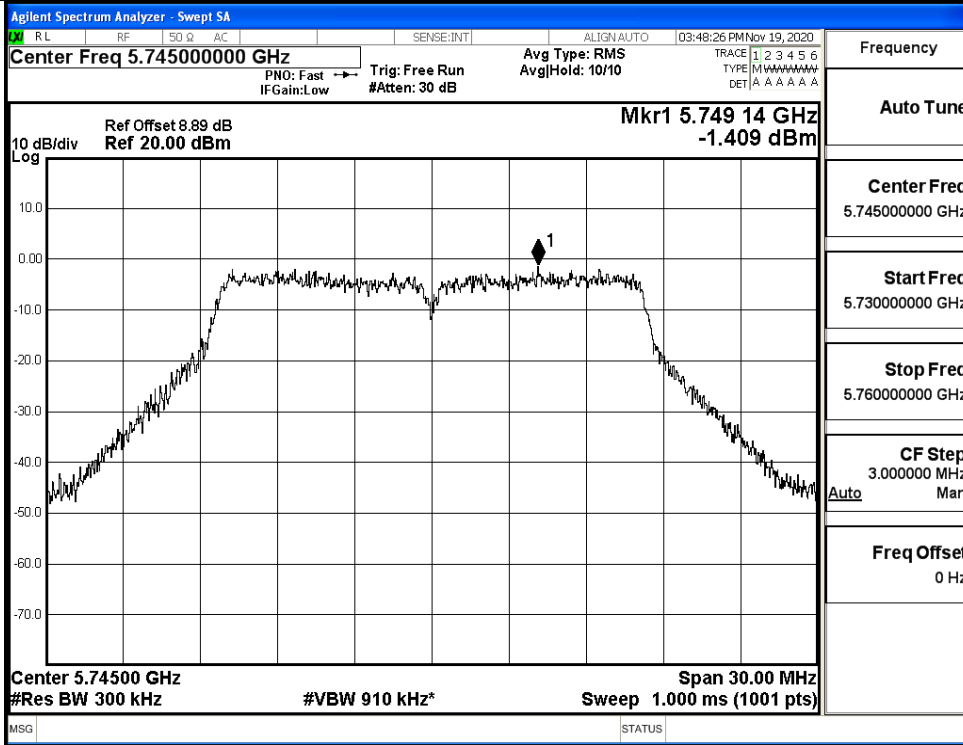
IEEE 802.11ac40 / Channel 159 / 5795MHz



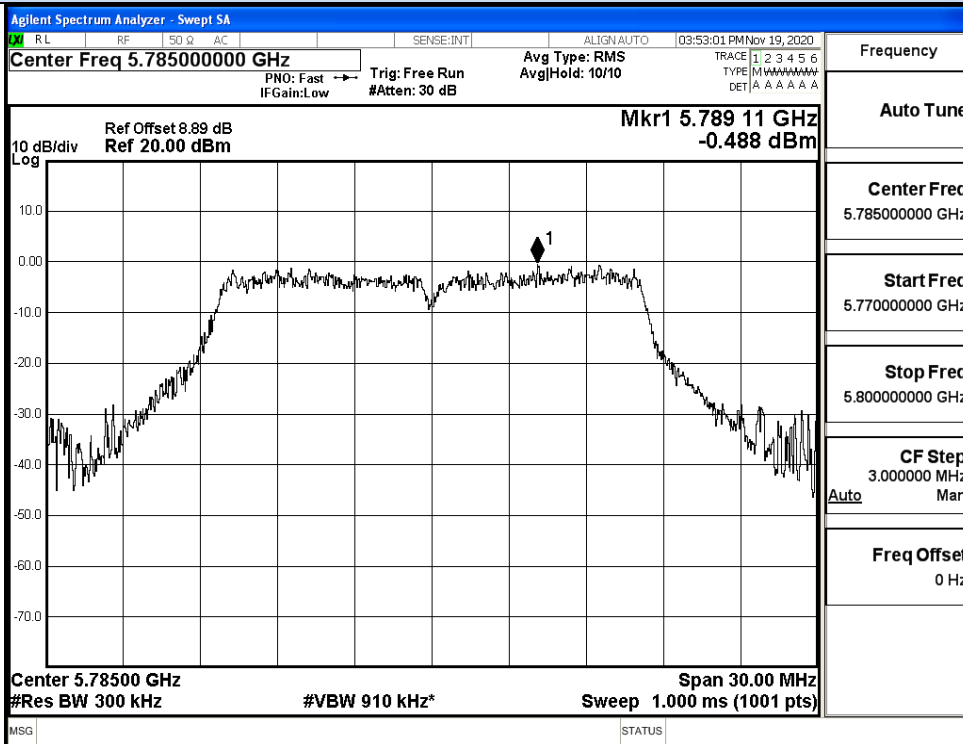
IEEE 802.11ac80 / Channel 155/ 5775MHz

Ant1

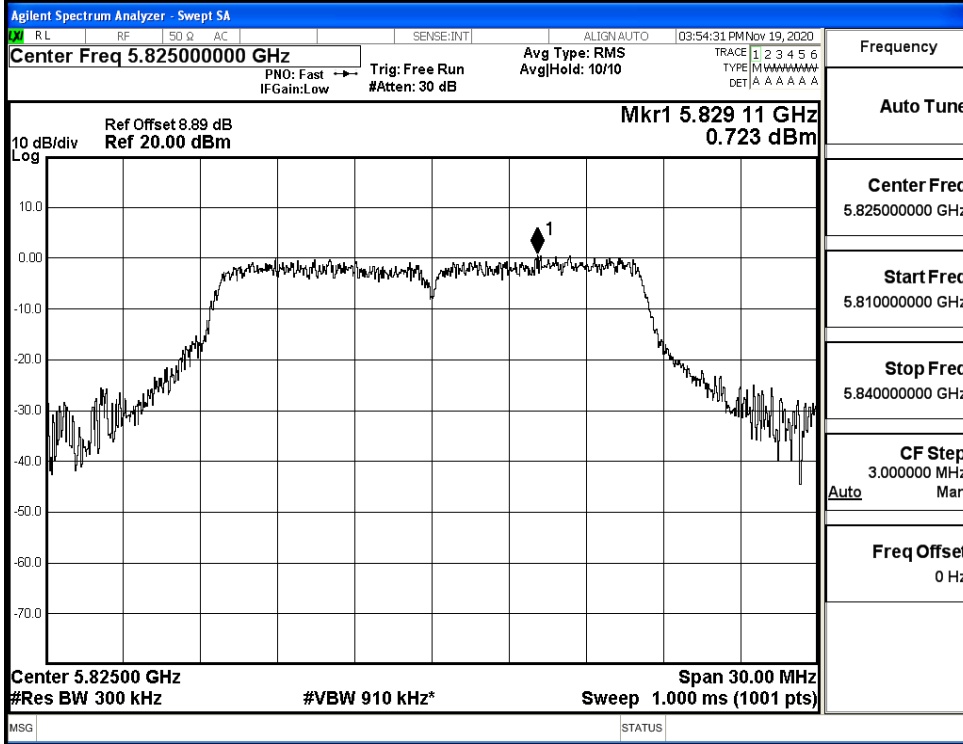
Power Spectral Density



IEEE 802.11a / Channel 149 / 5745MHz

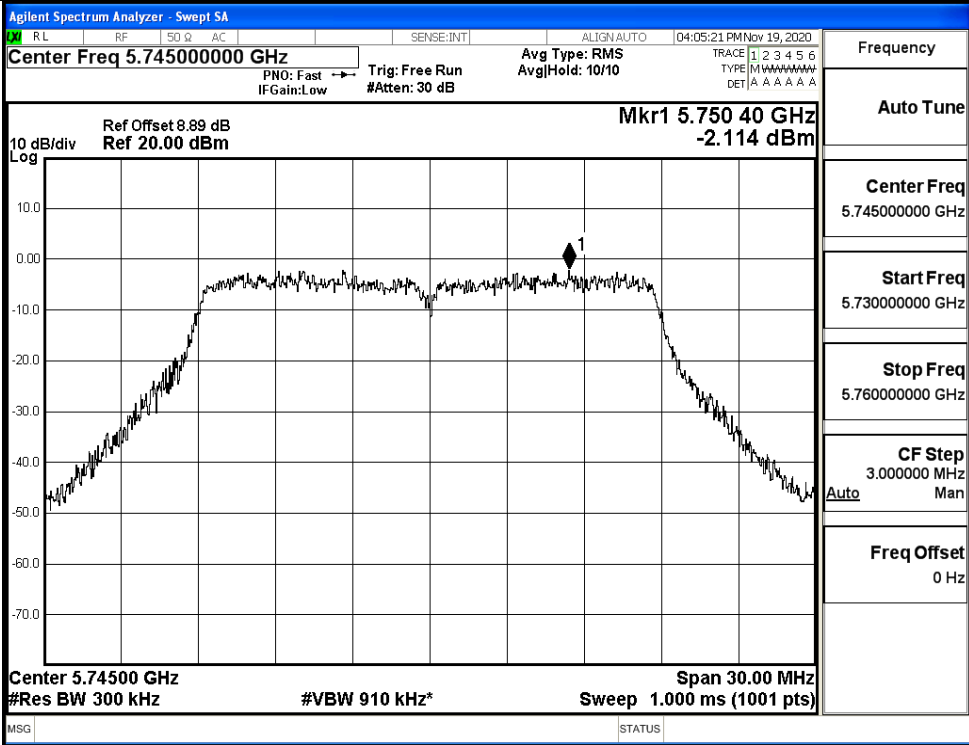


IEEE 802.11na / Channel 157 / 5785MHz

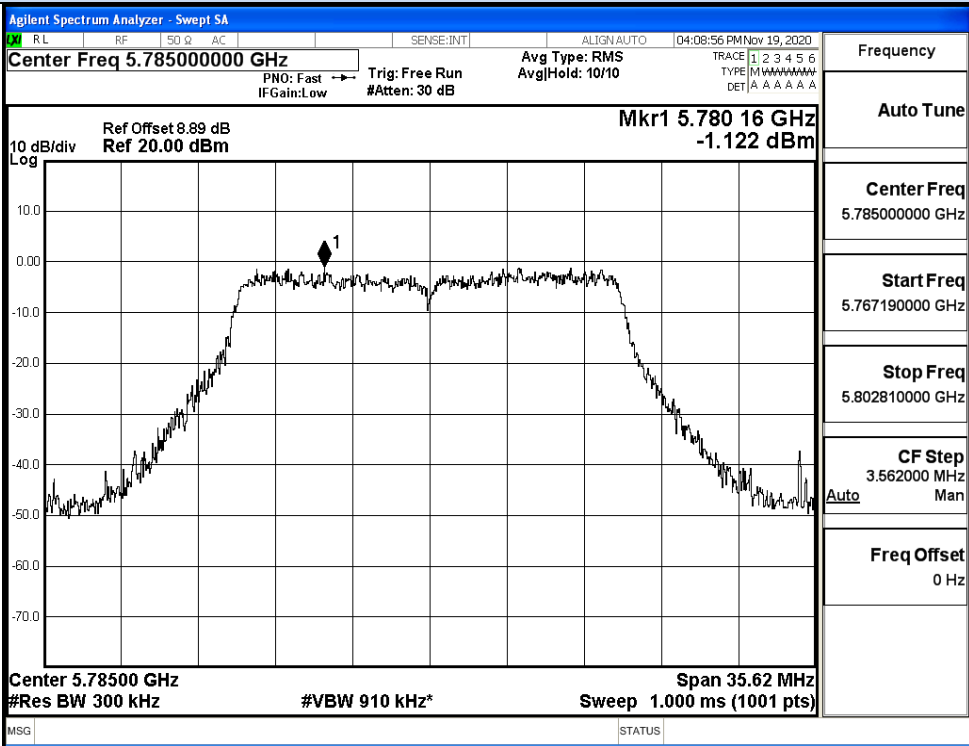


IEEE 802.11na / Channel 165 / 5825MHz

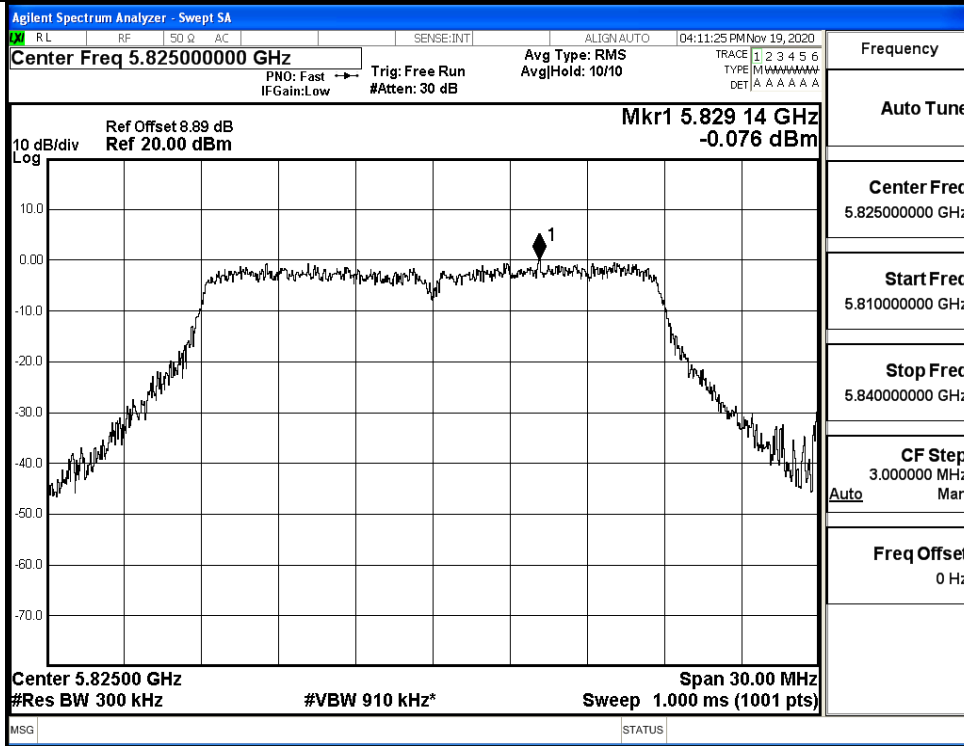
Power Spectral Density



IEEE 802.11n20 / Channel 149 / 5745MHz



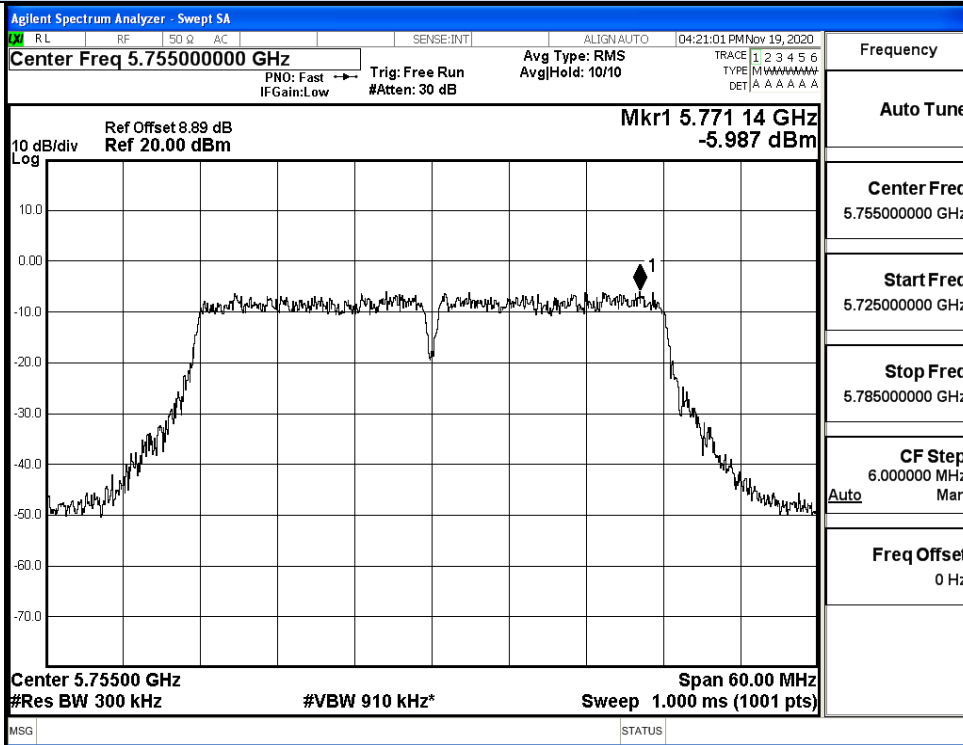
IEEE 802.11n20 / Channel 157 / 5785MHz



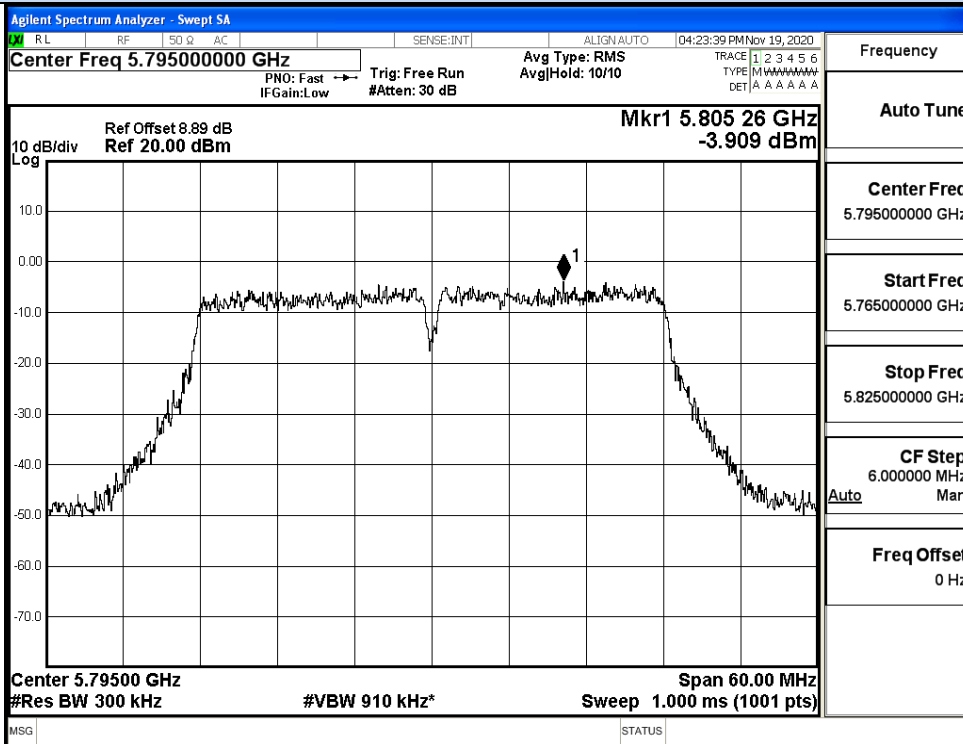
IEEE 802.11n20 / Channel 165 / 5825MHz



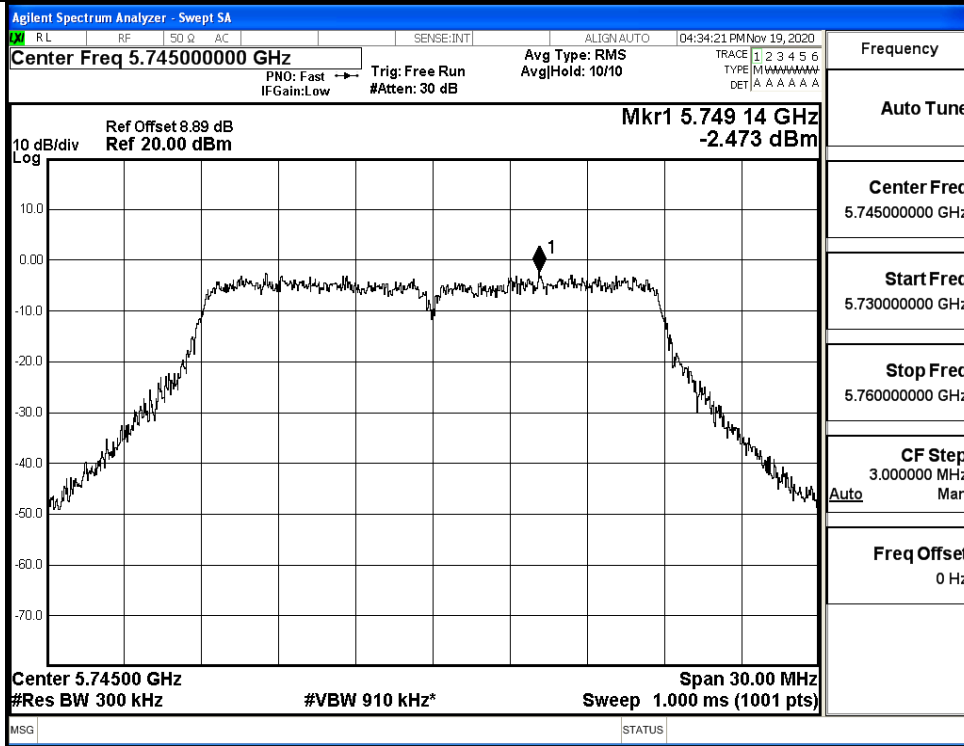
Power Spectral Density



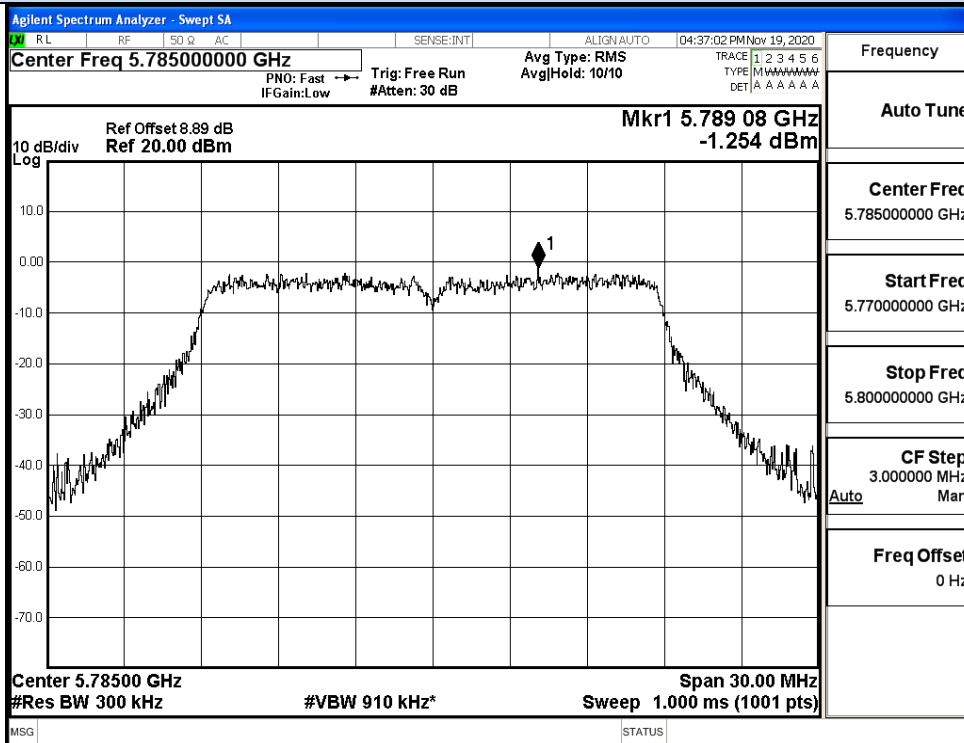
IEEE 802.11n40 / Channel 151 / 5755MHz



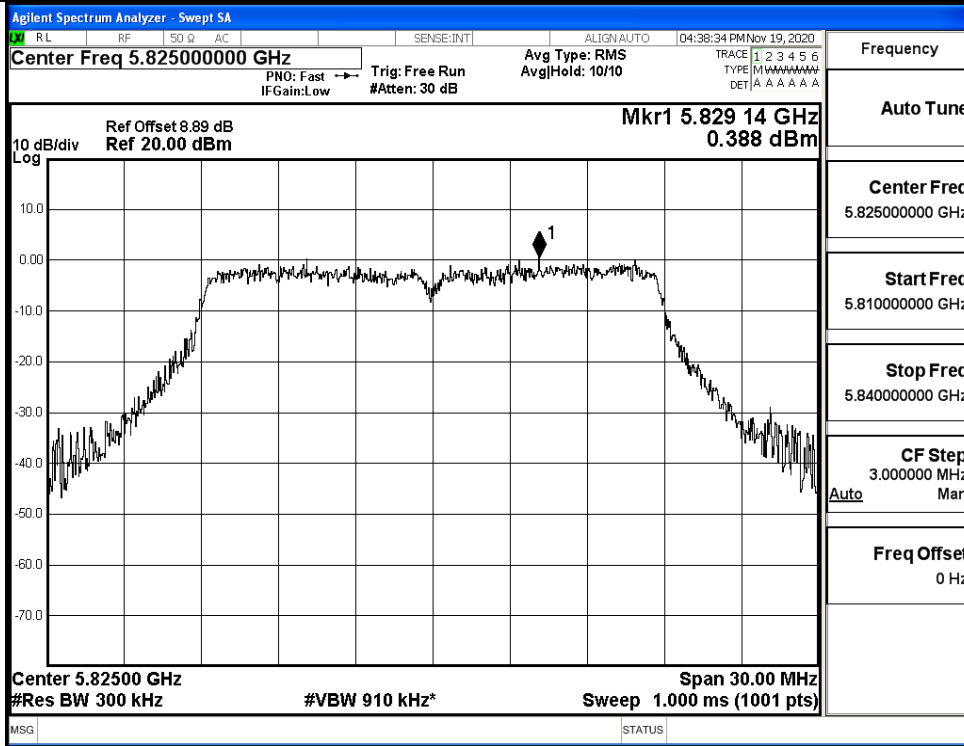
IEEE 802.11n40 / Channel 159 / 5795MHz



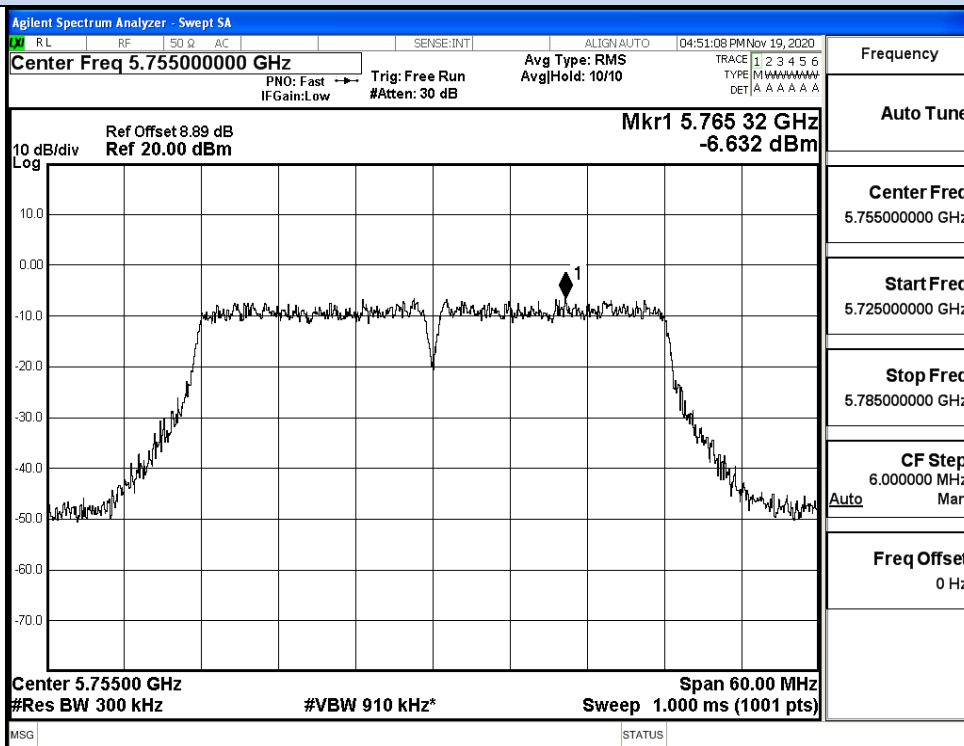
IEEE 802.11ac20 / Channel 149 / 5745MHz



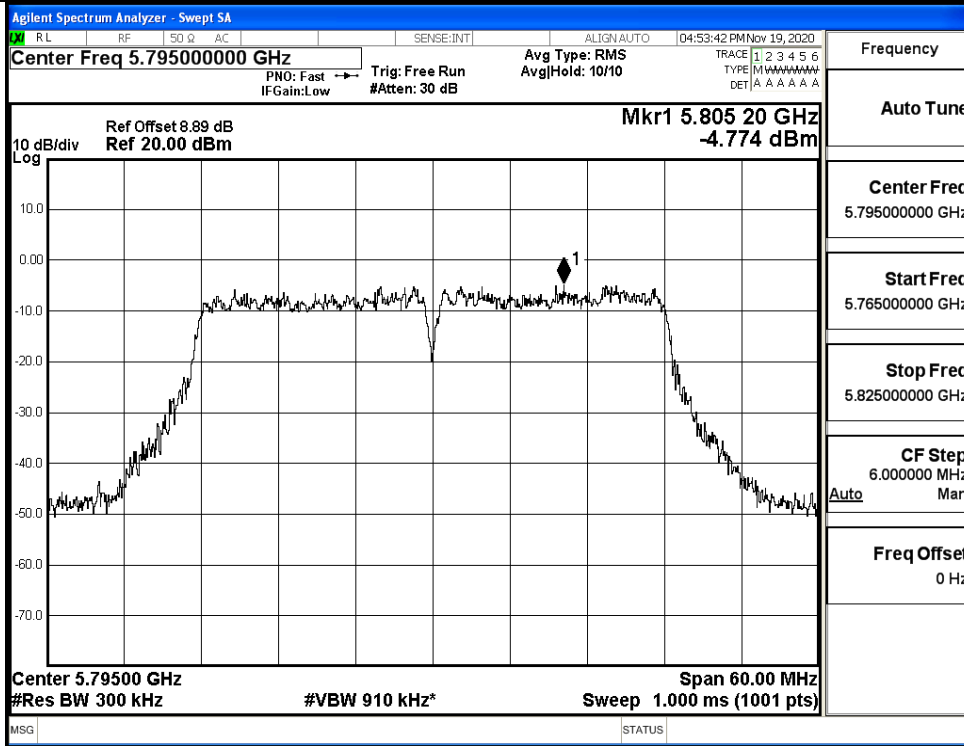
IEEE 802.11ac20 / Channel 157 / 5785MHz



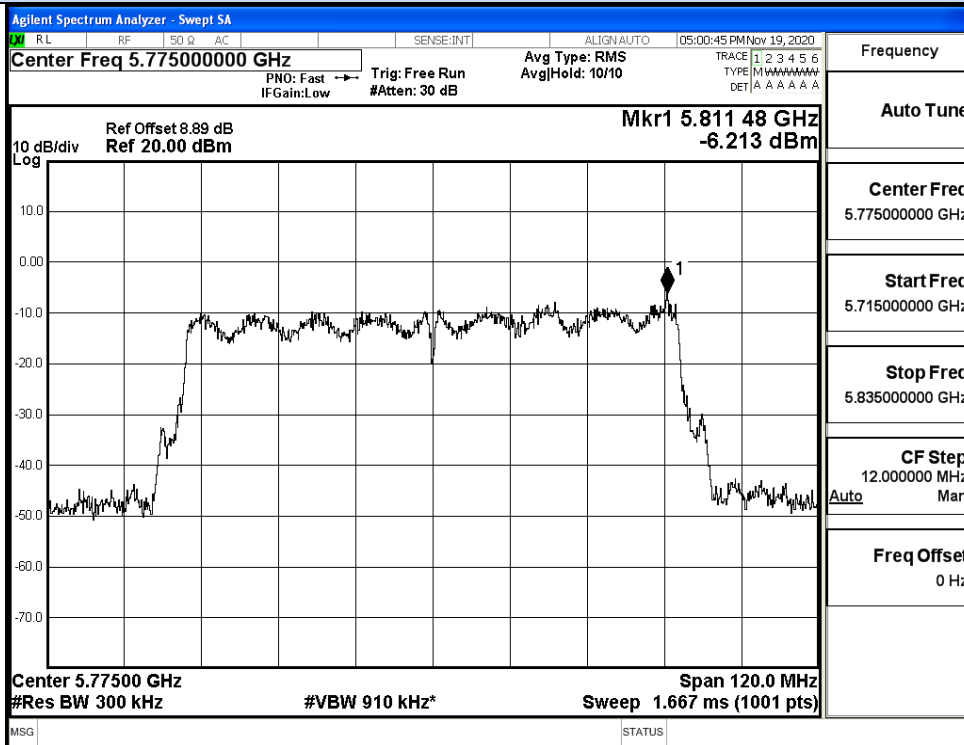
IEEE 802.11ac20 / Channel 165 / 5825MHz



IEEE 802.11ac40 / Channel 151 / 5755MHz



IEEE 802.11ac40 / Channel 159 / 5795MHz

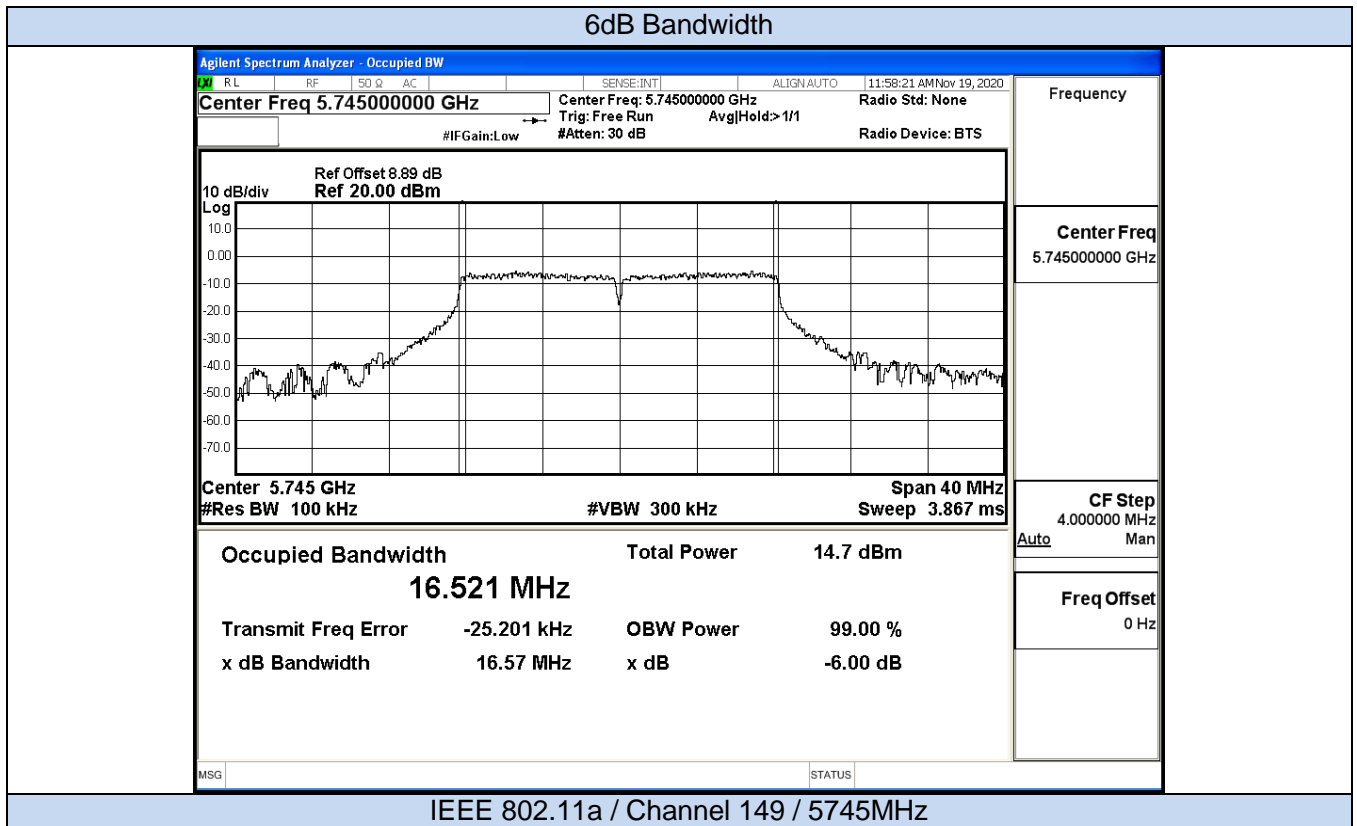


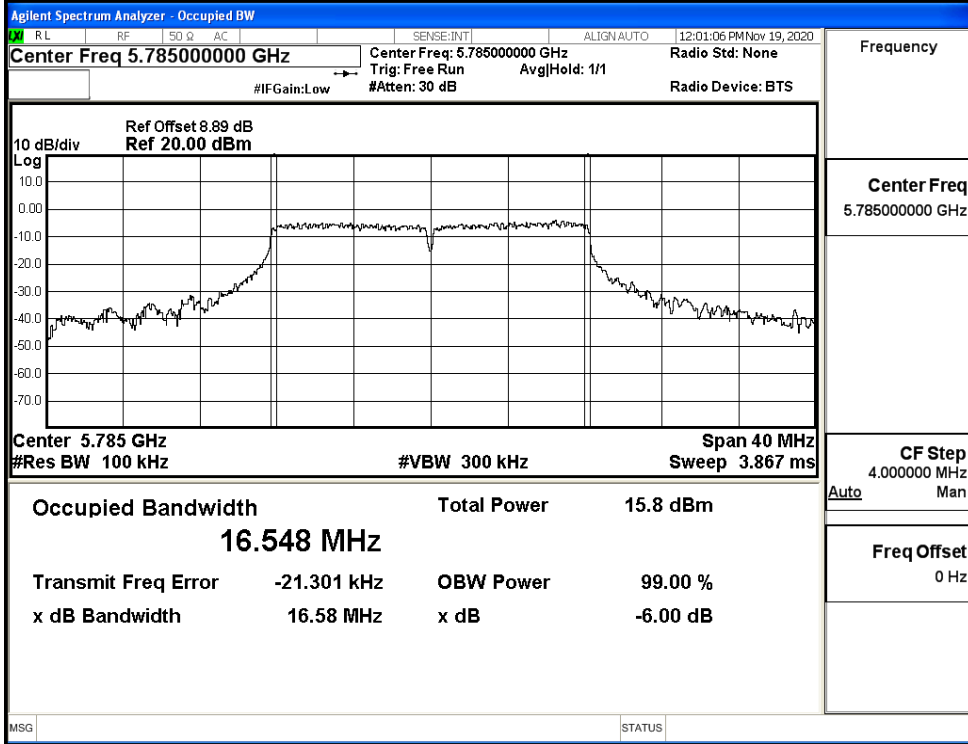
IEEE 802.11ac80 / Channel 155/ 5775MHz

### D.4 Emission Bandwidth

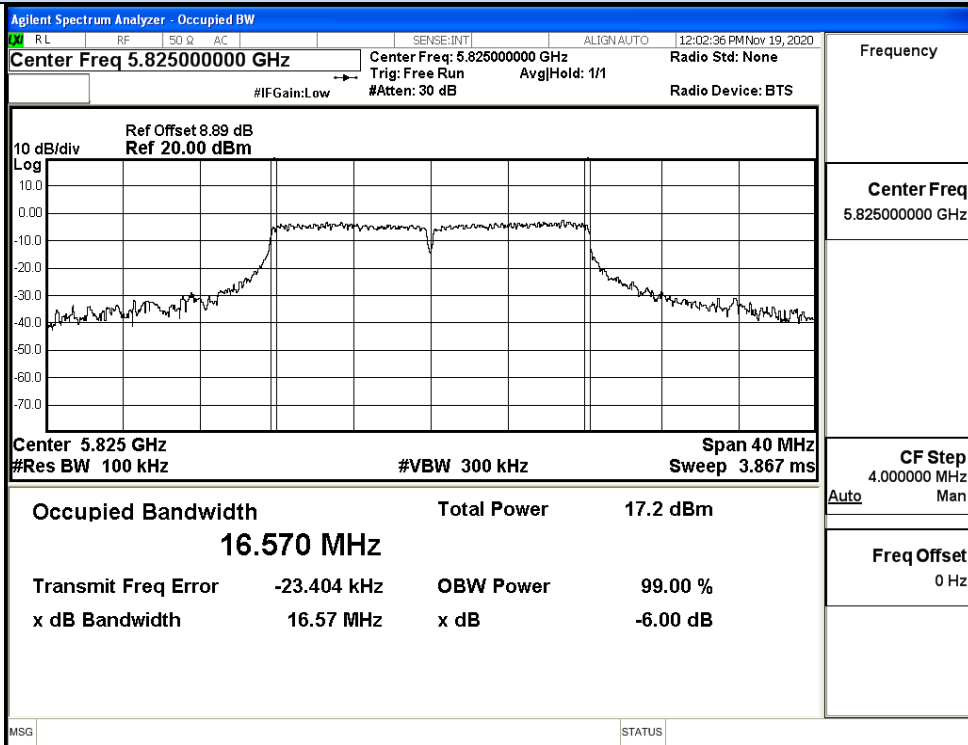
Ant0

Test Mode	Channel	Frequency (MHz)	6dB Bandwidth (MHz)	Limit (MHz)	Verdict
11A	149	5745	16.57	>=0.5	Pass
	157	5785	16.58		Pass
	165	5825	16.57		Pass
11N20 SISO	149	5745	17.78	>=0.5	Pass
	157	5785	17.77		Pass
	165	5825	17.82		Pass
11N40 SISO	151	5755	36.54	>=0.5	Pass
	159	5795	36.52		Pass
11AC20S ISO	149	5745	17.79	>=0.5	Pass
	157	5785	17.84		Pass
	165	5825	17.82		Pass
11AC40S ISO	151	5755	36.58	>=0.5	Pass
	159	5795	36.49		Pass
11AC80S ISO	155	5775	76.59	>=0.5	Pass



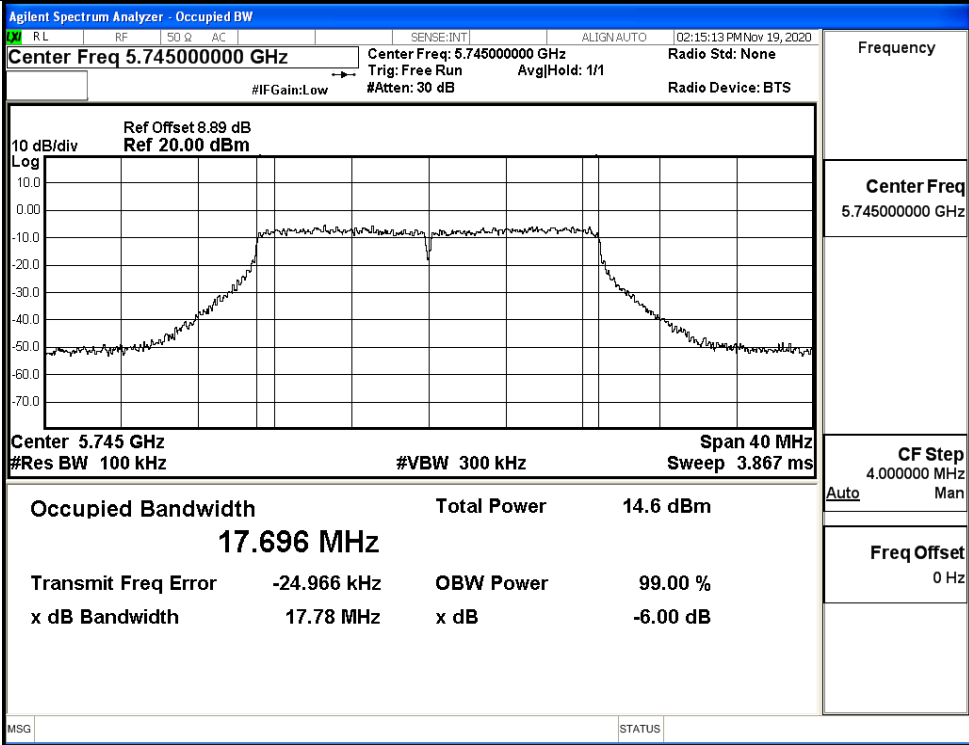


IEEE 802.11a / Channel 157 / 5785MHz

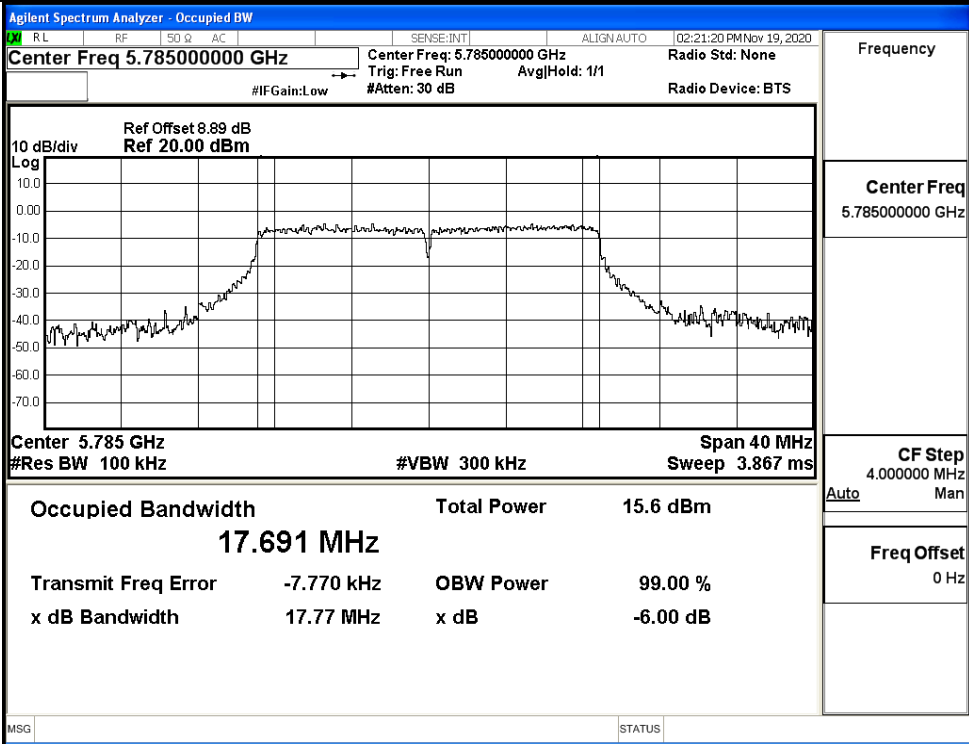


IEEE 802.11a / Channel 165 / 5825MHz

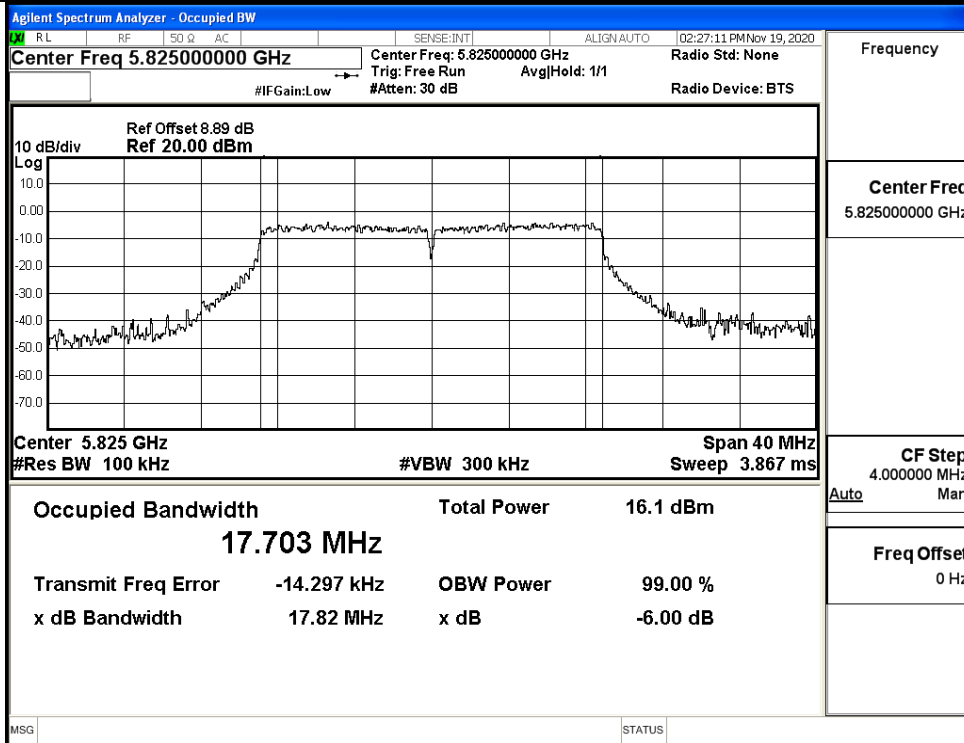
6dB Bandwidth



IEEE 802.11n20 / Channel 149 / 5745MHz



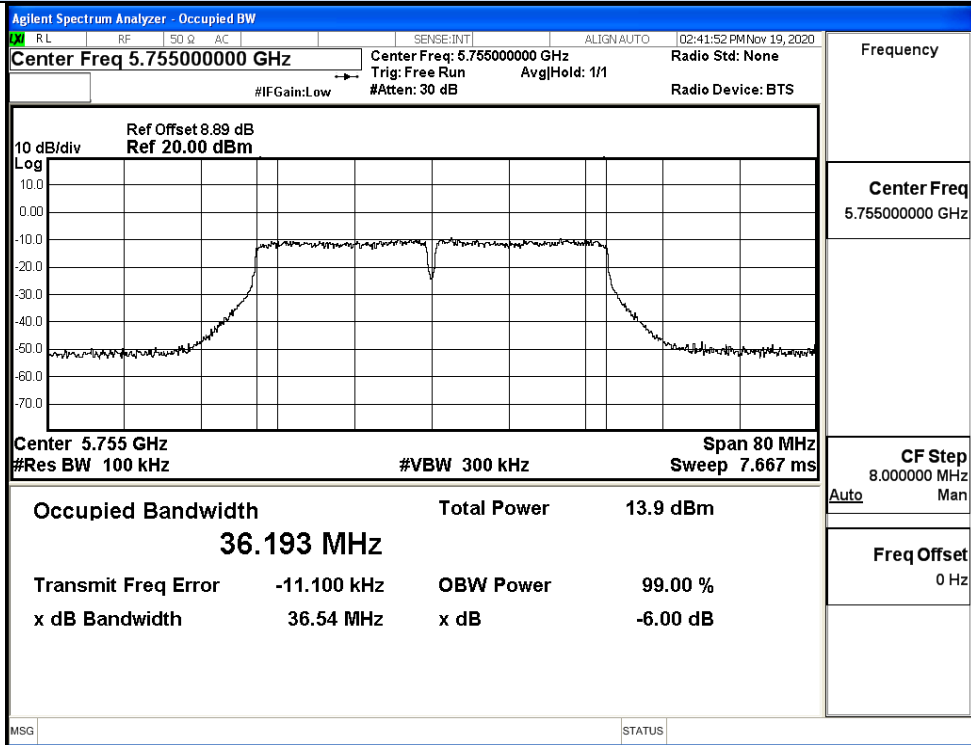
IEEE 802.11n20 / Channel 157 / 5785MHz



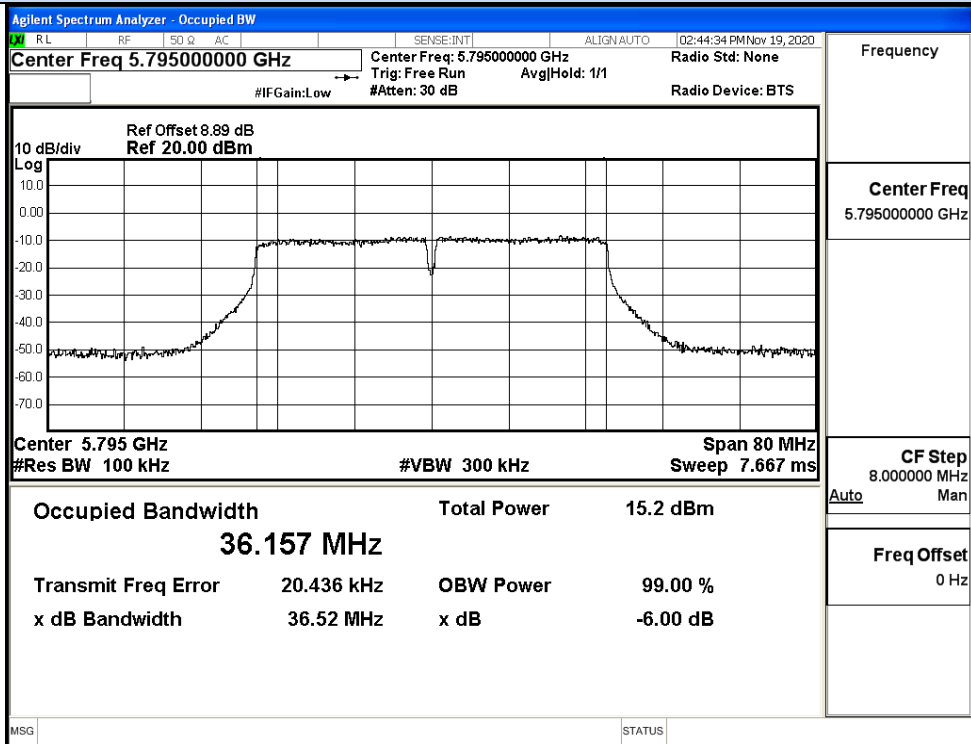
IEEE 802.11n20 / Channel 165 / 5825MHz



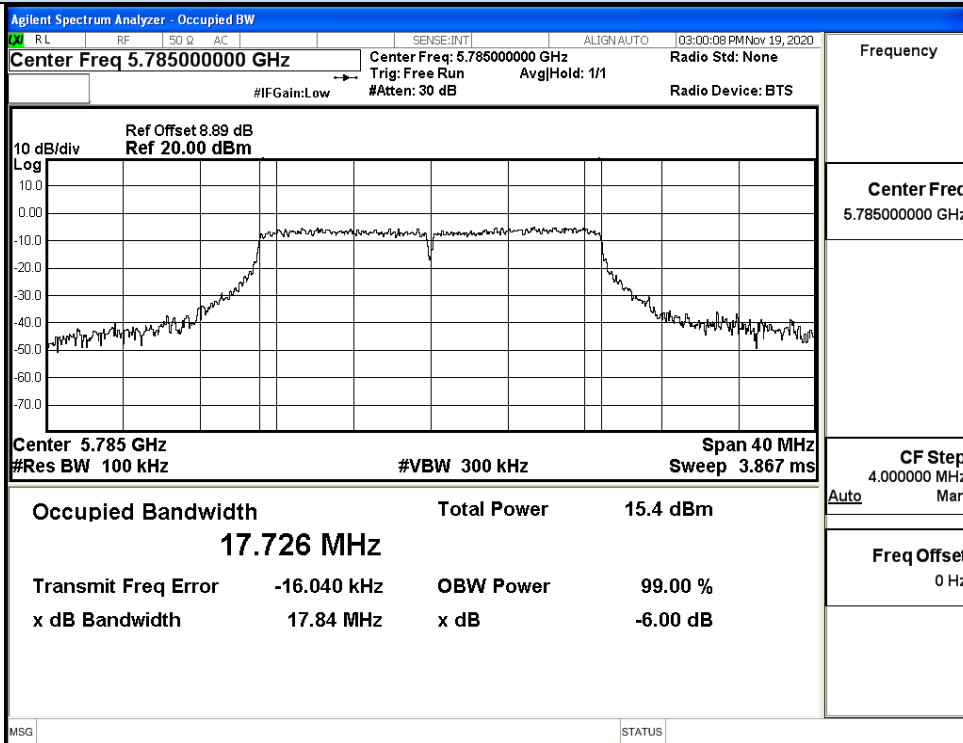
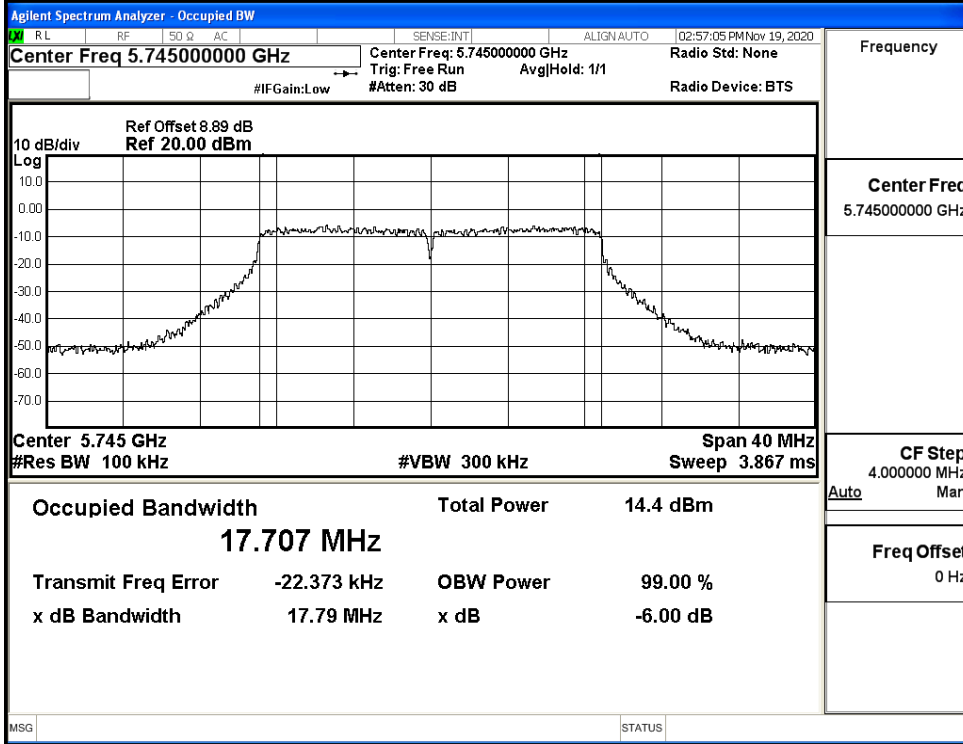
26dB Bandwidth

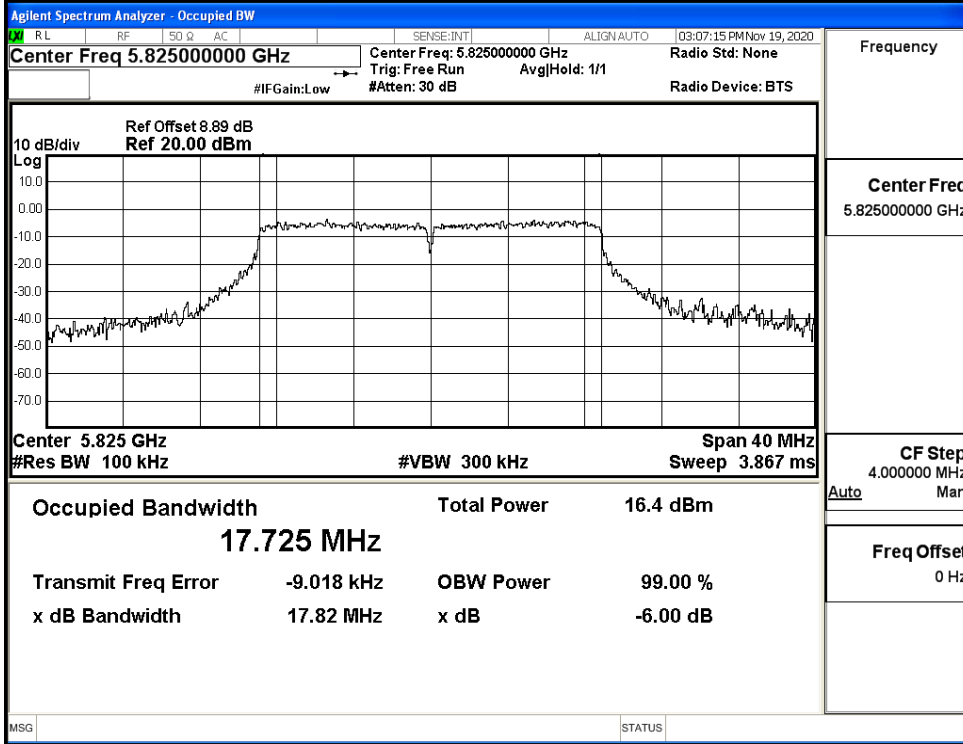


IEEE 802.11n40 / Channel 151 / 5755MHz

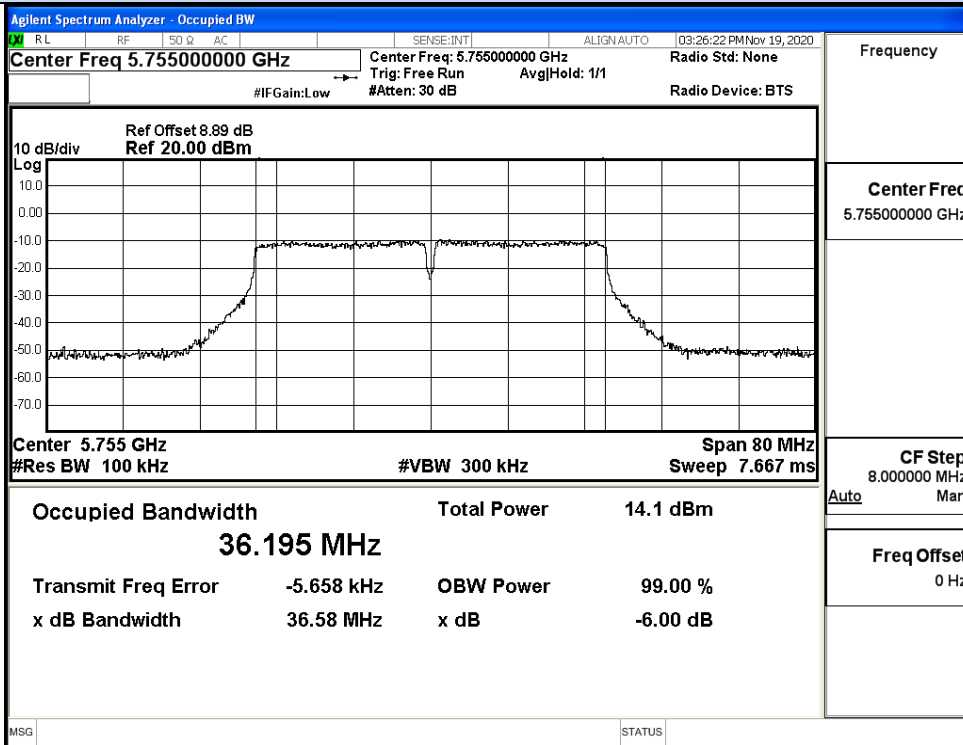


IEEE 802.11n40 / Channel 159 / 5795MHz

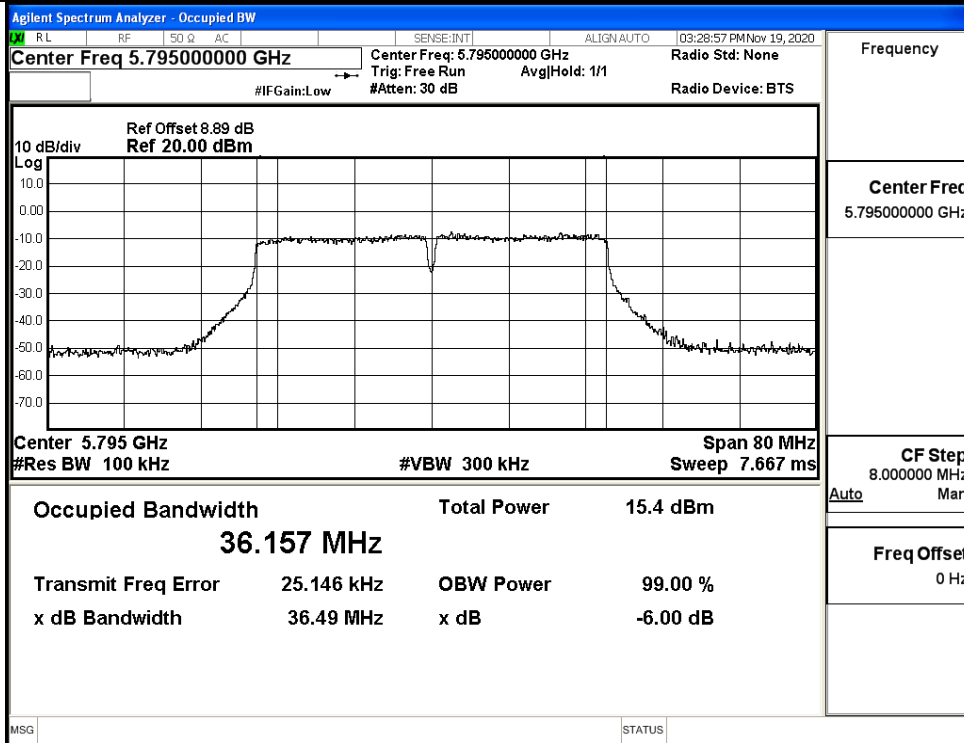




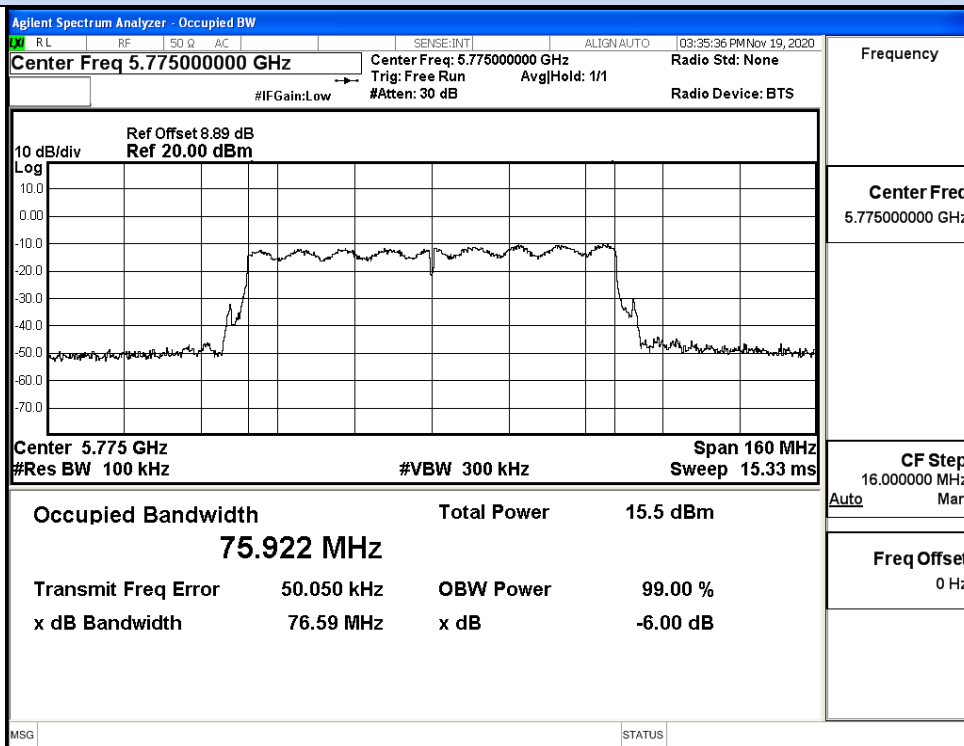
IEEE 802.11ac20 / Channel 165 / 5825MHz



IEEE 802.11ac40 / Channel 151 / 5755MHz



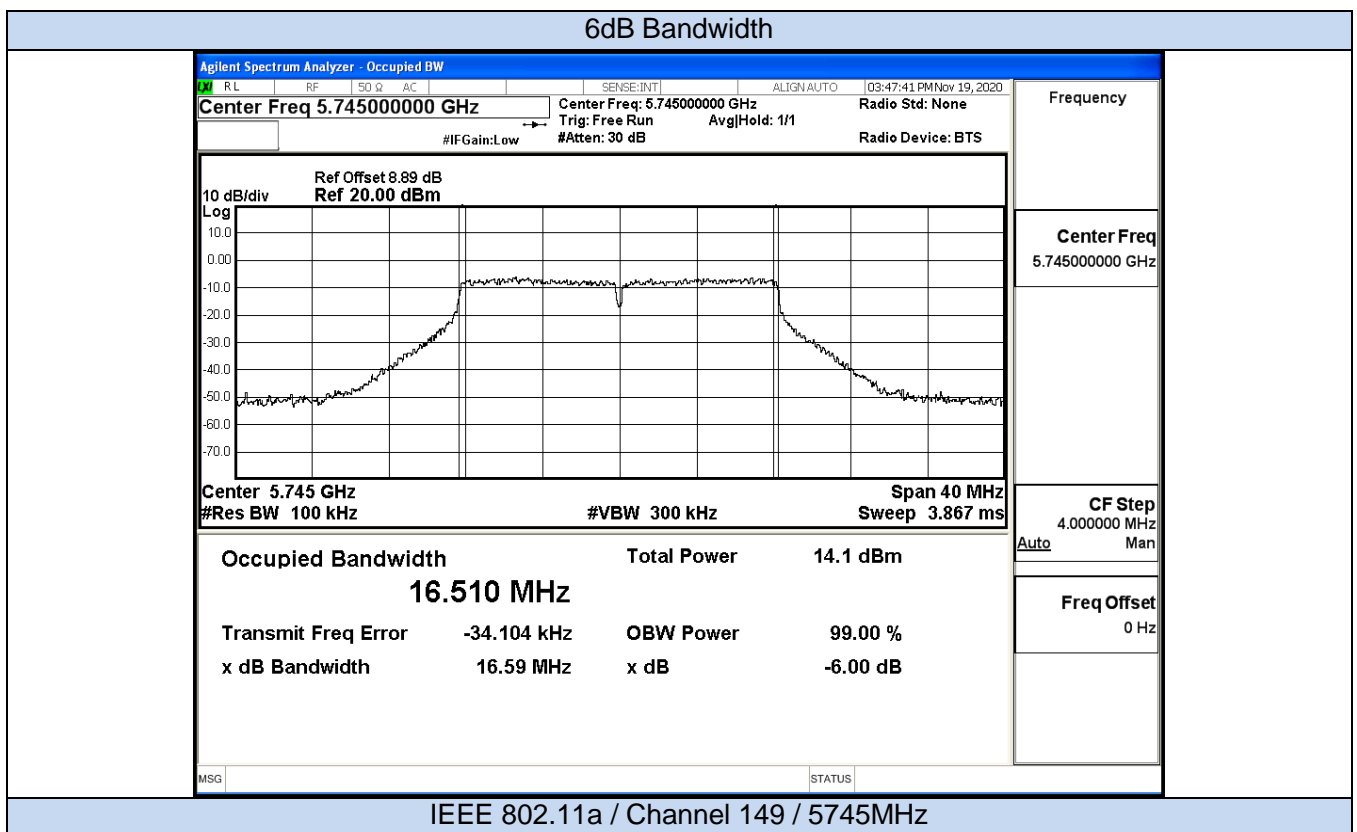
IEEE 802.11ac40 / Channel 159 / 5795MHz

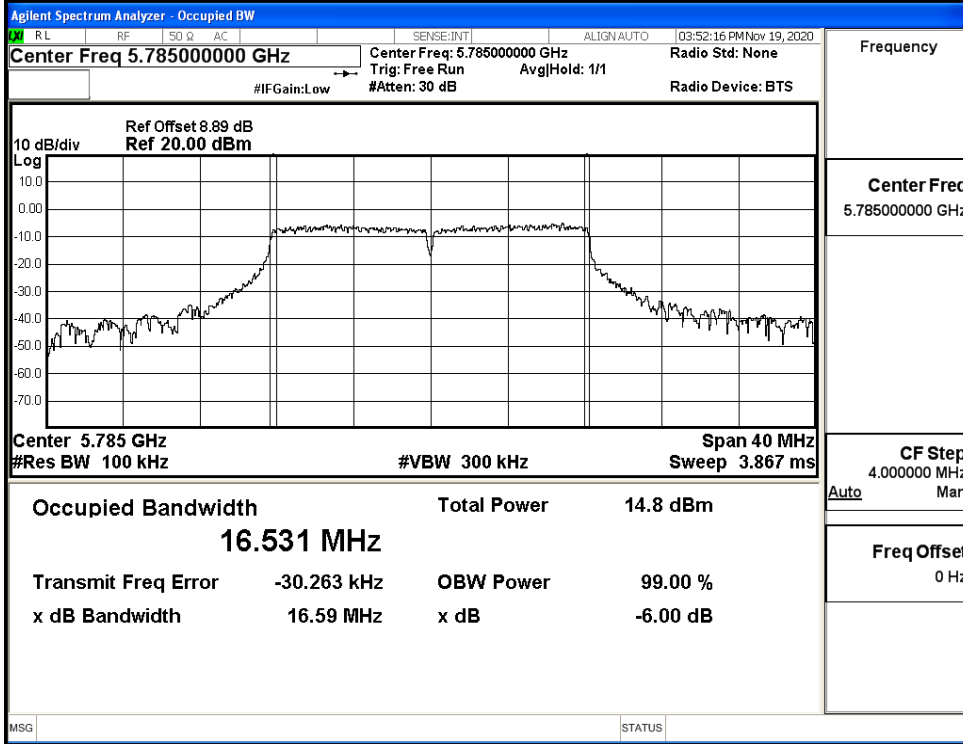


IEEE 802.11ac80 / Channel 155 / 5775MHz

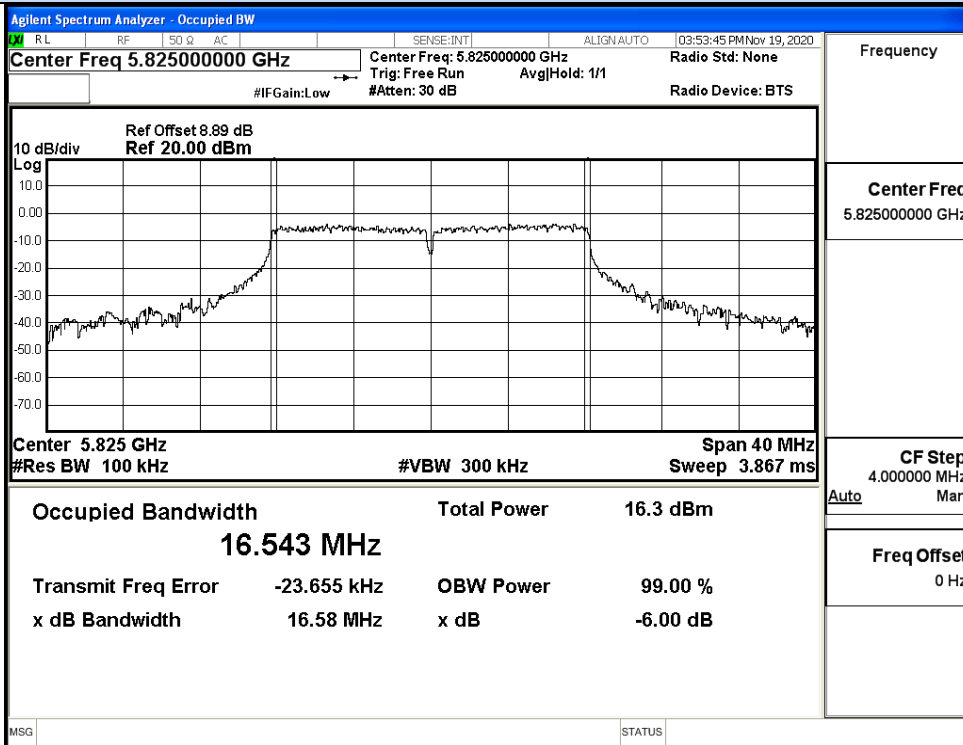
Ant1

Test Mode	Channel	Frequency (MHz)	6dB Bandwidth (MHz)	Limit (MHz)	Verdict
11A	149	5745	16.59	>=0.5	Pass
	157	5785	16.59		Pass
	165	5825	16.58		Pass
11N20 SISO	149	5745	17.80	>=0.5	Pass
	157	5785	17.81		Pass
	165	5825	17.81		Pass
11N40 SISO	151	5755	36.53	>=0.5	Pass
	159	5795	36.46		Pass
11AC20S ISO	149	5745	17.83	>=0.5	Pass
	157	5785	17.82		Pass
	165	5825	17.84		Pass
11AC40S ISO	151	5755	36.57	>=0.5	Pass
	159	5795	36.51		Pass
11AC80S ISO	155	5775	76.62	>=0.5	Pass



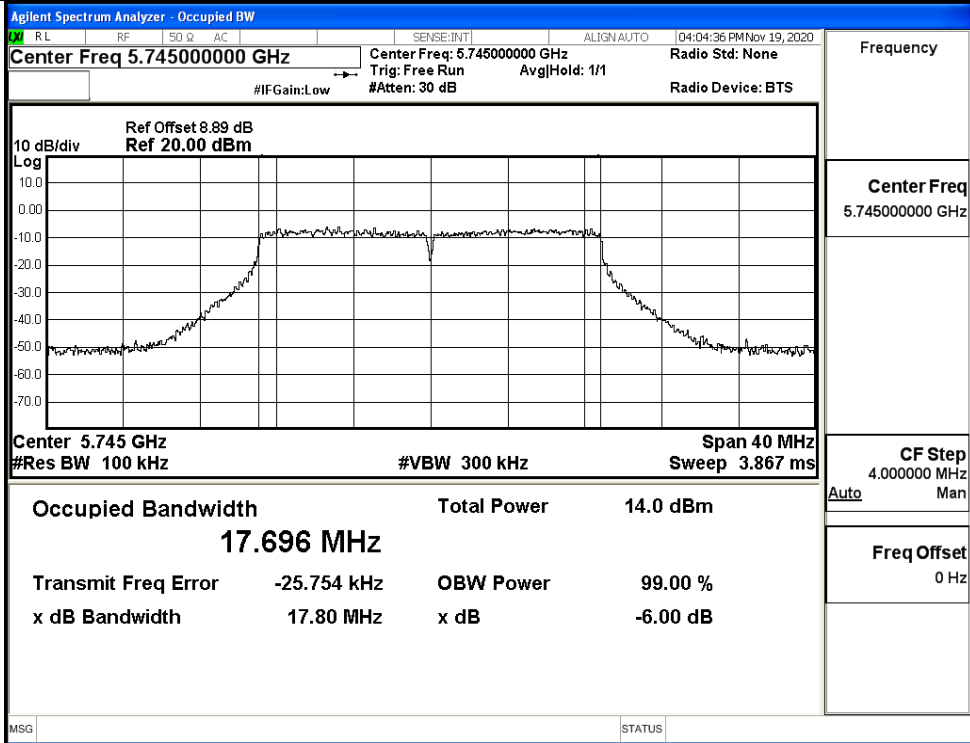


IEEE 802.11a / Channel 157 / 5785MHz

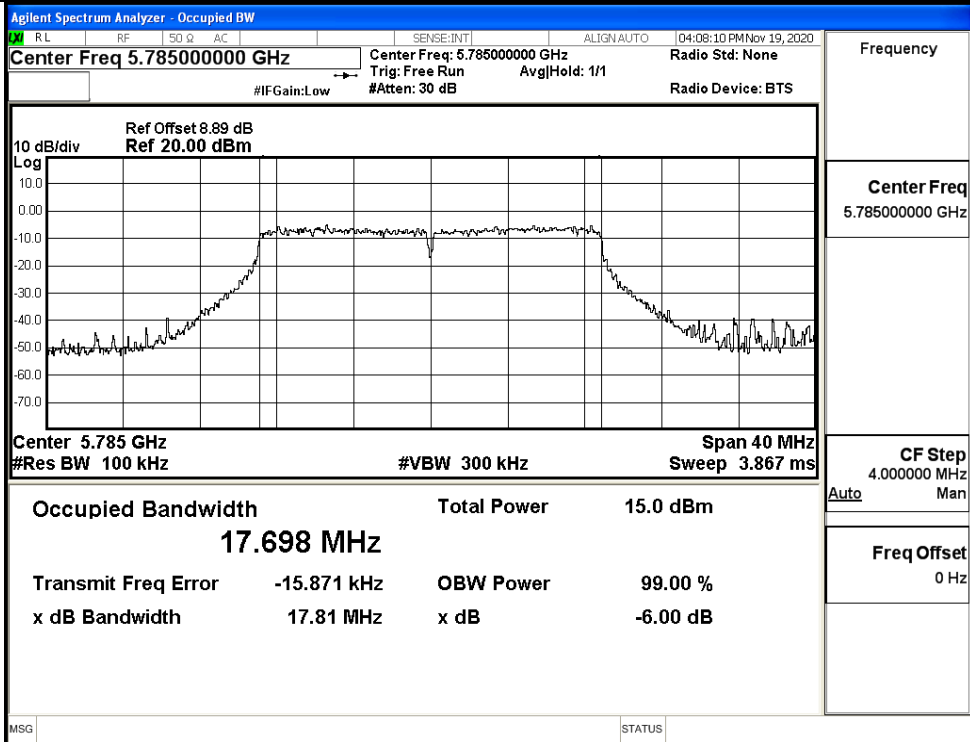


IEEE 802.11a / Channel 165 / 5825MHz

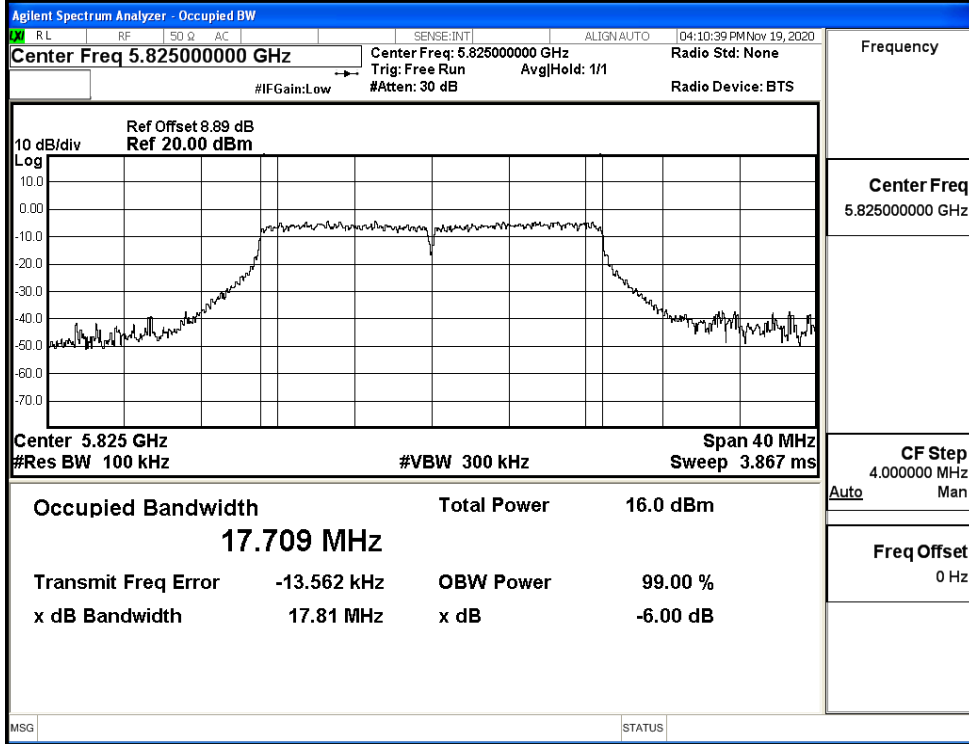
6dB Bandwidth



IEEE 802.11n20 / Channel 149 / 5745MHz



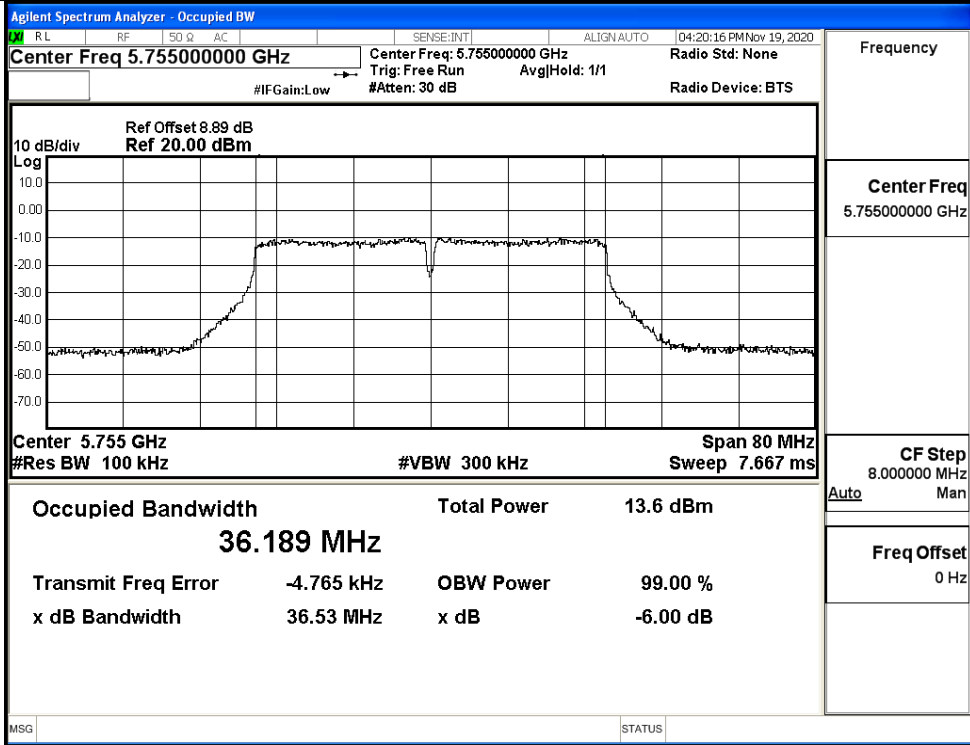
IEEE 802.11n20 / Channel 157 / 5785MHz



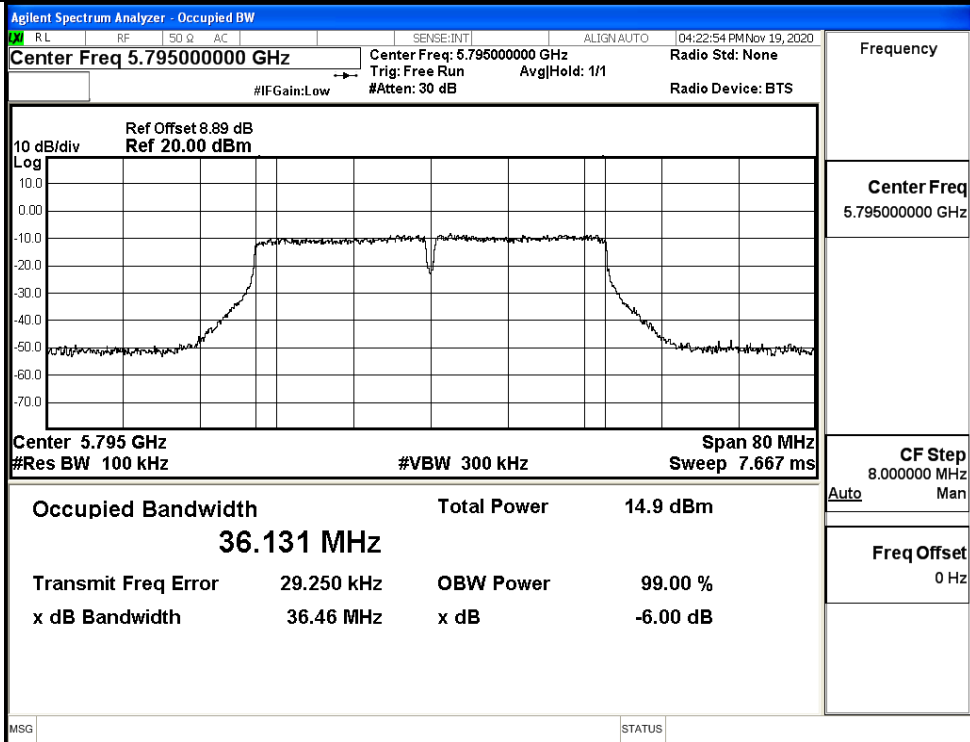
IEEE 802.11n20 / Channel 165 / 5825MHz



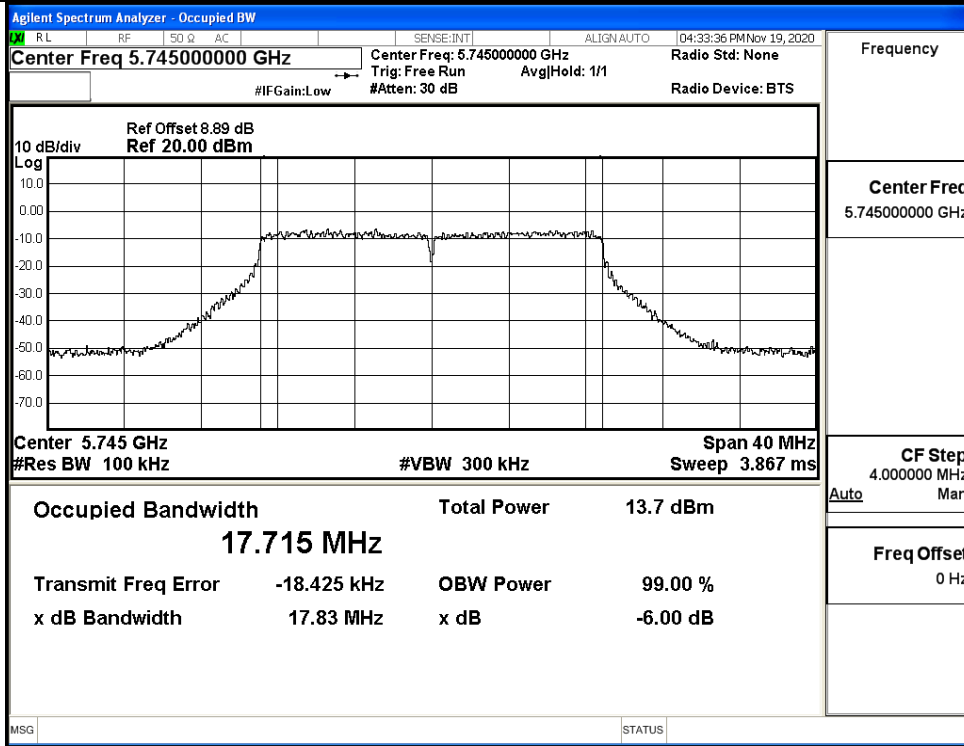
26dB Bandwidth



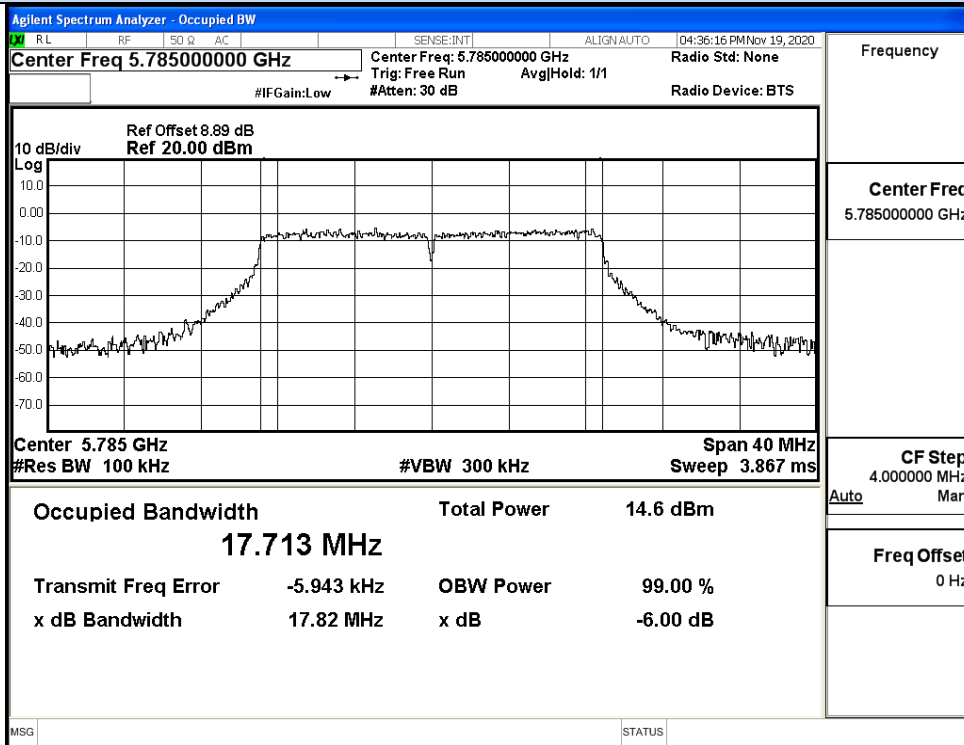
IEEE 802.11n40 / Channel 151 / 5755MHz



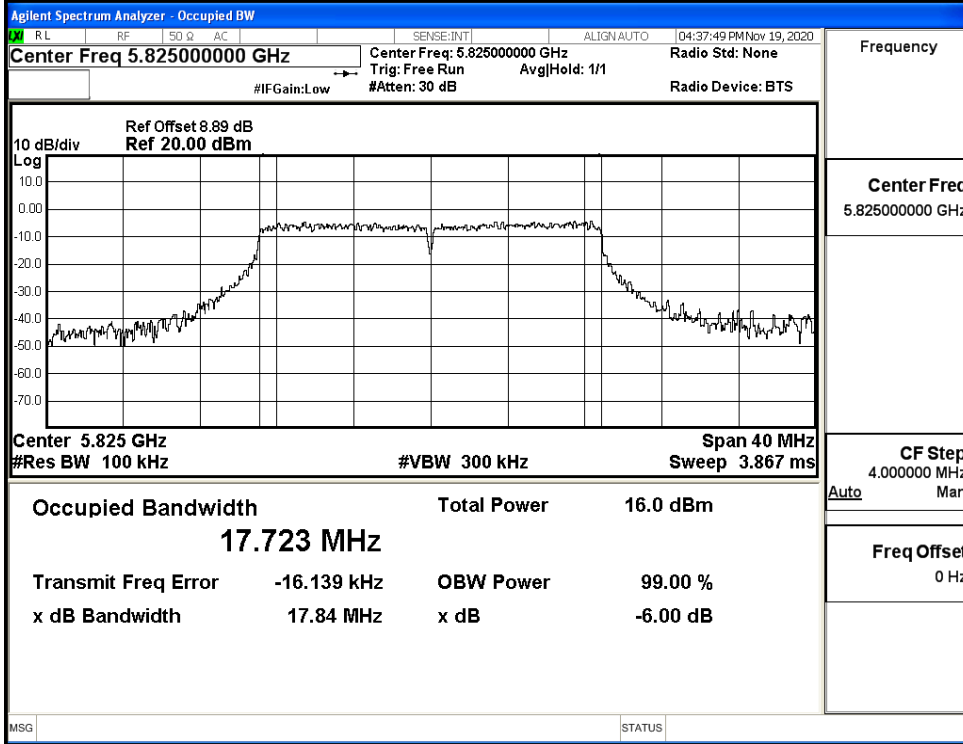
IEEE 802.11n40 / Channel 159 / 5795MHz



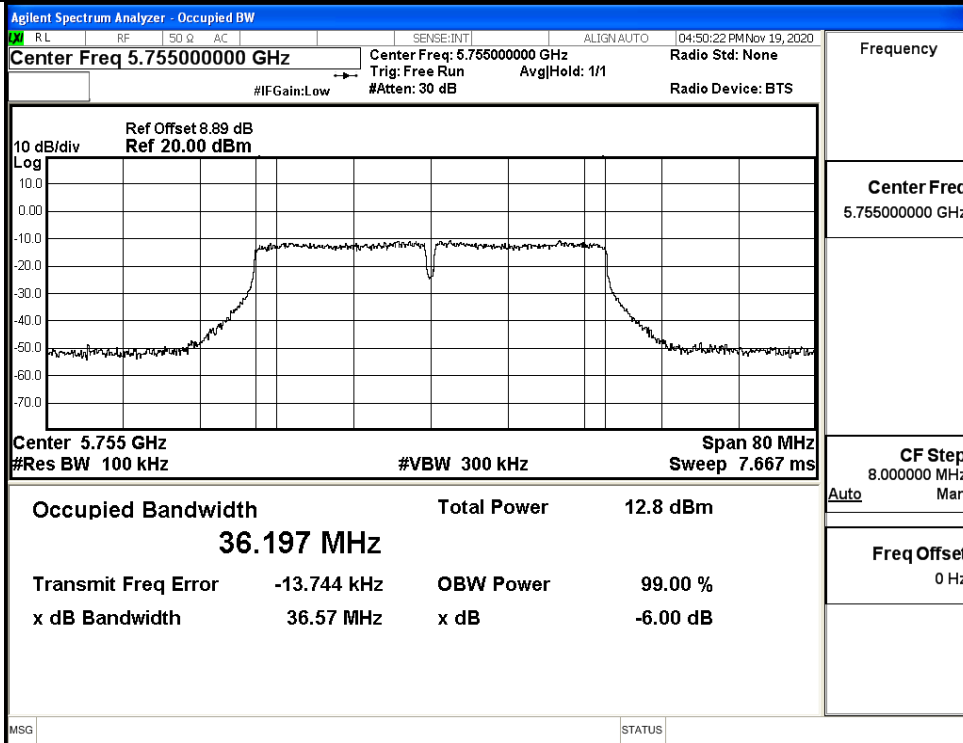
IEEE 802.11ac20 / Channel 149 / 5745MHz



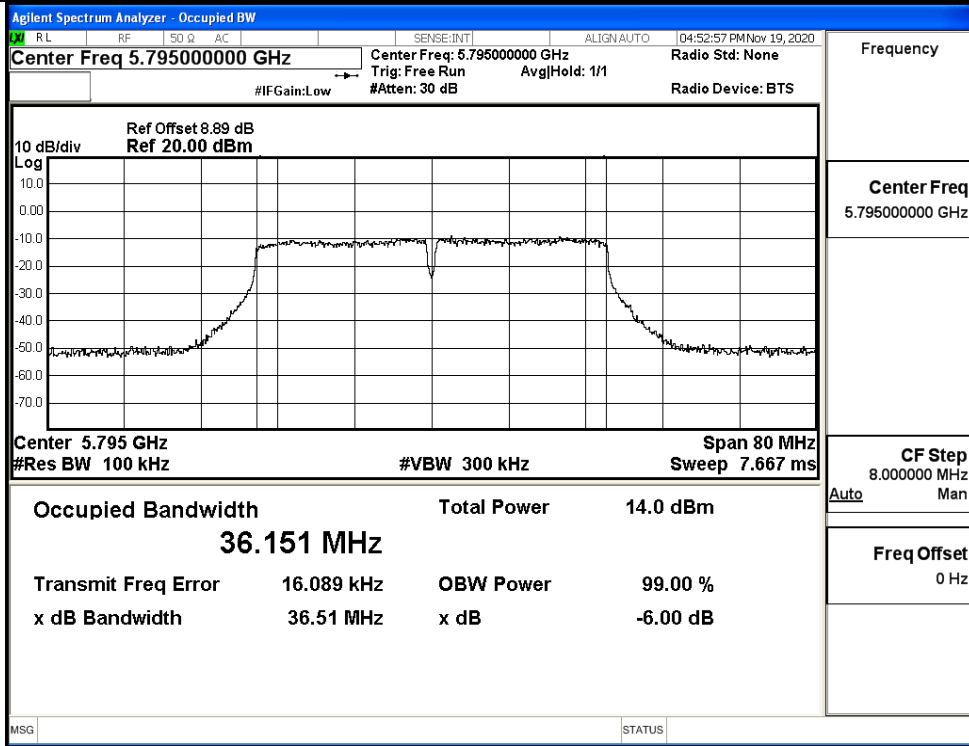
IEEE 802.11ac20 / Channel 157 / 5785MHz



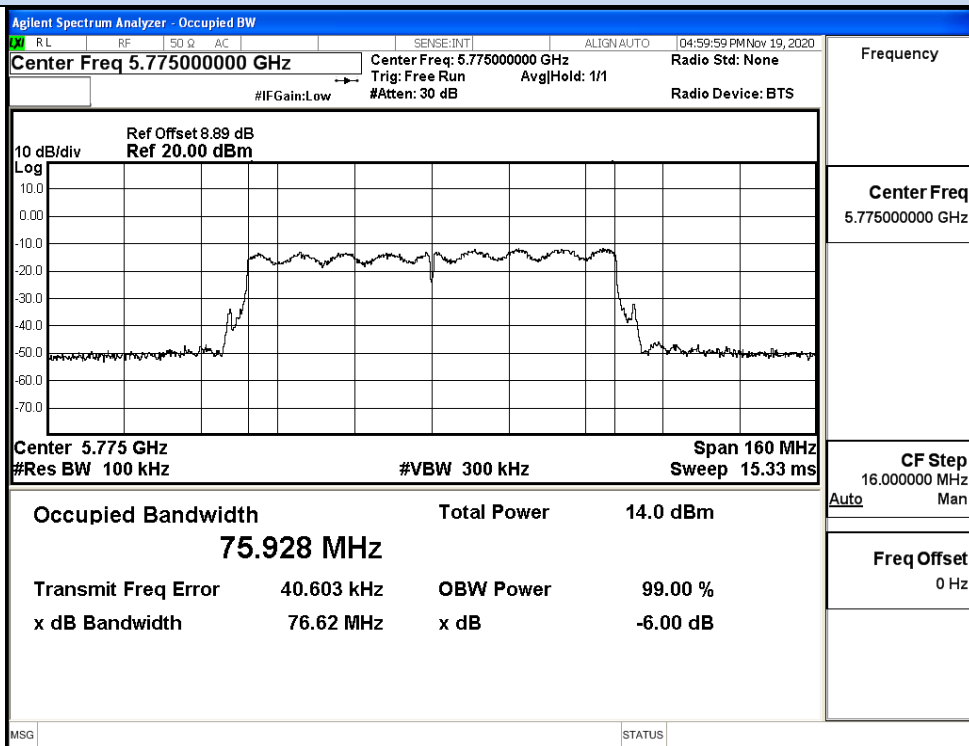
IEEE 802.11ac20 / Channel 165 / 5825MHz



IEEE 802.11ac40 / Channel 151 / 5755MHz



IEEE 802.11ac40 / Channel 159 / 5795MHz



IEEE 802.11ac80 / Channel 155 / 5775MHz

### D.5 Undesirable Emissions Measurement

#### Ant0

Test Mode	Channel	Frequency (MHz)	Conducted Power (dBm)	Antenna Gain (dBi)	EIRP (dBm/MHz)	Detector	Limit (dBm/MHz)	Verdict
11A	149	5650.0	-43.36	2.00	-41.36	Peak	-27.0	Pass
		5650.0	-59.92	2.00	-57.92	Average	-27.0	Pass
		5700.0	-37.94	2.00	-35.94	Peak	10	Pass
		5700.0	-58.87	2.00	-56.87	Average	10	Pass
		5720.0	-30.98	2.00	-28.98	Peak	15.6	Pass
		5720.0	-57.88	2.00	-55.88	Average	15.6	Pass
		5725.0	-30.81	2.00	-28.81	Peak	27.0	Pass
	5725.0	-56.84	2.00	-54.84	Average	27.0	Pass	
	165	5850.0	-27.44	2.00	-25.44	Peak	27.0	Pass
		5850.0	-53.63	2.00	-51.63	Average	27.0	Pass
		5855.0	-29.38	2.00	-27.38	Peak	15.6	Pass
		5855.0	-54.89	2.00	-52.89	Average	15.6	Pass
		5875.0	-37.30	2.00	-35.30	Peak	10	Pass
		5875.0	-57.42	2.00	-55.42	Average	10	Pass
5925.0		-45.80	2.00	-43.80	Peak	-27.0	Pass	
5925.0	-58.65	2.00	-56.65	Average	-27.0	Pass		
11N20 SISO	149	5650.0	-47.46	2.00	-45.46	Peak	-27.0	Pass
		5650.0	-59.85	2.00	-57.85	Average	-27.0	Pass
		5700.0	-46.24	2.00	-44.24	Peak	10	Pass
		5700.0	-57.88	2.00	-55.88	Average	10	Pass
		5720.0	-44.08	2.00	-42.08	Peak	15.6	Pass
		5720.0	-58.92	2.00	-56.92	Average	15.6	Pass
		5725.0	-43.21	2.00	-41.21	Peak	27.0	Pass
	5725.0	-56.61	2.00	-54.61	Average	27.0	Pass	
	165	5850.0	-28.61	2.00	-26.61	Peak	27.0	Pass
		5850.0	-55.17	2.00	-53.17	Average	27.0	Pass
		5855.0	-30.30	2.00	-28.30	Peak	15.6	Pass
		5855.0	-56.23	2.00	-54.23	Average	15.6	Pass
		5875.0	-40.54	2.00	-38.54	Peak	10	Pass
		5875.0	-58.14	2.00	-56.14	Average	10	Pass
5925.0		-46.11	2.00	-44.11	Peak	-27.0	Pass	
5925.0	-58.86	2.00	-56.86	Average	-27.0	Pass		
11N40 SISO	151	5650.0	-48.68	2.00	-46.68	Peak	-27.0	Pass
		5650.0	-59.78	2.00	-57.78	Average	-27.0	Pass
		5700.0	-46.81	2.00	-44.81	Peak	10	Pass
		5700.0	-58.69	2.00	-56.69	Average	10	Pass
		5720.0	-46.13	2.00	-44.13	Peak	15.6	Pass
		5720.0	-57.59	2.00	-55.59	Average	15.6	Pass
		5725.0	-45.33	2.00	-43.33	Peak	27.0	Pass
		5725.0	-57.04	2.00	-55.04	Average	27.0	Pass
	159	5850.0	-45.79	2.00	-43.79	Peak	27.0	Pass
		5850.0	-56.93	2.00	-54.93	Average	27.0	Pass
		5855.0	-44.85	2.00	-42.85	Peak	15.6	Pass
		5855.0	-57.37	2.00	-55.37	Average	15.6	Pass
		5875.0	-46.24	2.00	-44.24	Peak	10	Pass
		5875.0	-57.58	2.00	-55.58	Average	10	Pass
5925.0		-47.64	2.00	-45.64	Peak	-27.0	Pass	
5925.0	-58.71	2.00	-56.71	Average	-27.0	Pass		
11AC20	149	5650.0	-48.21	2.00	-46.21	Peak	-27.0	Pass

SISO		5650.0	-60.03	2.00	-58.03	Average	-27.0	Pass
		5700.0	-46.10	2.00	-44.10	Peak	10	Pass
		5700.0	-58.01	2.00	-56.01	Average	10	Pass
		5720.0	-42.95	2.00	-40.95	Peak	15.6	Pass
		5720.0	-59.08	2.00	-57.08	Average	15.6	Pass
		5725.0	-42.72	2.00	-40.72	Peak	27.0	Pass
		5725.0	-56.81	2.00	-54.81	Average	27.0	Pass
		165	5850.0	-27.41	2.00	-25.41	Peak	27.0
	5850.0	-54.93	2.00	-52.93	Average	27.0	Pass	
	5855.0	-32.02	2.00	-30.02	Peak	15.6	Pass	
	5855.0	-56.09	2.00	-54.09	Average	15.6	Pass	
	5875.0	-38.83	2.00	-36.83	Peak	10	Pass	
	5875.0	-58.08	2.00	-56.08	Average	10	Pass	
	5925.0	-47.29	2.00	-45.29	Peak	-27.0	Pass	
	5925.0	-58.94	2.00	-56.94	Average	-27.0	Pass	
	11AC40 SISO	151	5650.0	-47.71	2.00	-45.71	Peak	-27.0
5650.0			-59.76	2.00	-57.76	Average	-27.0	Pass
5700.0			-46.43	2.00	-44.43	Peak	10	Pass
5700.0			-58.64	2.00	-56.64	Average	10	Pass
5720.0			-45.18	2.00	-43.18	Peak	15.6	Pass
5720.0			-57.55	2.00	-55.55	Average	15.6	Pass
5725.0			-45.86	2.00	-43.86	Peak	27.0	Pass
5725.0			-57.00	2.00	-55.00	Average	27.0	Pass
159		5850.0	-40.00	2.00	-38.00	Peak	27.0	Pass
		5850.0	-56.80	2.00	-54.80	Average	27.0	Pass
		5855.0	-42.80	2.00	-40.80	Peak	15.6	Pass
		5855.0	-57.22	2.00	-55.22	Average	15.6	Pass
		5875.0	-46.06	2.00	-44.06	Peak	10	Pass
		5875.0	-57.37	2.00	-55.37	Average	10	Pass
		5925.0	-46.79	2.00	-44.79	Peak	-27.0	Pass
		5925.0	-58.65	2.00	-56.65	Average	-27.0	Pass
11AC80 SISO	155	5725.0	-42.00	2.00	-40.00	Peak	27.0	Pass
		5720.0	-44.59	2.00	-42.59	Peak	15.6	Pass
		5700.0	-48.31	2.00	-46.31	Peak	10	Pass
		5650.0	-47.08	2.00	-45.08	Peak	-27.0	Pass
		5725.0	-51.70	2.00	-49.70	Average	27.0	Pass
		5720.0	-53.13	2.00	-51.13	Average	15.6	Pass
		5700.0	-56.76	2.00	-54.76	Average	10	Pass
		5650.0	-58.20	2.00	-56.20	Average	-27.0	Pass
		5850.0	-40.58	2.00	-38.58	Peak	27.0	Pass
		5855.0	-40.79	2.00	-38.79	Peak	15.6	Pass
		5875.0	-44.21	2.00	-42.21	Peak	10	Pass
		5925.0	-46.53	2.00	-44.53	Peak	-27.0	Pass
		5850.0	-52.81	2.00	-50.81	Average	27.0	Pass
		5855.0	-53.28	2.00	-51.28	Average	15.6	Pass
		5875.0	-55.73	2.00	-53.73	Average	10	Pass
		5925.0	-57.79	2.00	-55.79	Average	-27.0	Pass

Ant1

Test Mode	Channel	Frequency (MHz)	Conducted Power (dBm)	Antenna Gain (dBi)	EIRP (dBm/MHz)	Detector	Limit (dBm/MHz)	Verdict
11A	149	5650.0	-47.89	2.00	-45.89	Peak	-27.0	Pass
		5650.0	-60.07	2.00	-58.07	Average	-27.0	Pass
		5700.0	-47.18	2.00	-45.18	Peak	10	Pass
		5700.0	-59.17	2.00	-57.17	Average	10	Pass
		5720.0	-42.96	2.00	-40.96	Peak	15.6	Pass
		5720.0	-58.20	2.00	-56.20	Average	15.6	Pass
		5725.0	-43.39	2.00	-41.39	Peak	27.0	Pass
	5725.0	-57.13	2.00	-55.13	Average	27.0	Pass	
	165	5850.0	-29.47	2.00	-27.47	Peak	27.0	Pass
		5850.0	-54.93	2.00	-52.93	Average	27.0	Pass
		5855.0	-29.87	2.00	-27.87	Peak	15.6	Pass
		5855.0	-56.01	2.00	-54.01	Average	15.6	Pass
		5875.0	-40.18	2.00	-38.18	Peak	10	Pass
		5875.0	-58.10	2.00	-56.10	Average	10	Pass
5925.0		-45.95	2.00	-43.95	Peak	-27.0	Pass	
5925.0	-59.00	2.00	-57.00	Average	-27.0	Pass		
11N20 SISO	149	5650.0	-47.83	2.00	-45.83	Peak	-27.0	Pass
		5650.0	-60.05	2.00	-58.05	Average	-27.0	Pass
		5700.0	-47.29	2.00	-45.29	Peak	10	Pass
		5700.0	-58.16	2.00	-56.16	Average	10	Pass
		5720.0	-46.11	2.00	-44.11	Peak	15.6	Pass
		5720.0	-59.10	2.00	-57.10	Average	15.6	Pass
		5725.0	-44.88	2.00	-42.88	Peak	27.0	Pass
	5725.0	-56.96	2.00	-54.96	Average	27.0	Pass	
	165	5850.0	-28.33	2.00	-26.33	Peak	27.0	Pass
		5850.0	-55.29	2.00	-53.29	Average	27.0	Pass
		5855.0	-30.38	2.00	-28.38	Peak	15.6	Pass
		5855.0	-56.37	2.00	-54.37	Average	15.6	Pass
		5875.0	-40.36	2.00	-38.36	Peak	10	Pass
		5875.0	-58.18	2.00	-56.18	Average	10	Pass
5925.0		-46.20	2.00	-44.20	Peak	-27.0	Pass	
5925.0	-58.89	2.00	-56.89	Average	-27.0	Pass		
11N40 SISO	151	5650.0	-46.31	2.00	-44.31	Peak	-27.0	Pass
		5650.0	-59.92	2.00	-57.92	Average	-27.0	Pass
		5700.0	-46.54	2.00	-44.54	Peak	10	Pass
		5700.0	-58.87	2.00	-56.87	Average	10	Pass
		5720.0	-46.12	2.00	-44.12	Peak	15.6	Pass
		5720.0	-57.67	2.00	-55.67	Average	15.6	Pass
		5725.0	-46.10	2.00	-44.10	Peak	27.0	Pass
	5725.0	-57.12	2.00	-55.12	Average	27.0	Pass	
	159	5850.0	-45.37	2.00	-43.37	Peak	27.0	Pass
		5850.0	-56.93	2.00	-54.93	Average	27.0	Pass
		5855.0	-46.25	2.00	-44.25	Peak	15.6	Pass
		5855.0	-57.37	2.00	-55.37	Average	15.6	Pass
		5875.0	-45.38	2.00	-43.38	Peak	10	Pass
		5875.0	-57.49	2.00	-55.49	Average	10	Pass
5925.0		-47.81	2.00	-45.81	Peak	-27.0	Pass	
5925.0	-58.66	2.00	-56.66	Average	-27.0	Pass		
11AC20 SISO	149	5650.0	-47.23	2.00	-45.23	Peak	-27.0	Pass
		5650.0	-59.88	2.00	-57.88	Average	-27.0	Pass
		5700.0	-47.38	2.00	-45.38	Peak	10	Pass
		5700.0	-58.15	2.00	-56.15	Average	10	Pass
		5720.0	-46.07	2.00	-44.07	Peak	15.6	Pass
		5720.0	-59.06	2.00	-57.06	Average	15.6	Pass
		5725.0	-45.06	2.00	-43.06	Peak	27.0	Pass
	5725.0	-57.01	2.00	-55.01	Average	27.0	Pass	
	165	5850.0	-28.10	2.00	-26.10	Peak	27.0	Pass
		5850.0	-55.43	2.00	-53.43	Average	27.0	Pass
		5855.0	-32.28	2.00	-30.28	Peak	15.6	Pass
		5855.0	-56.47	2.00	-54.47	Average	15.6	Pass
		5875.0	-40.92	2.00	-38.92	Peak	10	Pass
		5875.0	-58.20	2.00	-56.20	Average	10	Pass
5925.0		-46.78	2.00	-44.78	Peak	-27.0	Pass	
5925.0	-58.93	2.00	-56.93	Average	-27.0	Pass		
11AC40	151	5650.0	-45.45	2.00	-43.45	Peak	-27.0	Pass
		5650.0	-59.99	2.00	-57.99	Average	-27.0	Pass

SISO		5700.0	-46.09	2.00	-44.09	Peak	10	Pass	
		5700.0	-59.07	2.00	-57.07	Average	10	Pass	
		5720.0	-46.04	2.00	-44.04	Peak	15.6	Pass	
		5720.0	-57.80	2.00	-55.80	Average	15.6	Pass	
		5725.0	-46.12	2.00	-44.12	Peak	27.0	Pass	
		5725.0	-57.22	2.00	-55.22	Average	27.0	Pass	
	159		5850.0	-45.16	2.00	-43.16	Peak	27.0	Pass
			5850.0	-57.23	2.00	-55.23	Average	27.0	Pass
			5855.0	-46.37	2.00	-44.37	Peak	15.6	Pass
			5855.0	-57.66	2.00	-55.66	Average	15.6	Pass
			5875.0	-45.97	2.00	-43.97	Peak	10	Pass
			5875.0	-57.77	2.00	-55.77	Average	10	Pass
			5925.0	-47.20	2.00	-45.20	Peak	-27.0	Pass
			5925.0	-58.83	2.00	-56.83	Average	-27.0	Pass
11AC8 0 SISO	155	5725.0	-42.45	2.00	-40.45	Peak	27.0	Pass	
		5720.0	-45.47	2.00	-43.47	Peak	15.6	Pass	
		5700.0	-47.72	2.00	-45.72	Peak	10	Pass	
		5650.0	-49.03	2.00	-47.03	Peak	-27.0	Pass	
		5725.0	-52.65	2.00	-50.65	Average	27.0	Pass	
		5720.0	-54.05	2.00	-52.05	Average	15.6	Pass	
		5700.0	-57.45	2.00	-55.45	Average	10	Pass	
		5650.0	-58.69	2.00	-56.69	Average	-27.0	Pass	
		5850.0	-42.01	2.00	-40.01	Peak	27.0	Pass	
		5855.0	-42.89	2.00	-40.89	Peak	15.6	Pass	
		5875.0	-45.09	2.00	-43.09	Peak	10	Pass	
		5925.0	-45.73	2.00	-43.73	Peak	-27.0	Pass	
		5850.0	-54.17	2.00	-52.17	Average	27.0	Pass	
		5855.0	-54.55	2.00	-52.55	Average	15.6	Pass	
		5875.0	-56.46	2.00	-54.46	Average	10	Pass	
		5925.0	-58.10	2.00	-56.10	Average	-27.0	Pass	



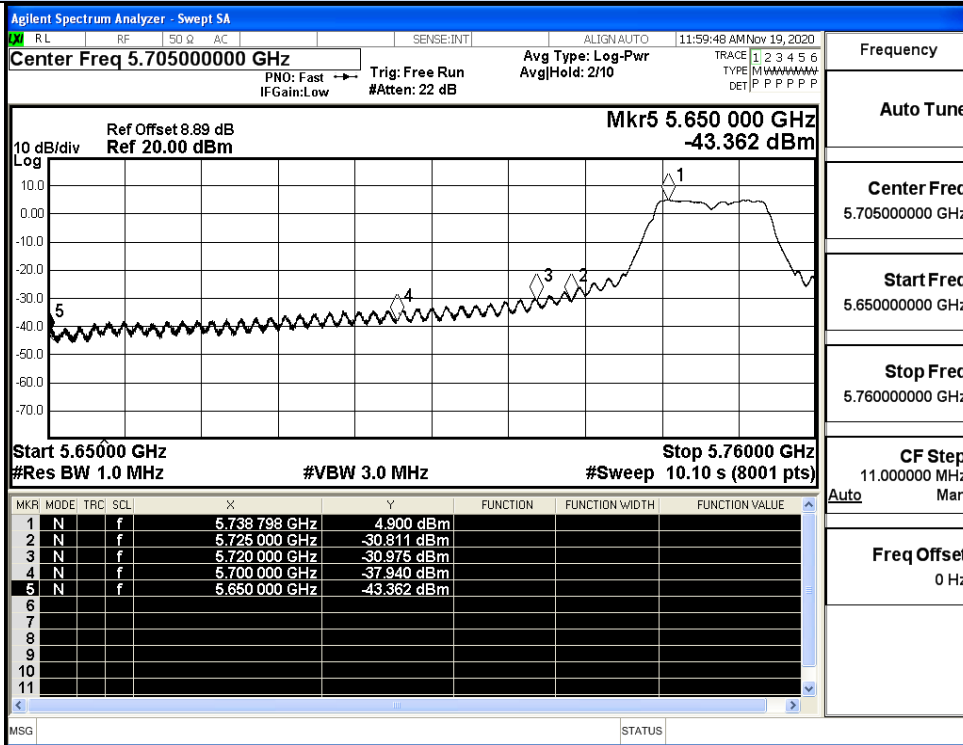
**Combined Ant\_0 and Ant\_1**

Test Mode	Channel	Frequency (MHz)	Conducted Power (dBm)			Antenna Gain (dBi)	EIRP (dBm/MHz)	Detector	Limit (dBm/MHz)	Verdict
			ANT0	ANT1	SUM					
11N20 SISO	149	5650.0	-47.46	-47.46	-44.45	5.01	-39.44	Peak	-27.0	Pass
		5650.0	-59.85	-59.85	-56.84	5.01	-51.83	Average	-27.0	Pass
		5700.0	-46.24	-46.24	-43.23	5.01	-38.22	Peak	10	Pass
		5700.0	-57.88	-57.88	-54.87	5.01	-49.86	Average	10	Pass
		5720.0	-44.08	-44.08	-41.07	5.01	-36.06	Peak	15.6	Pass
		5720.0	-58.92	-58.92	-55.91	5.01	-50.90	Average	15.6	Pass
		5725.0	-43.21	-43.21	-40.20	5.01	-35.19	Peak	27.0	Pass
		5725.0	-56.61	-56.61	-53.60	5.01	-48.59	Average	27.0	Pass
	165	5850.0	-28.61	-28.61	-25.60	5.01	-20.59	Peak	27.0	Pass
		5850.0	-55.17	-55.17	-52.16	5.01	-47.15	Average	27.0	Pass
		5855.0	-30.30	-30.30	-27.29	5.01	-22.28	Peak	15.6	Pass
		5855.0	-56.23	-56.23	-53.22	5.01	-48.21	Average	15.6	Pass
		5875.0	-40.54	-40.54	-37.53	5.01	-32.52	Peak	10	Pass
		5875.0	-58.14	-58.14	-55.13	5.01	-50.12	Average	10	Pass
		5925.0	-46.11	-46.11	-43.10	5.01	-38.09	Peak	-27.0	Pass
		5925.0	-58.86	-58.86	-55.85	5.01	-50.84	Average	-27.0	Pass
11N40 SISO	151	5650.0	-48.68	-48.68	-45.67	5.01	-40.66	Peak	-27.0	Pass
		5650.0	-59.78	-59.78	-56.77	5.01	-51.76	Average	-27.0	Pass
		5700.0	-46.81	-46.81	-43.80	5.01	-38.79	Peak	10	Pass
		5700.0	-58.69	-58.69	-55.68	5.01	-50.67	Average	10	Pass
		5720.0	-46.13	-46.13	-43.12	5.01	-38.11	Peak	15.6	Pass
		5720.0	-57.59	-57.59	-54.58	5.01	-49.57	Average	15.6	Pass
		5725.0	-45.33	-45.33	-42.32	5.01	-37.31	Peak	27.0	Pass
		5725.0	-57.04	-57.04	-54.03	5.01	-49.02	Average	27.0	Pass
	159	5850.0	-45.79	-45.79	-42.78	5.01	-37.77	Peak	27.0	Pass
		5850.0	-56.93	-56.93	-53.92	5.01	-48.91	Average	27.0	Pass
		5855.0	-44.85	-44.85	-41.84	5.01	-36.83	Peak	15.6	Pass
		5855.0	-57.37	-57.37	-54.36	5.01	-49.35	Average	15.6	Pass
		5875.0	-46.24	-46.24	-43.23	5.01	-38.22	Peak	10	Pass
		5875.0	-57.58	-57.58	-54.57	5.01	-49.56	Average	10	Pass
		5925.0	-47.64	-47.64	-44.63	5.01	-39.62	Peak	-27.0	Pass
		5925.0	-58.71	-58.71	-55.70	5.01	-50.69	Average	-27.0	Pass
11AC20 SISO	149	5650.0	-48.21	-48.21	-45.20	5.01	-40.19	Peak	-27.0	Pass
		5650.0	-60.03	-60.03	-57.02	5.01	-52.01	Average	-27.0	Pass
		5700.0	-46.10	-46.10	-43.09	5.01	-38.08	Peak	10	Pass
		5700.0	-58.01	-58.01	-55.00	5.01	-49.99	Average	10	Pass
		5720.0	-42.95	-42.95	-39.94	5.01	-34.93	Peak	15.6	Pass
		5720.0	-59.08	-59.08	-56.07	5.01	-51.06	Average	15.6	Pass
		5725.0	-42.72	-42.72	-39.71	5.01	-34.70	Peak	27.0	Pass
		5725.0	-56.81	-56.81	-53.80	5.01	-48.79	Average	27.0	Pass

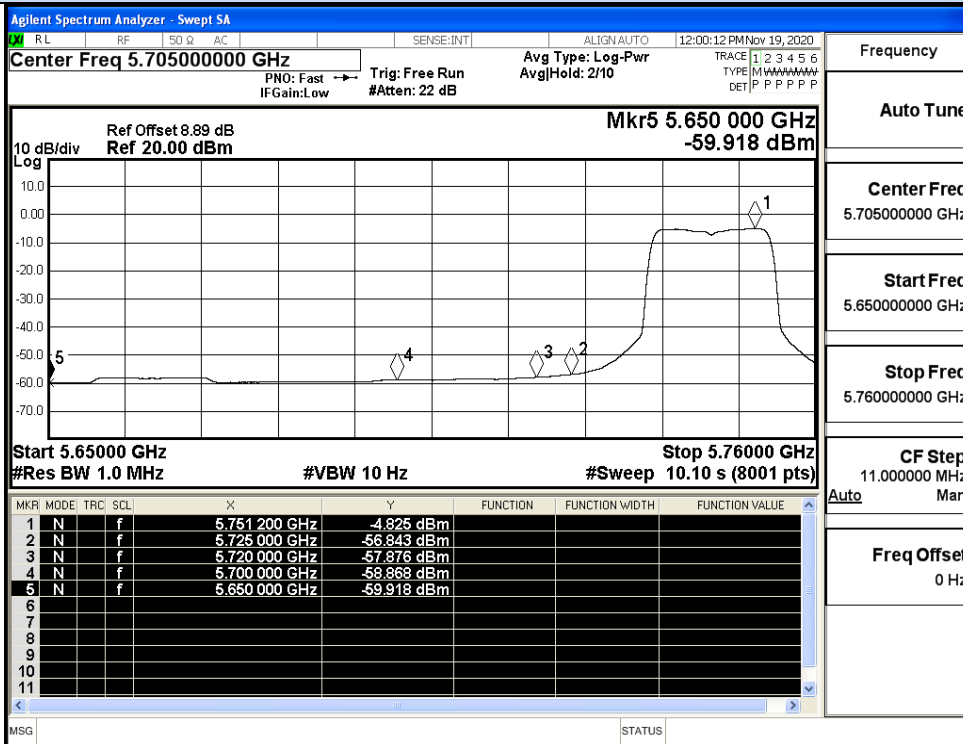
	165	5850.0	-27.41	-27.41	-24.40	5.01	-19.39	Peak	27.0	Pass
		5850.0	-54.93	-54.93	-51.92	5.01	-46.91	Average	27.0	Pass
		5855.0	-32.02	-32.02	-29.01	5.01	-24.00	Peak	15.6	Pass
		5855.0	-56.09	-56.09	-53.08	5.01	-48.07	Average	15.6	Pass
		5875.0	-38.83	-38.83	-35.82	5.01	-30.81	Peak	10	Pass
		5875.0	-58.08	-58.08	-55.07	5.01	-50.06	Average	10	Pass
		5925.0	-47.29	-47.29	-44.28	5.01	-39.27	Peak	-27.0	Pass
		5925.0	-58.94	-58.94	-55.93	5.01	-50.92	Average	-27.0	Pass
11AC40 SISO	151	5650.0	-47.71	-47.71	-44.70	5.01	-39.69	Peak	-27.0	Pass
		5650.0	-59.76	-59.76	-56.75	5.01	-51.74	Average	-27.0	Pass
		5700.0	-46.43	-46.43	-43.42	5.01	-38.41	Peak	10	Pass
		5700.0	-58.64	-58.64	-55.63	5.01	-50.62	Average	10	Pass
		5720.0	-45.18	-45.18	-42.17	5.01	-37.16	Peak	15.6	Pass
		5720.0	-57.55	-57.55	-54.54	5.01	-49.53	Average	15.6	Pass
		5725.0	-45.86	-45.86	-42.85	5.01	-37.84	Peak	27.0	Pass
		5725.0	-57.00	-57.00	-53.99	5.01	-48.98	Average	27.0	Pass
	159	5850.0	-40.00	-40.00	-36.99	5.01	-31.98	Peak	27.0	Pass
		5850.0	-56.80	-56.80	-53.79	5.01	-48.78	Average	27.0	Pass
		5855.0	-42.80	-42.80	-39.79	5.01	-34.78	Peak	15.6	Pass
		5855.0	-57.22	-57.22	-54.21	5.01	-49.20	Average	15.6	Pass
		5875.0	-46.06	-46.06	-43.05	5.01	-38.04	Peak	10	Pass
		5875.0	-57.37	-57.37	-54.36	5.01	-49.35	Average	10	Pass
		5925.0	-46.79	-46.79	-43.78	5.01	-38.77	Peak	-27.0	Pass
		5925.0	-58.65	-58.65	-55.64	5.01	-50.63	Average	-27.0	Pass
11AC80 SISO	155	5725.0	-42.00	-42.45	-39.21	5.01	-34.20	Peak	27.0	Pass
		5720.0	-44.59	-45.47	-42.00	5.01	-36.99	Peak	15.6	Pass
		5700.0	-48.31	-47.72	-44.99	5.01	-39.98	Peak	10	Pass
		5650.0	-47.08	-49.03	-44.94	5.01	-39.93	Peak	-27.0	Pass
		5725.0	-51.70	-52.65	-49.14	5.01	-44.13	Average	27.0	Pass
		5720.0	-53.13	-54.05	-50.56	5.01	-45.55	Average	15.6	Pass
		5700.0	-56.76	-57.45	-54.08	5.01	-49.07	Average	10	Pass
		5650.0	-58.20	-58.69	-55.43	5.01	-50.42	Average	-27.0	Pass
		5850.0	-40.58	-42.01	-38.23	5.01	-33.22	Peak	27.0	Pass
		5855.0	-40.79	-42.89	-38.70	5.01	-33.69	Peak	15.6	Pass
		5875.0	-44.21	-45.09	-41.62	5.01	-36.61	Peak	10	Pass
		5925.0	-46.53	-45.73	-43.10	5.01	-38.09	Peak	-27.0	Pass
		5850.0	-52.81	-54.17	-50.43	5.01	-45.42	Average	27.0	Pass
		5855.0	-53.28	-54.55	-50.86	5.01	-45.85	Average	15.6	Pass
		5875.0	-55.73	-56.46	-53.07	5.01	-48.06	Average	10	Pass
		5925.0	-57.79	-58.10	-54.93	5.01	-49.92	Average	-27.0	Pass

ANT0

Undesirable Emissions Measurement

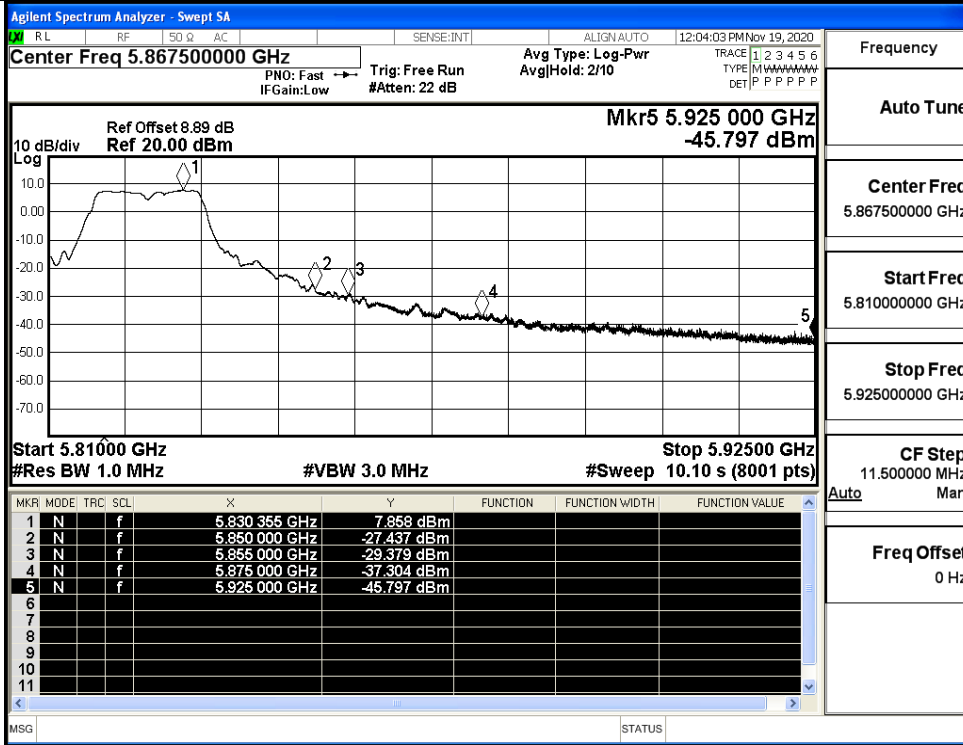


IEEE 802.11a / Channel 149 / 5745MHz / Peak

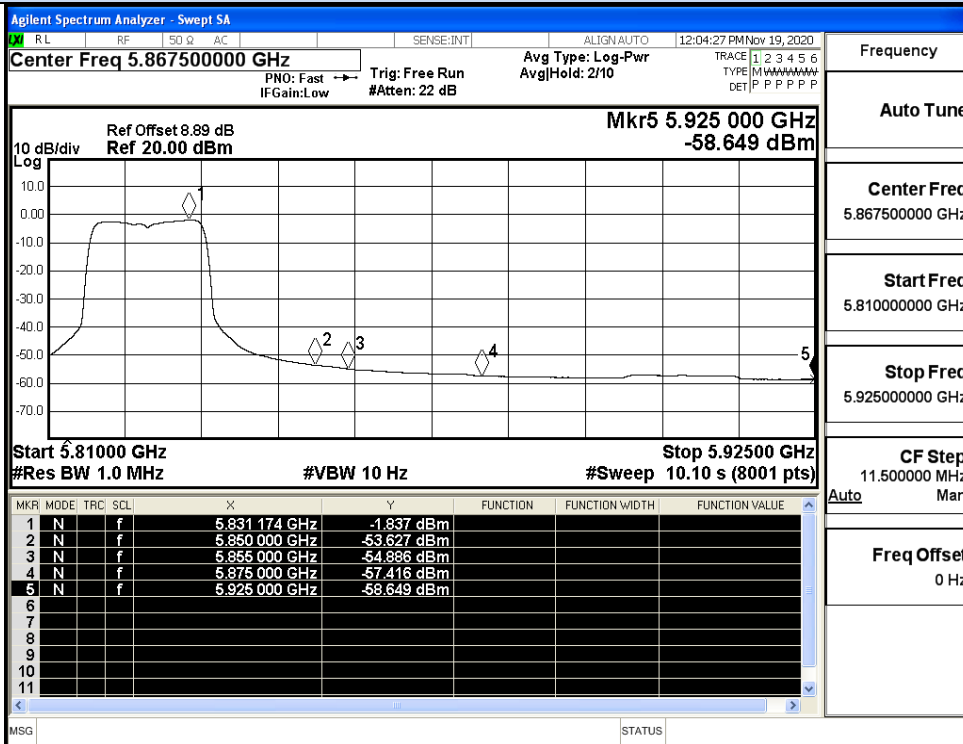


IEEE 802.11a / Channel 148 / 5745MHz / Average

Undesirable Emissions Measurement

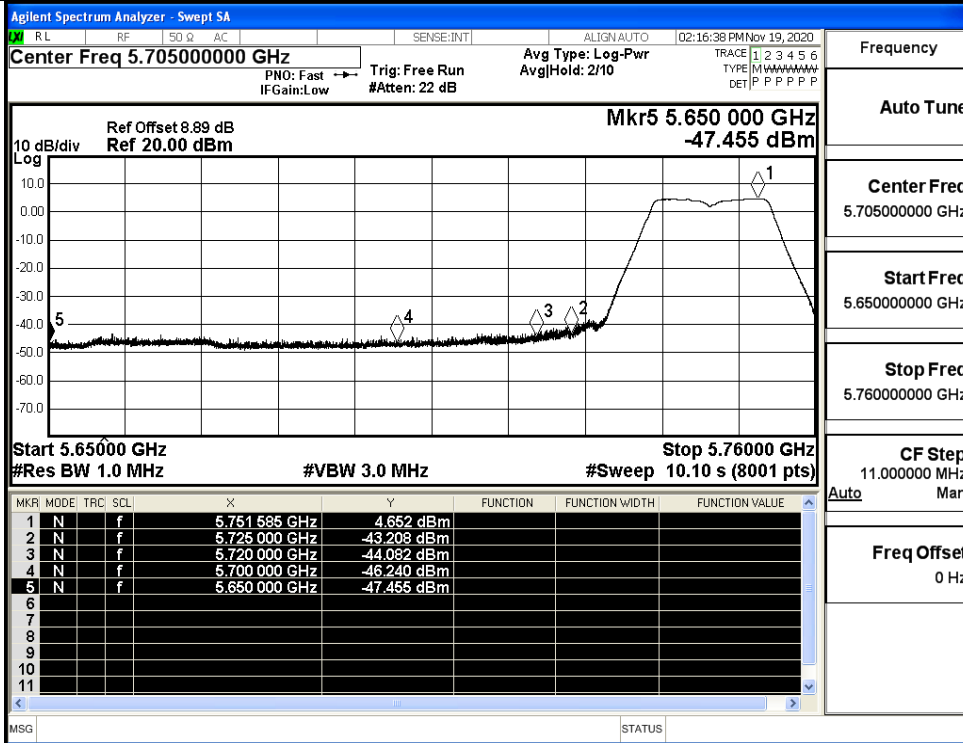


IEEE 802.11a / Channel 165 / 5825MHz / Peak

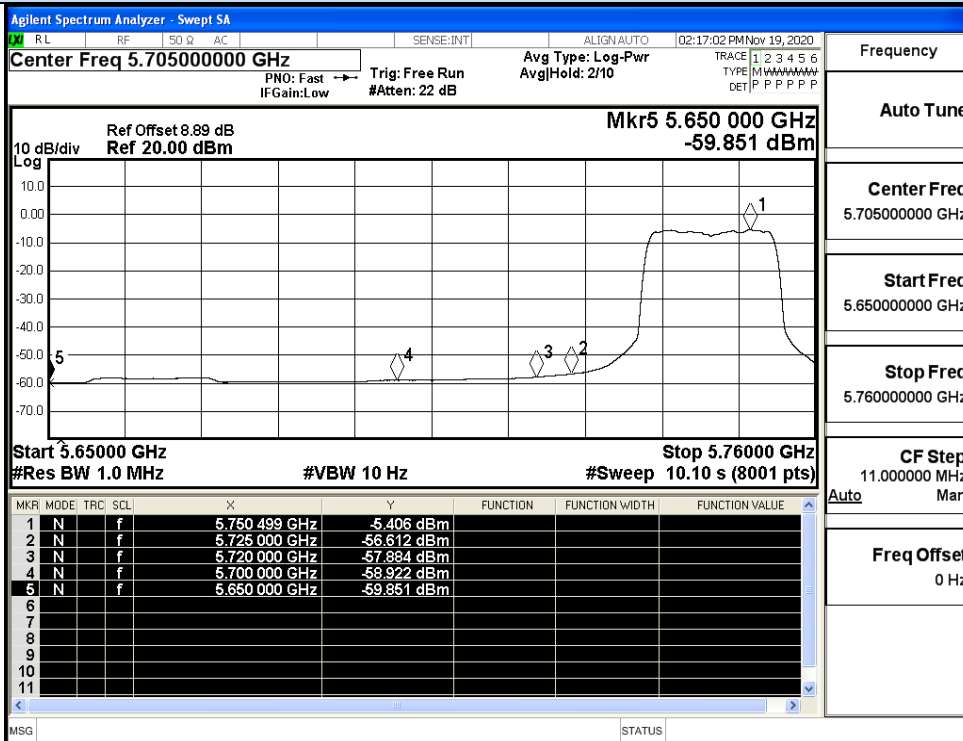


IEEE 802.11a / Channel 165 / 5825MHz / Average

Undesirable Emissions Measurement

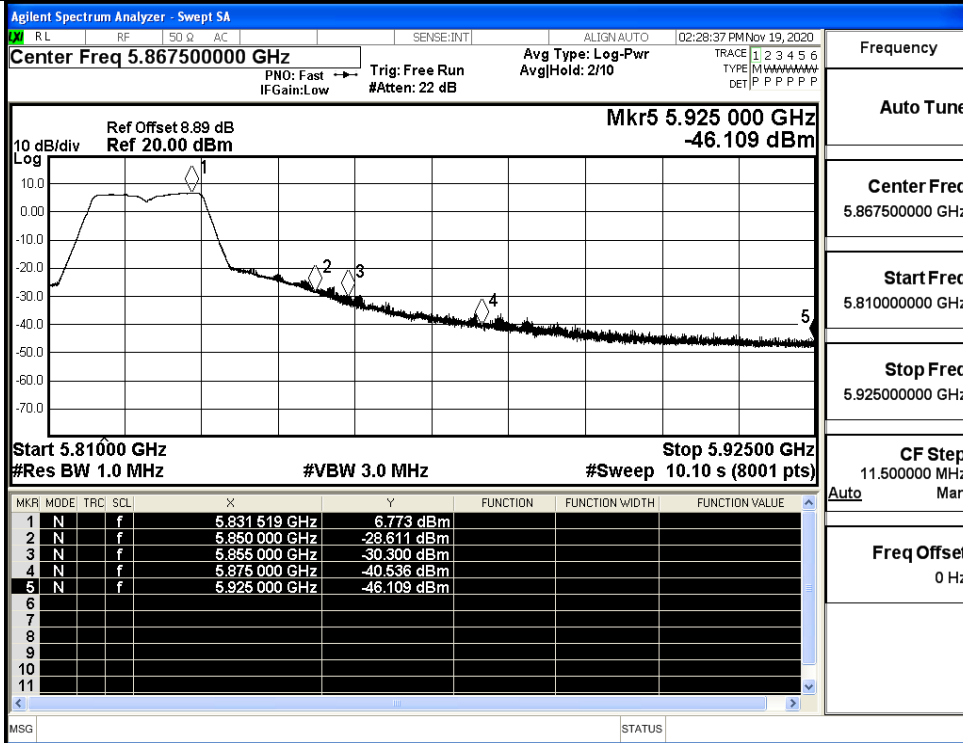


IEEE 802.11n20 / Channel 149 / 5745MHz / Peak

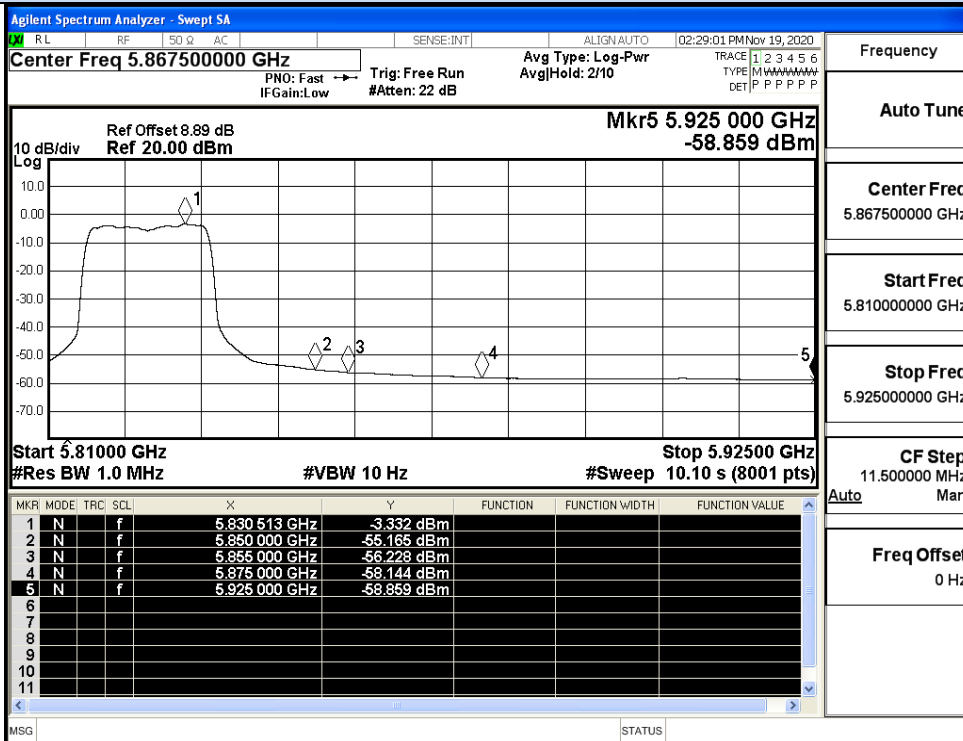


IEEE 802.11n20 / Channel 149 / 5745MHz / Average

Undesirable Emissions Measurement

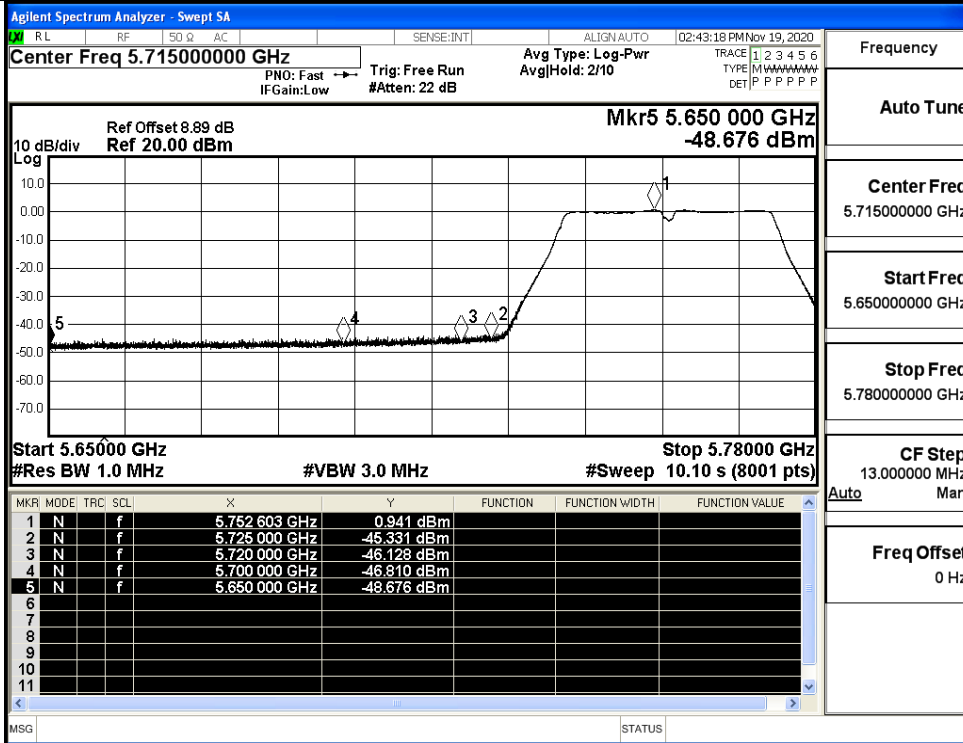


IEEE 802.11n20 / Channel 165 / 5825MHz / Peak

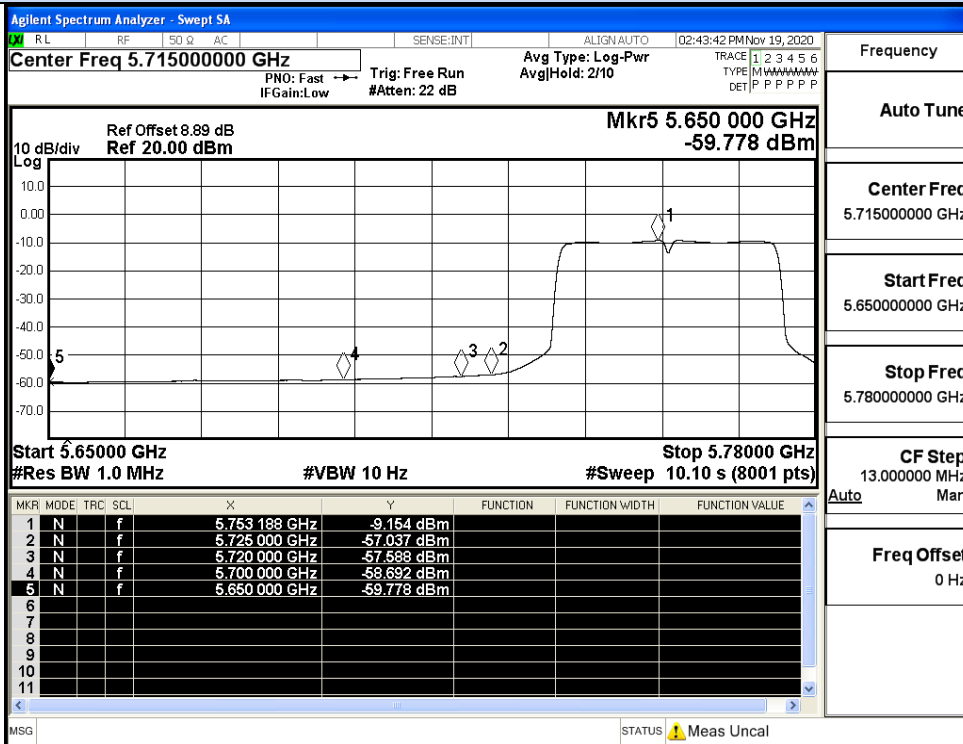


IEEE 802.11n20 / Channel 165 / 5825MHz / Average

Undesirable Emissions Measurement

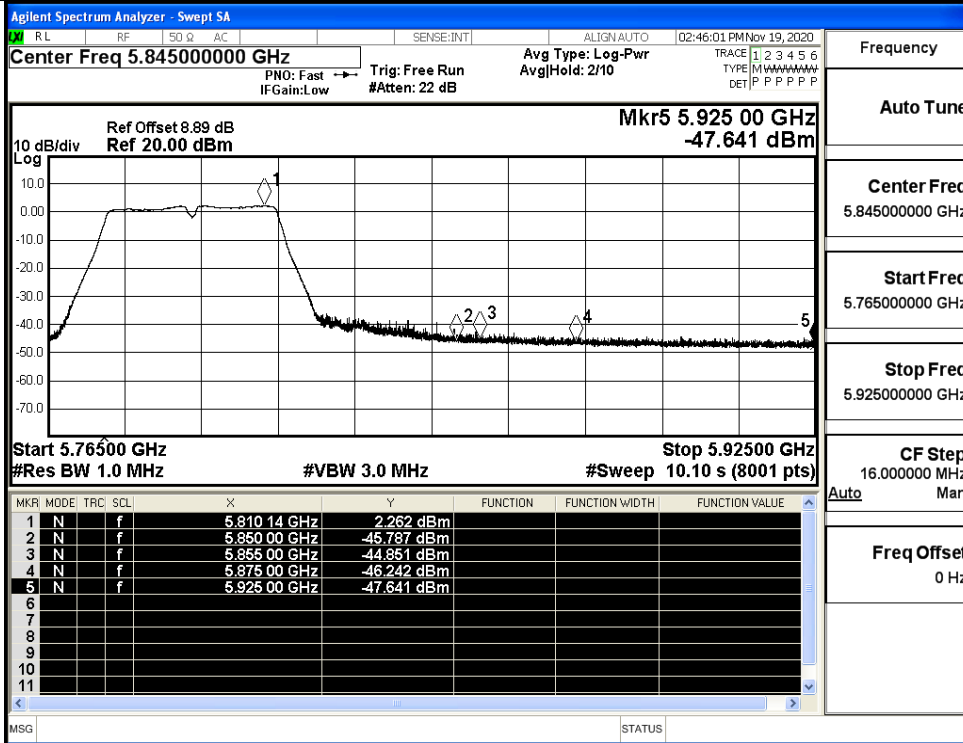


IEEE 802.11n40 / Channel 151 / 5755MHz / Peak

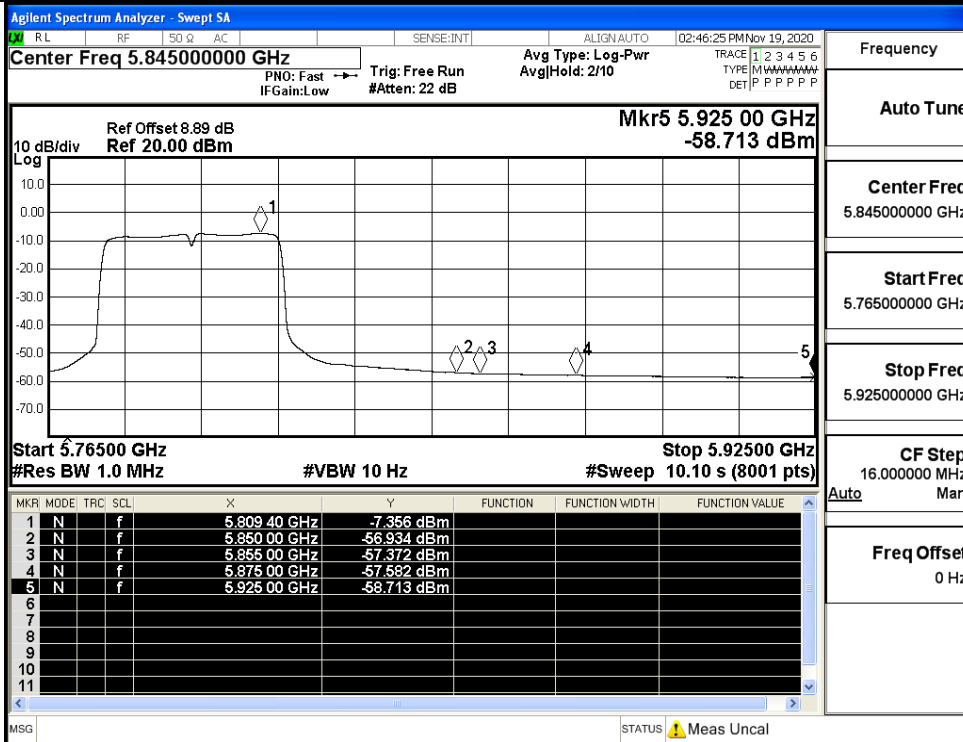


IEEE 802.11n40 / Channel 151 / 5755MHz / Average

Undesirable Emissions Measurement

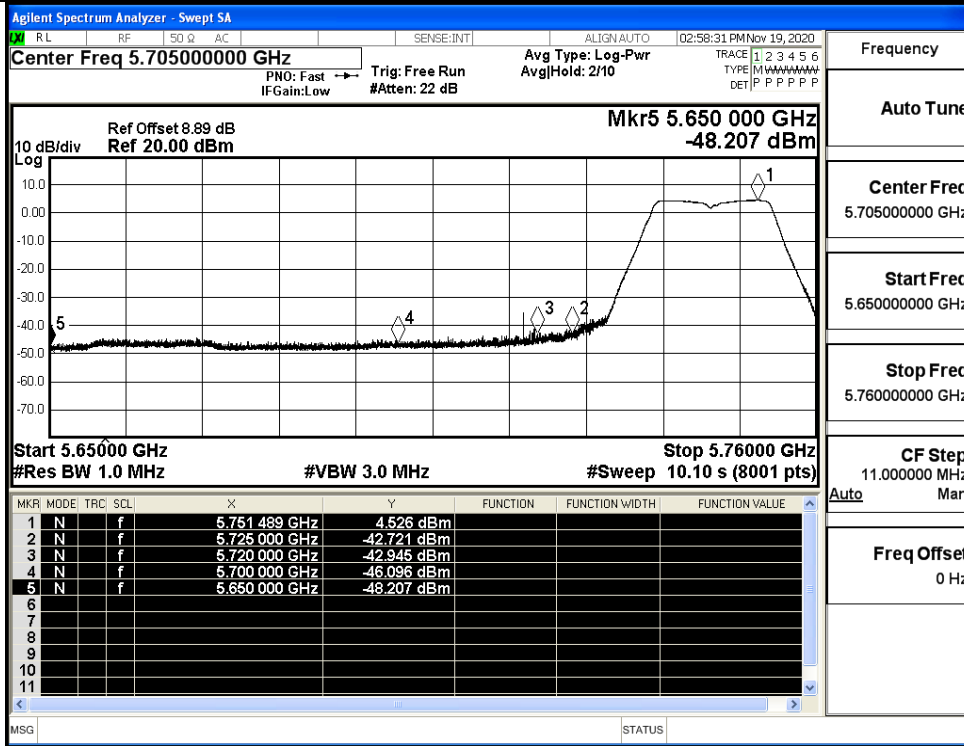


IEEE 802.11n40 / Channel 159 / 5795MHz / Peak

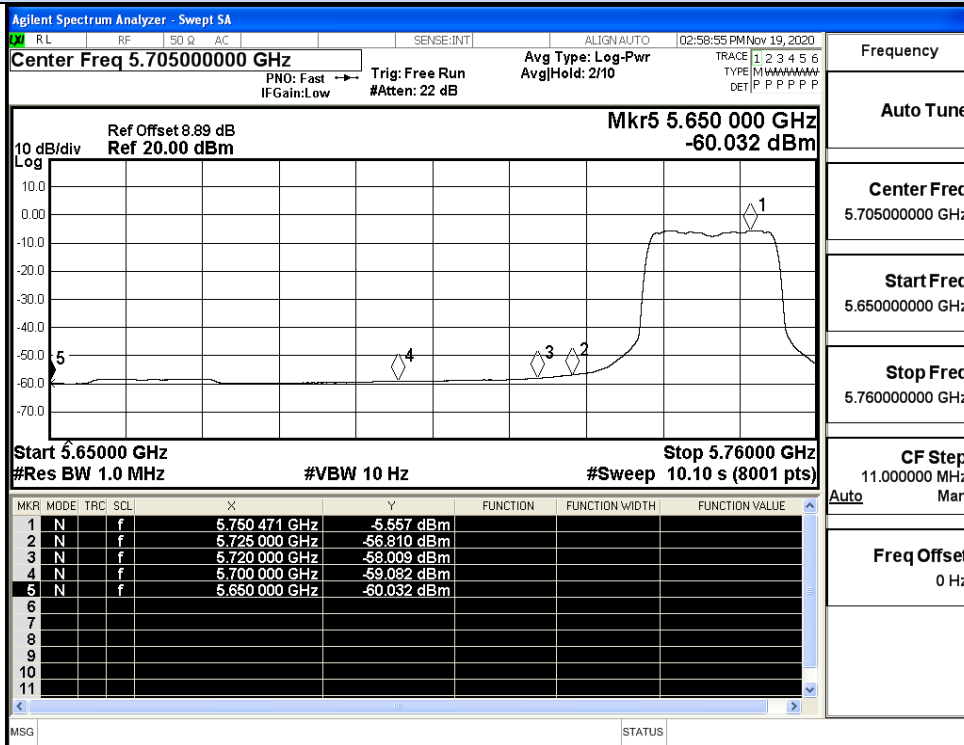


IEEE 802.11n40 / Channel 159 / 5795MHz / Average

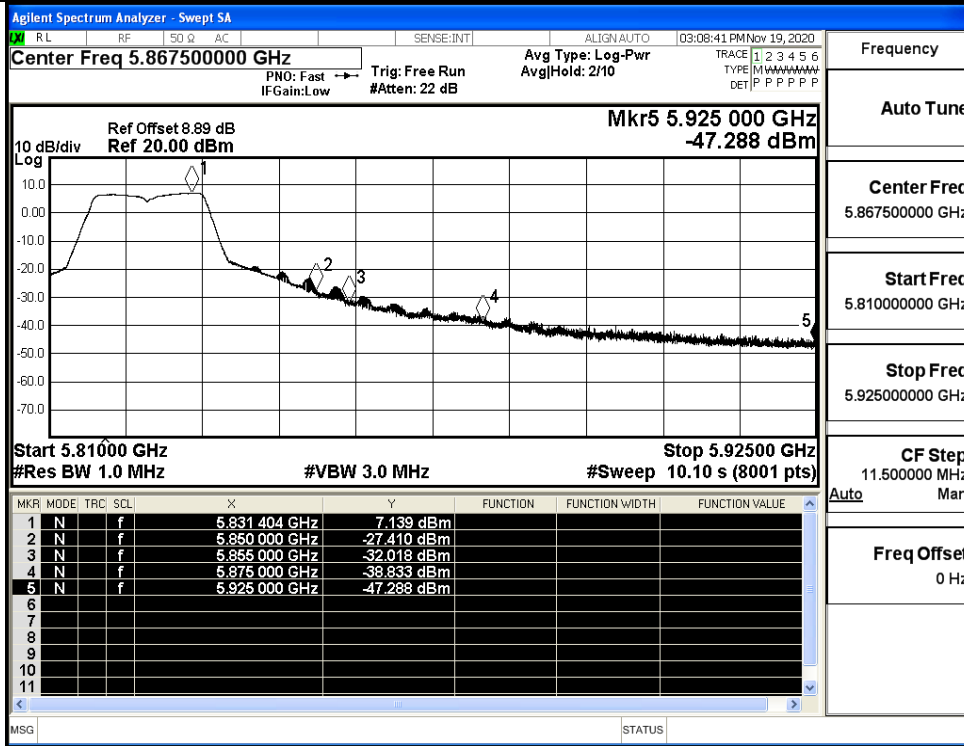




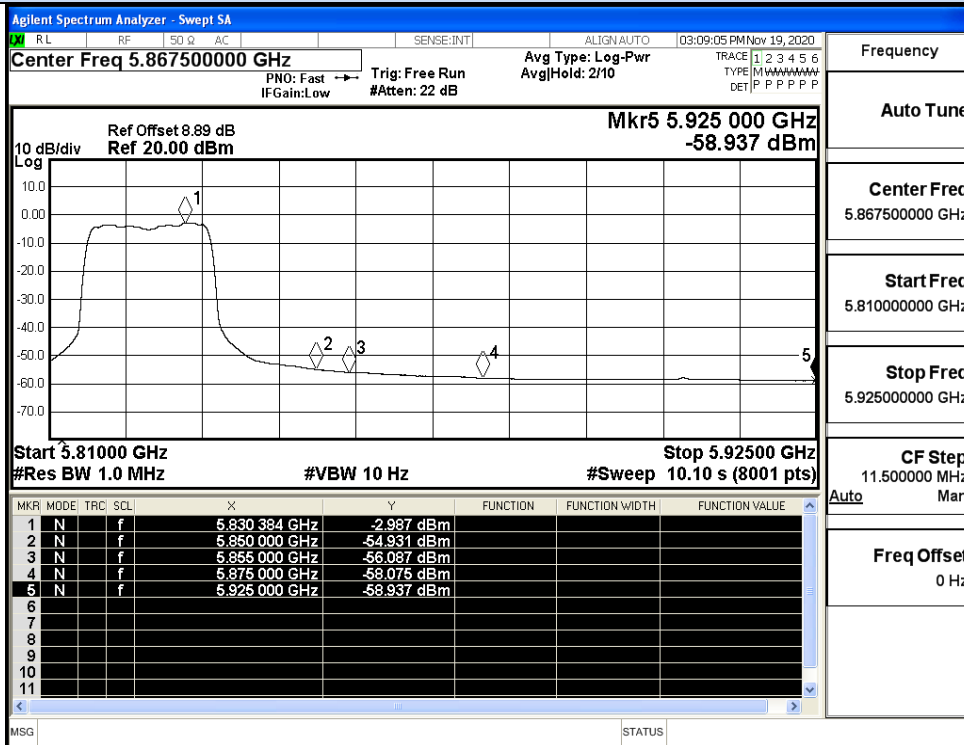
IEEE 802.11ac20 / Channel 149 / 5745MHz / Peak



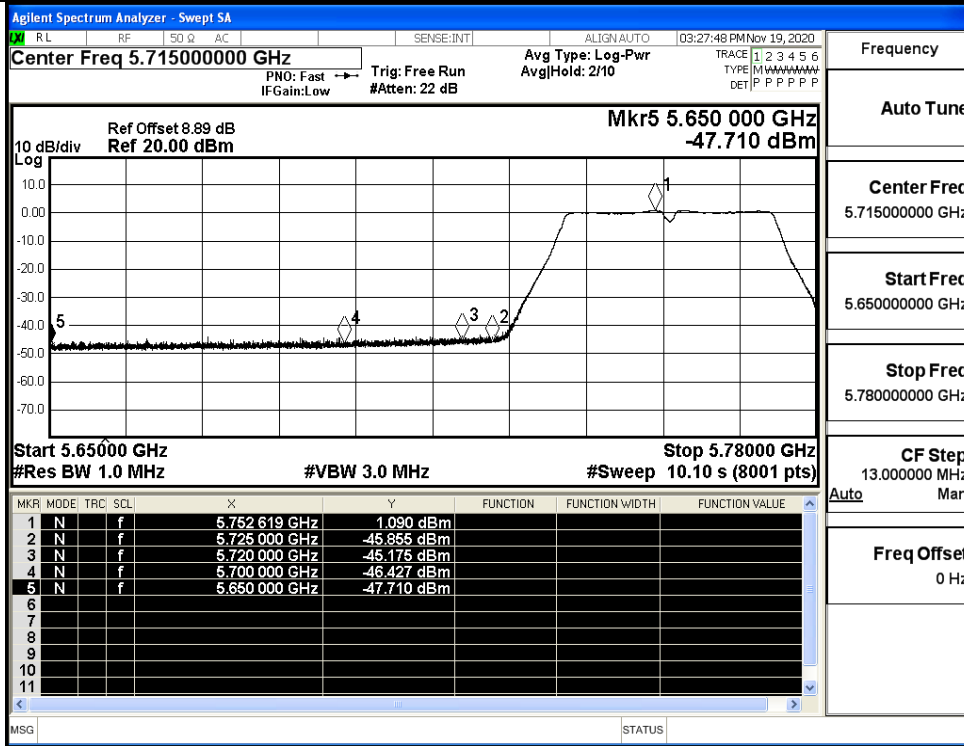
IEEE 802.11ac20 / Channel 149 / 5745MHz / Average



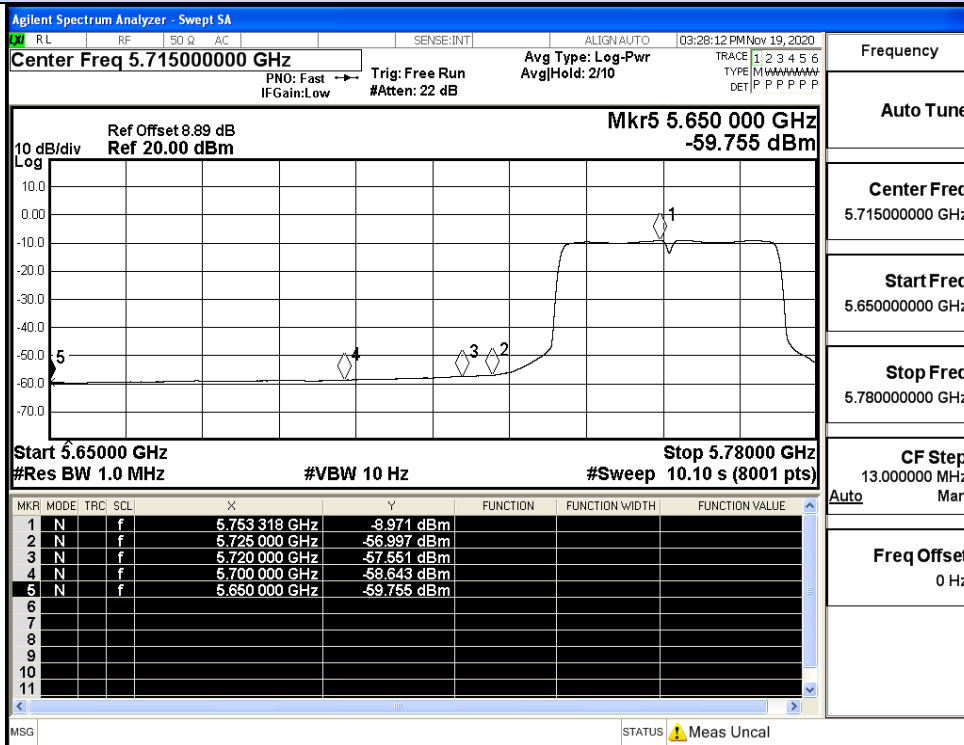
IEEE 802.11ac20 / Channel 165 / 5825MHz / Peak



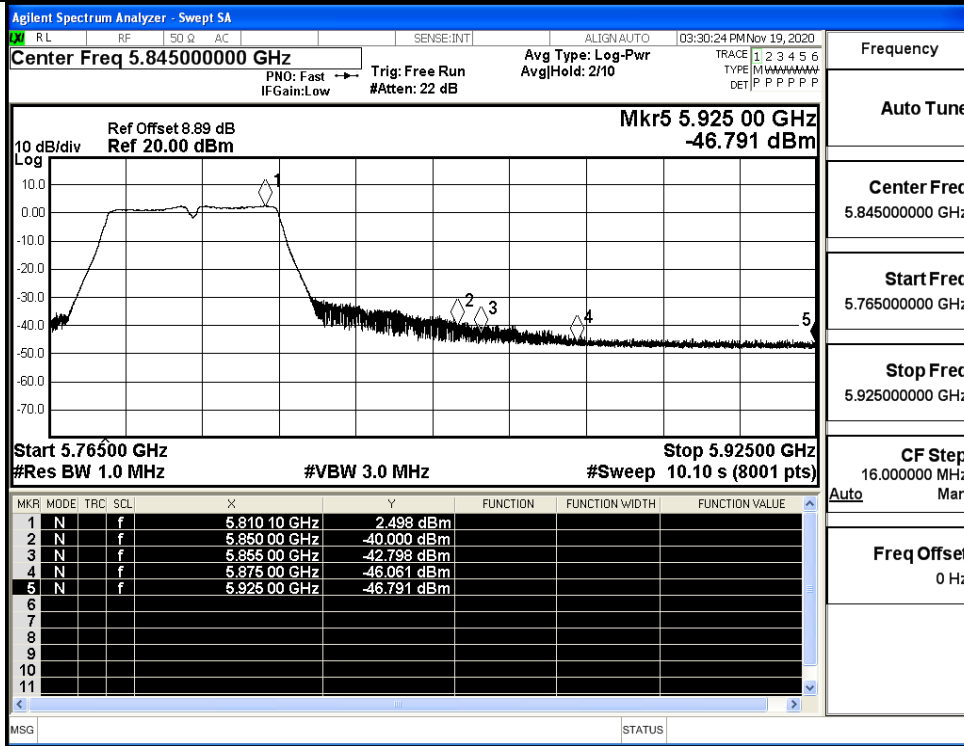
IEEE 802.11ac20 / Channel 165 / 5825MHz / Average



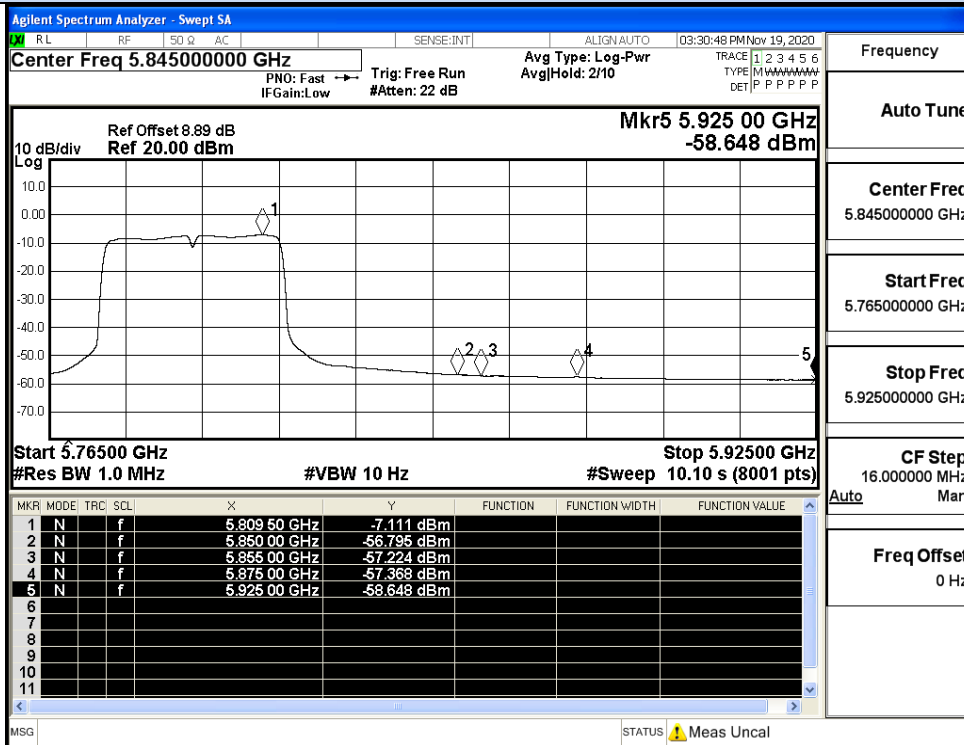
IEEE 802.11ac40 / Channel 151 / 5755MHz / Peak



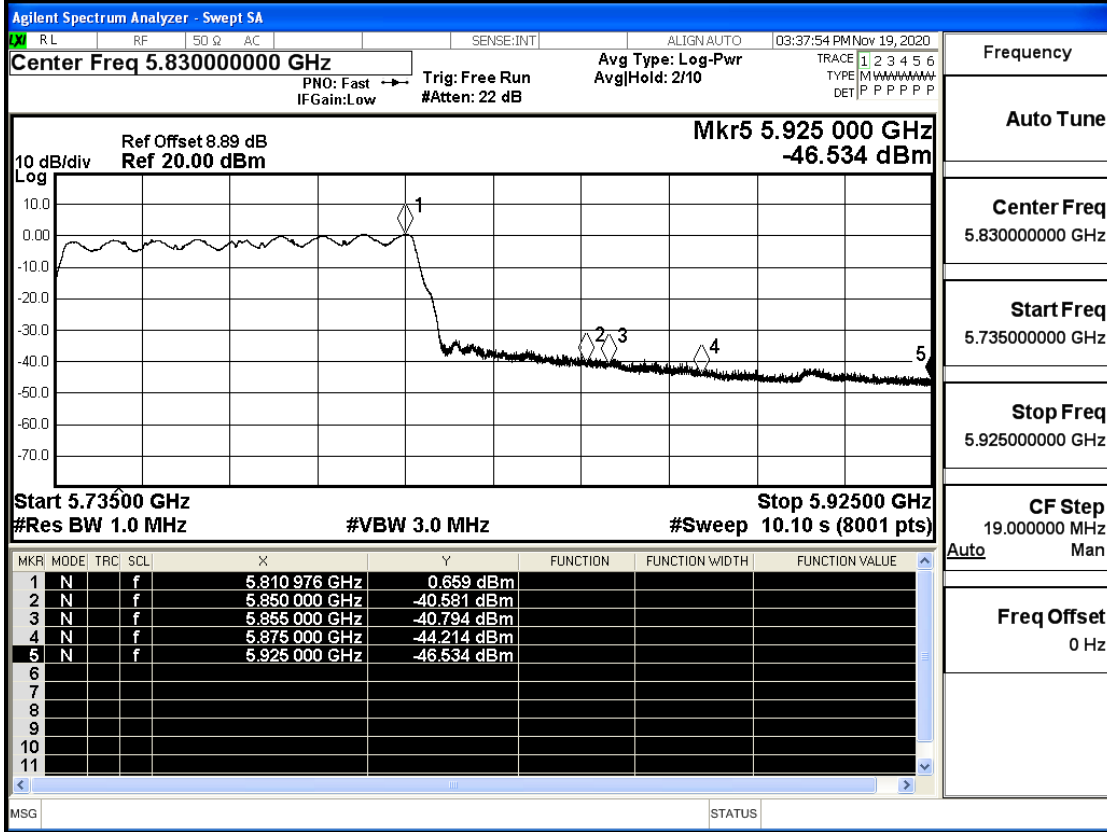
IEEE 802.11ac40 / Channel 151 / 5755MHz / Average



IEEE 802.11ac40 / Channel 159 / 5795MHz / Peak

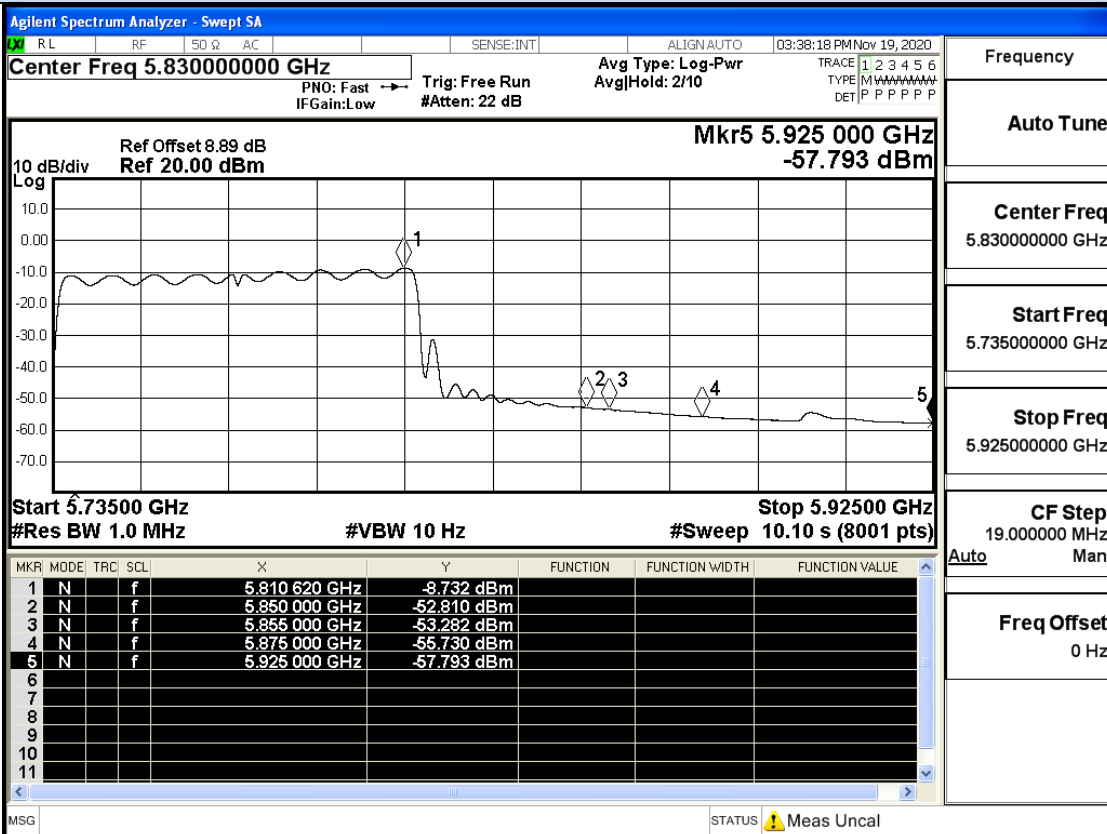


IEEE 802.11ac40 / Channel 159 / 5795MHz / Average



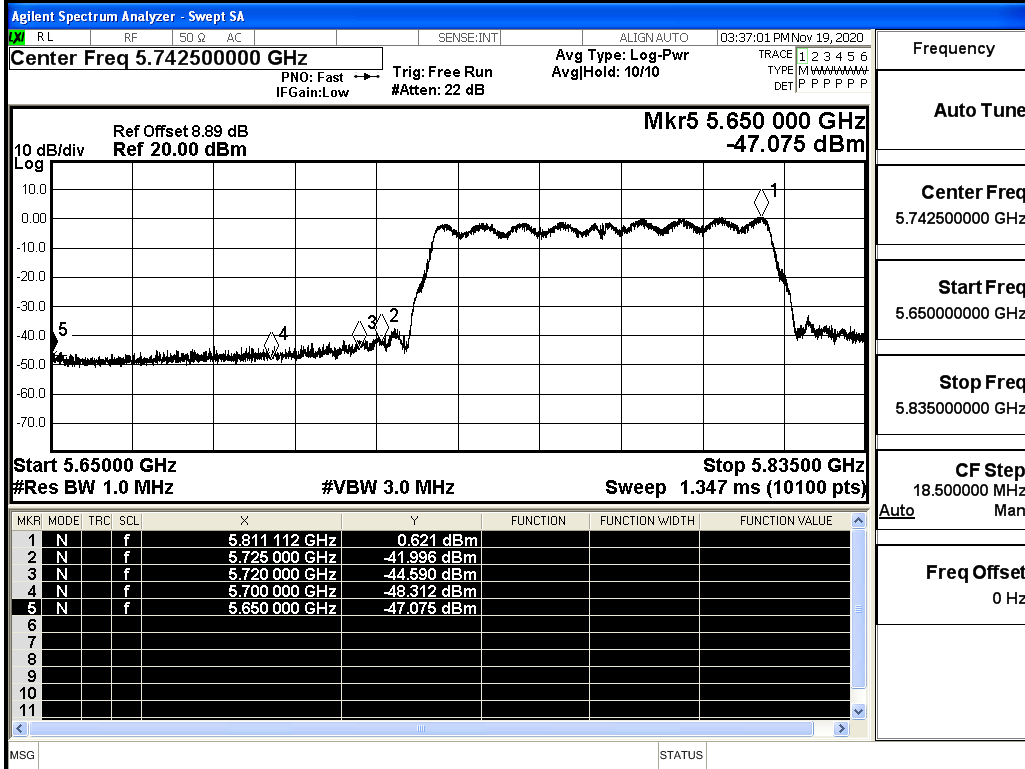
Frequency	
Auto Tune	
Center Freq	5.83000000 GHz
Start Freq	5.73500000 GHz
Stop Freq	5.92500000 GHz
CF Step	19.000000 MHz
Auto	Man
Freq Offset	0 Hz

IEEE 802.11ac80 / Channel 155 / 5775MHz / Peak



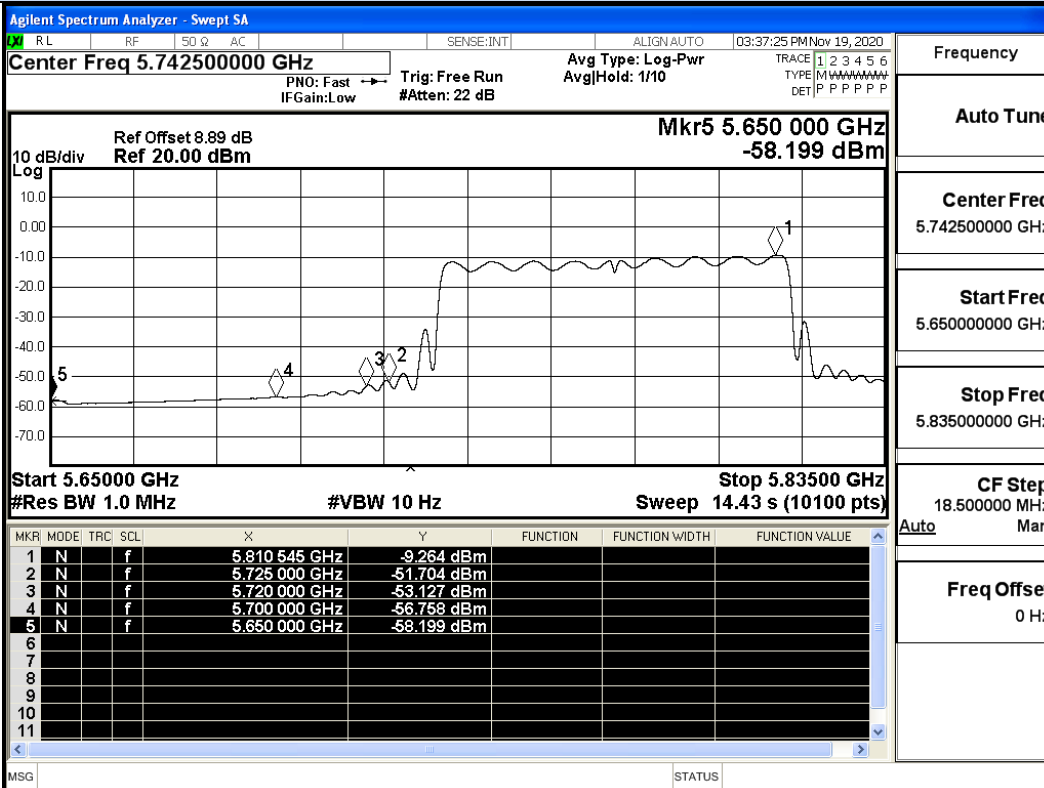
Frequency	
Auto Tune	
Center Freq	5.83000000 GHz
Start Freq	5.73500000 GHz
Stop Freq	5.92500000 GHz
CF Step	19.000000 MHz
Auto	Man
Freq Offset	0 Hz

IEEE 802.11ac80 / Channel 155 / 5775MHz / Average



Frequency	
Auto Tune	
Center Freq	5.74250000 GHz
Start Freq	5.65000000 GHz
Stop Freq	5.83500000 GHz
CF Step	18.500000 MHz
Auto	Man
Freq Offset	0 Hz

IEEE 802.11ac80 / Channel 155 / 5775MHz / Peak

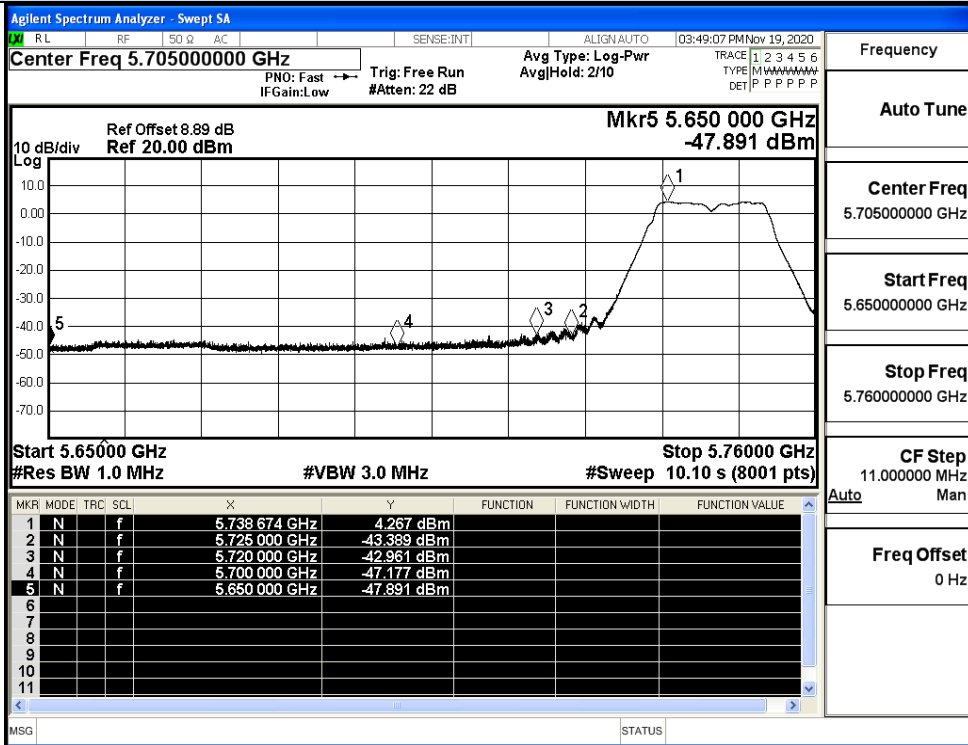


Frequency	
Auto Tune	
Center Freq	5.74250000 GHz
Start Freq	5.65000000 GHz
Stop Freq	5.83500000 GHz
CF Step	18.500000 MHz
Auto	Man
Freq Offset	0 Hz

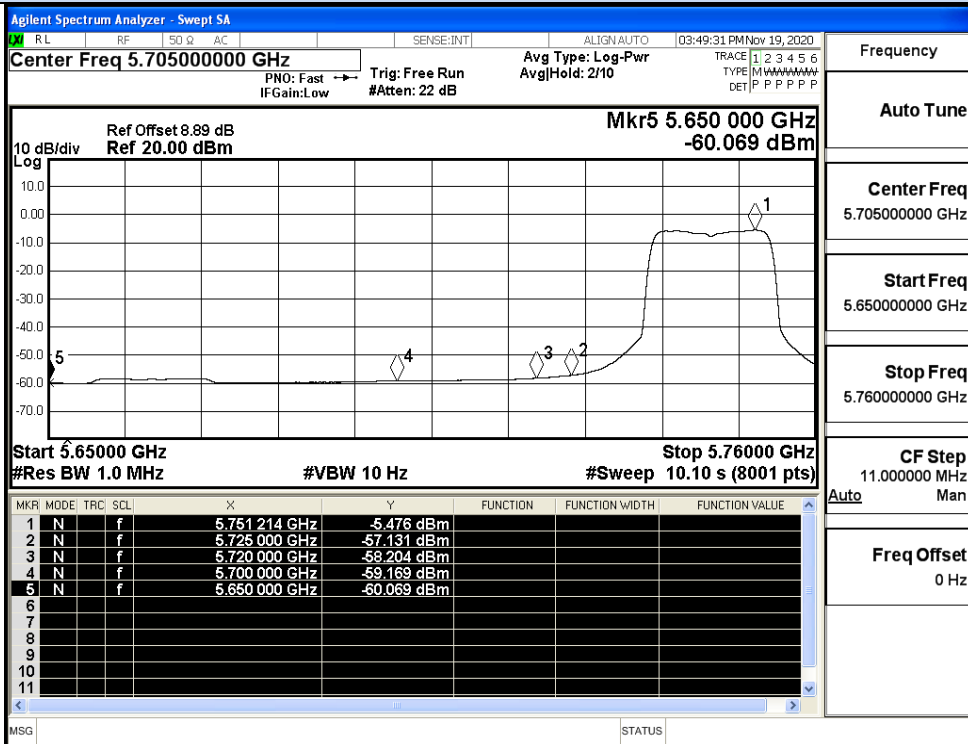
IEEE 802.11ac80 / Channel 155 / 5775MHz / Average

Ant1

Undesirable Emissions Measurement

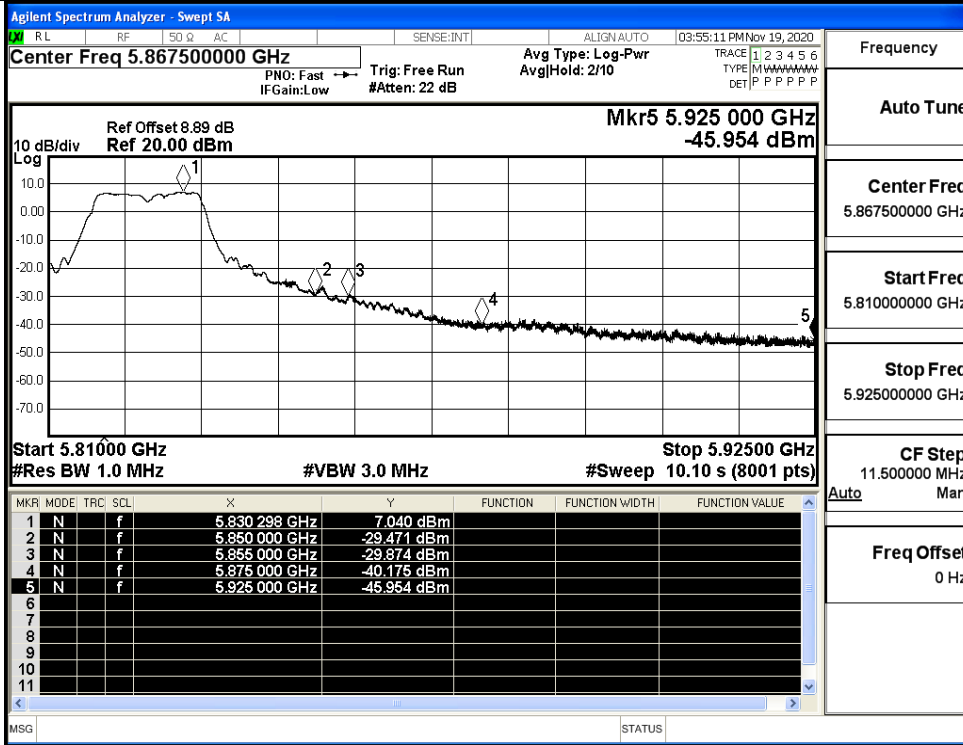


IEEE 802.11a / Channel 149 / 5745MHz / Peak

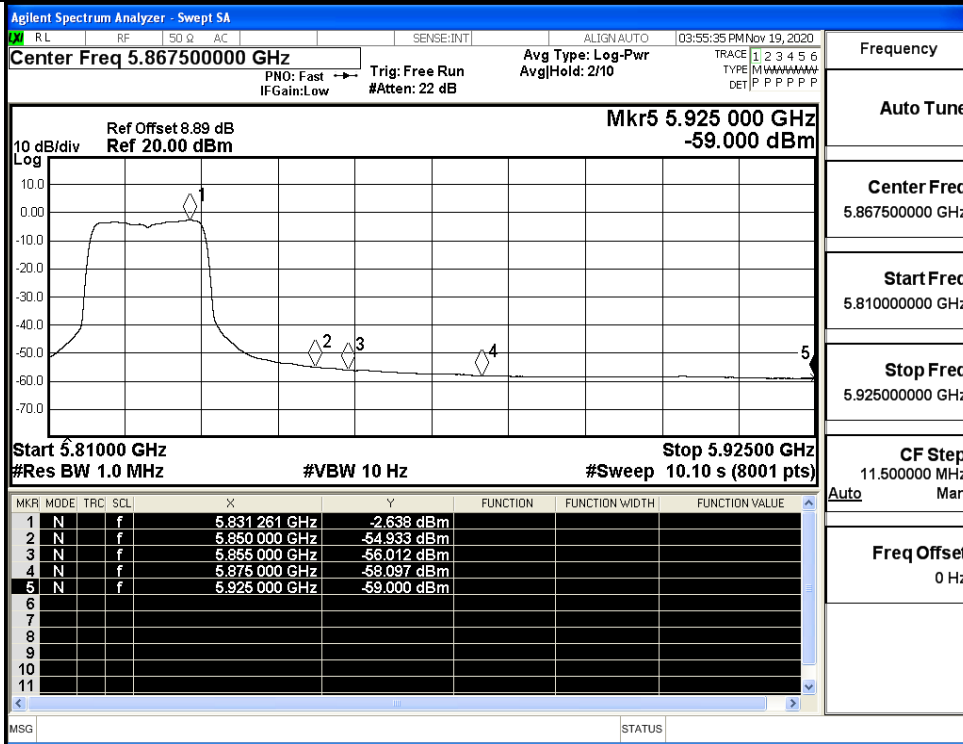


IEEE 802.11a / Channel 148 / 5745MHz / Average

Undesirable Emissions Measurement



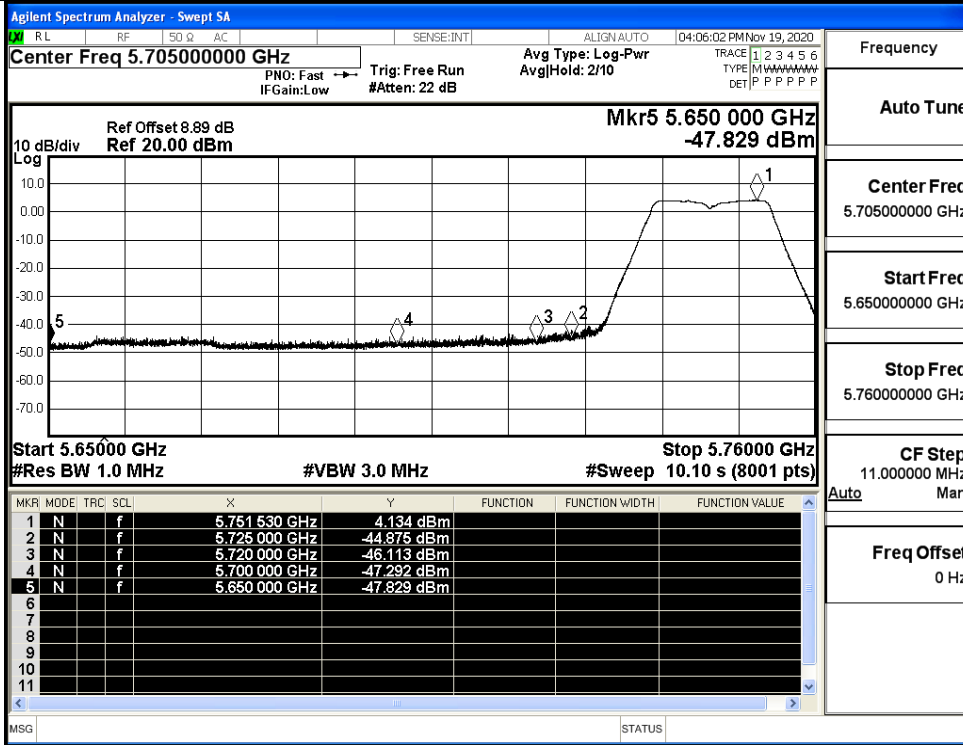
IEEE 802.11a / Channel 165 / 5825MHz / Peak



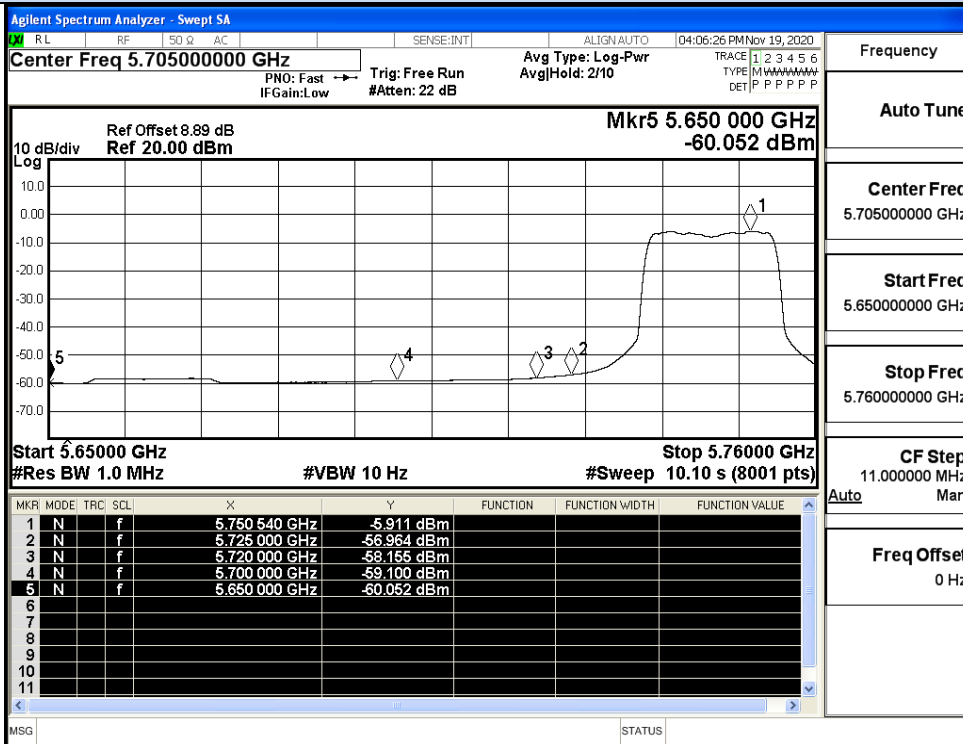
IEEE 802.11a / Channel 165 / 5825MHz / Average



Undesirable Emissions Measurement

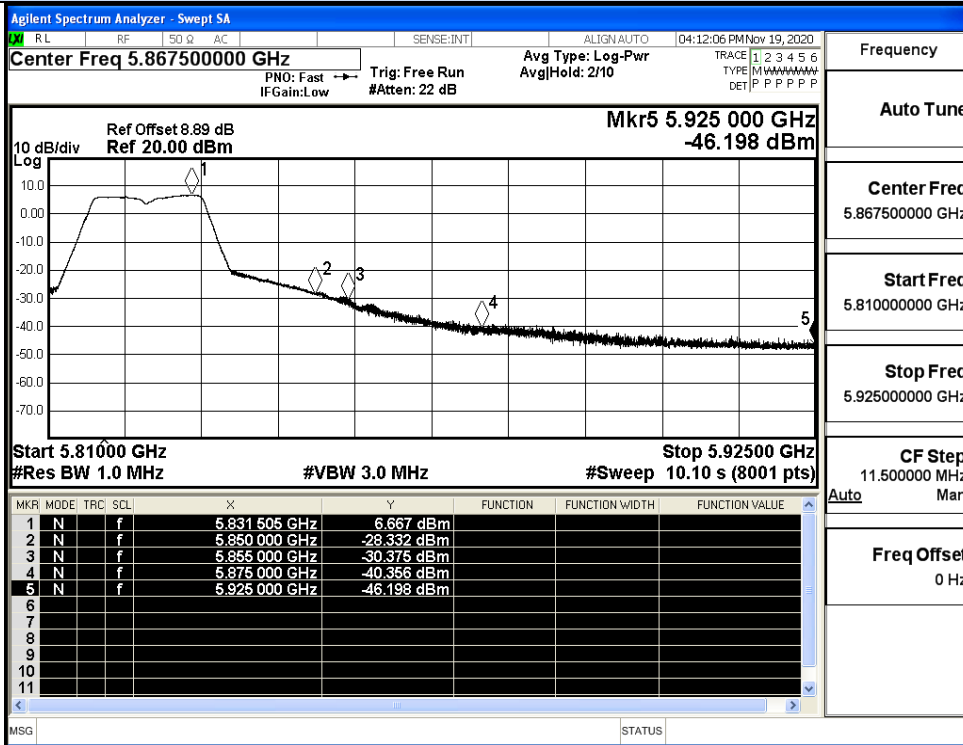


IEEE 802.11n20 / Channel 149 / 5745MHz / Peak

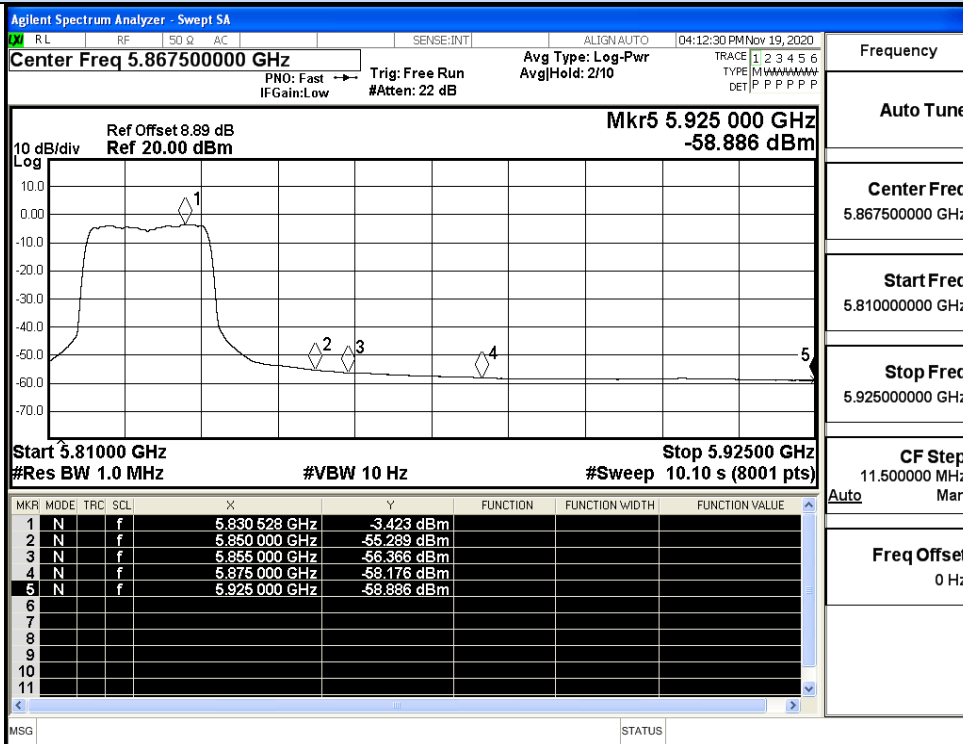


IEEE 802.11n20 / Channel 149 / 5745MHz / Average

Undesirable Emissions Measurement

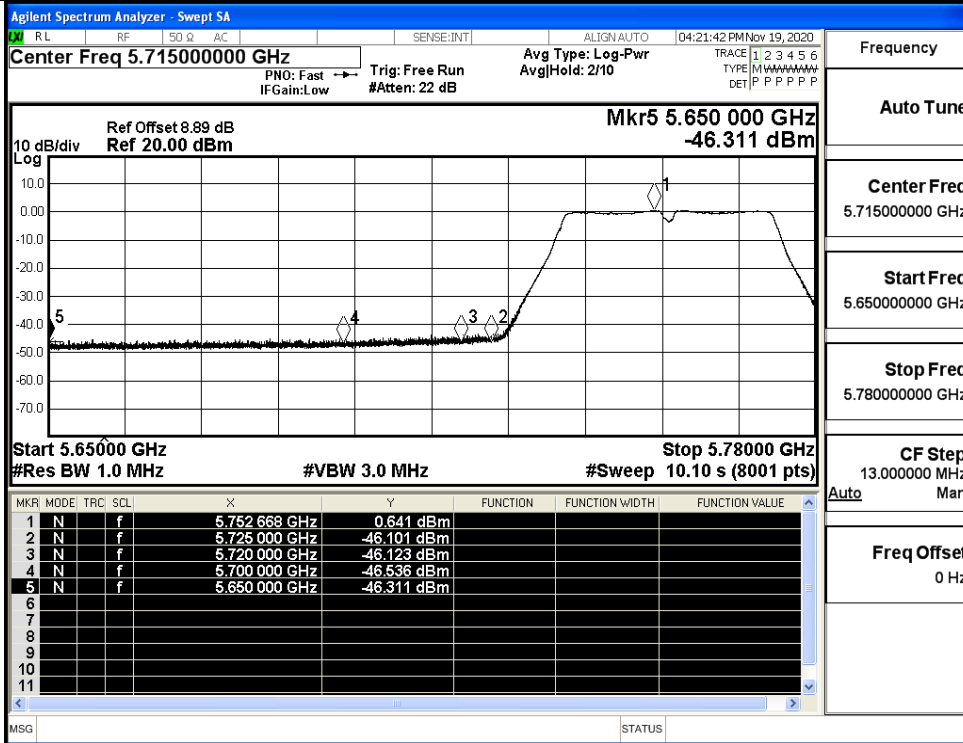


IEEE 802.11n20 / Channel 165 / 5825MHz / Peak

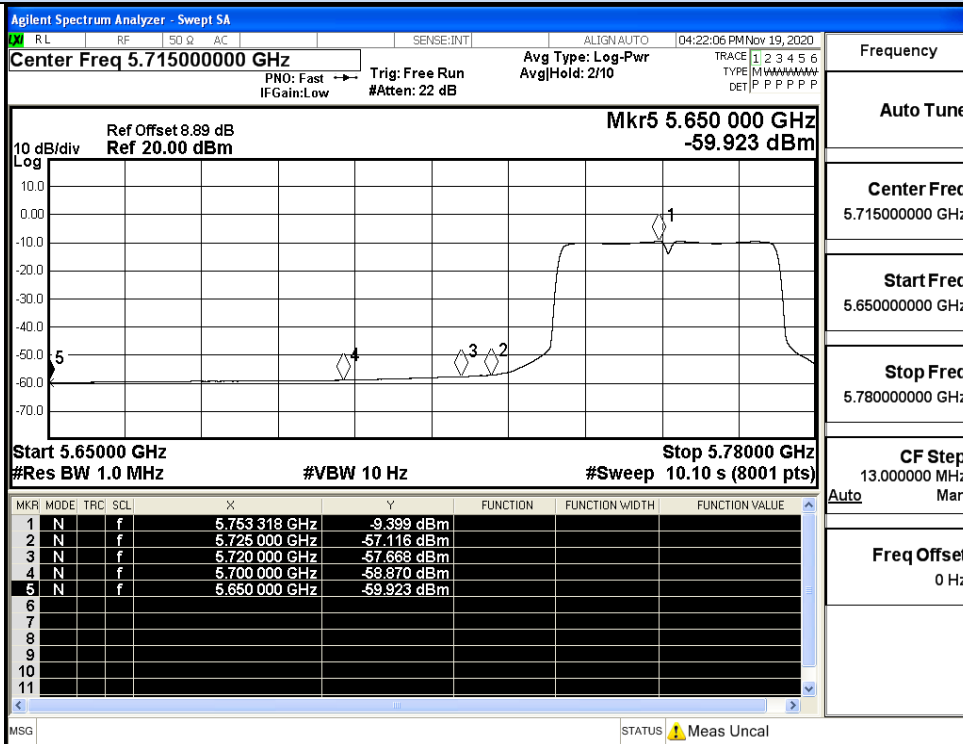


IEEE 802.11n20 / Channel 165 / 5825MHz / Average

Undesirable Emissions Measurement

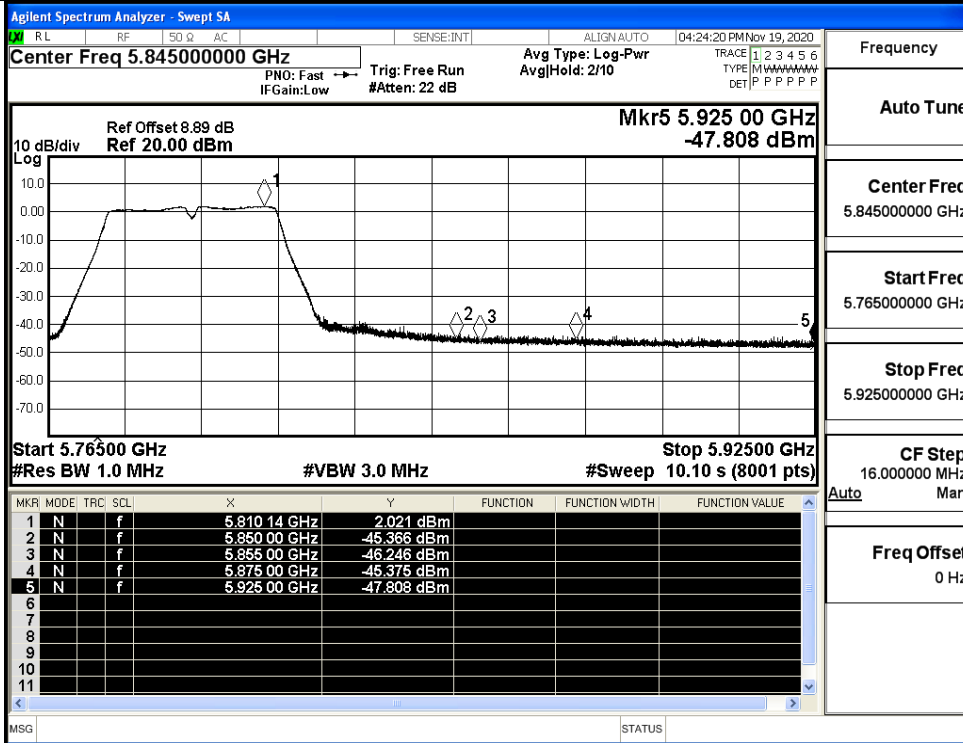


IEEE 802.11n40 / Channel 151 / 5755MHz / Peak

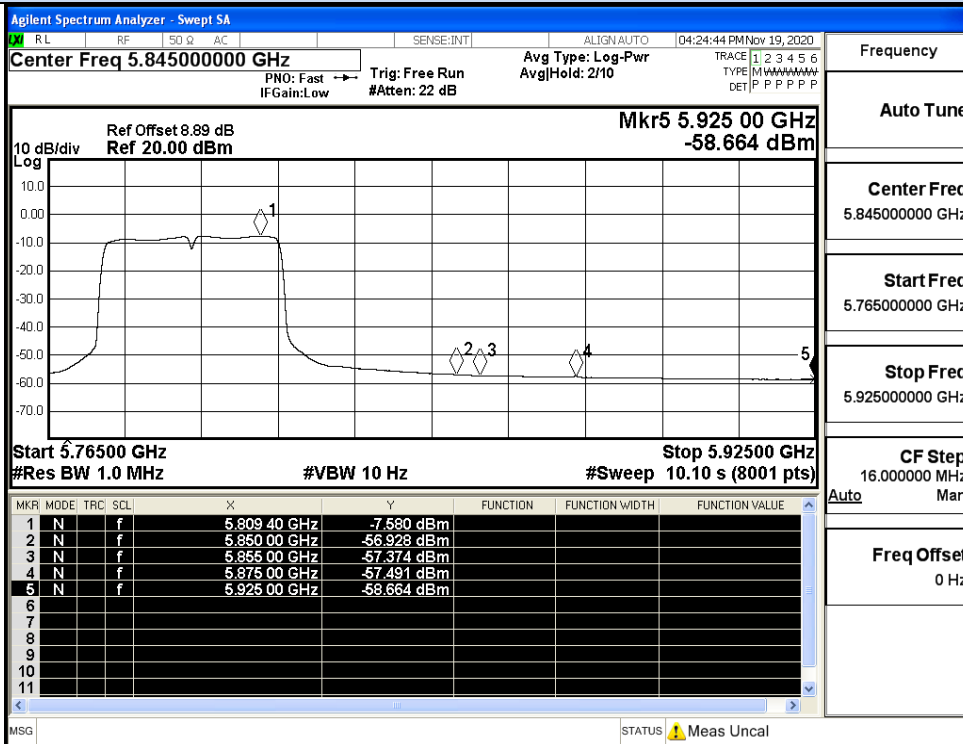


IEEE 802.11n40 / Channel 151 / 5755MHz / Average

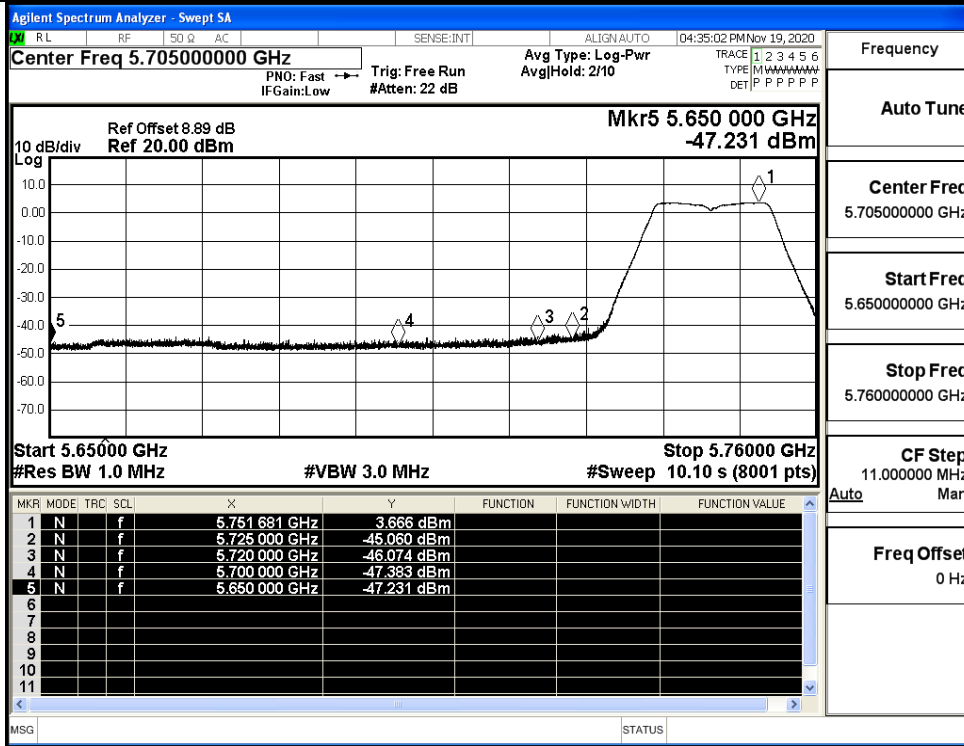
Undesirable Emissions Measurement



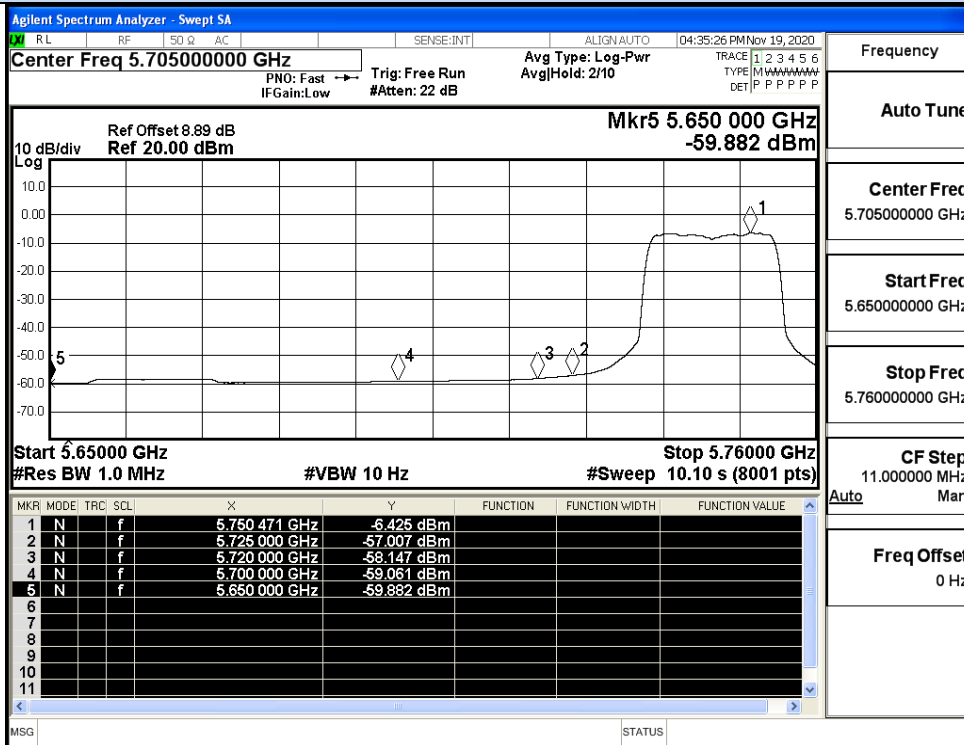
IEEE 802.11n40 / Channel 159 / 5795MHz / Peak



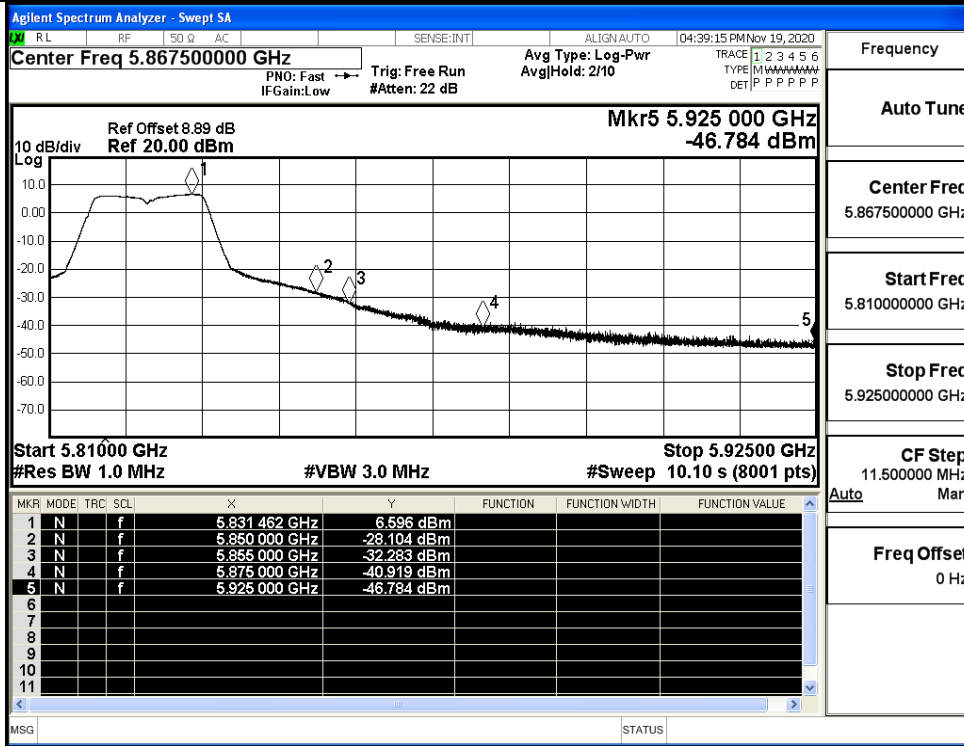
IEEE 802.11n40 / Channel 159 / 5795MHz / Average



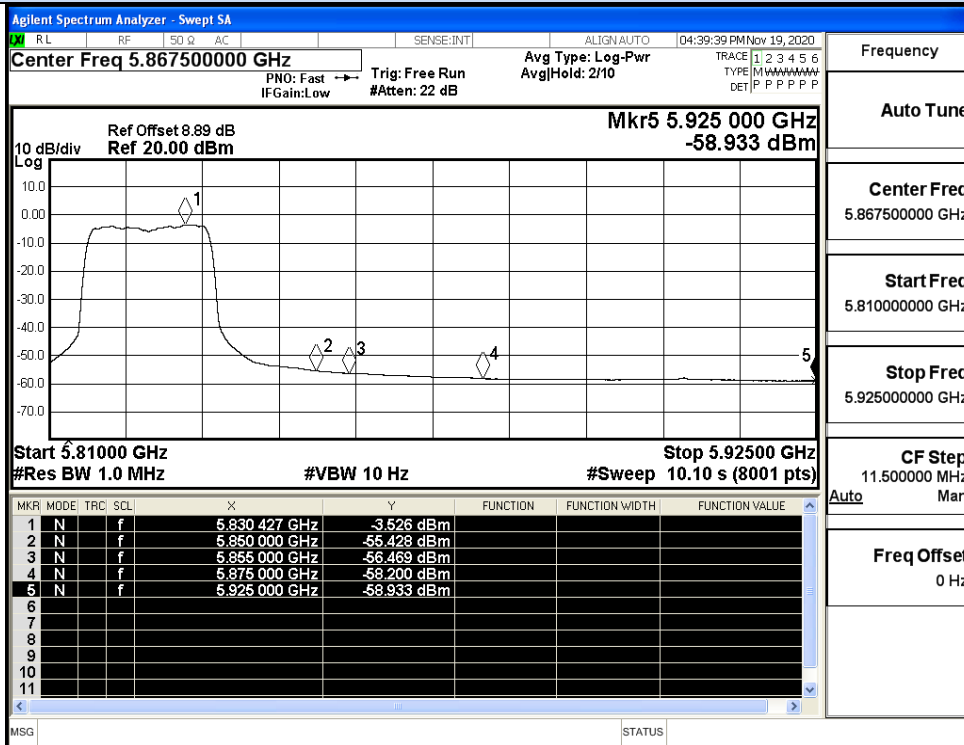
IEEE 802.11ac20 / Channel 149 / 5745MHz / Peak



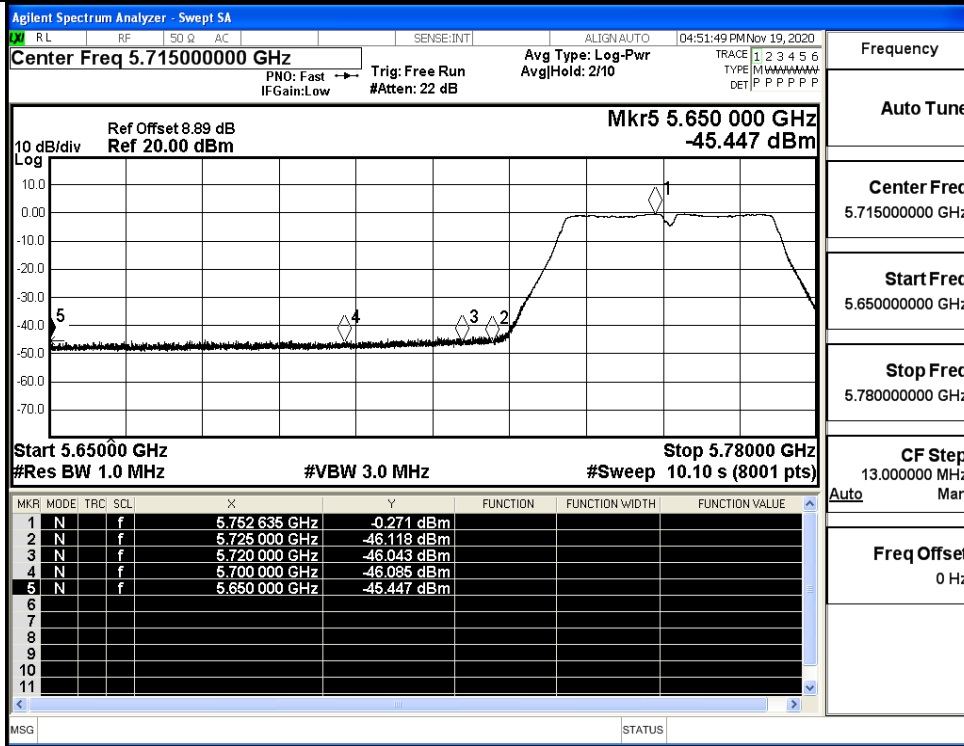
IEEE 802.11ac20 / Channel 149 / 5745MHz / Average



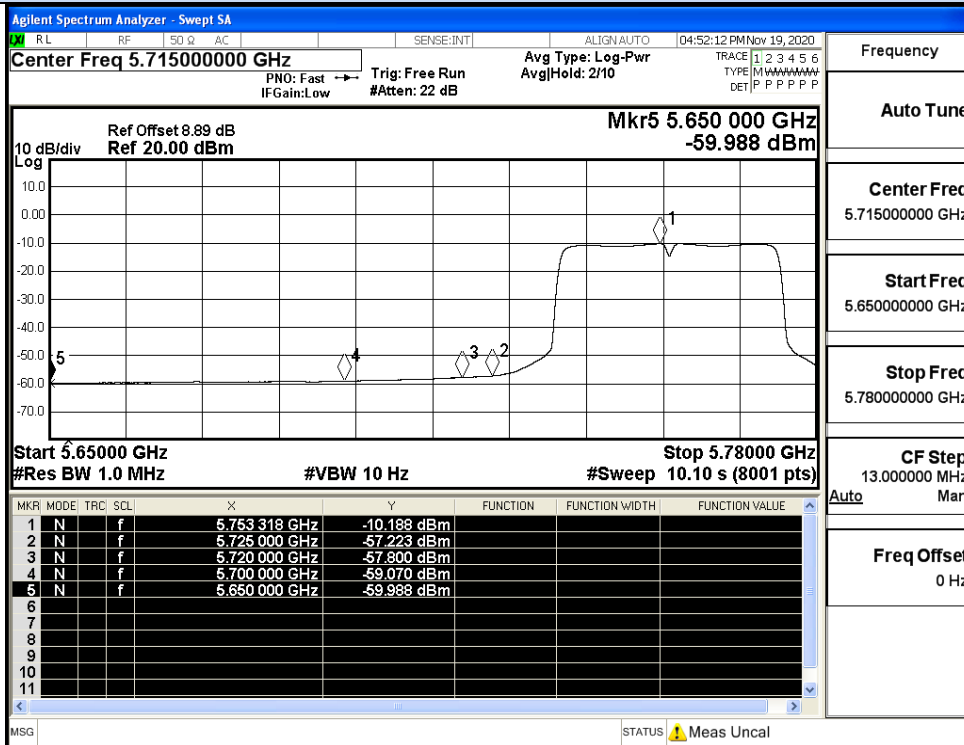
IEEE 802.11ac20 / Channel 165 / 5825MHz / Peak



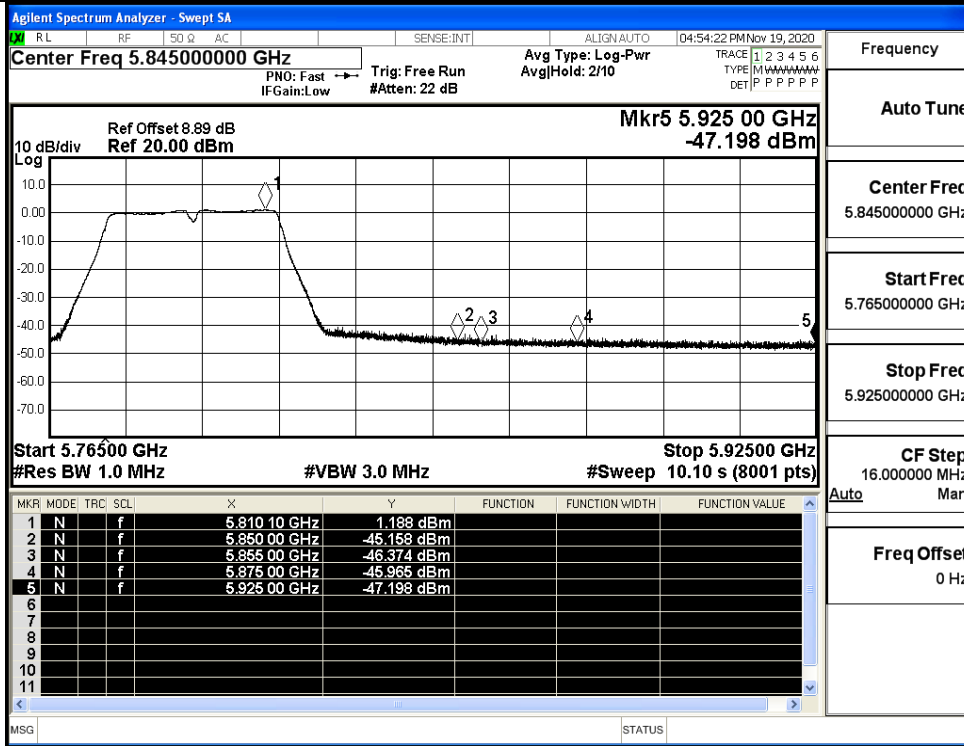
IEEE 802.11ac20 / Channel 165 / 5825MHz / Average



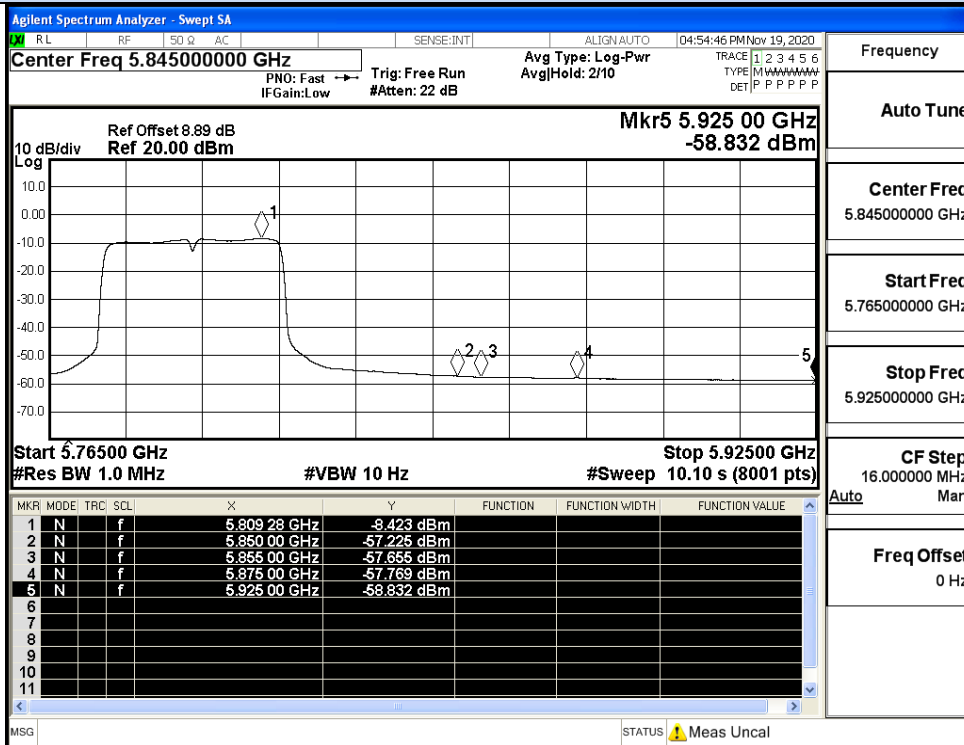
IEEE 802.11ac40 / Channel 151 / 5755MHz / Peak



IEEE 802.11ac40 / Channel 151 / 5755MHz / Average

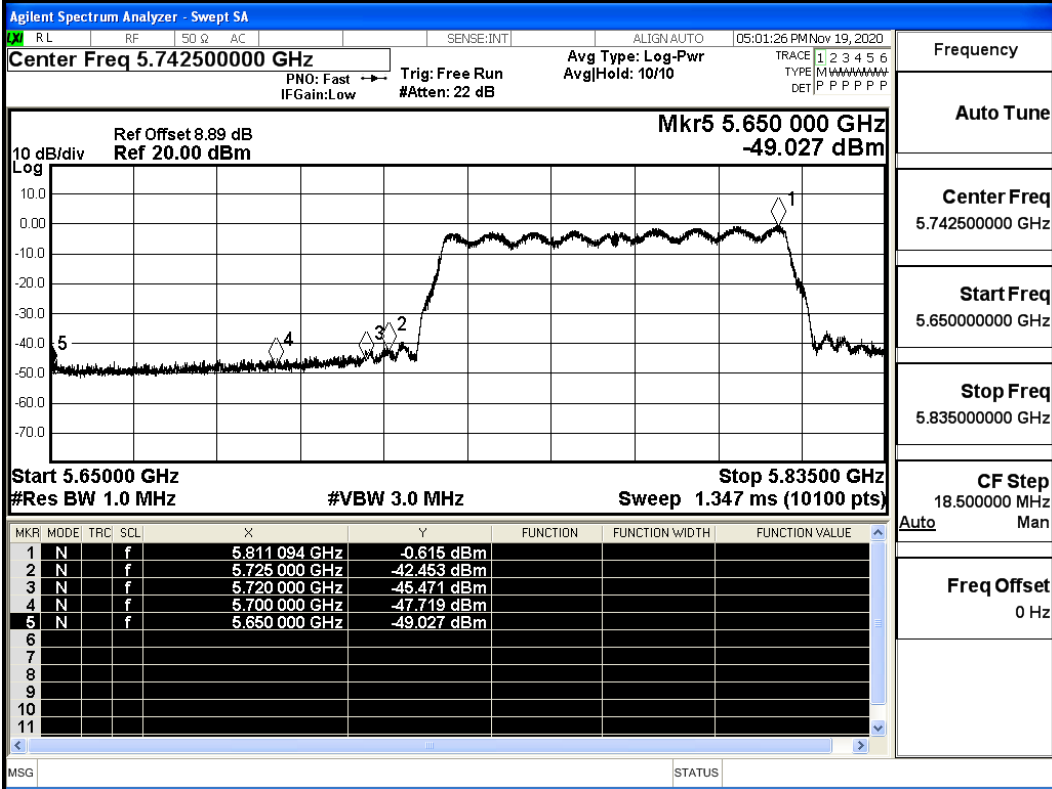


IEEE 802.11ac40 / Channel 159 / 5795MHz / Peak

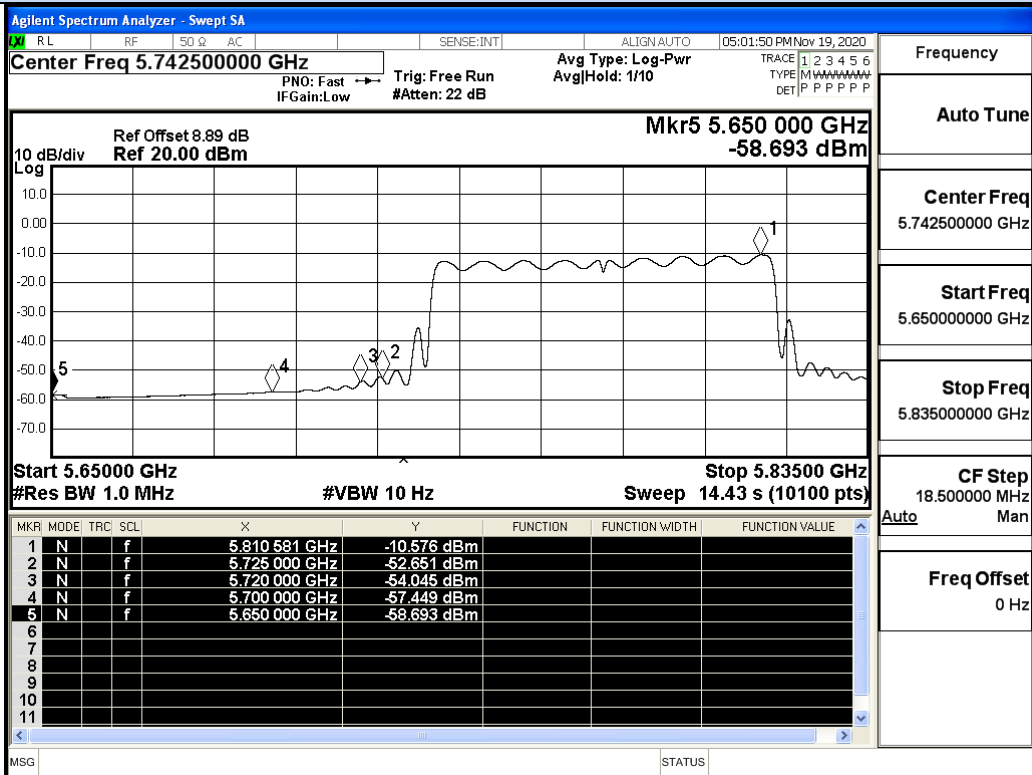


IEEE 802.11ac40 / Channel 159 / 5795MHz / Average

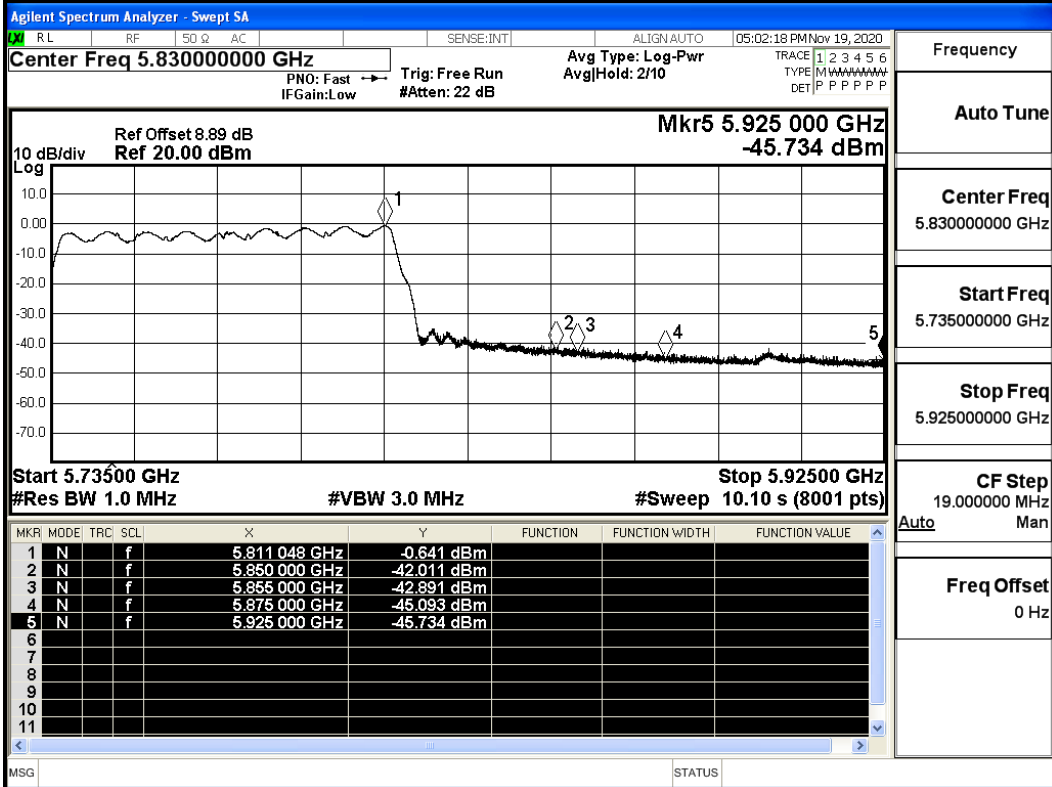




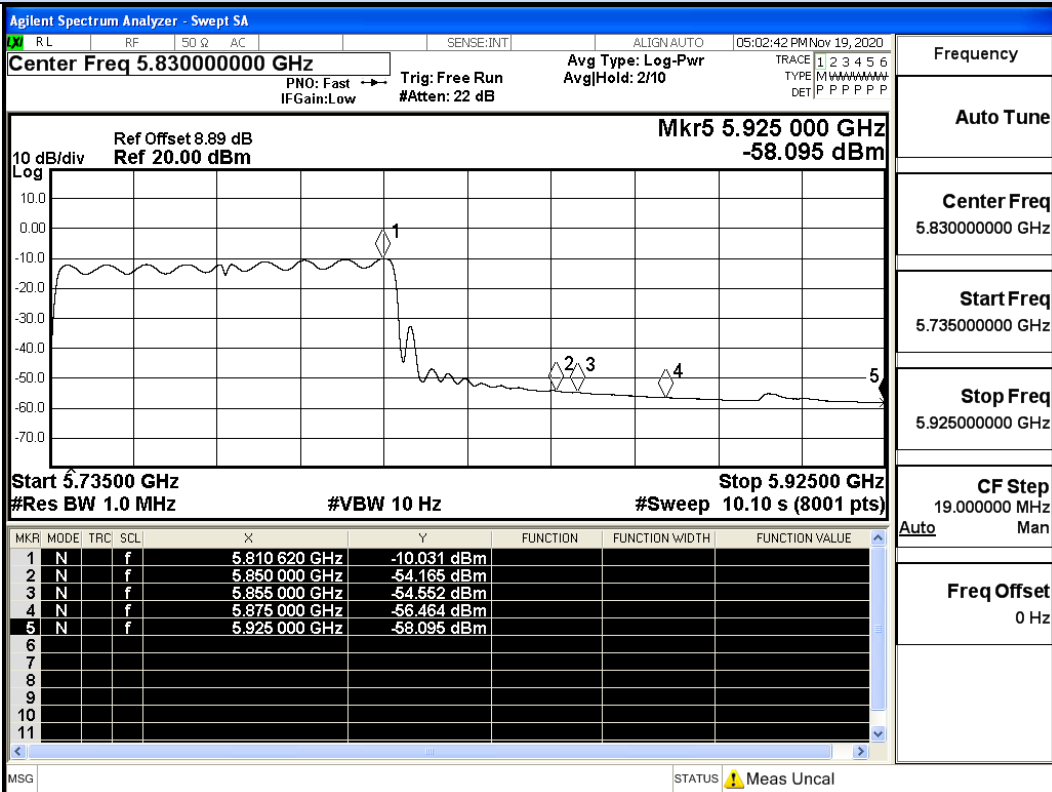
IEEE 802.11ac80 / Channel 155 / 5775MHz / Peak



IEEE 802.11ac80 / Channel 155 / 5775MHz / Average



IEEE 802.11ac80 / Channel 155 / 5775MHz / Peak



IEEE 802.11ac80 / Channel 155 / 5775MHz / Average