

## Appendix G

### RF Test Data for 5.8GWIFI(Conducted Measurement)

Product Name: Smart ARM PC BOX

Test Model: APC390K



#### Environmental Conditions

Temperature:	23.8°C
Relative Humidity:	52.1%
ATM Pressure:	100.0 kPa
Test Engineer:	Paddi Chen
Supervised by:	Nick Peng





### G.1 -6dB Bandwidth

Condition	Mode	Frequency (MHz)	Antenna	-6 dB Bandwidth (MHz)	Limit -6 dB Bandwidth (MHz)	Verdict
NVNT	a	5745	Ant1	17.094	>=0.5	Pass
NVNT	a	5785	Ant1	17.185	>=0.5	Pass
NVNT	a	5825	Ant1	16.92	>=0.5	Pass
NVNT	n20	5745	Ant1	17.087	>=0.5	Pass
NVNT	n20	5785	Ant1	17.083	>=0.5	Pass
NVNT	n20	5825	Ant1	17.016	>=0.5	Pass
NVNT	n40	5755	Ant1	36.082	>=0.5	Pass
NVNT	n40	5795	Ant1	36.278	>=0.5	Pass
NVNT	ac20	5745	Ant1	17.084	>=0.5	Pass
NVNT	ac20	5785	Ant1	17.056	>=0.5	Pass
NVNT	ac20	5825	Ant1	16.947	>=0.5	Pass
NVNT	ac40	5755	Ant1	36.318	>=0.5	Pass
NVNT	ac40	5795	Ant1	36.315	>=0.5	Pass
NVNT	ac80	5775	Ant1	75.358	>=0.5	Pass

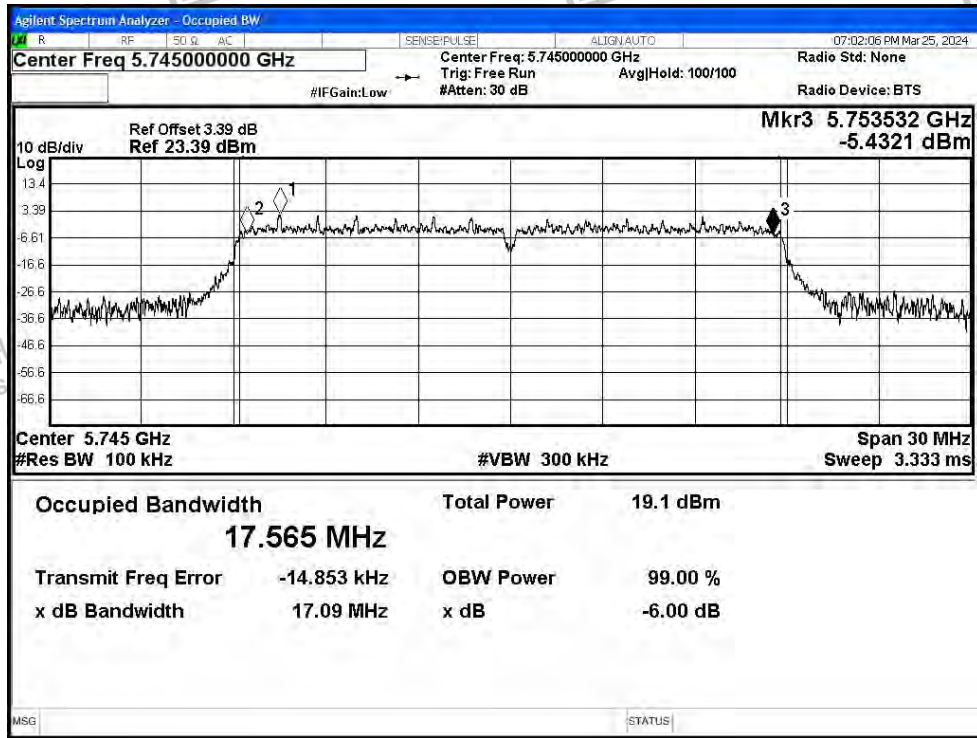


Shenzhen LCS Compliance Testing Laboratory Ltd.  
 Add: 101, 201 Bldg A & 301 Bldg C, Juji Industrial Park Yabianxueziwei, Shajing Street, Baoan District, Shenzhen, 518000, China  
 Tel: +(86) 0755-82591330 | E-mail: webmaster@lcs-cert.com | Web: www.lcs-cert.com  
 Scan code to check authenticity

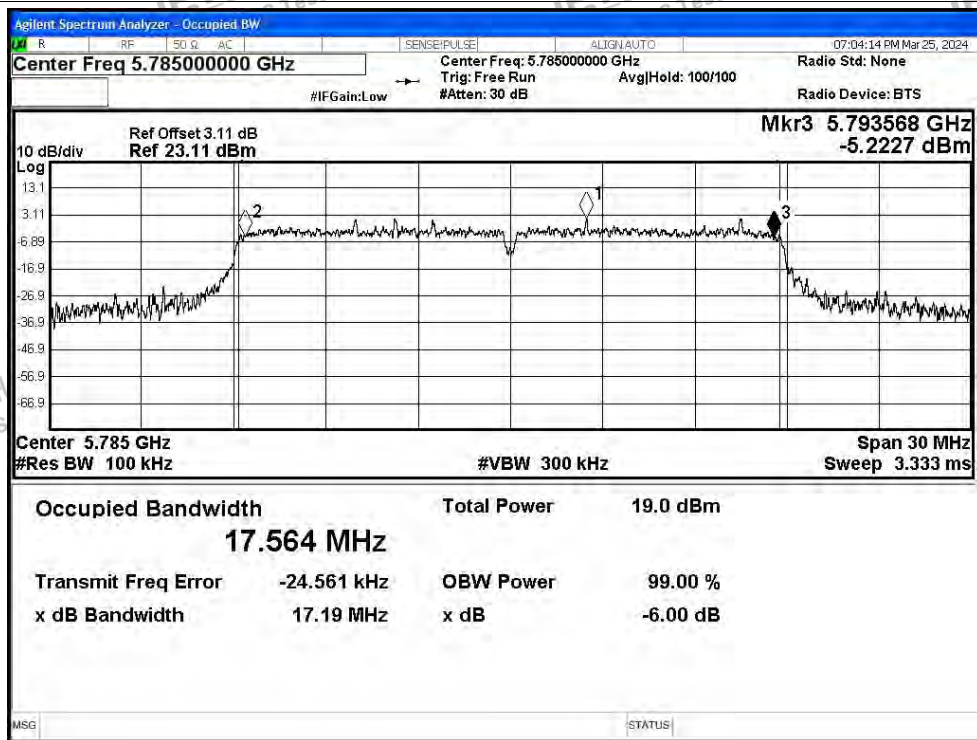


Test Graphs

-6dB Bandwidth NVNT a 5745MHz Ant1

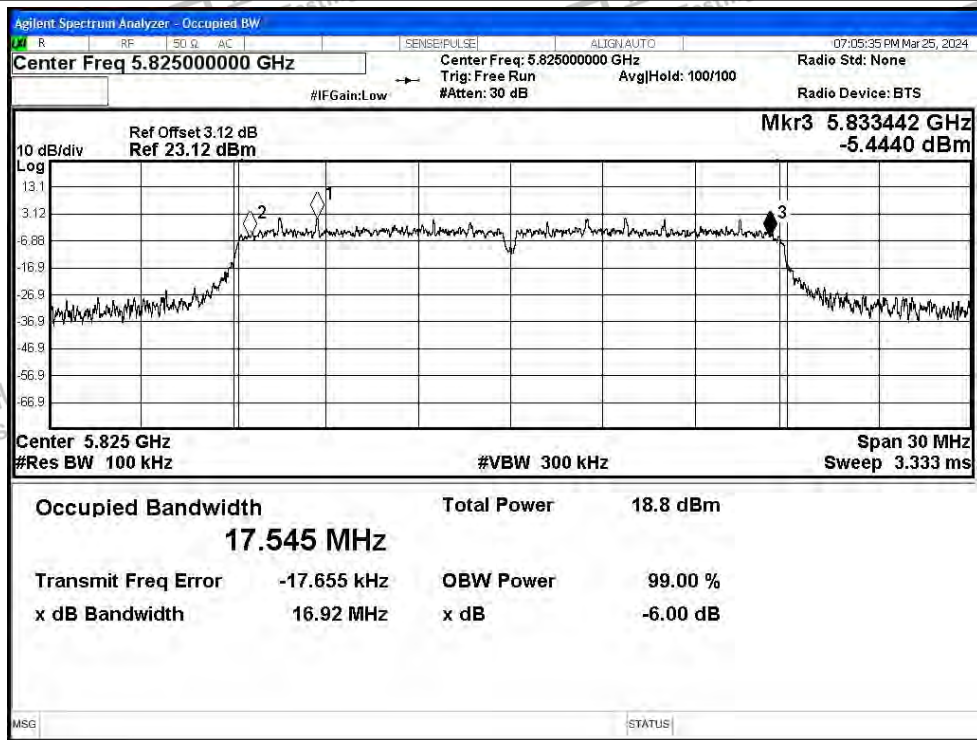


-6dB Bandwidth NVNT a 5785MHz Ant1

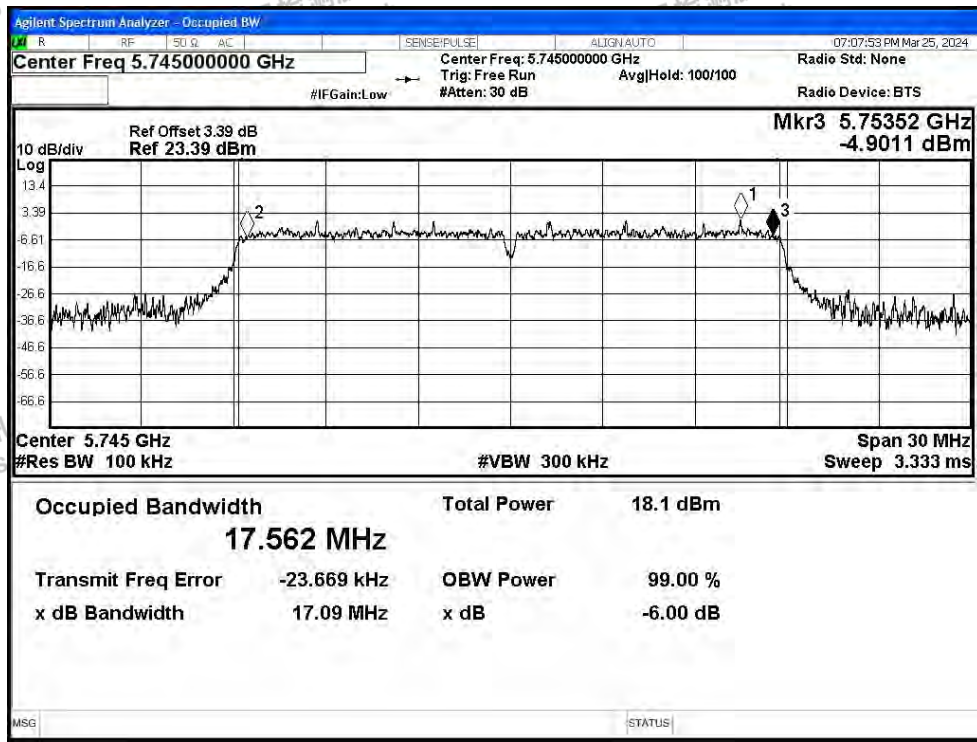




-6dB Bandwidth NVNT a 5825MHz Ant1

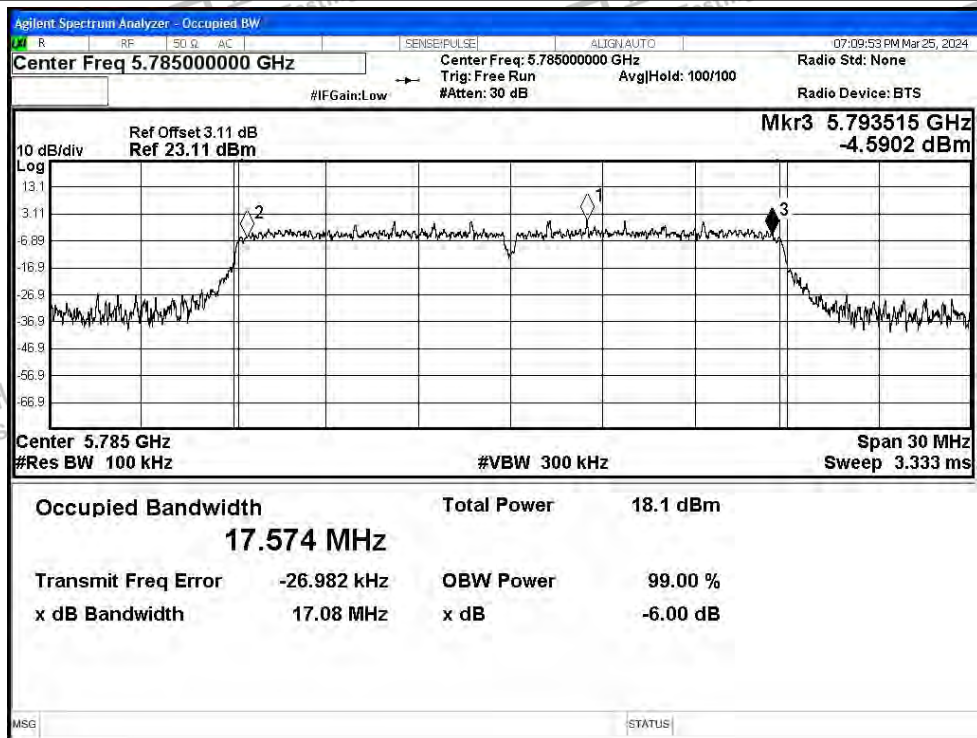


-6dB Bandwidth NVNT n20 5745MHz Ant1

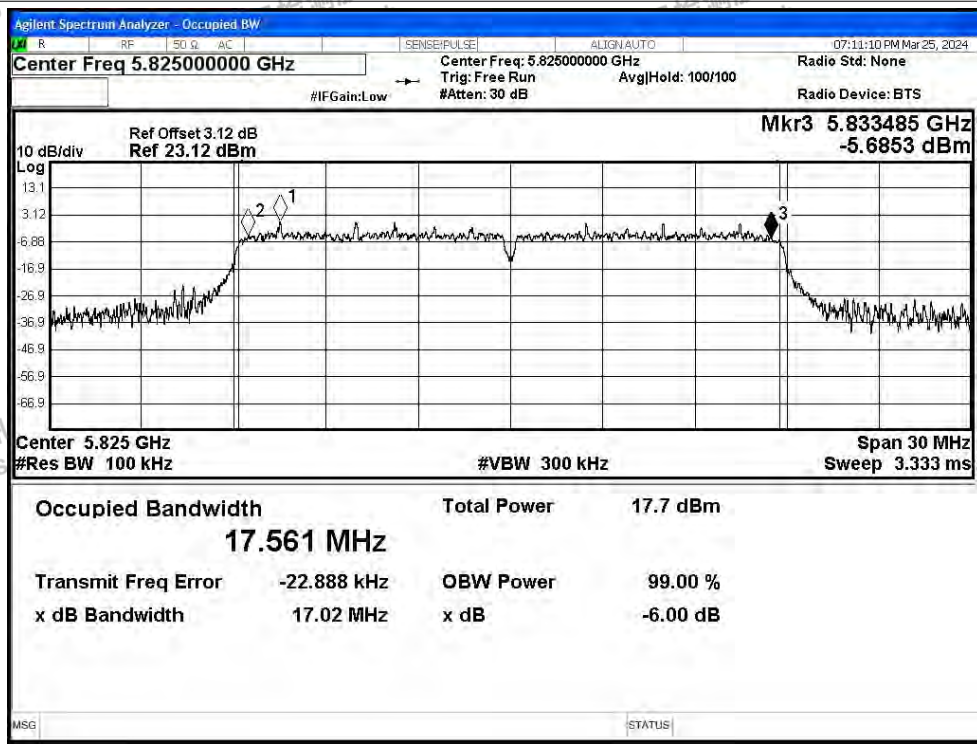




-6dB Bandwidth NVNT n20 5785MHz Ant1

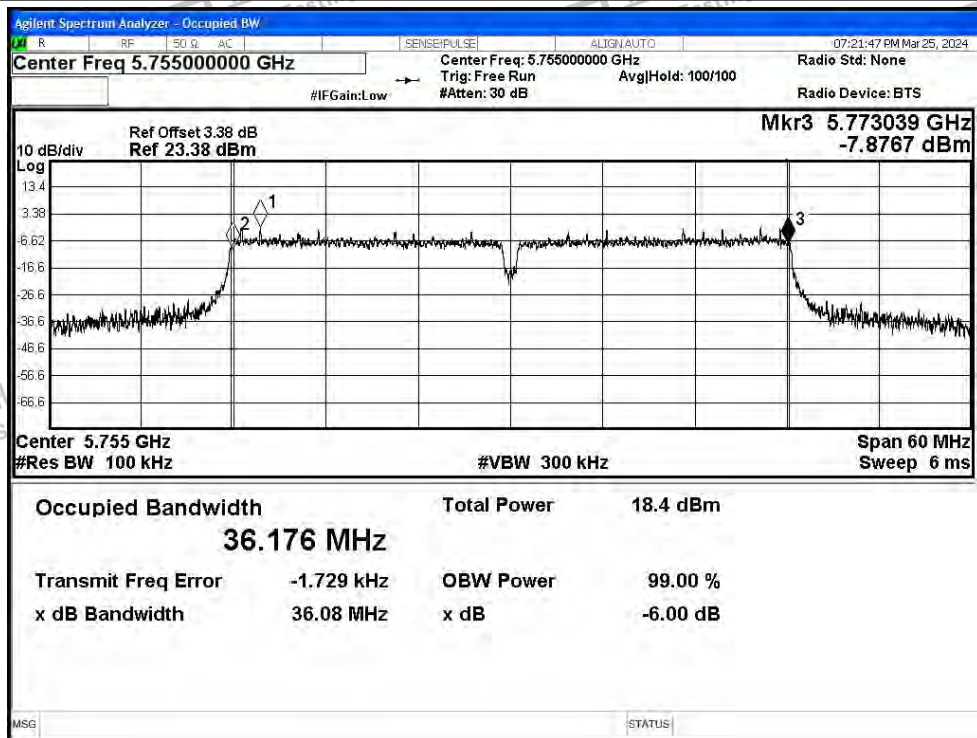


-6dB Bandwidth NVNT n20 5825MHz Ant1

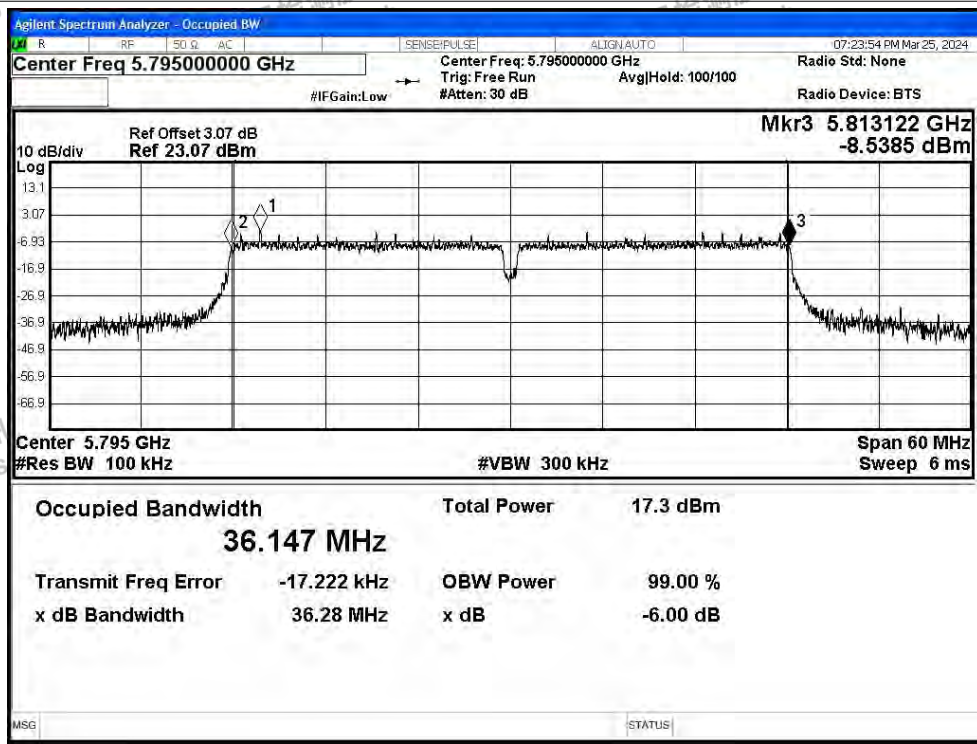




-6dB Bandwidth NVNT n40 5755MHz Ant1

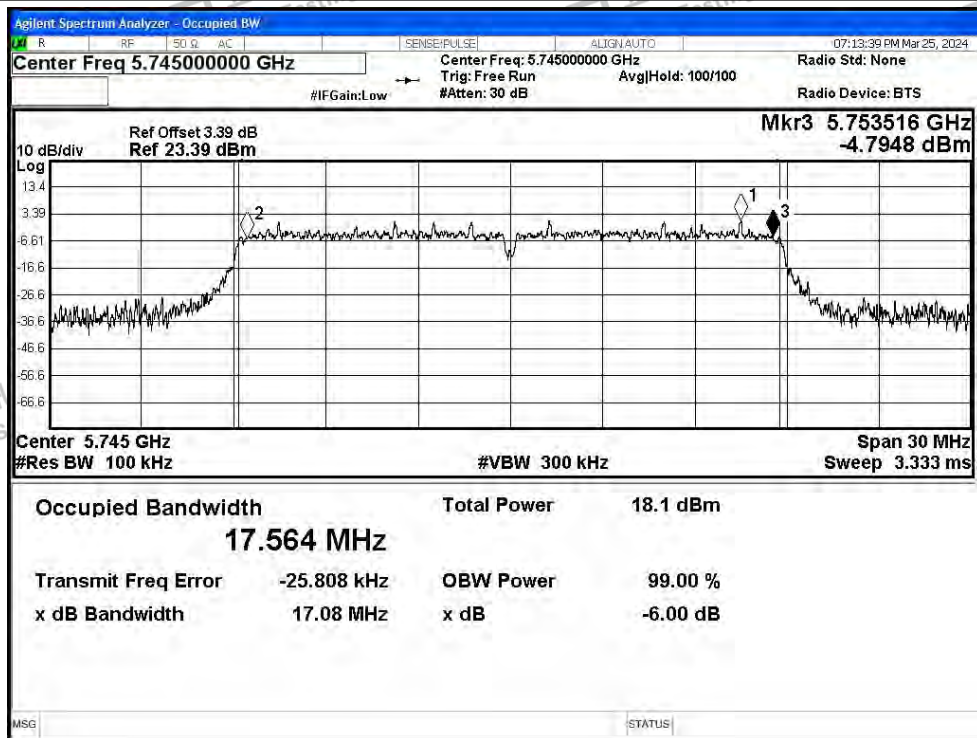


-6dB Bandwidth NVNT n40 5795MHz Ant1

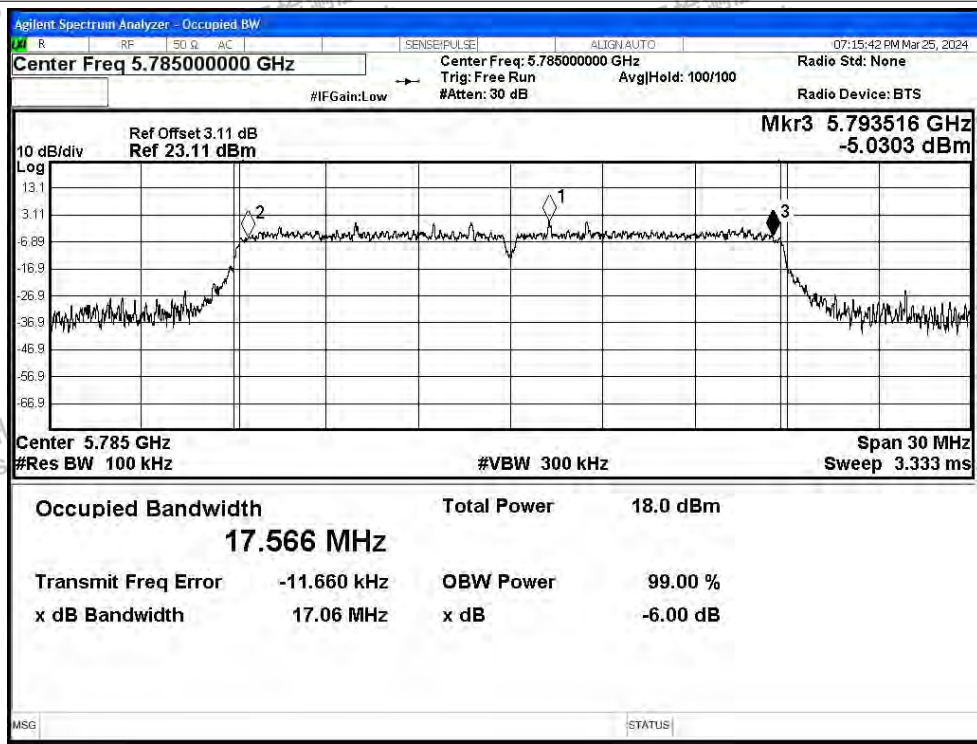




-6dB Bandwidth NVNT ac20 5745MHz Ant1

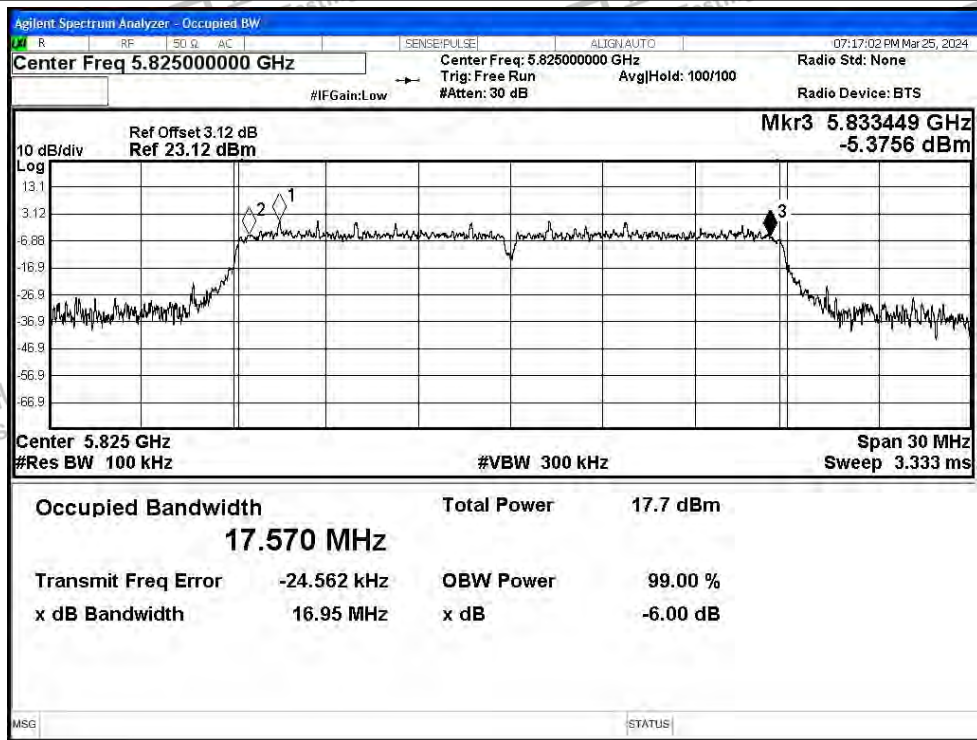


-6dB Bandwidth NVNT ac20 5785MHz Ant1

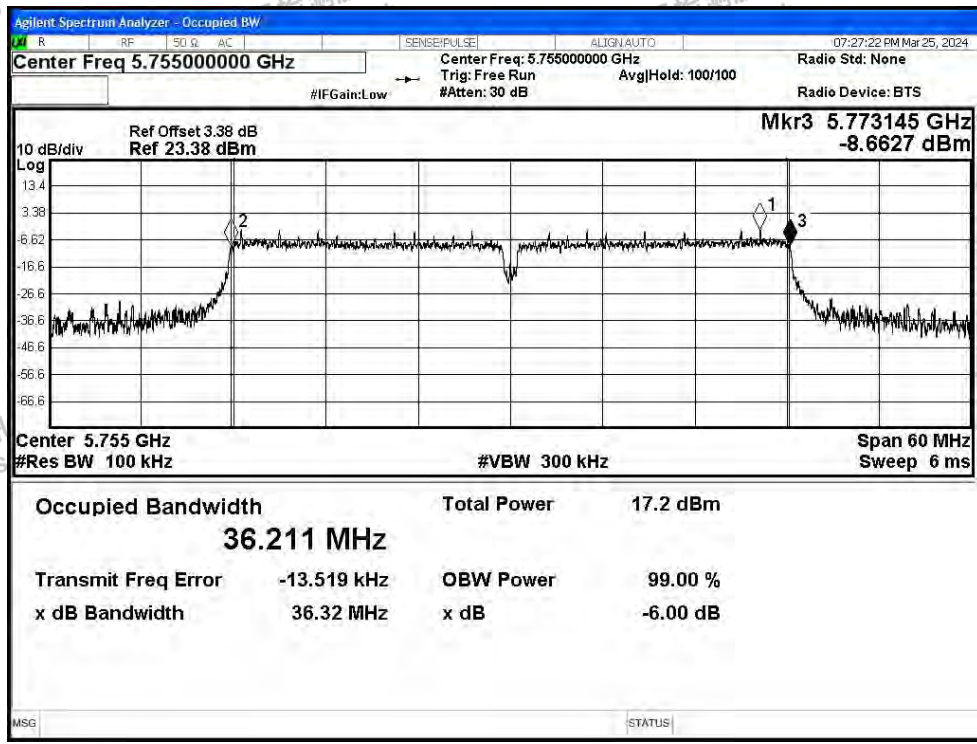




-6dB Bandwidth NVNT ac20 5825MHz Ant1



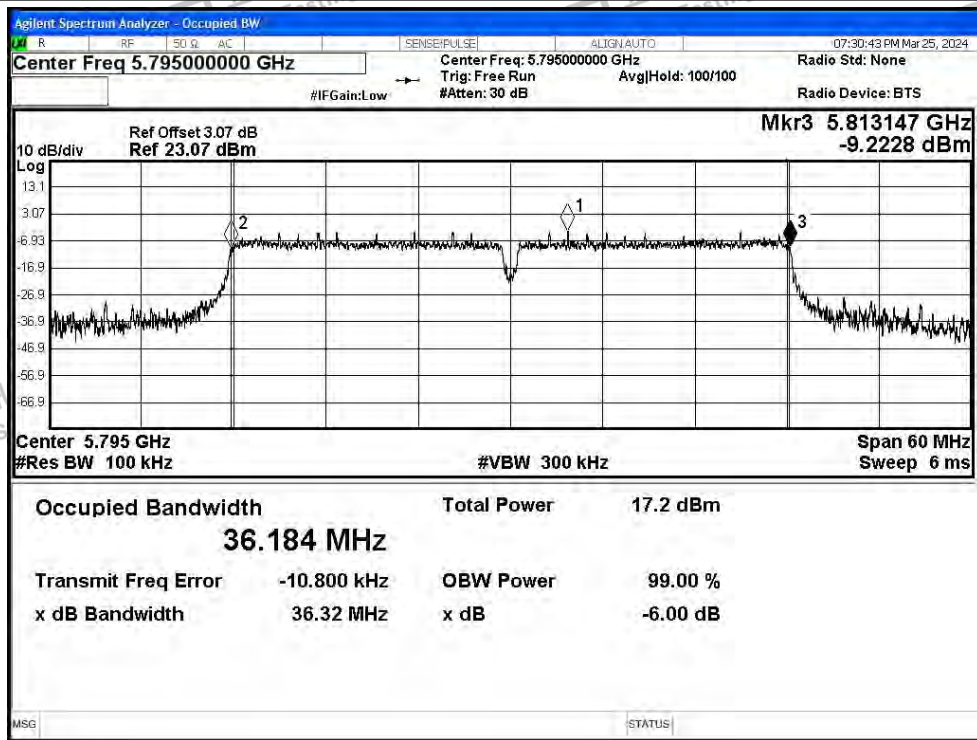
-6dB Bandwidth NVNT ac40 5755MHz Ant1



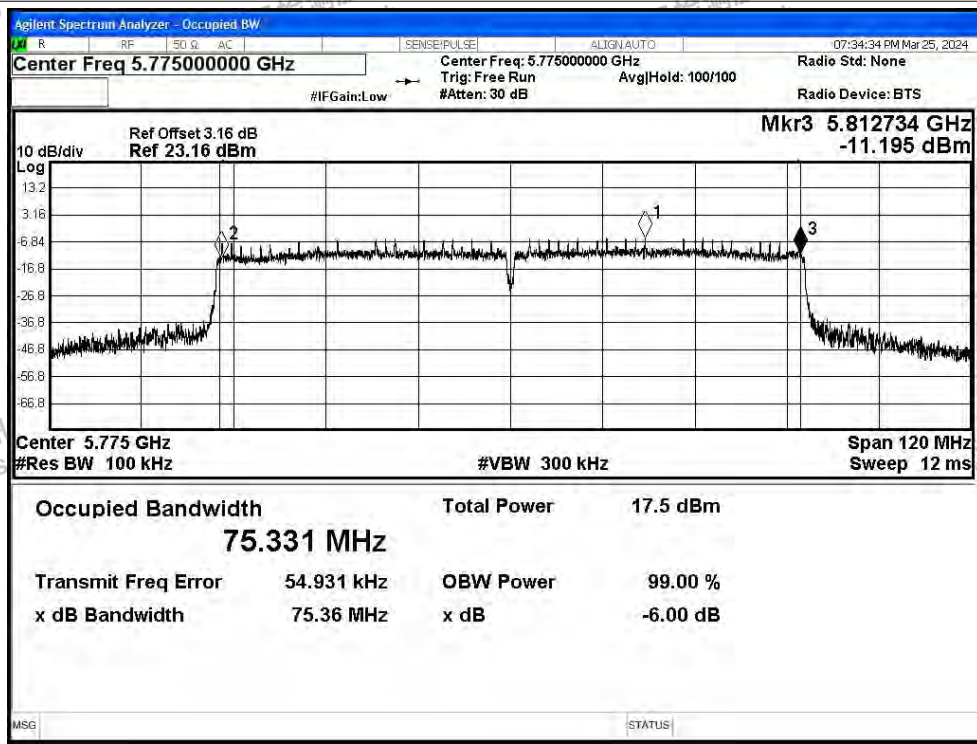




-6dB Bandwidth NVNT ac40 5795MHz Ant1



-6dB Bandwidth NVNT ac80 5775MHz Ant1





Condition	Mode	Frequency (MHz)	Antenna	-6 dB Bandwidth (MHz)	Limit -6 dB Bandwidth (MHz)	Verdict
NVNT	a	5745	Ant2	16.333	>=0.5	Pass
NVNT	a	5785	Ant2	16.328	>=0.5	Pass
NVNT	a	5825	Ant2	16.356	>=0.5	Pass
NVNT	n20	5745	Ant2	17.299	>=0.5	Pass
NVNT	n20	5785	Ant2	17.273	>=0.5	Pass
NVNT	n20	5825	Ant2	17.051	>=0.5	Pass
NVNT	n40	5755	Ant2	36.273	>=0.5	Pass
NVNT	n40	5795	Ant2	36.407	>=0.5	Pass
NVNT	ac20	5745	Ant2	17.357	>=0.5	Pass
NVNT	ac20	5785	Ant2	17.29	>=0.5	Pass
NVNT	ac20	5825	Ant2	17.052	>=0.5	Pass
NVNT	ac40	5755	Ant2	36.014	>=0.5	Pass
NVNT	ac40	5795	Ant2	36.181	>=0.5	Pass
NVNT	ac80	5775	Ant2	75.236	>=0.5	Pass

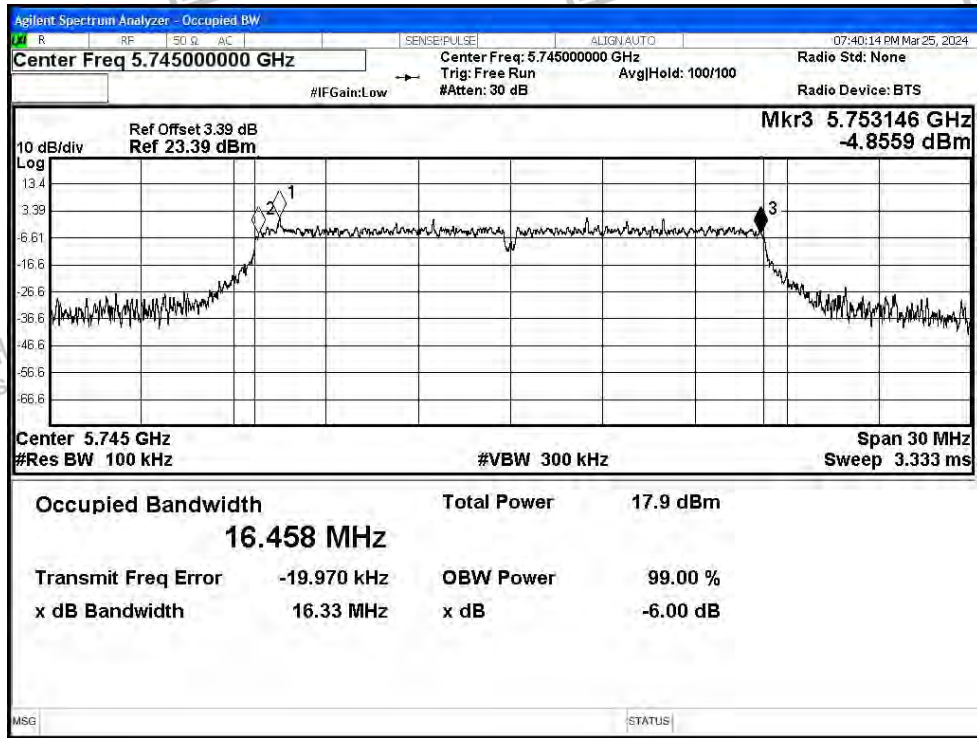


Shenzhen LCS Compliance Testing Laboratory Ltd.  
 Add: 101, 201 Bldg A & 301 Bldg C, Juji Industrial Park Yabianxueziwei, Shajing Street, Baoan District, Shenzhen, 518000, China  
 Tel: +(86) 0755-82591330 | E-mail: webmaster@lcs-cert.com | Web: www.lcs-cert.com  
 Scan code to check authenticity

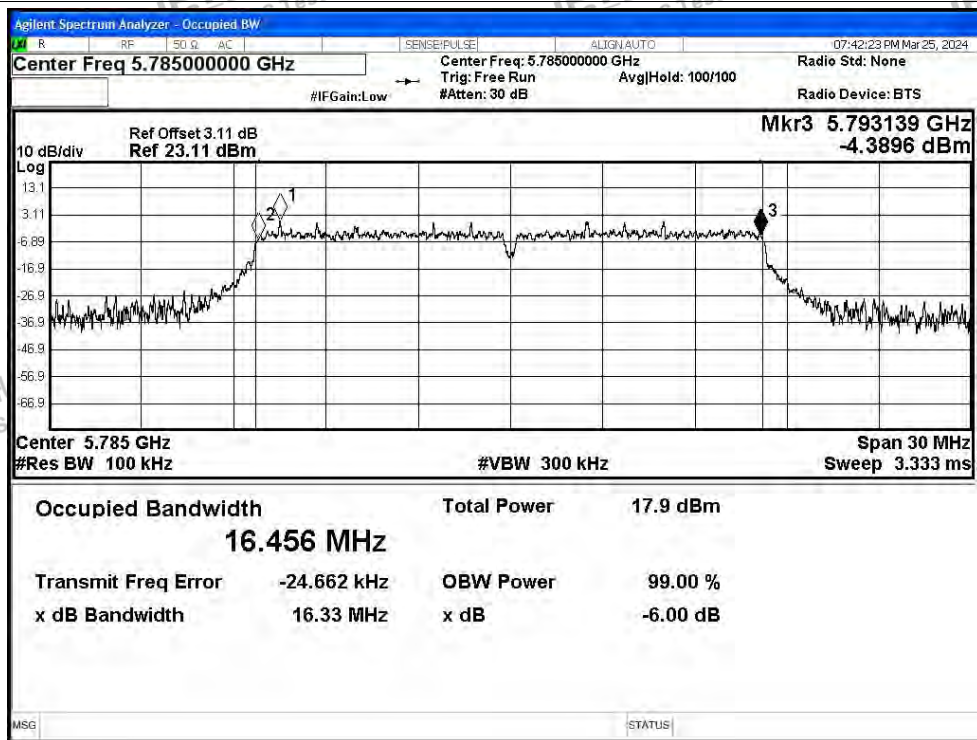


Test Graphs

-6dB Bandwidth NVNT a 5745MHz Ant2

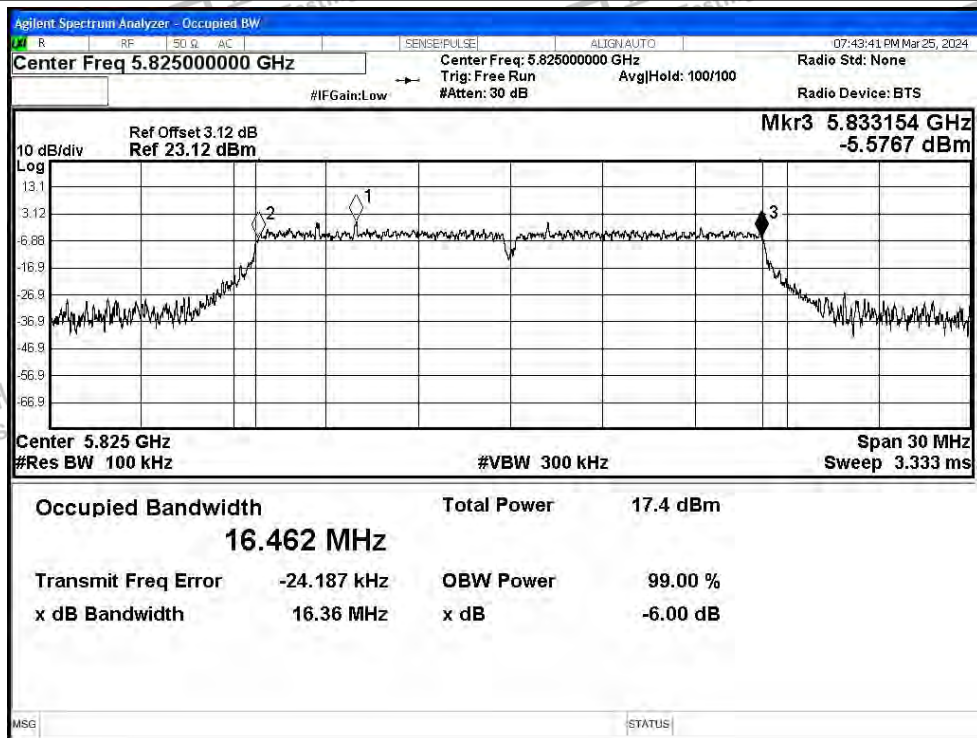


-6dB Bandwidth NVNT a 5785MHz Ant2

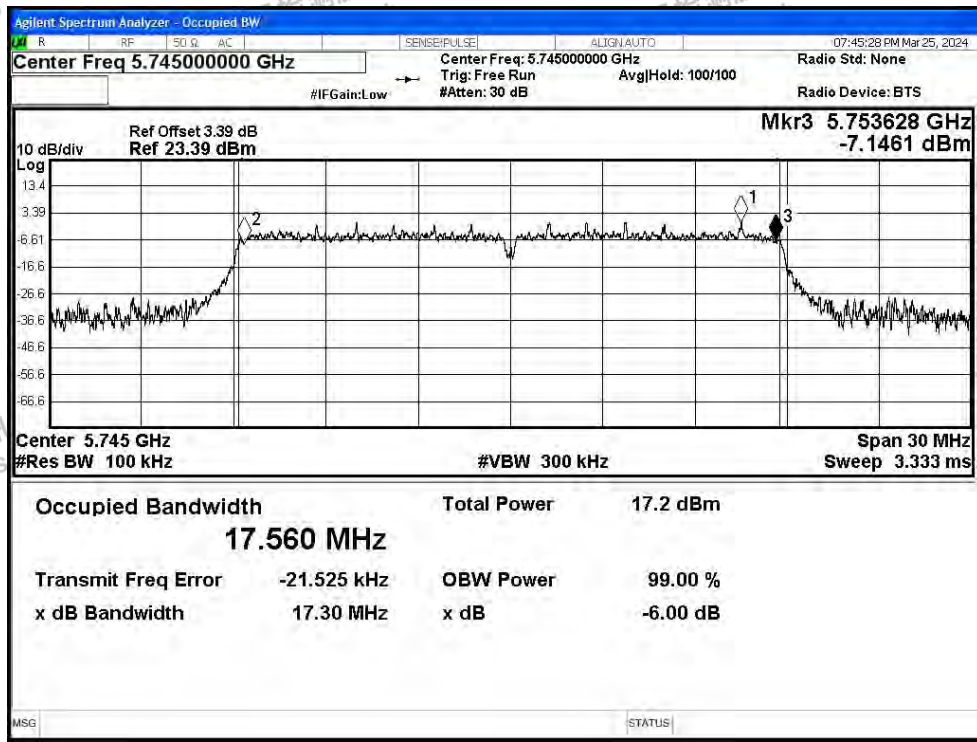




-6dB Bandwidth NVNT a 5825MHz Ant2

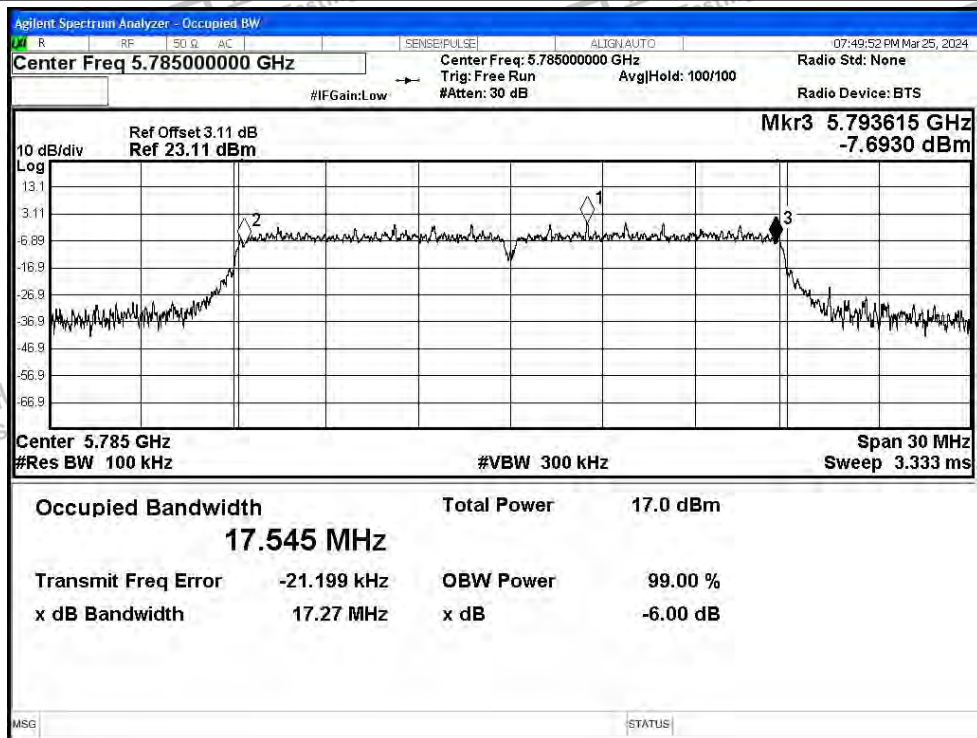


-6dB Bandwidth NVNT n20 5745MHz Ant2

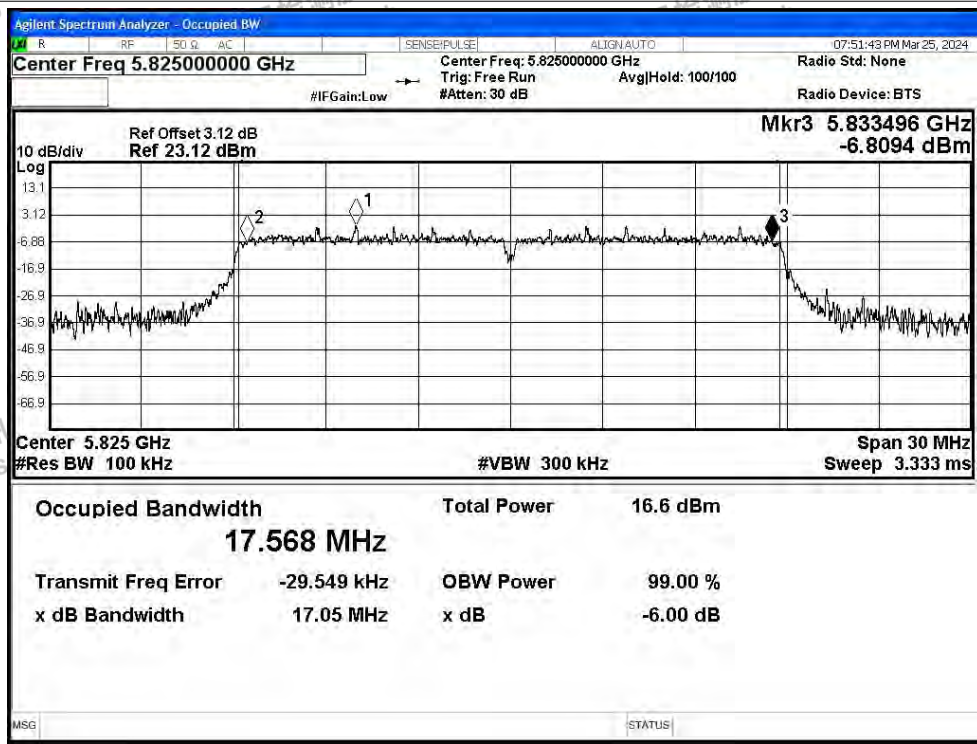




-6dB Bandwidth NVNT n20 5785MHz Ant2

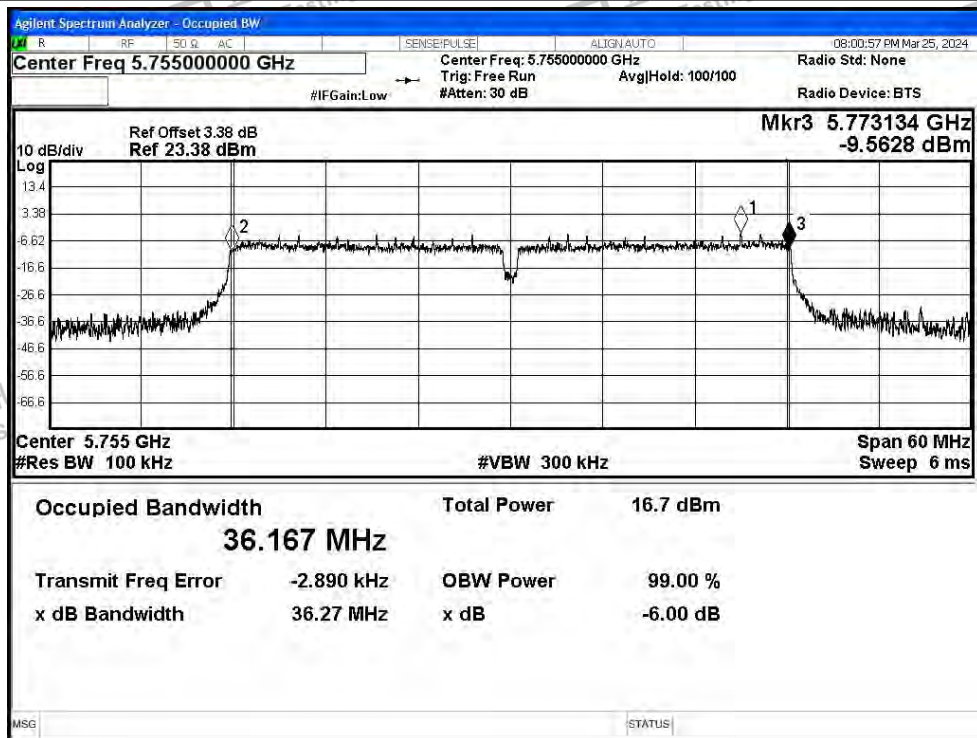


-6dB Bandwidth NVNT n20 5825MHz Ant2

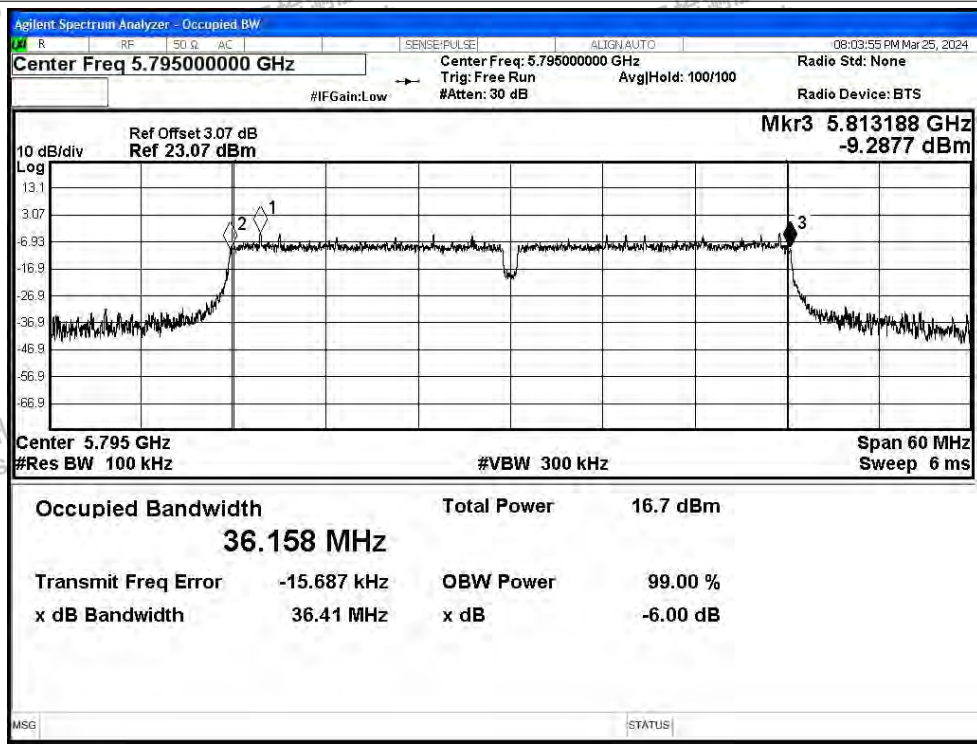




-6dB Bandwidth NVNT n40 5755MHz Ant2

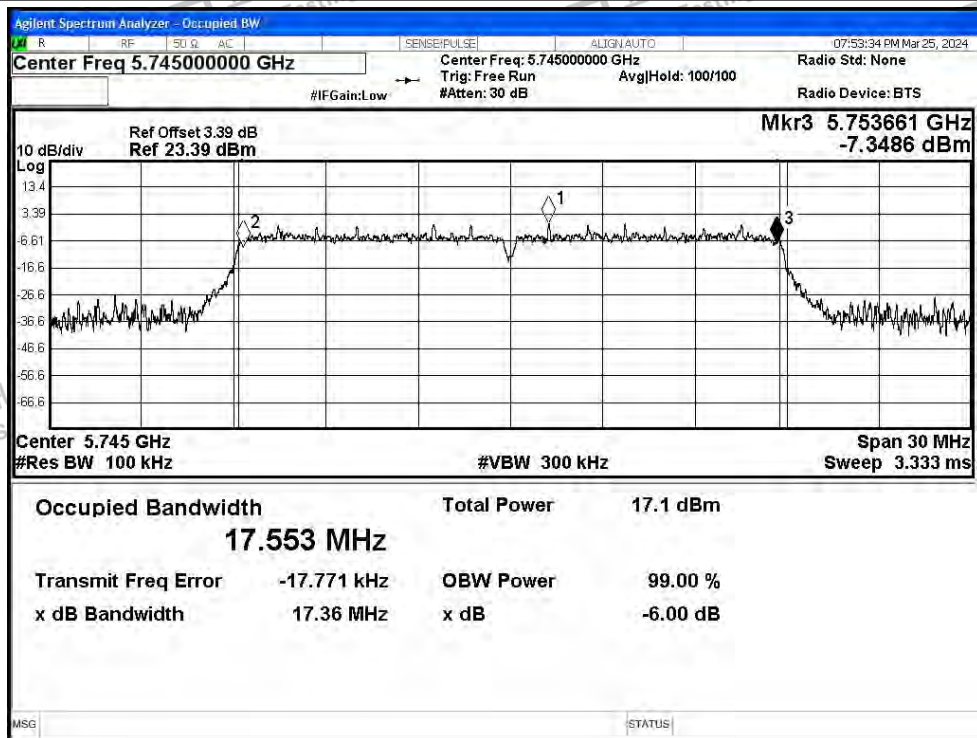


-6dB Bandwidth NVNT n40 5795MHz Ant2

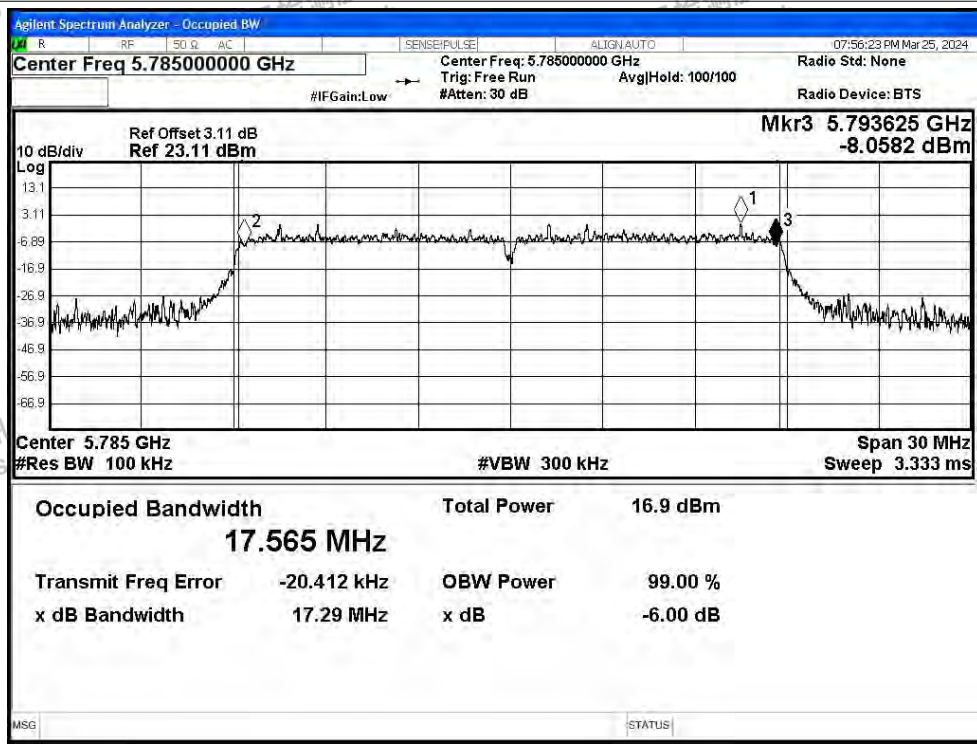




-6dB Bandwidth NVNT ac20 5745MHz Ant2

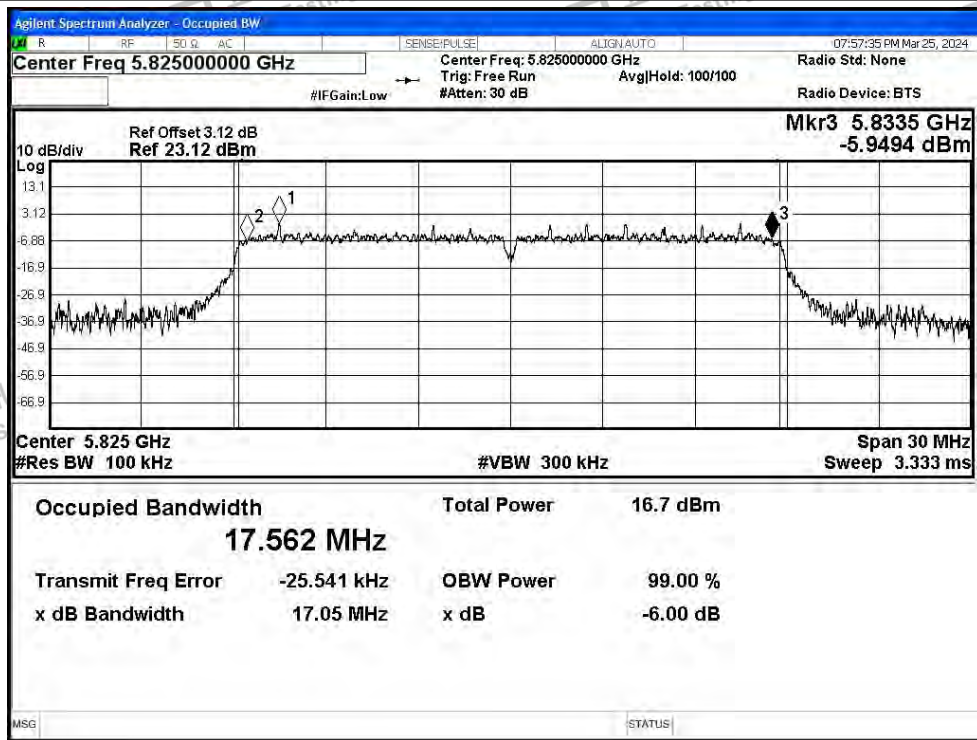


-6dB Bandwidth NVNT ac20 5785MHz Ant2

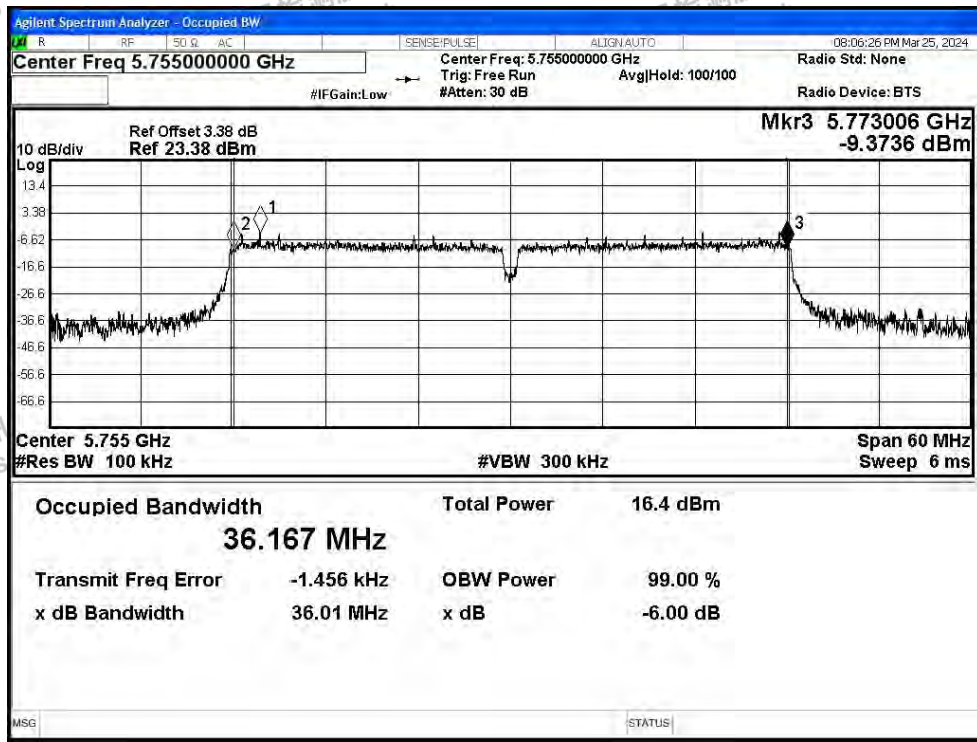




-6dB Bandwidth NVNT ac20 5825MHz Ant2



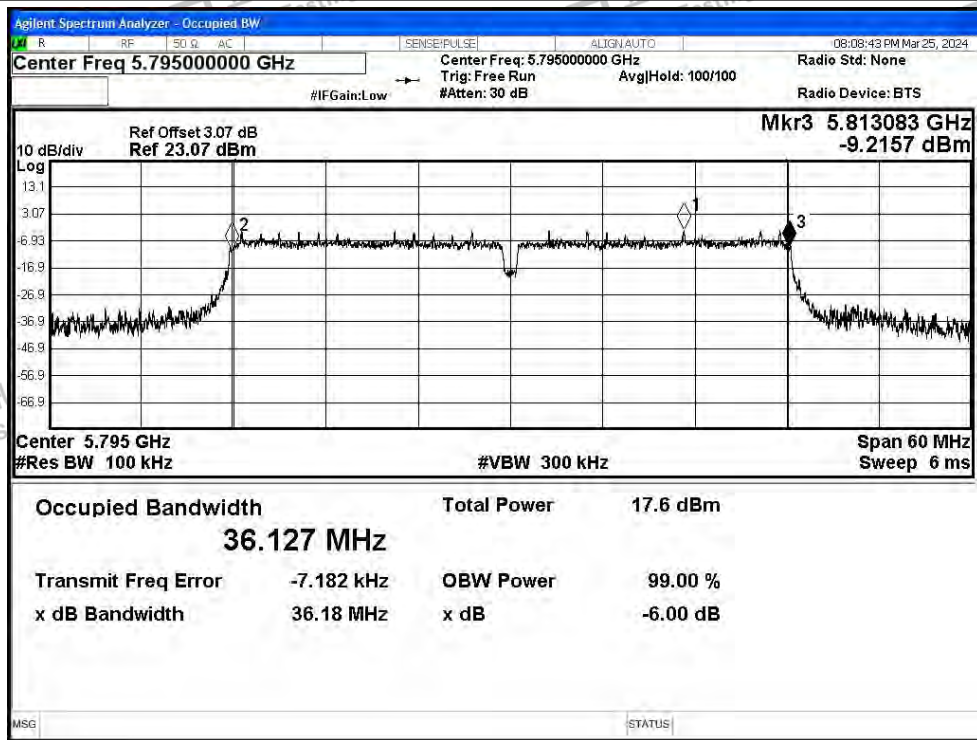
-6dB Bandwidth NVNT ac40 5755MHz Ant2



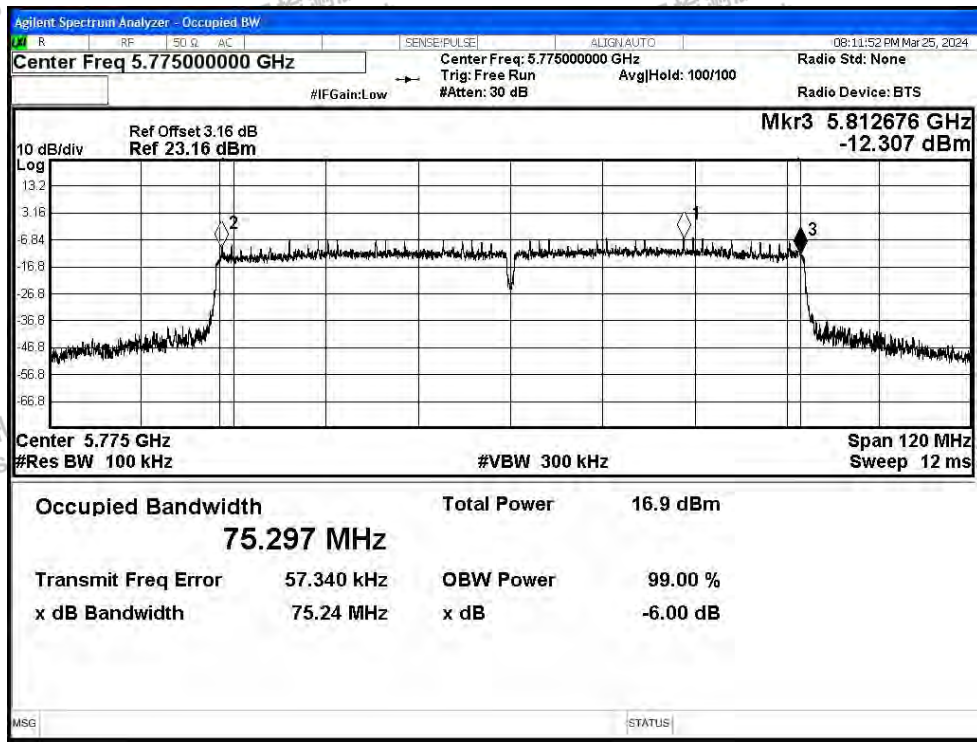




-6dB Bandwidth NVNT ac40 5795MHz Ant2



-6dB Bandwidth NVNT ac80 5775MHz Ant2



**G.2 Maximum Conducted Output Power**

Condition	Mode	Frequency (MHz)	Antenna	Conducted Power (dBm)	Duty Factor (dB)	Total Power (dBm)	Limit (dBm)	Verdict
NVNT	a	5745	Ant1	12.29	0.7	12.99	30	Pass
NVNT	a	5785	Ant1	12.77	0.57	13.34	30	Pass
NVNT	a	5825	Ant1	12.28	0.59	12.87	30	Pass
NVNT	n20	5745	Ant1	11.52	0.64	12.16	30	Pass
NVNT	n20	5785	Ant1	11.61	0.64	12.25	30	Pass
NVNT	n20	5825	Ant1	11.23	0.64	11.87	30	Pass
NVNT	n40	5755	Ant1	10.91	0.89	11.8	30	Pass
NVNT	n40	5795	Ant1	10.18	0.89	11.07	30	Pass
NVNT	ac20	5745	Ant1	11.63	0.63	12.26	30	Pass
NVNT	ac20	5785	Ant1	11.59	0.63	12.22	30	Pass
NVNT	ac20	5825	Ant1	11.29	0.91	12.2	30	Pass
NVNT	ac40	5755	Ant1	10.26	0.88	11.14	30	Pass
NVNT	ac40	5795	Ant1	10.13	0.88	11.01	30	Pass
NVNT	ac80	5775	Ant1	9.26	1.66	10.92	30	Pass

Condition	Mode	Frequency (MHz)	Antenna	Conducted Power (dBm)	Duty Factor (dB)	Total Power (dBm)	Limit (dBm)	Verdict
NVNT	a	5745	Ant2	11.23	0.57	11.8	30	Pass
NVNT	a	5785	Ant2	11.66	0.6	12.26	30	Pass
NVNT	a	5825	Ant2	11.28	0.6	11.88	30	Pass
NVNT	n20	5745	Ant2	10.79	0.63	11.42	30	Pass
NVNT	n20	5785	Ant2	10.54	0.89	11.43	30	Pass
NVNT	n20	5825	Ant2	10.25	0.64	10.89	30	Pass
NVNT	n40	5755	Ant2	9.31	0.97	10.28	30	Pass
NVNT	n40	5795	Ant2	9.16	0.96	10.12	30	Pass
NVNT	ac20	5745	Ant2	10.81	0.63	11.44	30	Pass
NVNT	ac20	5785	Ant2	10.9	0.18	11.08	30	Pass
NVNT	ac20	5825	Ant2	10.3	0.63	10.93	30	Pass
NVNT	ac40	5755	Ant2	9.02	0.96	9.98	30	Pass
NVNT	ac40	5795	Ant2	9.81	1.07	10.88	30	Pass
NVNT	ac80	5775	Ant2	8.28	1.79	10.07	30	Pass





MIMO

Condition	Mode	Frequency (MHz)	Total Power (dBm)			Limit (dBm)	Verdict
			Ant1	Ant2	Ant1+Ant2		
NVNT	n20	5745	12.16	11.42	14.82	29.38	Pass
NVNT	n20	5785	12.25	11.43	14.87	29.38	Pass
NVNT	n20	5825	11.87	10.89	14.42	29.38	Pass
NVNT	n40	5755	11.8	10.28	14.12	29.38	Pass
NVNT	n40	5795	11.07	10.12	13.63	29.38	Pass
NVNT	ac20	5745	12.26	11.44	14.88	29.38	Pass
NVNT	ac20	5785	12.22	11.08	14.70	29.38	Pass
NVNT	ac20	5825	12.2	10.93	14.62	29.38	Pass
NVNT	ac40	5755	11.14	9.98	13.61	29.38	Pass
NVNT	ac40	5795	11.01	10.88	13.96	29.38	Pass
NVNT	ac80	5775	10.92	10.07	13.53	29.38	Pass



Shenzhen LCS Compliance Testing Laboratory Ltd.  
 Add: 101, 201 Bldg A & 301 Bldg C, Juji Industrial Park Yabianxueziwei, Shajing Street, Baoan District, Shenzhen, 518000, China  
 Tel: +(86) 0755-82591330 | E-mail: webmaster@lcs-cert.com | Web: www.lcs-cert.com  
 Scan code to check authenticity



### G.3 Maximum Power Spectral Density Level

Condition	Mode	Frequency (MHz)	Antenna	Conducted PSD (dBm/500KHz)	Duty Factor (dB)	Total PSD (dBm/500KHz)	Limit (dBm/500KHz)	Verdict
NVNT	a	5745	Ant1	-1.21	0.7	-0.51	30	Pass
NVNT	a	5785	Ant1	-0.84	0.57	-0.27	30	Pass
NVNT	a	5825	Ant1	-1.49	0.59	-0.9	30	Pass
NVNT	n20	5745	Ant1	-2.13	0.64	-1.49	30	Pass
NVNT	n20	5785	Ant1	-2.32	0.64	-1.68	30	Pass
NVNT	n20	5825	Ant1	-2.36	0.64	-1.72	30	Pass
NVNT	n40	5755	Ant1	-4.68	0.89	-3.79	30	Pass
NVNT	n40	5795	Ant1	-6.27	0.89	-5.38	30	Pass
NVNT	ac20	5745	Ant1	-1.93	0.63	-1.3	30	Pass
NVNT	ac20	5785	Ant1	-2.15	0.63	-1.52	30	Pass
NVNT	ac20	5825	Ant1	-2.77	0.91	-1.86	30	Pass
NVNT	ac40	5755	Ant1	-5.8	0.88	-4.92	30	Pass
NVNT	ac40	5795	Ant1	-6.27	0.88	-5.39	30	Pass
NVNT	ac80	5775	Ant1	-9.87	1.66	-8.21	30	Pass

Condition	Mode	Frequency (MHz)	Antenna	Conducted PSD (dBm/500KHz)	Duty Factor (dB)	Total PSD (dBm/500KHz)	Limit (dBm/500KHz)	Verdict
NVNT	a	5745	Ant2	-1.9	0.57	-1.33	30	Pass
NVNT	a	5785	Ant2	-2.11	0.6	-1.51	30	Pass
NVNT	a	5825	Ant2	-2.14	0.6	-1.54	30	Pass
NVNT	n20	5745	Ant2	-3.02	0.63	-2.39	30	Pass
NVNT	n20	5785	Ant2	-2.93	0.89	-2.04	30	Pass
NVNT	n20	5825	Ant2	-3.56	0.64	-2.92	30	Pass
NVNT	n40	5755	Ant2	-6.65	0.97	-5.68	30	Pass
NVNT	n40	5795	Ant2	-7.24	0.96	-6.28	30	Pass
NVNT	ac20	5745	Ant2	-3.17	0.63	-2.54	30	Pass
NVNT	ac20	5785	Ant2	-2.75	0.18	-2.57	30	Pass
NVNT	ac20	5825	Ant2	-3.45	0.63	-2.82	30	Pass
NVNT	ac40	5755	Ant2	-7.16	0.96	-6.2	30	Pass
NVNT	ac40	5795	Ant2	-6.16	1.07	-5.09	30	Pass
NVNT	ac80	5775	Ant2	-11.1	1.79	-9.31	30	Pass





MIMO

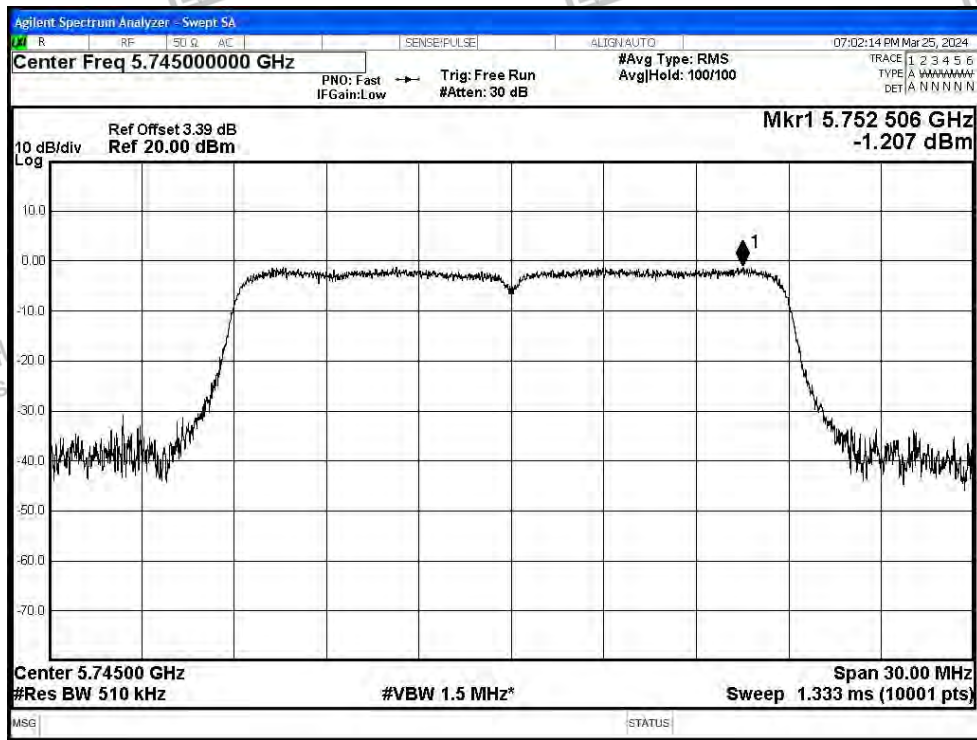
Condition	Mode	Frequency (MHz)	Total PSD (dBm/500KHz)			Limit (dBm/500KHz)	Verdict
			Ant1	Ant2	Ant1+Ant2		
NVNT	n20	5745	-1.49	-2.39	1.09	29.38	Pass
NVNT	n20	5785	-1.68	-2.04	1.15	29.38	Pass
NVNT	n20	5825	-1.72	-2.92	0.73	29.38	Pass
NVNT	n40	5755	-3.79	-5.68	-1.62	29.38	Pass
NVNT	n40	5795	-5.38	-6.28	-2.80	29.38	Pass
NVNT	ac20	5745	-1.3	-2.54	1.13	29.38	Pass
NVNT	ac20	5785	-1.52	-2.57	1.00	29.38	Pass
NVNT	ac20	5825	-1.86	-2.82	0.70	29.38	Pass
NVNT	ac40	5755	-4.92	-6.2	-2.50	29.38	Pass
NVNT	ac40	5795	-5.39	-5.09	-2.23	29.38	Pass
NVNT	ac80	5775	-8.21	-9.31	-5.71	29.38	Pass



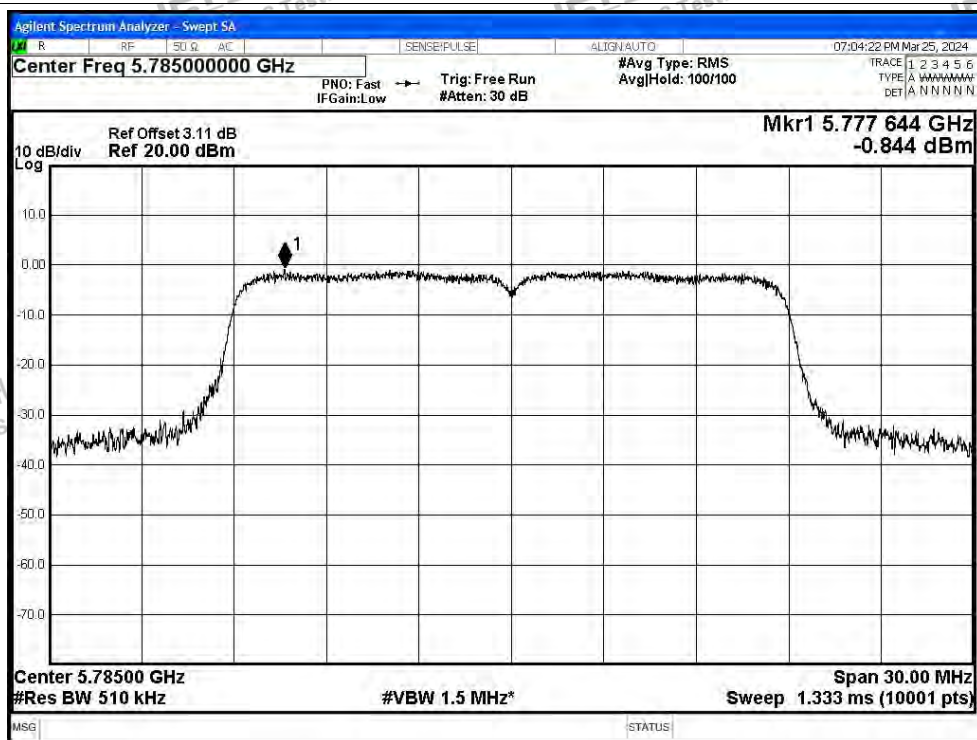


Test Graphs

PSD NVNT a 5745MHz Ant1

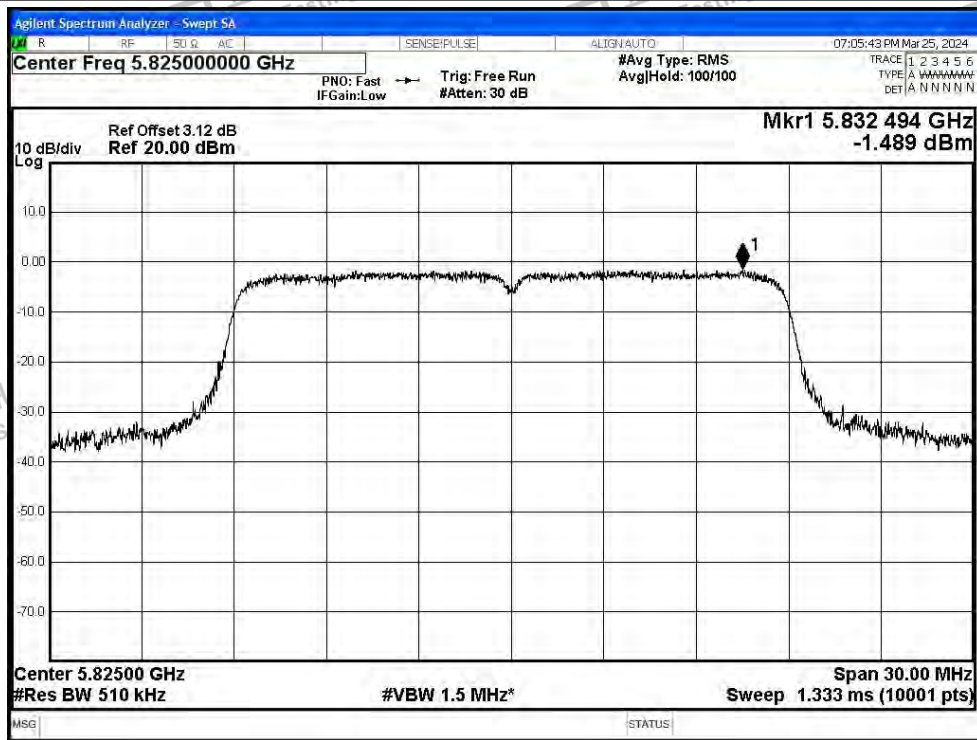


PSD NVNT a 5785MHz Ant1

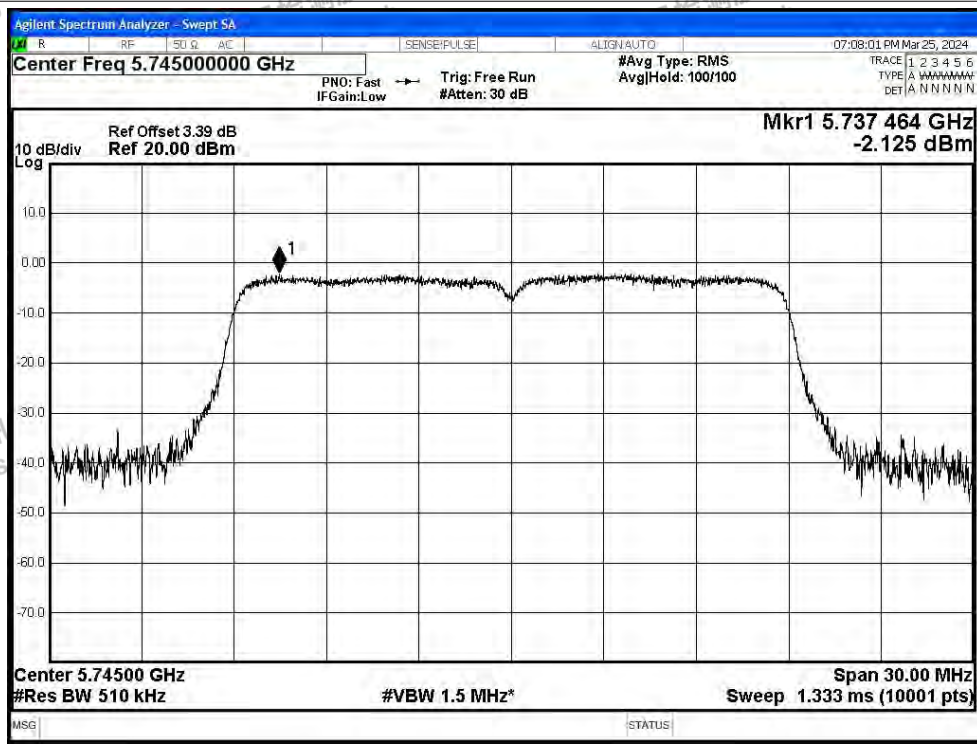




PSD NVNT a 5825MHz Ant1

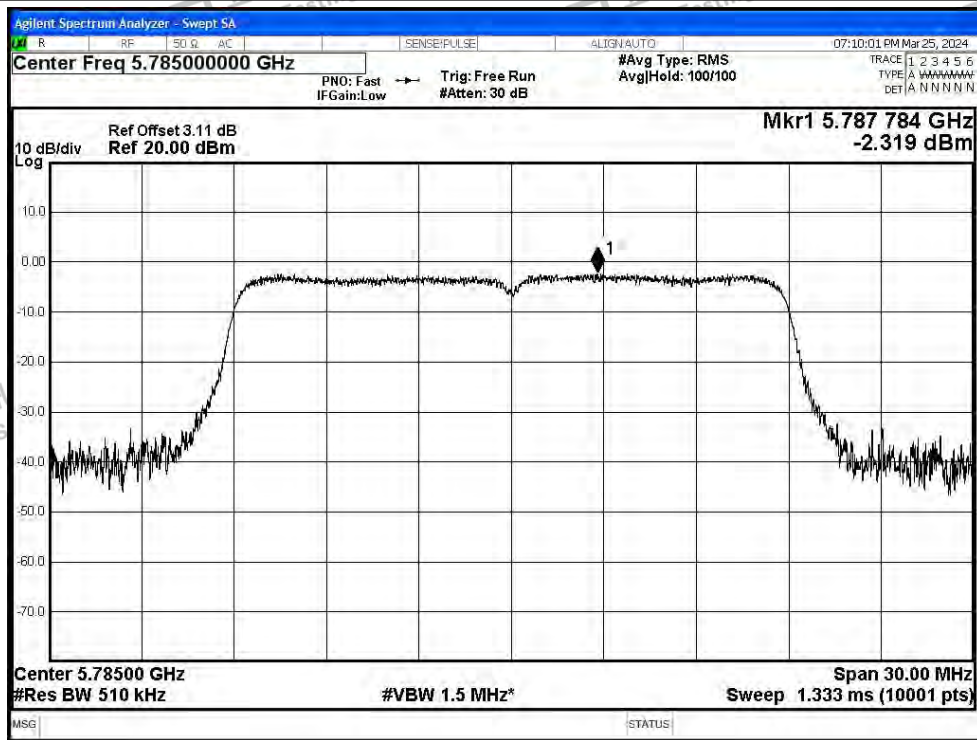


PSD NVNT n20 5745MHz Ant1

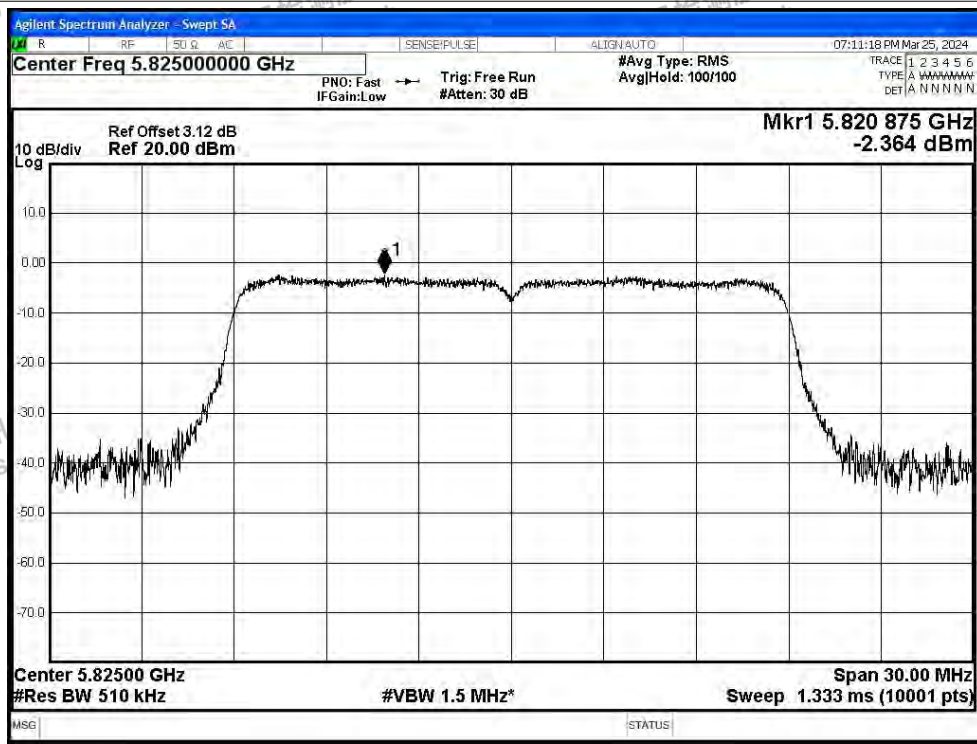




PSD NVNT n20 5785MHz Ant1



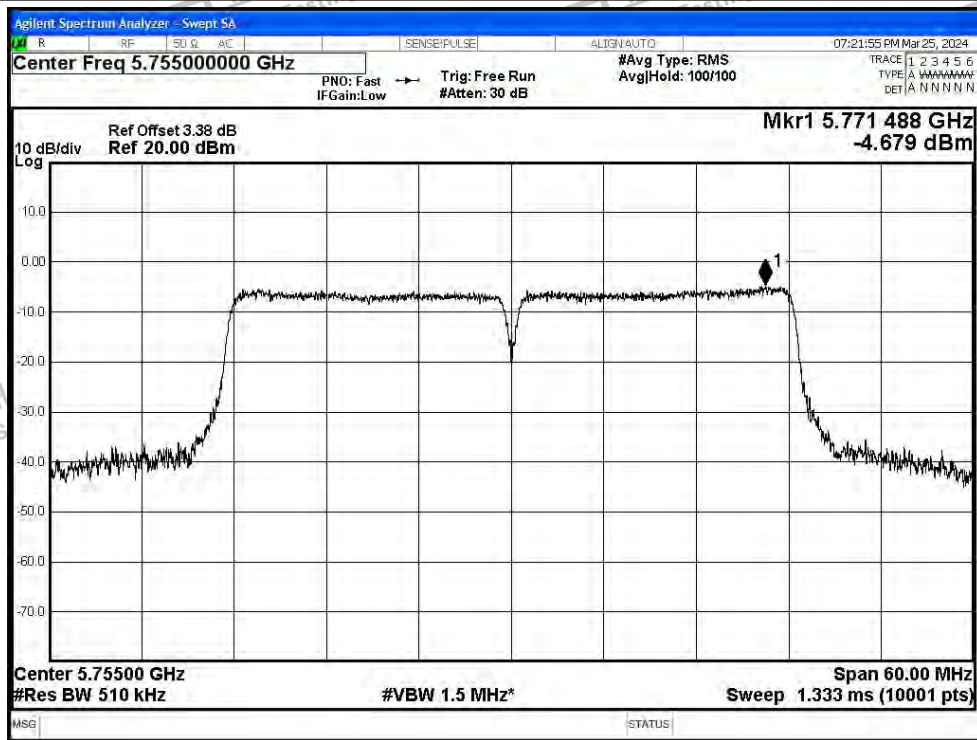
PSD NVNT n20 5825MHz Ant1



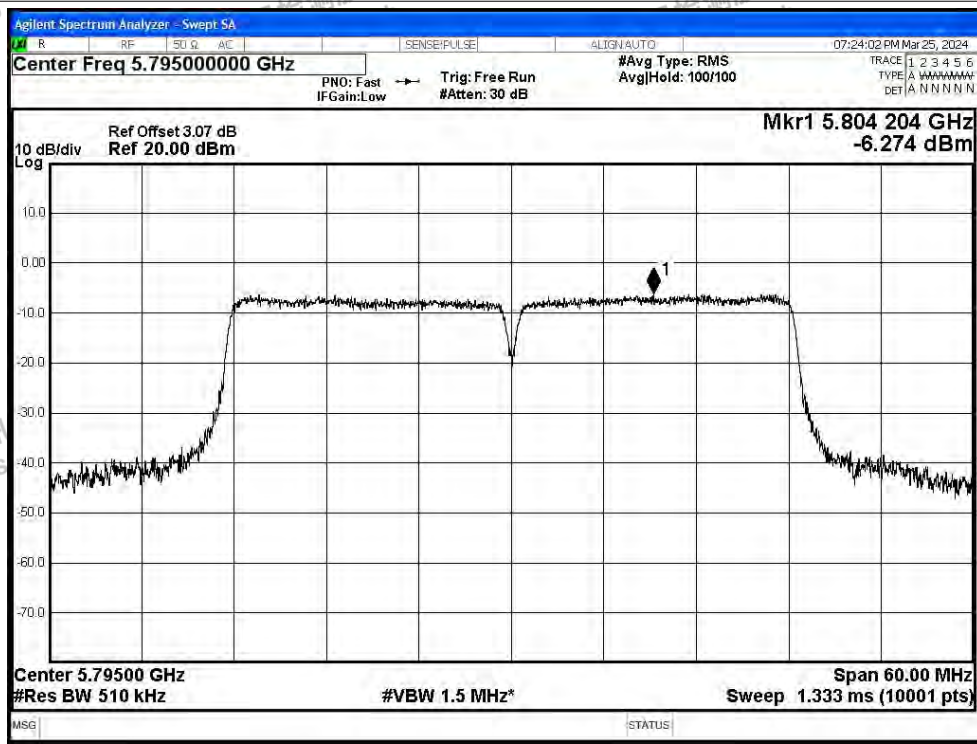




PSD NVNT n40 5755MHz Ant1

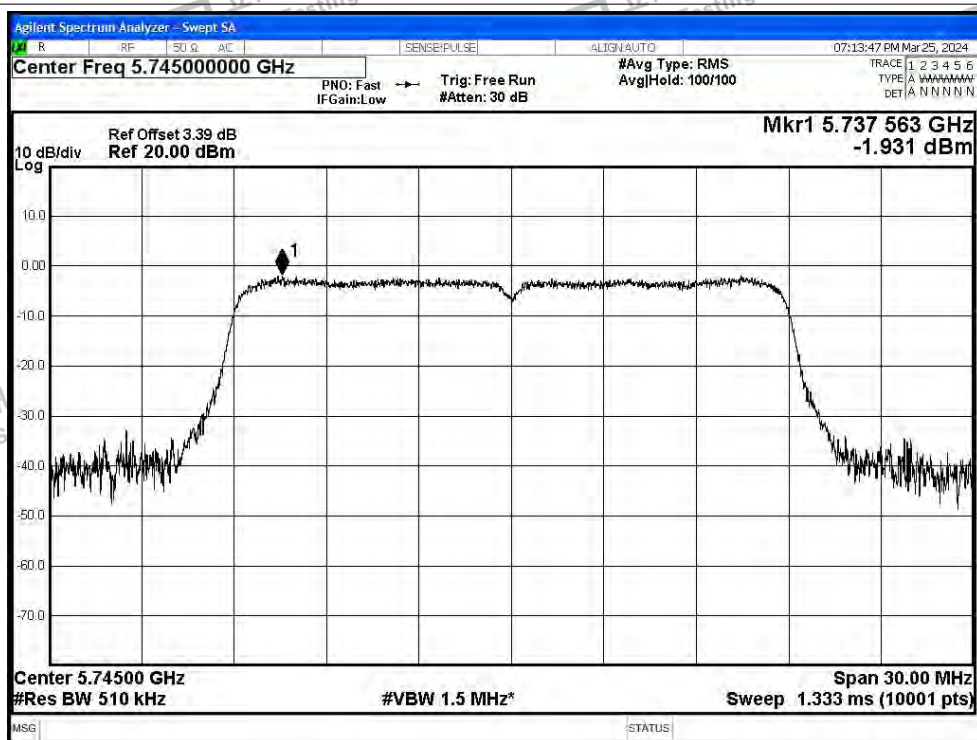


PSD NVNT n40 5795MHz Ant1

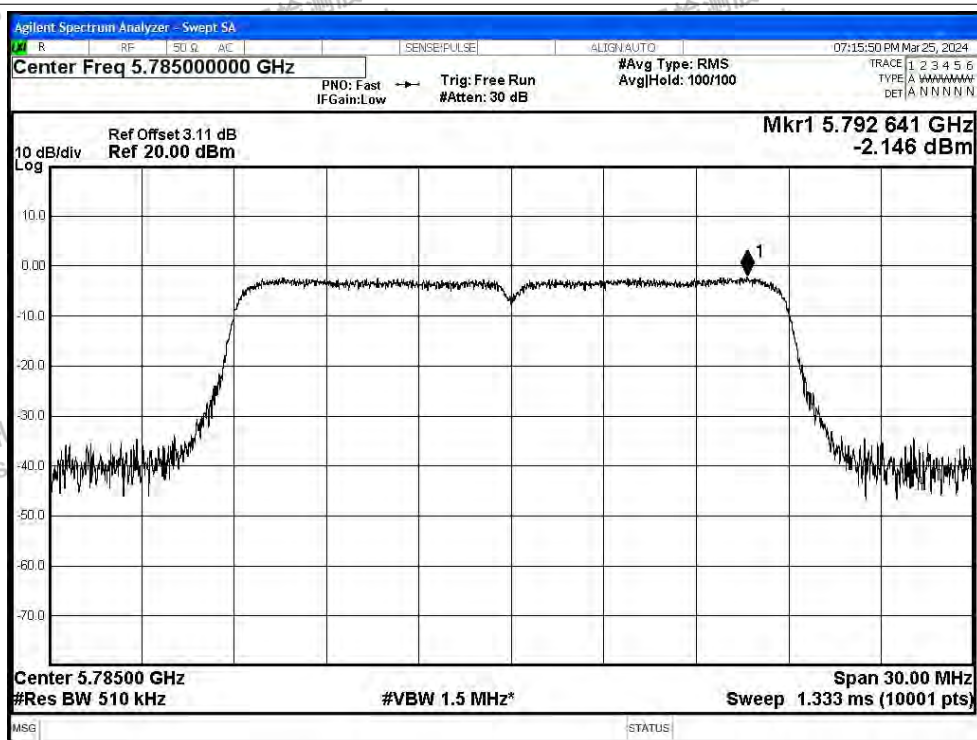




PSD NVNT ac20 5745MHz Ant1

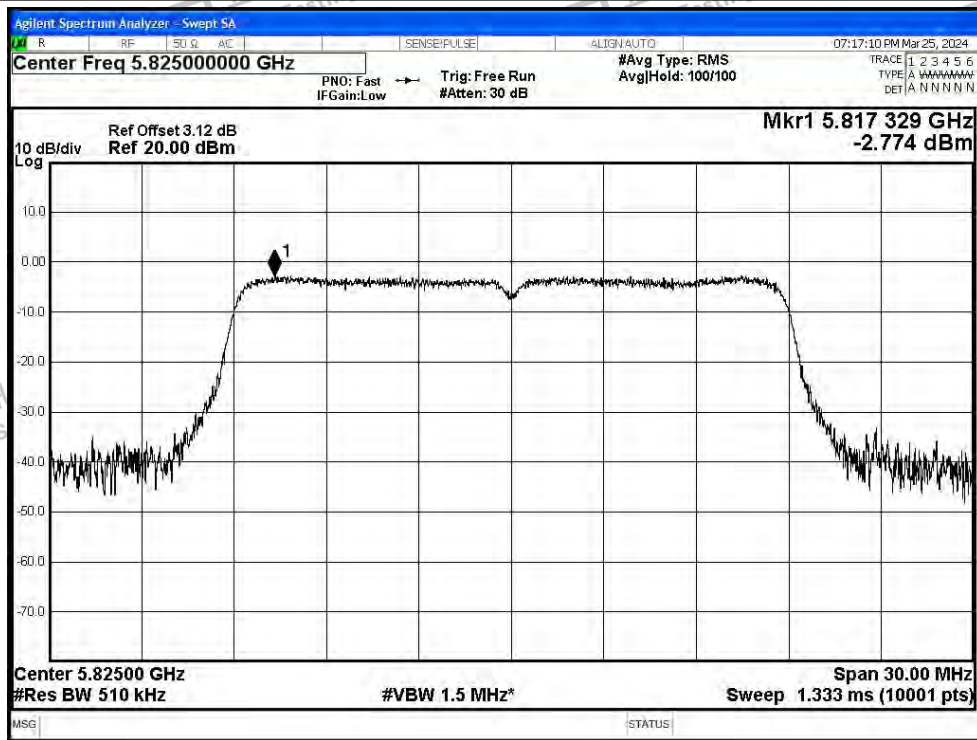


PSD NVNT ac20 5785MHz Ant1

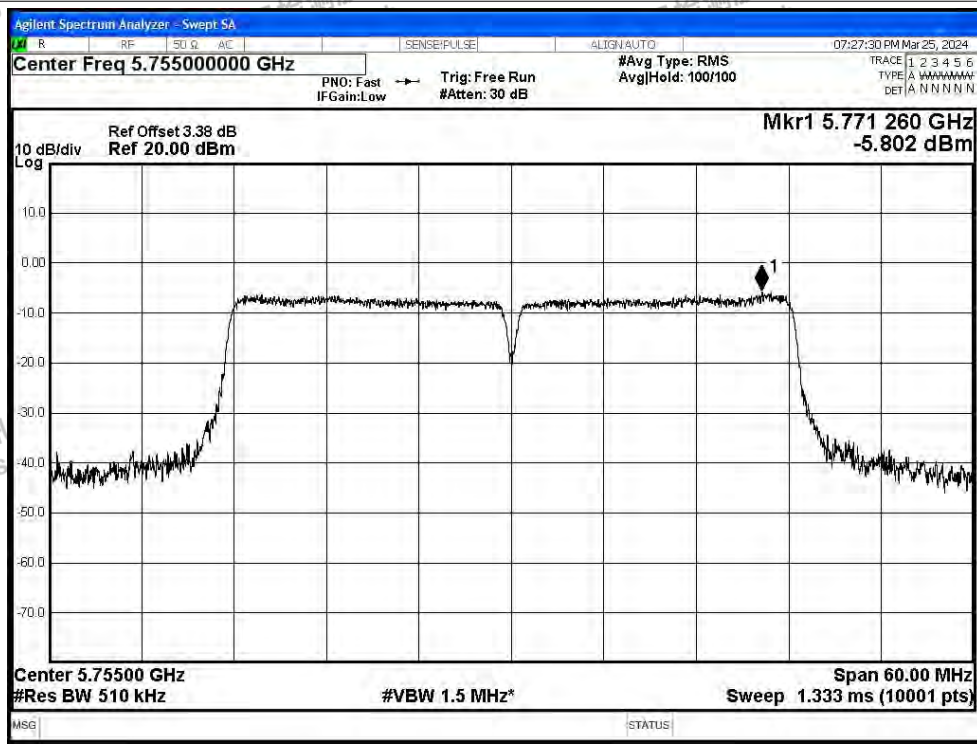




PSD NVNT ac20 5825MHz Ant1

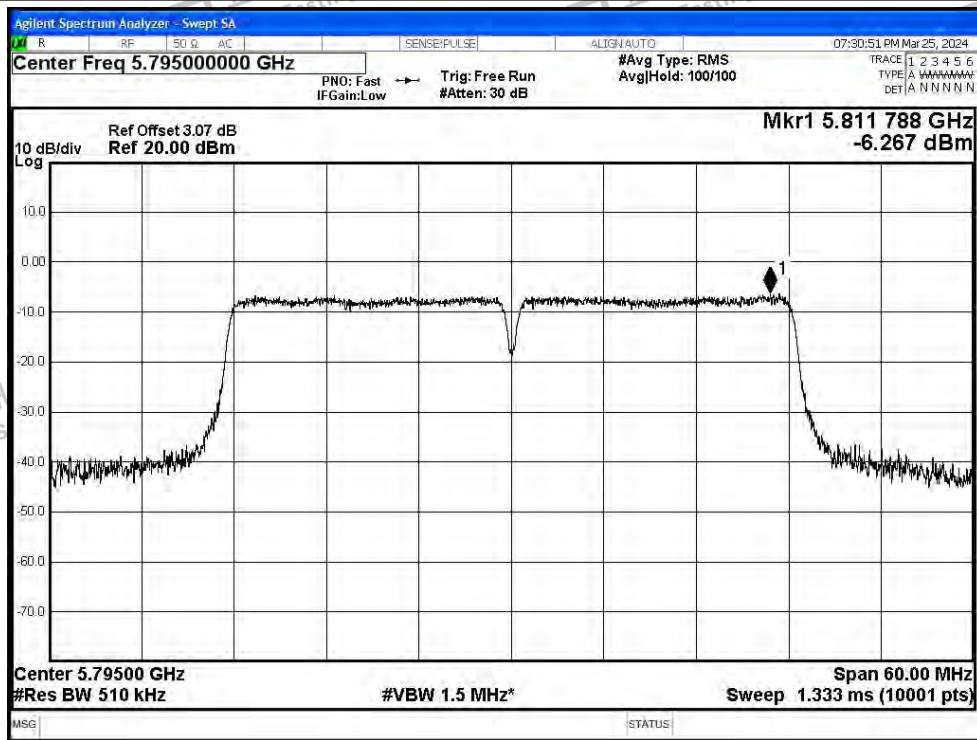


PSD NVNT ac40 5755MHz Ant1

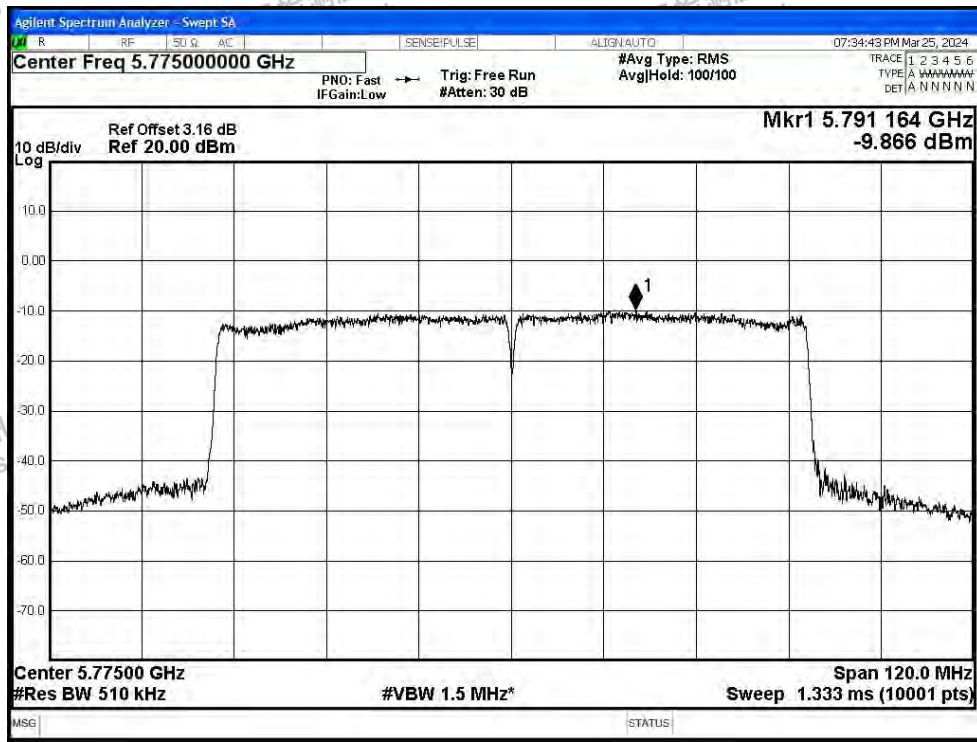




PSD NVNT ac40 5795MHz Ant1



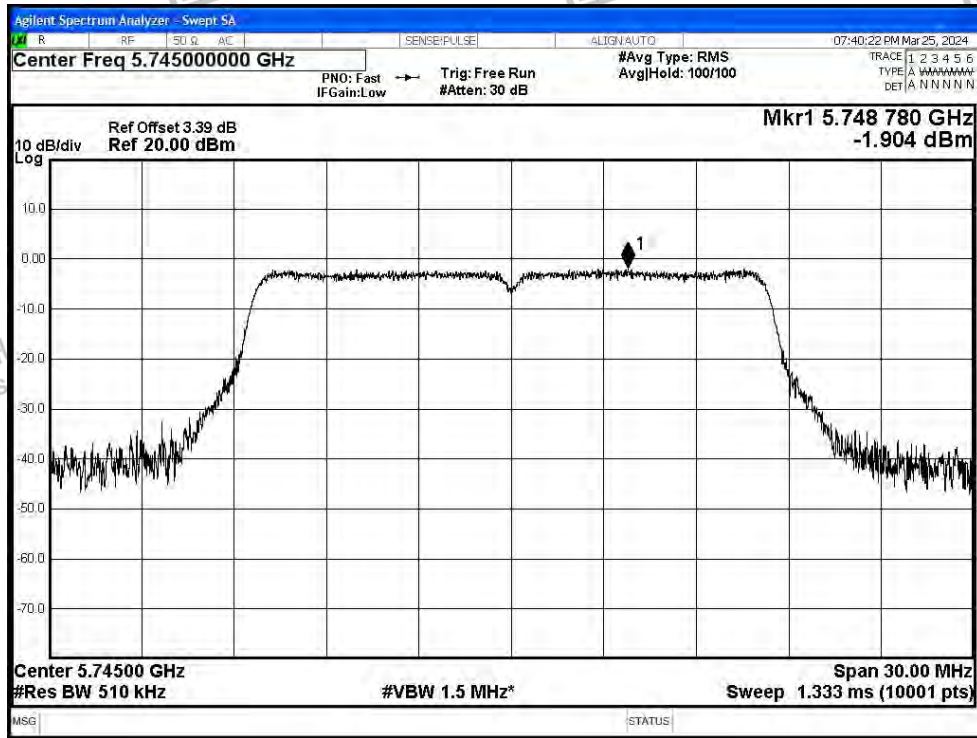
PSD NVNT ac80 5775MHz Ant1



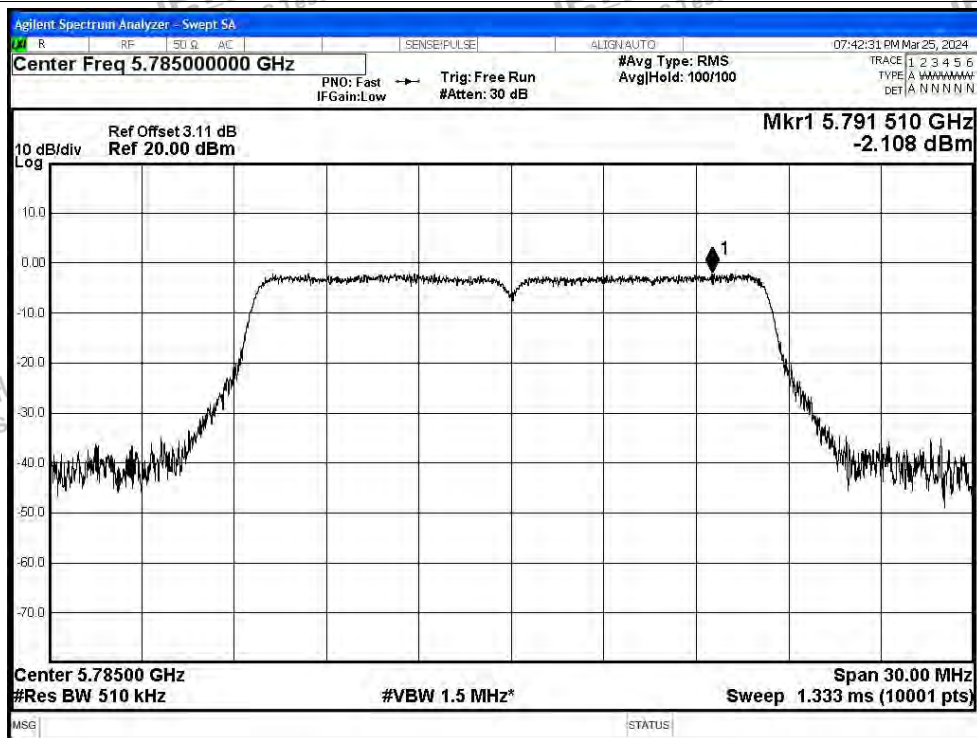


Test Graphs

PSD NVNT a 5745MHz Ant2

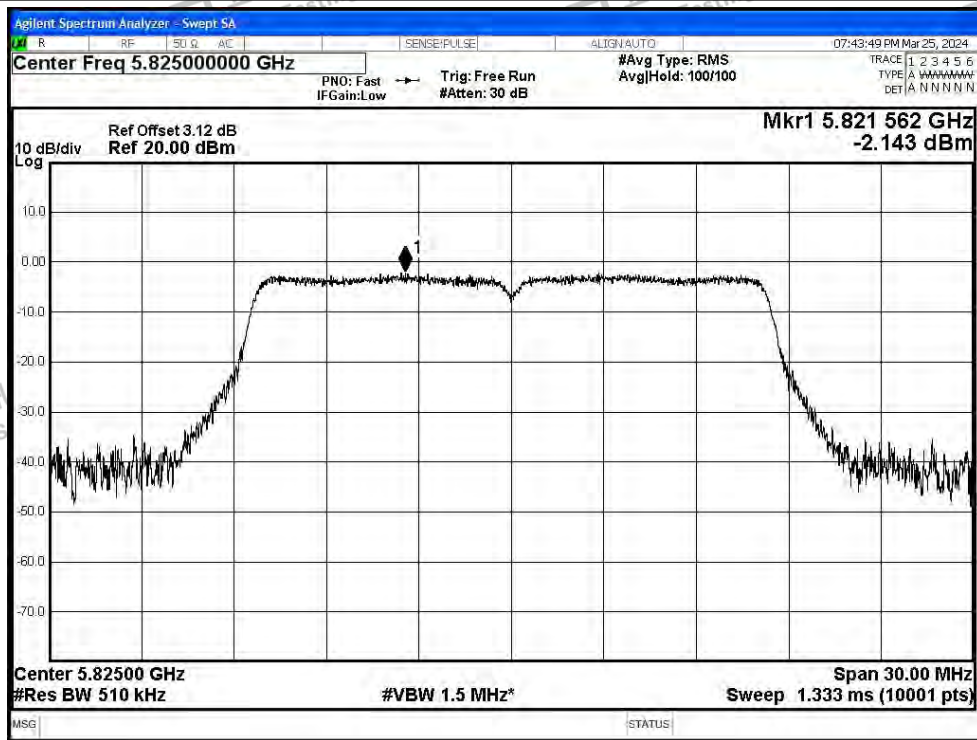


PSD NVNT a 5785MHz Ant2

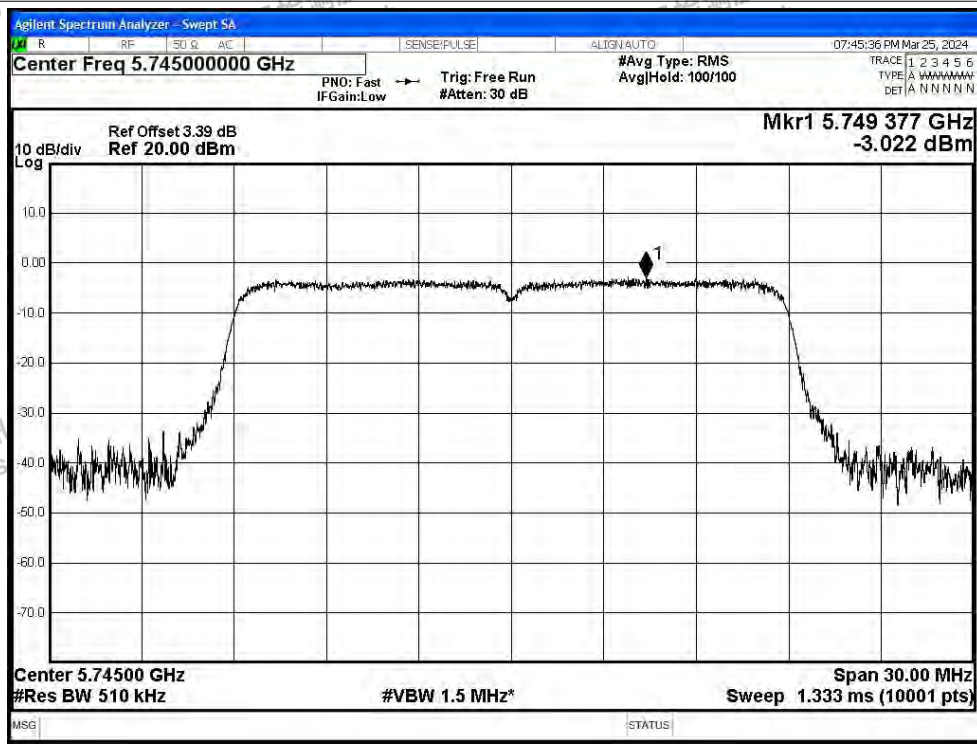




PSD NVNT a 5825MHz Ant2

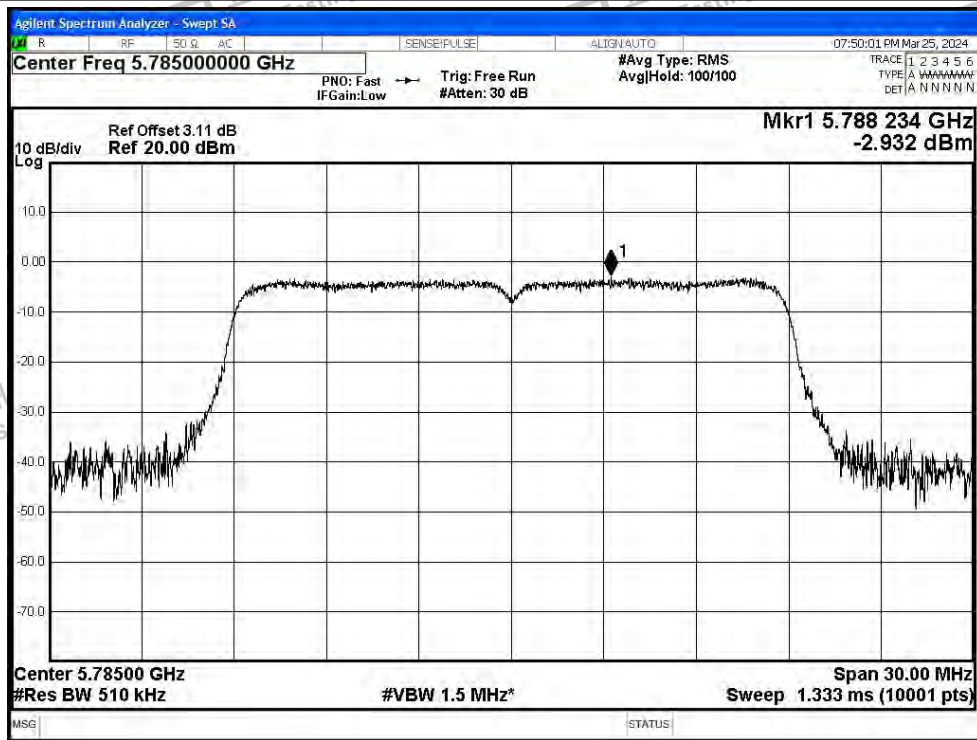


PSD NVNT n20 5745MHz Ant2

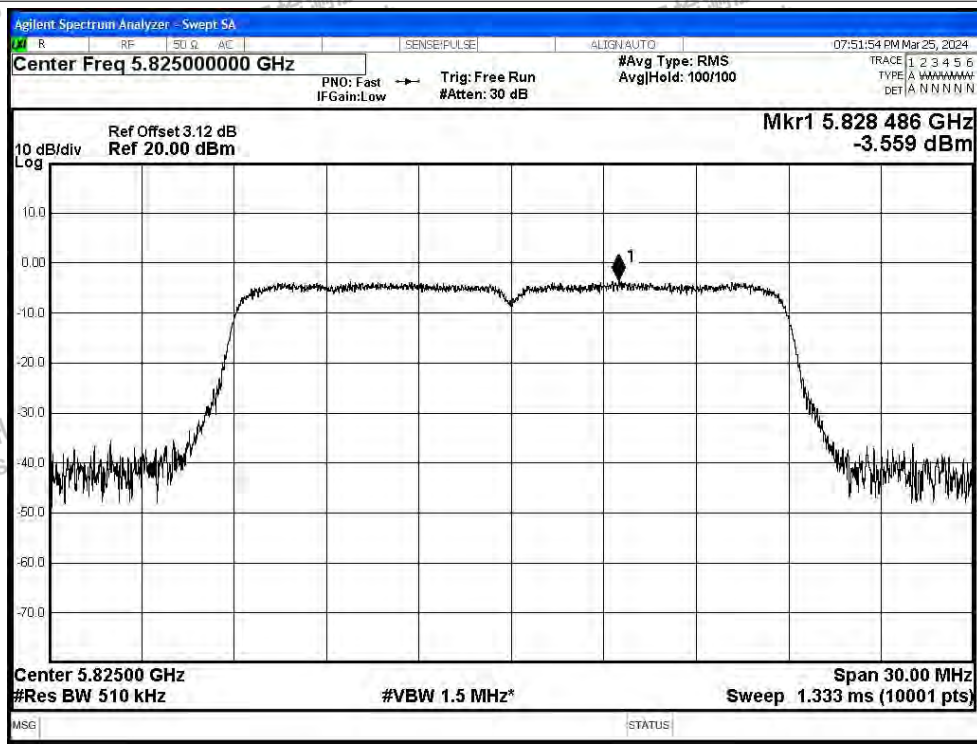




PSD NVNT n20 5785MHz Ant2

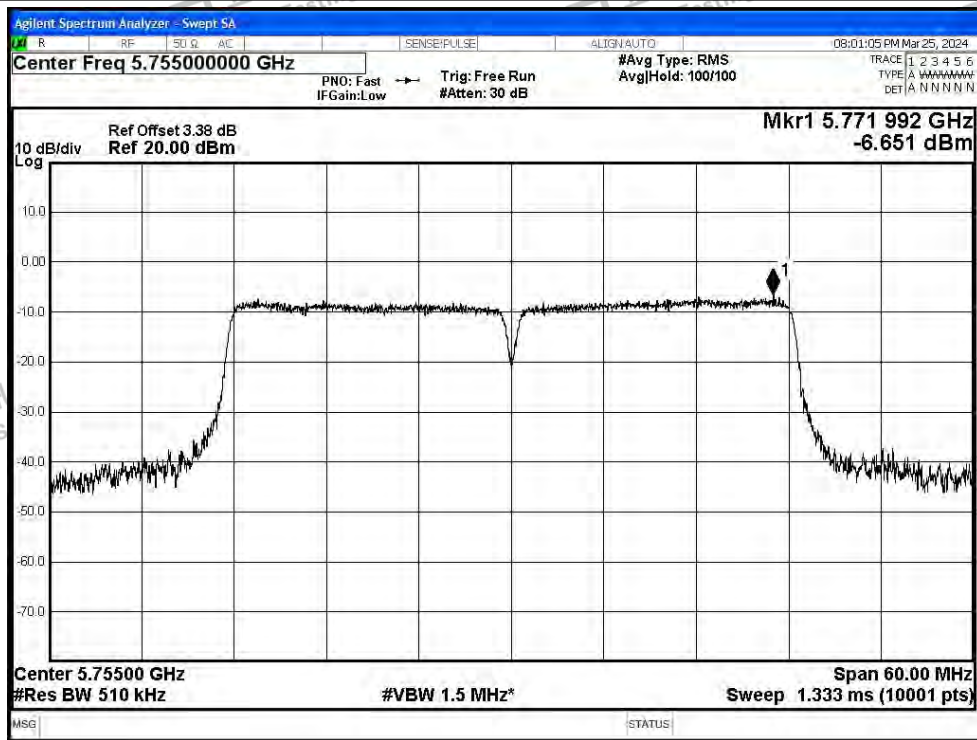


PSD NVNT n20 5825MHz Ant2

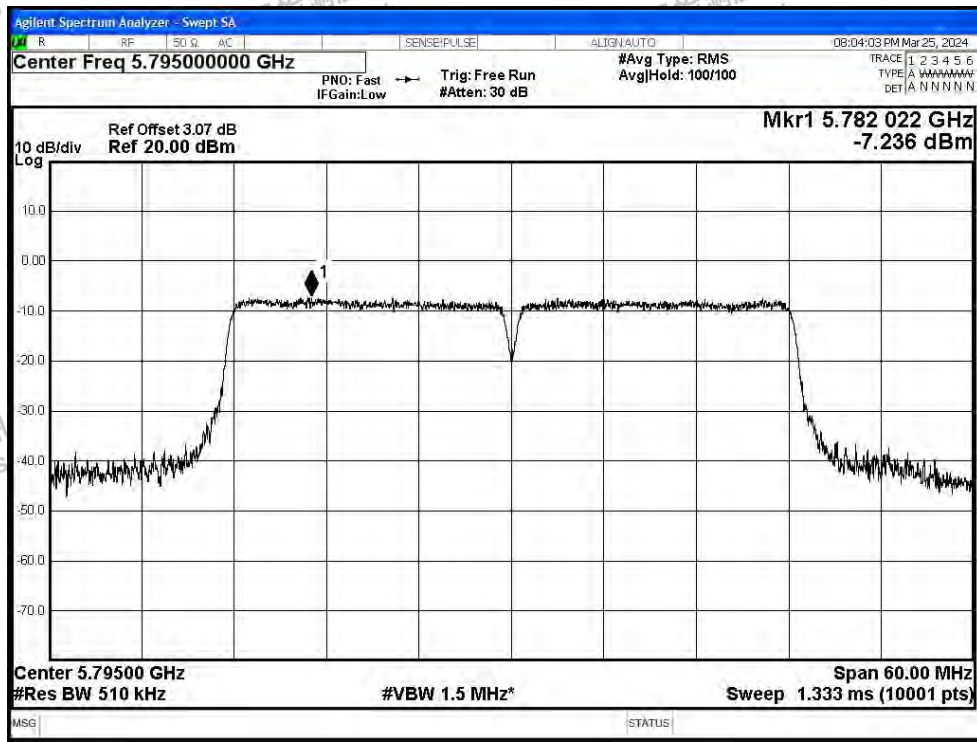




PSD NVNT n40 5755MHz Ant2



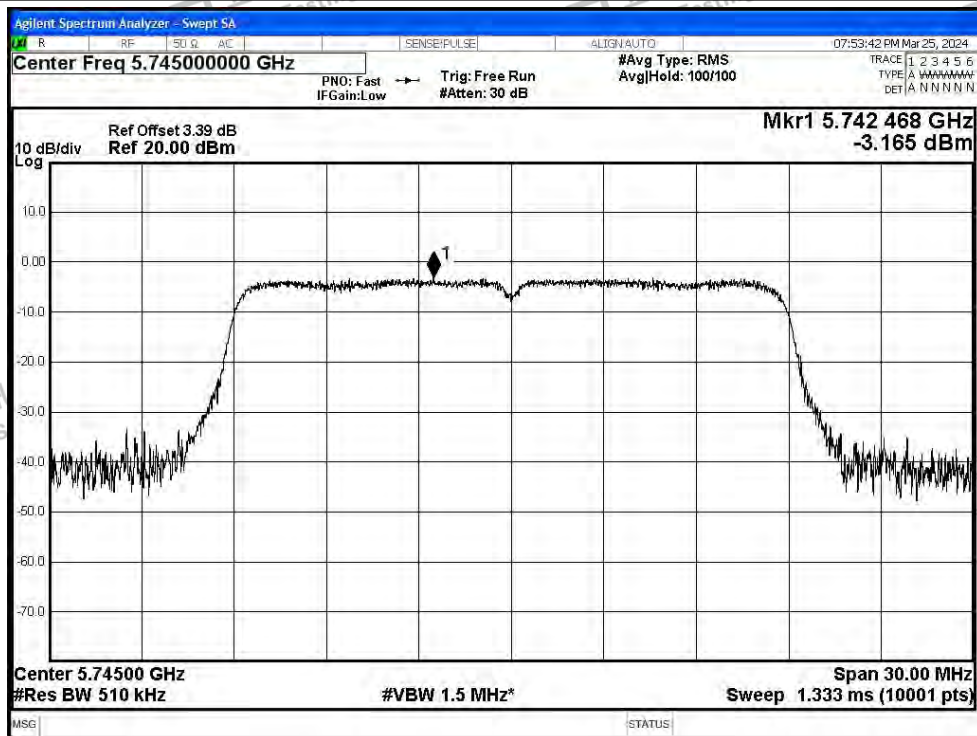
PSD NVNT n40 5795MHz Ant2



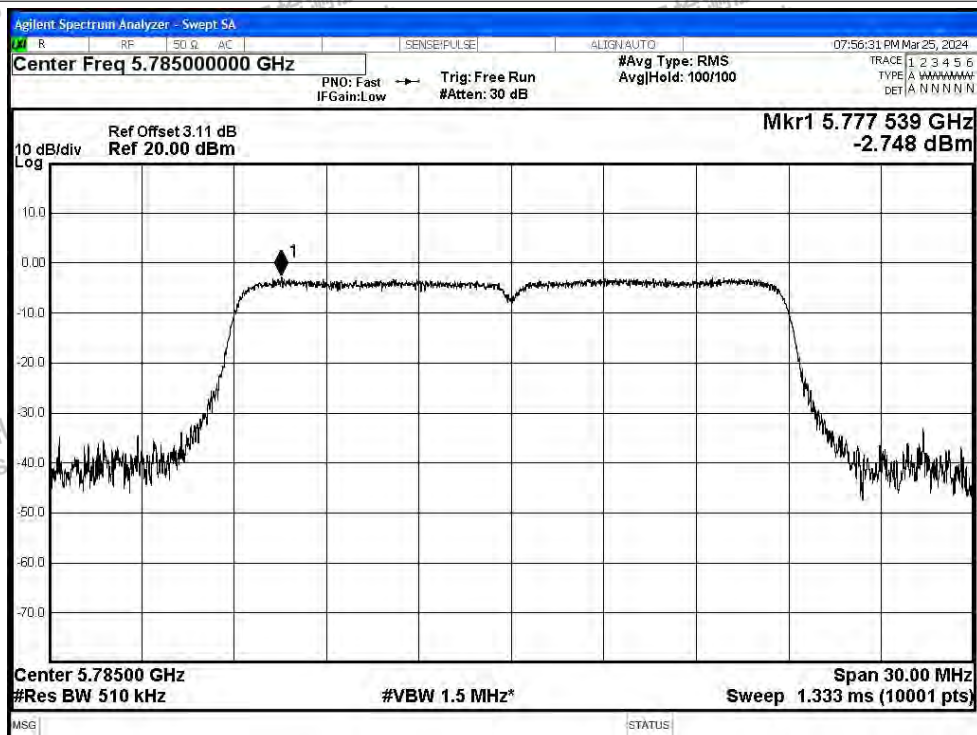




PSD NVNT ac20 5745MHz Ant2

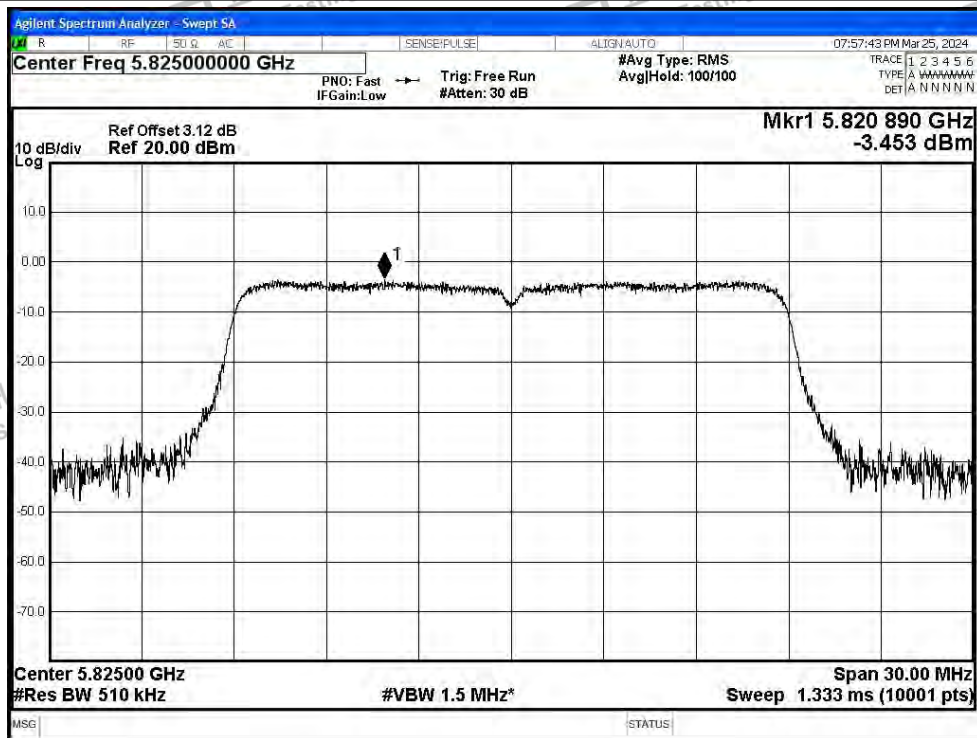


PSD NVNT ac20 5785MHz Ant2

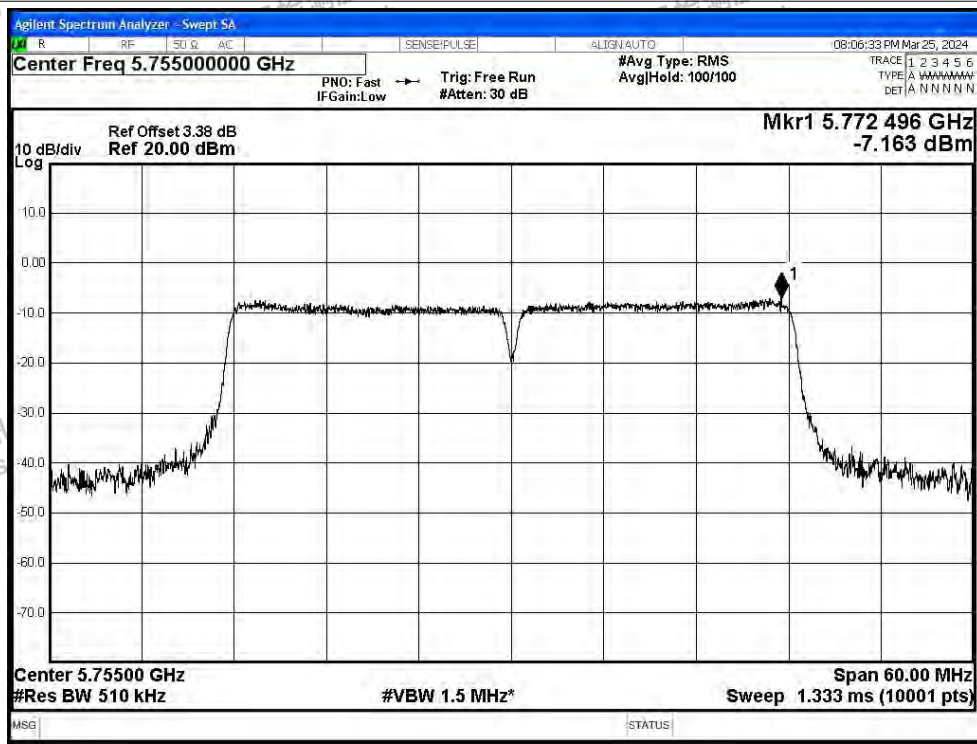




PSD NVNT ac20 5825MHz Ant2

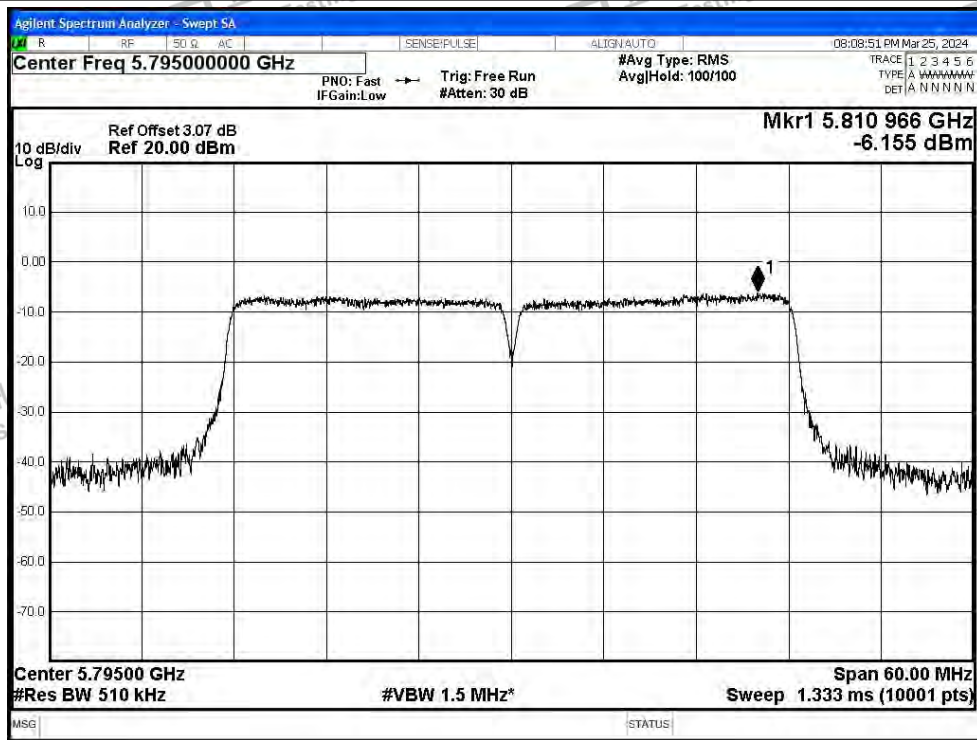


PSD NVNT ac40 5755MHz Ant2

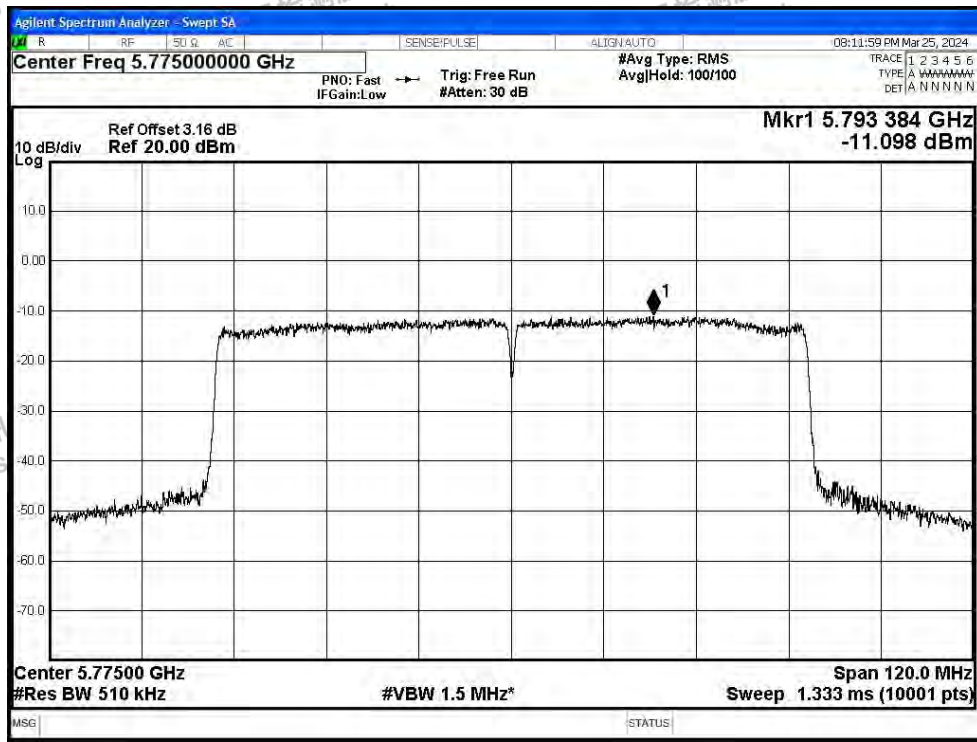




PSD NVNT ac40 5795MHz Ant2



PSD NVNT ac80 5775MHz Ant2





### G.4 Restrict Band

Condition	Mode	Frequency (MHz)	Spur Freq (MHz)	Power (dBm)	Gain (dBi)	Duty Factor (dB)	EIRP Power (dBm)	Detector	Limit (dBm)	Verdict
NVNT	a	5745	5650	-48.86	3.61	-	-45.25	Peak	-27	Pass
NVNT	a	5745	5650	-57.46	3.61	0.7	-53.85	Average	-27	Pass
NVNT	a	5745	5700	-44.43	3.61	-	-40.82	Peak	10	Pass
NVNT	a	5745	5700	-54.55	3.61	0.7	-50.94	Average	10	Pass
NVNT	a	5745	5720	-30.86	3.61	-	-27.25	Peak	15.6	Pass
NVNT	a	5745	5720	-45	3.61	0.7	-41.39	Average	15.6	Pass
NVNT	a	5745	5725	-23.14	3.61	-	-19.53	Peak	27	Pass
NVNT	a	5745	5725	-40.09	3.61	0.7	-36.48	Average	27	Pass
NVNT	a	5825	5850	-34.94	3.61	-	-31.33	Peak	27	Pass
NVNT	a	5825	5850	-45.76	3.61	0.59	-42.15	Average	27	Pass
NVNT	a	5825	5855	-41.47	3.61	-	-37.86	Peak	15.6	Pass
NVNT	a	5825	5855	-52.19	3.61	0.59	-48.58	Average	15.6	Pass
NVNT	a	5825	5875	-48.28	3.61	-	-44.67	Peak	10	Pass
NVNT	a	5825	5875	-55.72	3.61	0.59	-52.11	Average	10	Pass
NVNT	a	5825	5925	-48.62	3.61	-	-45.01	Peak	-27	Pass
NVNT	a	5825	5925	-57.8	3.61	0.59	-54.19	Average	-27	Pass
NVNT	n20mimo	5745	5650	-48.72	6.62	-	-42.1	Peak	-27	Pass
NVNT	n20mimo	5745	5650	-56.94	6.62	0.64	-50.32	Average	-27	Pass
NVNT	n20mimo	5745	5700	-47.06	6.62	-	-40.44	Peak	10	Pass
NVNT	n20mimo	5745	5700	-55.76	6.62	0.64	-49.14	Average	10	Pass
NVNT	n20mimo	5745	5720	-29.29	6.62	-	-22.67	Peak	15.6	Pass
NVNT	n20mimo	5745	5720	-44.21	6.62	0.64	-37.59	Average	15.6	Pass
NVNT	n20mimo	5745	5725	-23.85	6.62	-	-17.23	Peak	27	Pass
NVNT	n20mimo	5745	5725	-41.24	6.62	0.64	-34.62	Average	27	Pass
NVNT	n20mimo	5825	5850	-30.62	6.62	-	-24	Peak	27	Pass
NVNT	n20mimo	5825	5850	-47.21	6.62	0.64	-40.59	Average	27	Pass
NVNT	n20mimo	5825	5855	-38.39	6.62	-	-31.77	Peak	15.6	Pass
NVNT	n20mimo	5825	5855	-50.87	6.62	0.64	-44.25	Average	15.6	Pass
NVNT	n20mimo	5825	5875	-48.74	6.62	-	-42.12	Peak	10	Pass
NVNT	n20mimo	5825	5875	-56.48	6.62	0.64	-49.86	Average	10	Pass
NVNT	n20mimo	5825	5925	-50.19	6.62	-	-43.57	Peak	-27	Pass
NVNT	n20mimo	5825	5925	-57.42	6.62	0.64	-50.8	Average	-27	Pass
NVNT	n40mimo	5755	5650	-49.42	6.62	-	-42.8	Peak	-27	Pass
NVNT	n40mimo	5755	5650	-57.37	6.62	0.89	-50.75	Average	-27	Pass
NVNT	n40mimo	5755	5700	-43.97	6.62	-	-37.35	Peak	10	Pass
NVNT	n40mimo	5755	5700	-52.06	6.62	0.89	-45.44	Average	10	Pass



Shenzhen LCS Compliance Testing Laboratory Ltd.  
 Add: 101, 201 Bldg A & 301 Bldg C, Juji Industrial Park Yabianxueziwei, Shajing Street, Baoan District, Shenzhen, 518000, China  
 Tel: +(86) 0755-82591330 | E-mail: webmaster@lcs-cert.com | Web: www.lcs-cert.com  
 Scan code to check authenticity



NVNT	n40mimo	5755	5720	-28.69	6.62	-	-22.07	Peak	15.6	Pass
NVNT	n40mimo	5755	5720	-41.32	6.62	0.89	-34.7	Average	15.6	Pass
NVNT	n40mimo	5755	5725	-23.6	6.62	-	-16.98	Peak	27	Pass
NVNT	n40mimo	5755	5725	-38.94	6.62	0.89	-32.32	Average	27	Pass
NVNT	n40mimo	5795	5850	-47.56	6.62	-	-40.94	Peak	27	Pass
NVNT	n40mimo	5795	5850	-54.4	6.62	0.89	-47.78	Average	27	Pass
NVNT	n40mimo	5795	5855	-45.8	6.62	-	-39.18	Peak	15.6	Pass
NVNT	n40mimo	5795	5855	-55.66	6.62	0.89	-49.04	Average	15.6	Pass
NVNT	n40mimo	5795	5875	-50.47	6.62	-	-43.85	Peak	10	Pass
NVNT	n40mimo	5795	5875	-57.19	6.62	0.89	-50.57	Average	10	Pass
NVNT	n40mimo	5795	5925	-50.17	6.62	-	-43.55	Peak	-27	Pass
NVNT	n40mimo	5795	5925	-57.41	6.62	0.89	-50.79	Average	-27	Pass
NVNT	ac20mimo	5745	5650	-50.05	6.62	-	-43.43	Peak	-27	Pass
NVNT	ac20mimo	5745	5650	-56.93	6.62	0.63	-50.31	Average	-27	Pass
NVNT	ac20mimo	5745	5700	-46.73	6.62	-	-40.11	Peak	10	Pass
NVNT	ac20mimo	5745	5700	-55.21	6.62	0.63	-48.59	Average	10	Pass
NVNT	ac20mimo	5745	5720	-32.72	6.62	-	-26.1	Peak	15.6	Pass
NVNT	ac20mimo	5745	5720	-46.63	6.62	0.63	-40.01	Average	15.6	Pass
NVNT	ac20mimo	5745	5725	-19.35	6.62	-	-12.73	Peak	27	Pass
NVNT	ac20mimo	5745	5725	-43.98	6.62	0.63	-37.36	Average	27	Pass
NVNT	ac20mimo	5825	5850	-29.68	6.62	-	-23.06	Peak	27	Pass
NVNT	ac20mimo	5825	5850	-47.13	6.62	0.91	-40.51	Average	27	Pass
NVNT	ac20mimo	5825	5855	-34.41	6.62	-	-27.79	Peak	15.6	Pass
NVNT	ac20mimo	5825	5855	-49.41	6.62	0.91	-42.79	Average	15.6	Pass
NVNT	ac20mimo	5825	5875	-47.95	6.62	-	-41.33	Peak	10	Pass
NVNT	ac20mimo	5825	5875	-56.14	6.62	0.91	-49.52	Average	10	Pass
NVNT	ac20mimo	5825	5925	-49.64	6.62	-	-43.02	Peak	-27	Pass
NVNT	ac20mimo	5825	5925	-57.61	6.62	0.91	-50.99	Average	-27	Pass
NVNT	ac40mimo	5755	5650	-49.54	6.62	-	-42.92	Peak	-27	Pass
NVNT	ac40mimo	5755	5650	-57.63	6.62	0.88	-51.01	Average	-27	Pass
NVNT	ac40mimo	5755	5700	-43.46	6.62	-	-36.84	Peak	10	Pass
NVNT	ac40mimo	5755	5700	-53.18	6.62	0.88	-46.56	Average	10	Pass
NVNT	ac40mimo	5755	5720	-27.83	6.62	-	-21.21	Peak	15.6	Pass
NVNT	ac40mimo	5755	5720	-43.25	6.62	0.88	-36.63	Average	15.6	Pass
NVNT	ac40mimo	5755	5725	-26.7	6.62	-	-20.08	Peak	27	Pass
NVNT	ac40mimo	5755	5725	-38.43	6.62	0.88	-31.81	Average	27	Pass
NVNT	ac40mimo	5795	5850	-44.46	6.62	-	-37.84	Peak	27	Pass
NVNT	ac40mimo	5795	5850	-54.37	6.62	0.88	-47.75	Average	27	Pass
NVNT	ac40mimo	5795	5855	-47.58	6.62	-	-40.96	Peak	15.6	Pass
NVNT	ac40mimo	5795	5855	-55.67	6.62	0.88	-49.05	Average	15.6	Pass
NVNT	ac40mimo	5795	5875	-48.22	6.62	-	-41.6	Peak	10	Pass



Shenzhen LCS Compliance Testing Laboratory Ltd.  
 Add: 101, 201 Bldg A & 301 Bldg C, Juji Industrial Park Yabianxueziwei, Shajing Street, Baoan District, Shenzhen, 518000, China  
 Tel: +(86) 0755-82591330 | E-mail: webmaster@lcs-cert.com | Web: www.lcs-cert.com  
 Scan code to check authenticity



NVNT	ac40mimo	5795	5875	-57.47	6.62	0.88	-50.85	Average	10	Pass
NVNT	ac40mimo	5795	5925	-48.93	6.62	-	-42.31	Peak	-27	Pass
NVNT	ac40mimo	5795	5925	-57.65	6.62	0.88	-51.03	Average	-27	Pass
NVNT	ac80mimo	5775	5650	-46.86	6.62	-	-40.24	Peak	-27	Pass
NVNT	ac80mimo	5775	5650	-56.28	6.62	1.66	-49.66	Average	-27	Pass
NVNT	ac80mimo	5775	5700	-40.43	6.62	-	-33.81	Peak	10	Pass
NVNT	ac80mimo	5775	5700	-49.23	6.62	1.66	-42.61	Average	10	Pass
NVNT	ac80mimo	5775	5720	-34.18	6.62	-	-27.56	Peak	15.6	Pass
NVNT	ac80mimo	5775	5720	-45.86	6.62	1.66	-39.24	Average	15.6	Pass
NVNT	ac80mimo	5775	5725	-29.11	6.62	-	-22.49	Peak	27	Pass
NVNT	ac80mimo	5775	5725	-43.69	6.62	1.66	-37.07	Average	27	Pass
NVNT	ac80mimo	5775	5850	-40.38	6.62	-	-33.76	Peak	27	Pass
NVNT	ac80mimo	5775	5850	-51.1	6.62	1.66	-44.48	Average	27	Pass
NVNT	ac80mimo	5775	5855	-40.77	6.62	-	-34.15	Peak	15.6	Pass
NVNT	ac80mimo	5775	5855	-50.6	6.62	1.66	-43.98	Average	15.6	Pass
NVNT	ac80mimo	5775	5875	-45.54	6.62	-	-38.92	Peak	10	Pass
NVNT	ac80mimo	5775	5875	-53.6	6.62	1.66	-46.98	Average	10	Pass
NVNT	ac80mimo	5775	5925	-47.24	6.62	-	-40.62	Peak	-27	Pass
NVNT	ac80mimo	5775	5925	-57.09	6.62	1.66	-50.47	Average	-27	Pass

Note: 802.11a mode, only show the worst set of antenna1 data.

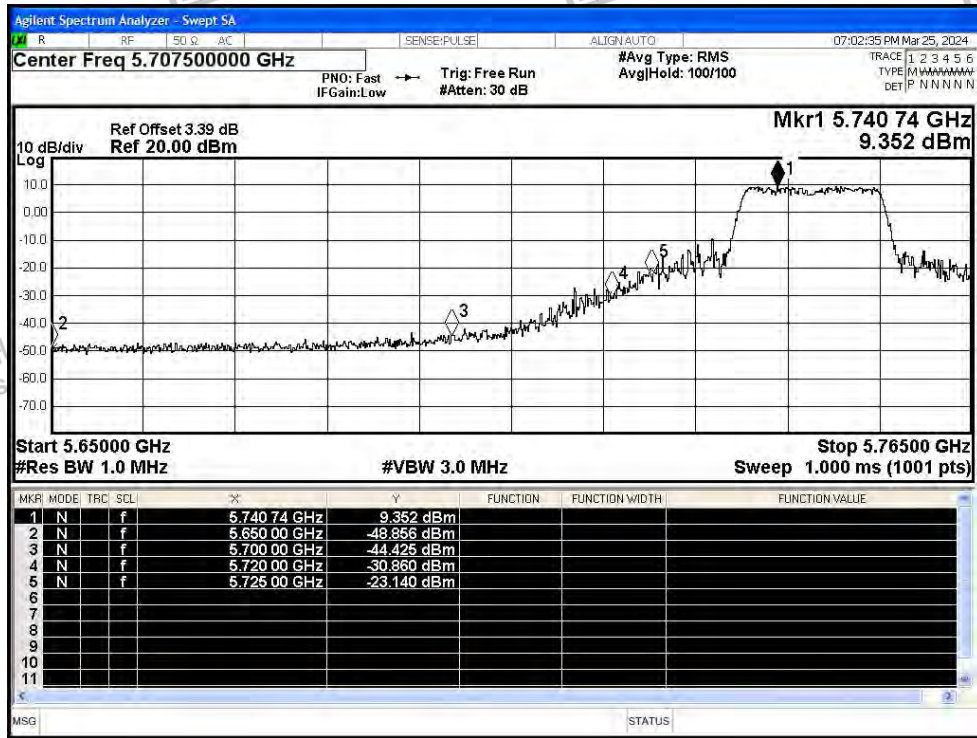


Shenzhen LCS Compliance Testing Laboratory Ltd.  
 Add: 101, 201 Bldg A & 301 Bldg C, Juji Industrial Park Yabianxueziwei, Shajing Street, Baoan District, Shenzhen, 518000, China  
 Tel: +(86) 0755-82591330 | E-mail: webmaster@lcs-cert.com | Web: www.lcs-cert.com  
 Scan code to check authenticity

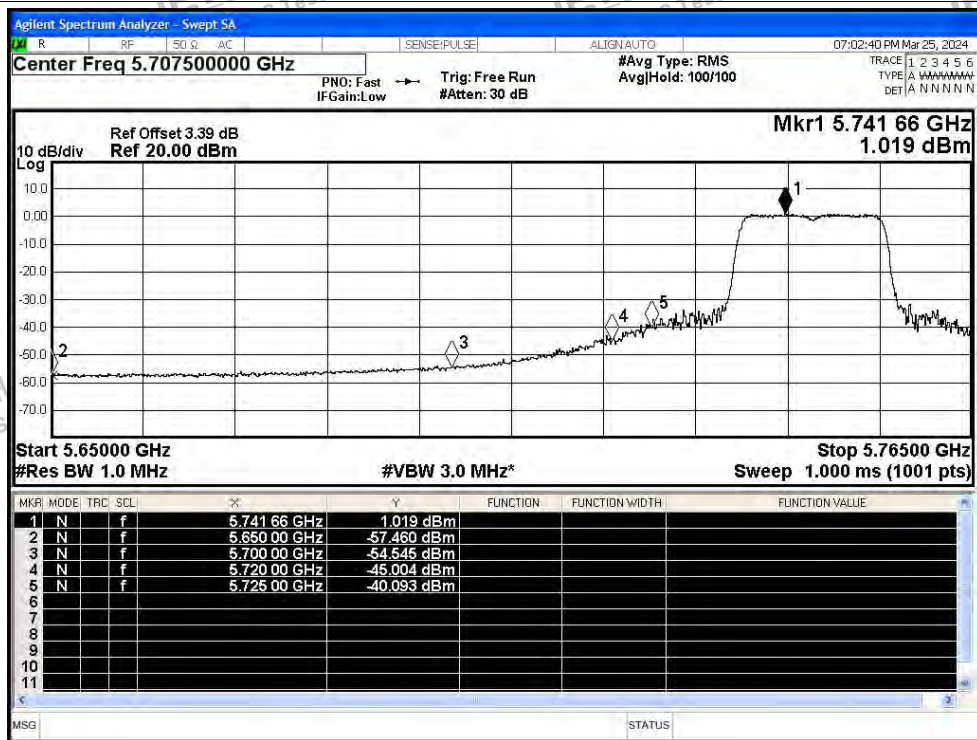


Test Graphs

Restrict Band NVNT a 5745MHz Ant1 Peak

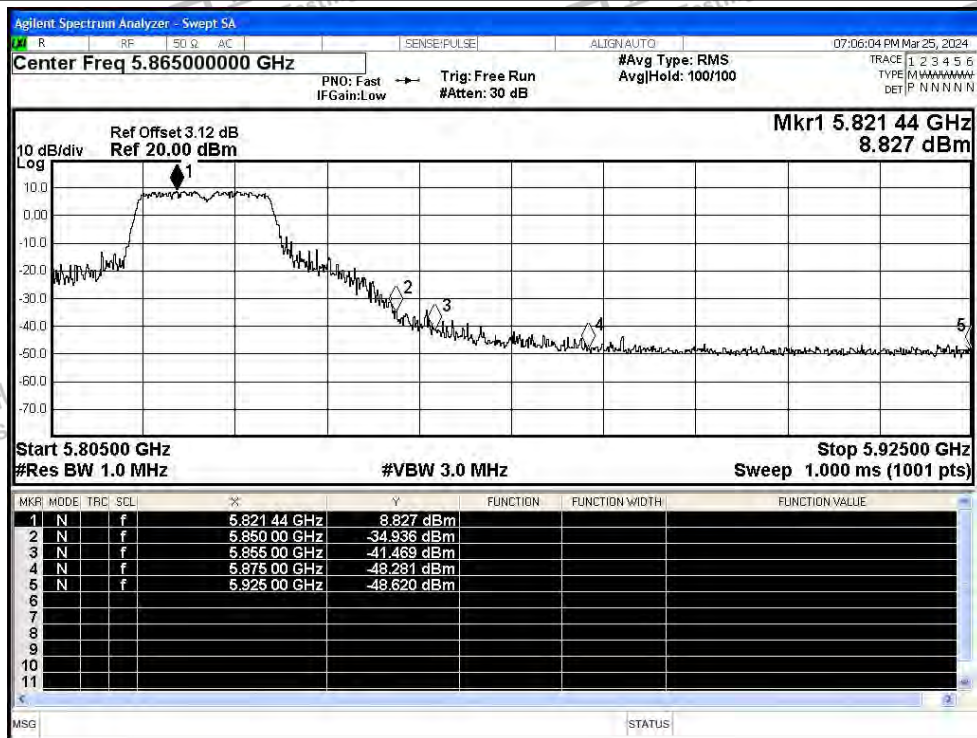


Restrict Band NVNT a 5745MHz Ant1 Average

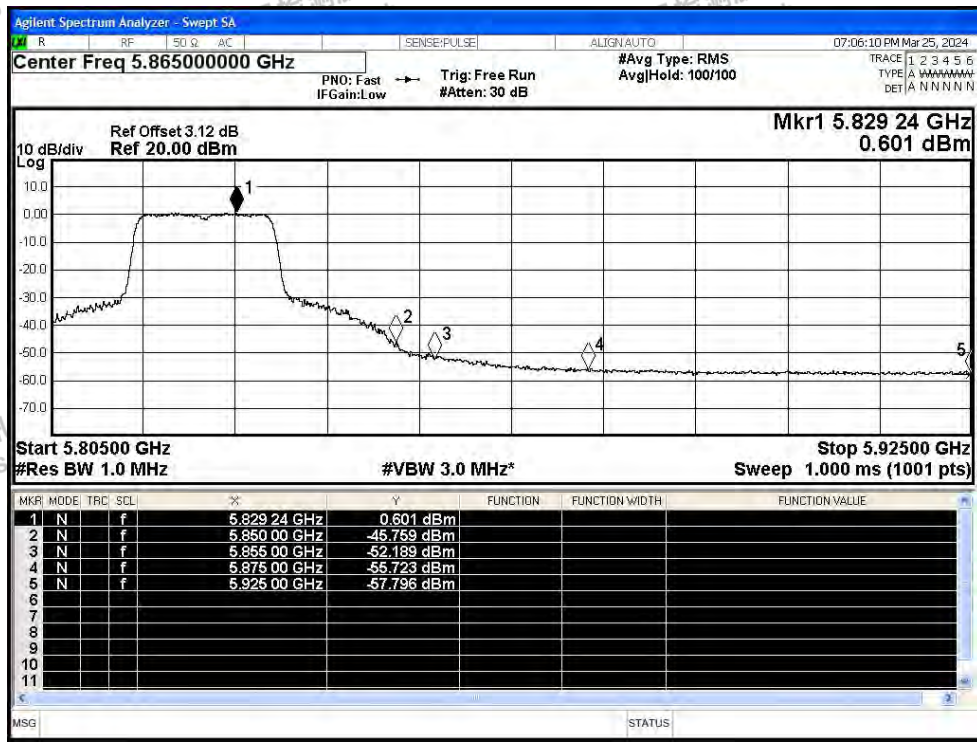




Restrict Band NVNT a 5825MHz Ant1 Peak



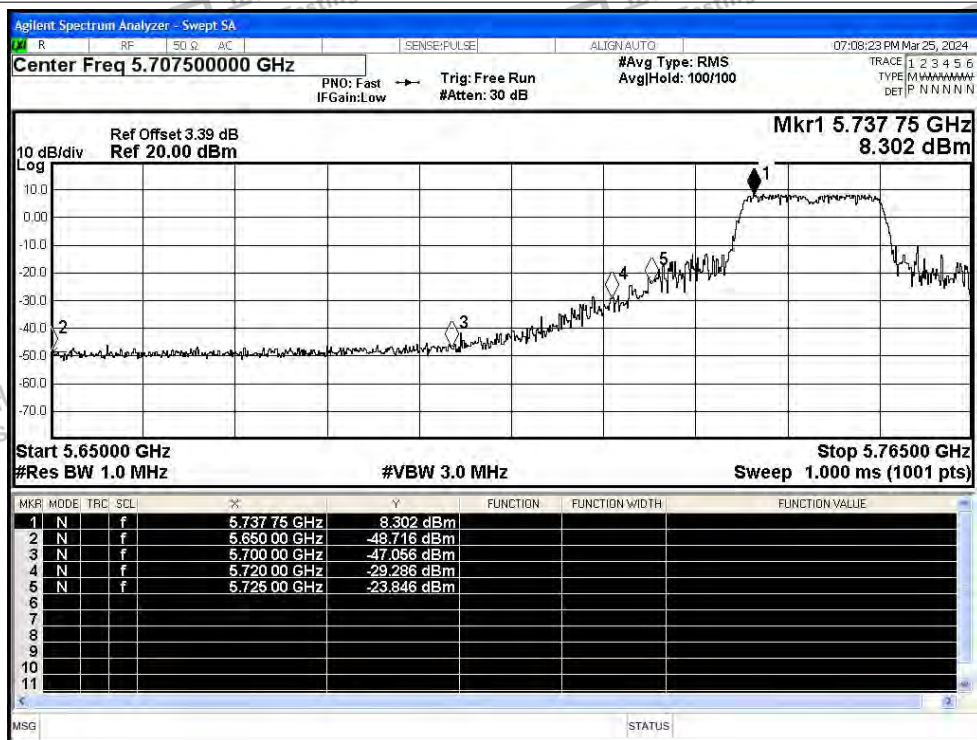
Restrict Band NVNT a 5825MHz Ant1 Average



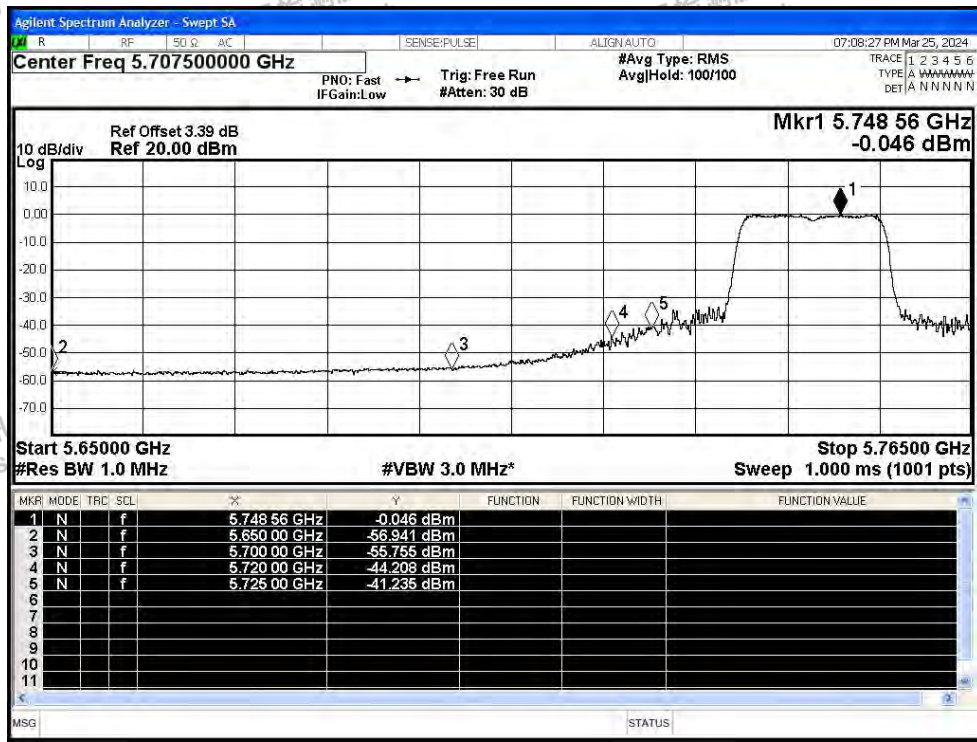




Restrict Band NVNT n20 5745MHz Ant1 Peak

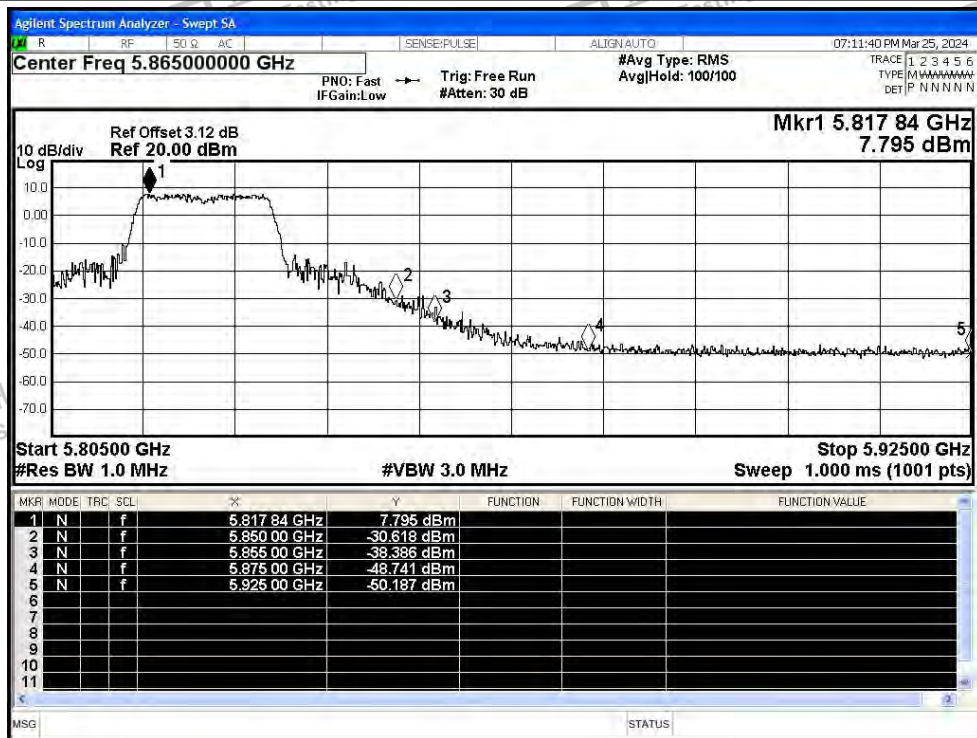


Restrict Band NVNT n20 5745MHz Ant1 Average

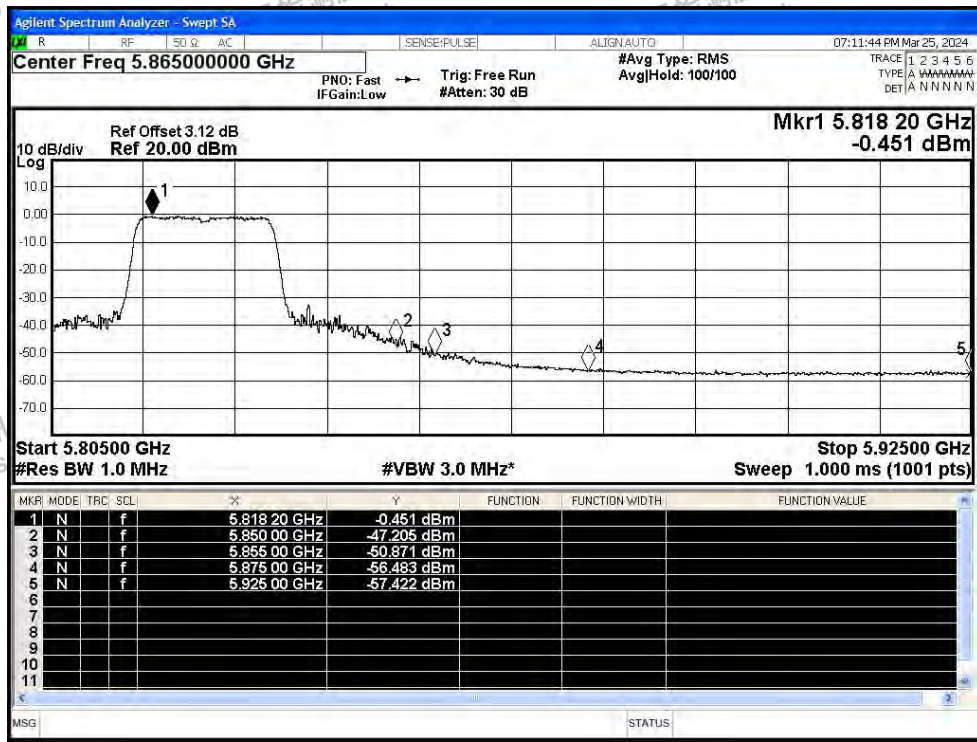




Restrict Band NVNT n20 5825MHz Ant1 Peak

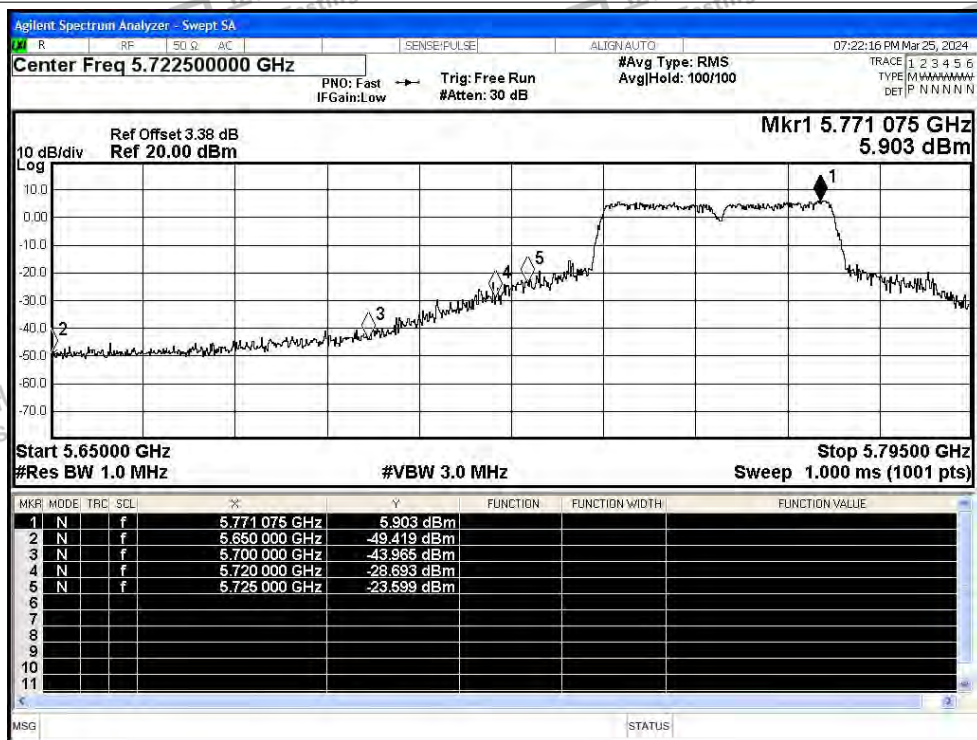


Restrict Band NVNT n20 5825MHz Ant1 Average

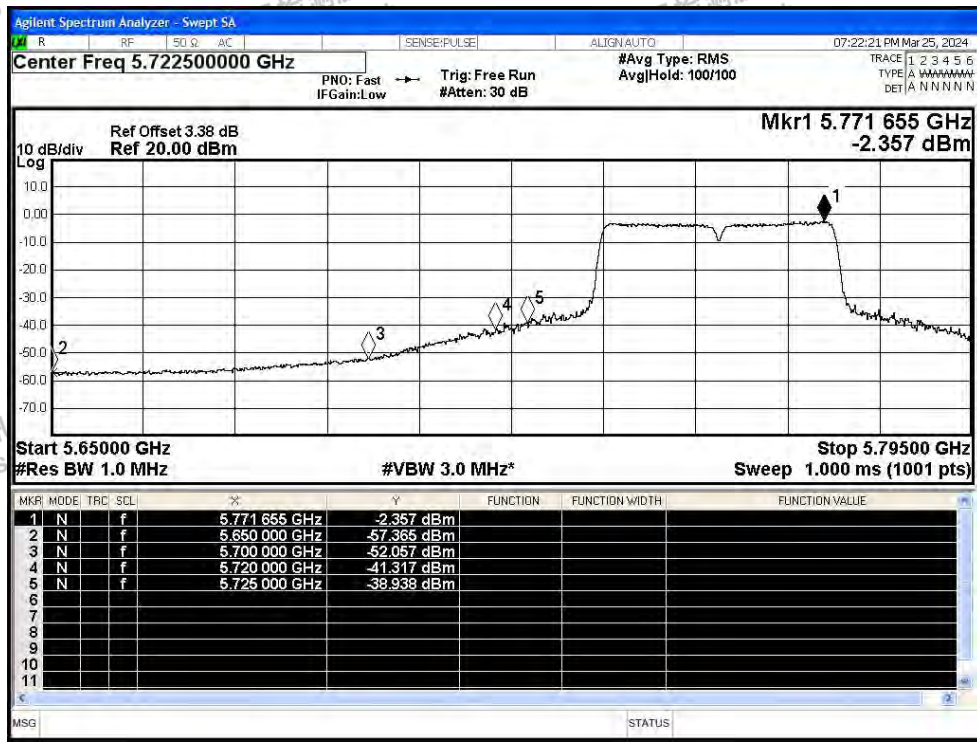




Restrict Band NVNT n40 5755MHz Ant1 Peak

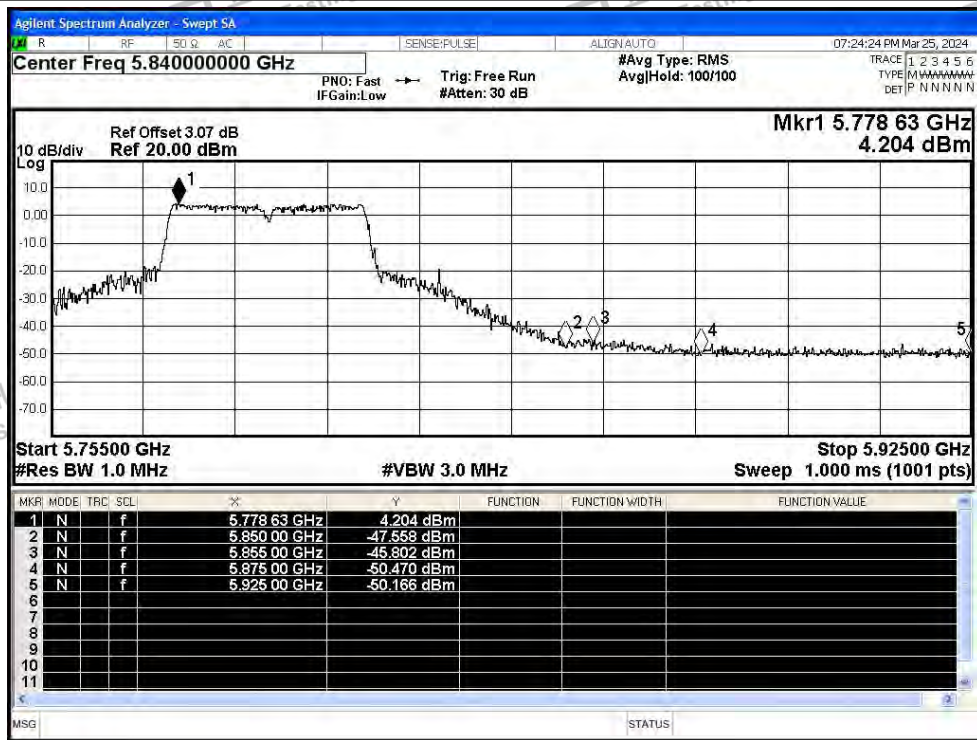


Restrict Band NVNT n40 5755MHz Ant1 Average

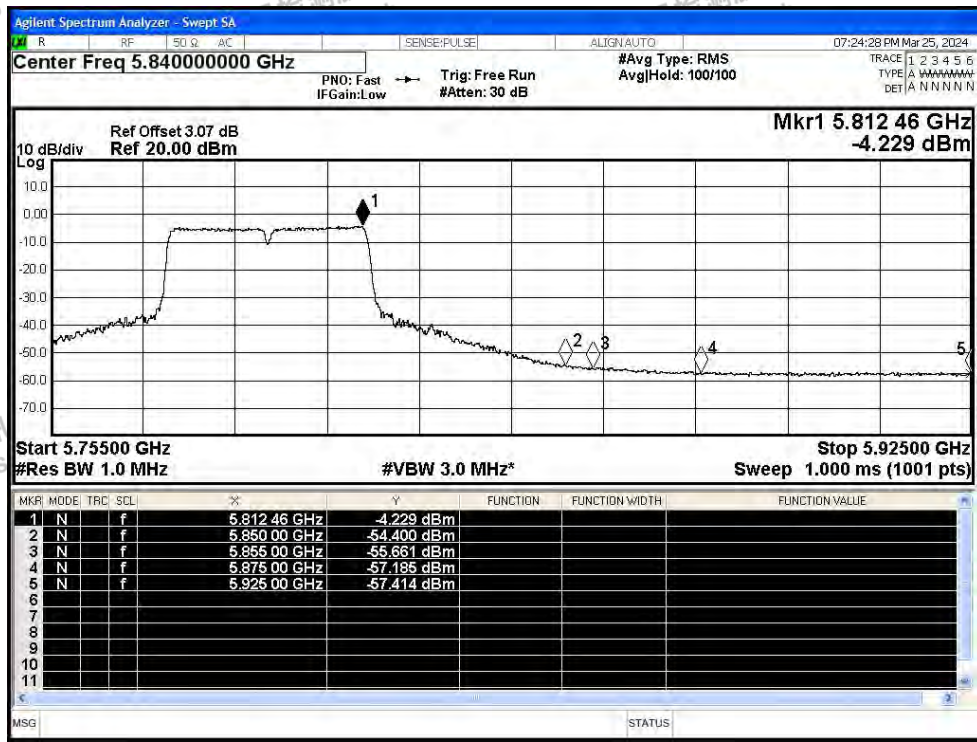




Restrict Band NVNT n40 5795MHz Ant1 Peak

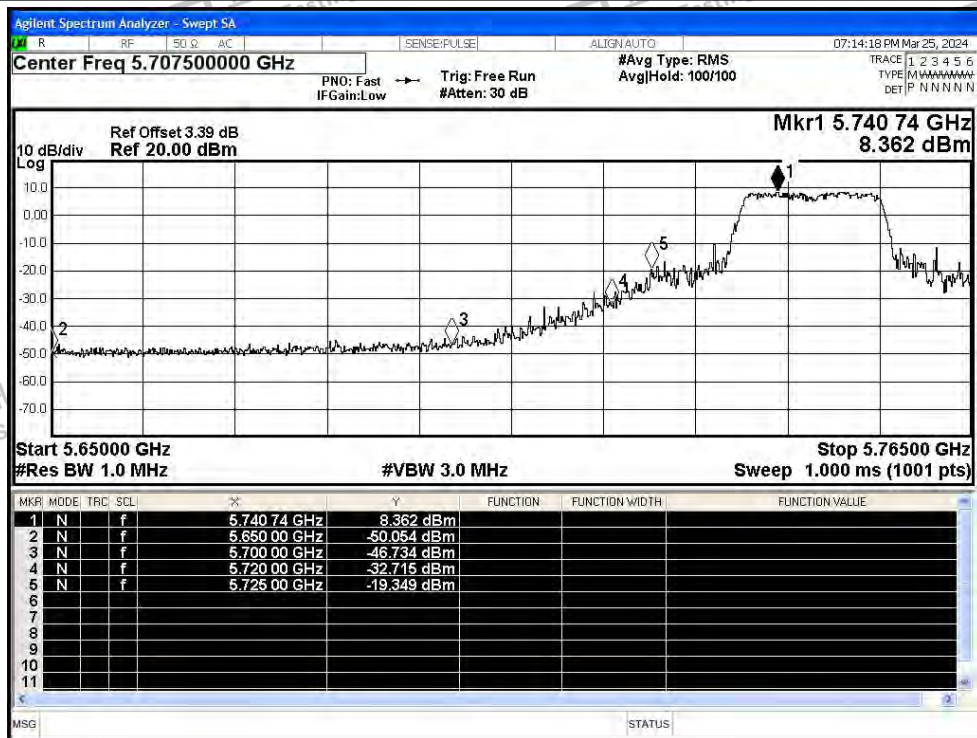


Restrict Band NVNT n40 5795MHz Ant1 Average

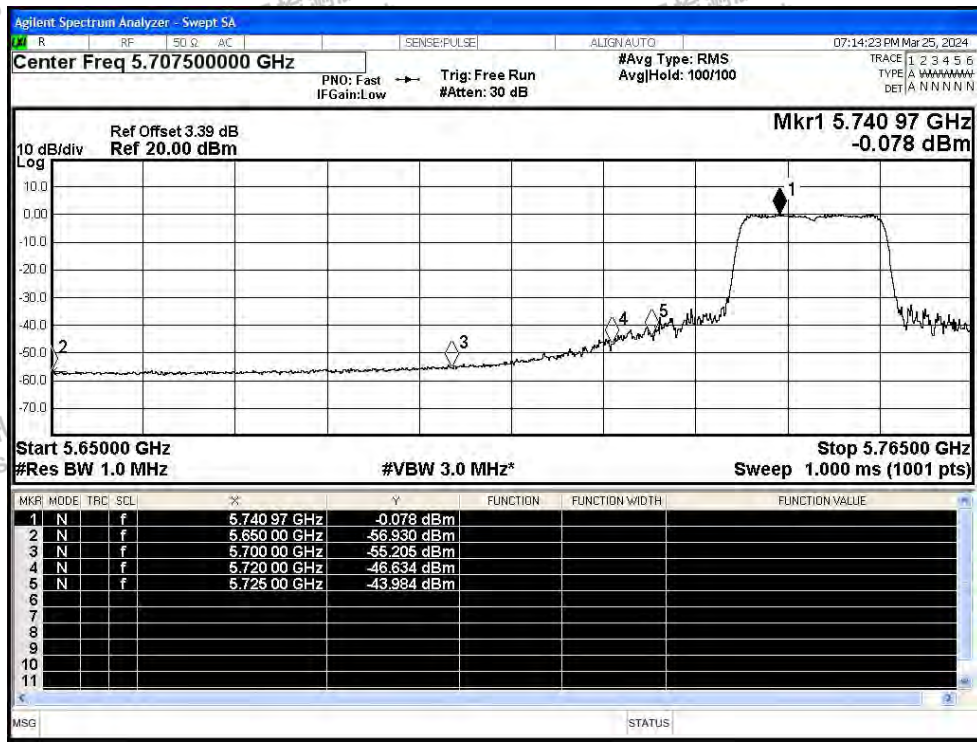




Restrict Band NVNT ac20 5745MHz Ant1 Peak

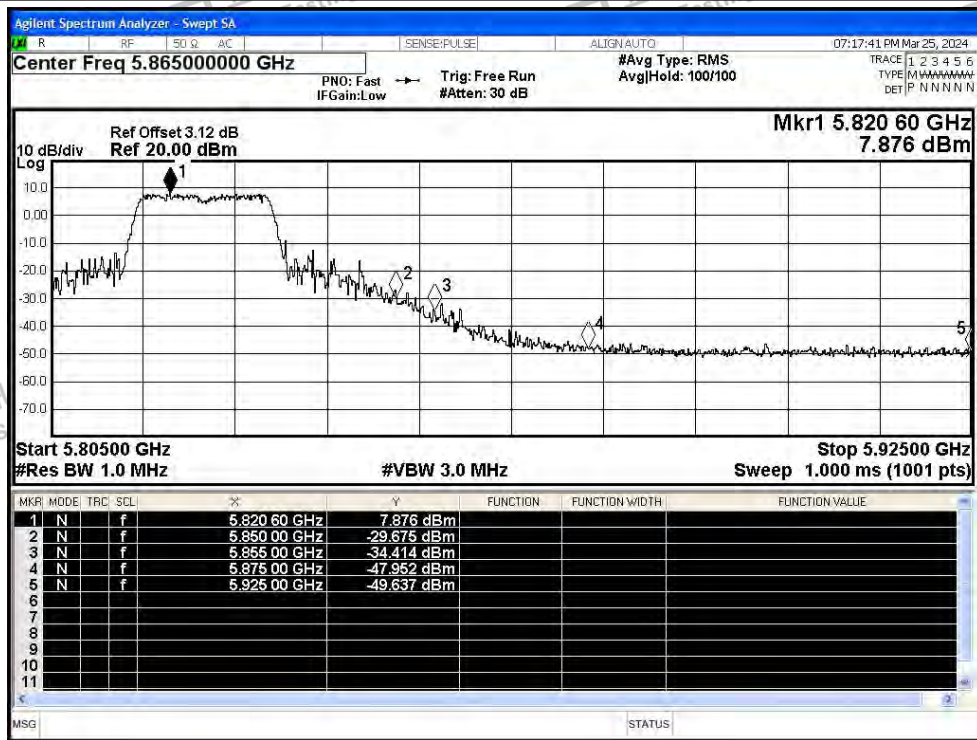


Restrict Band NVNT ac20 5745MHz Ant1 Average

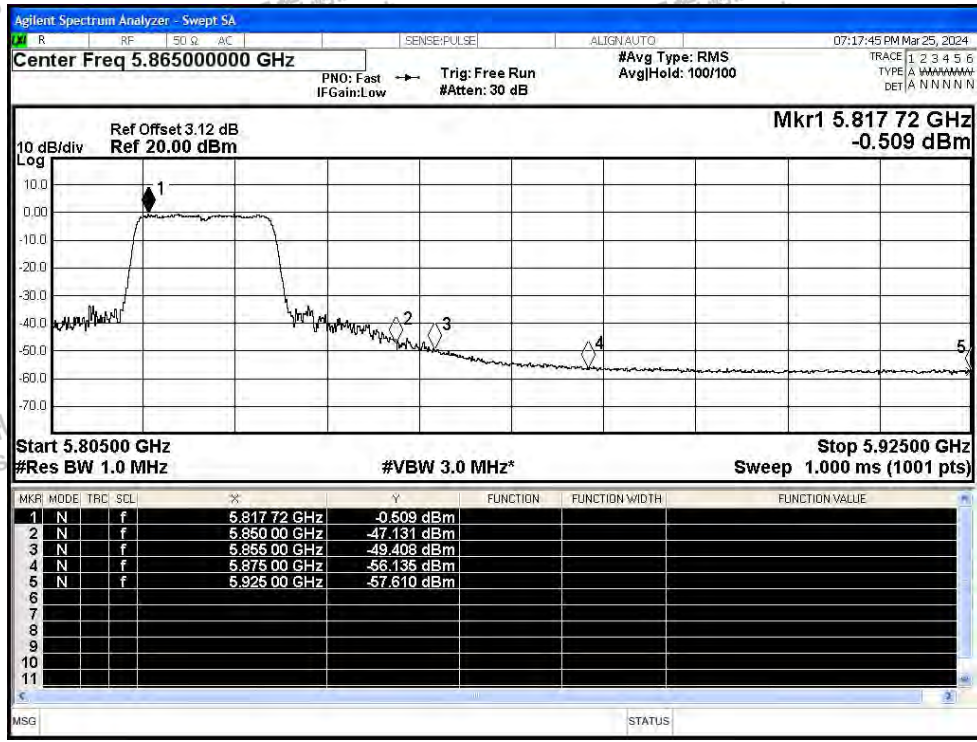




Restrict Band NVNT ac20 5825MHz Ant1 Peak

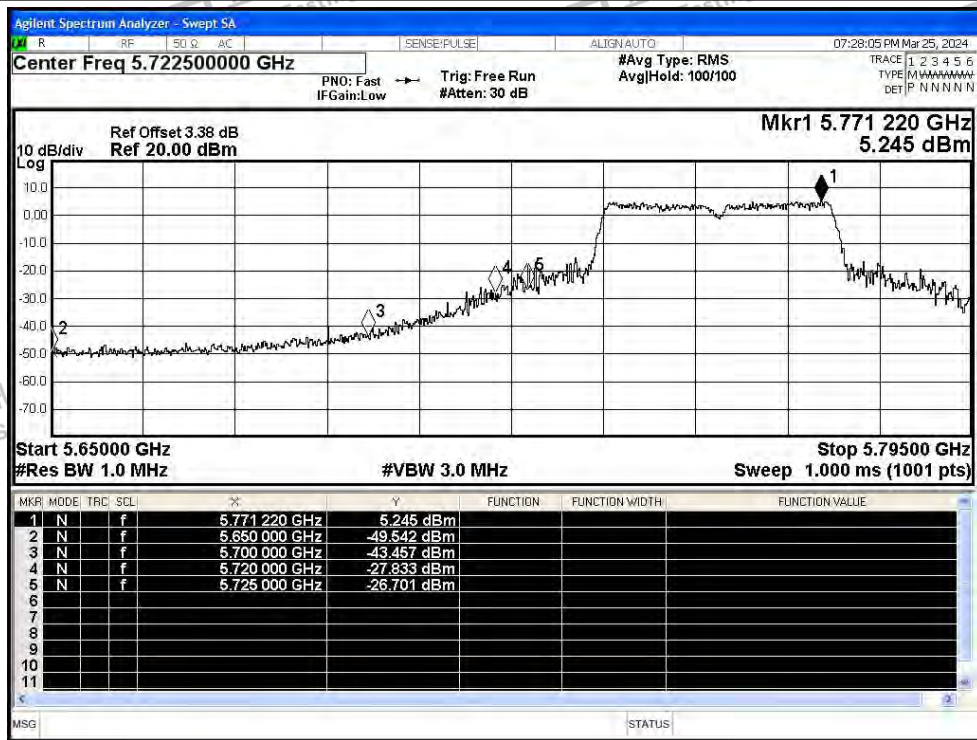


Restrict Band NVNT ac20 5825MHz Ant1 Average

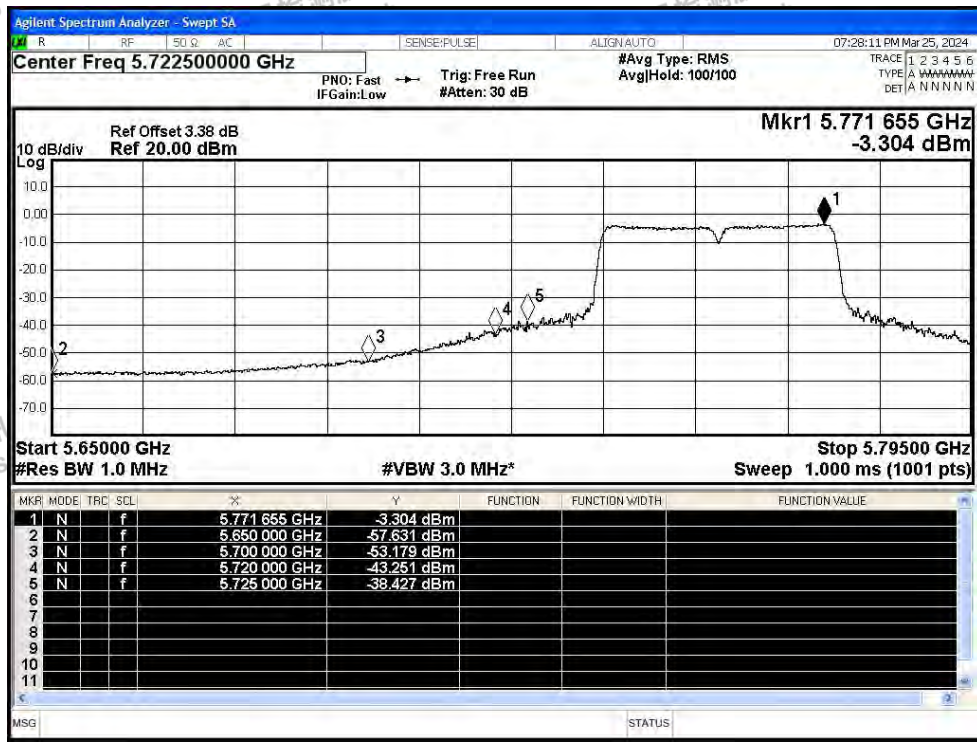




Restrict Band NVNT ac40 5755MHz Ant1 Peak

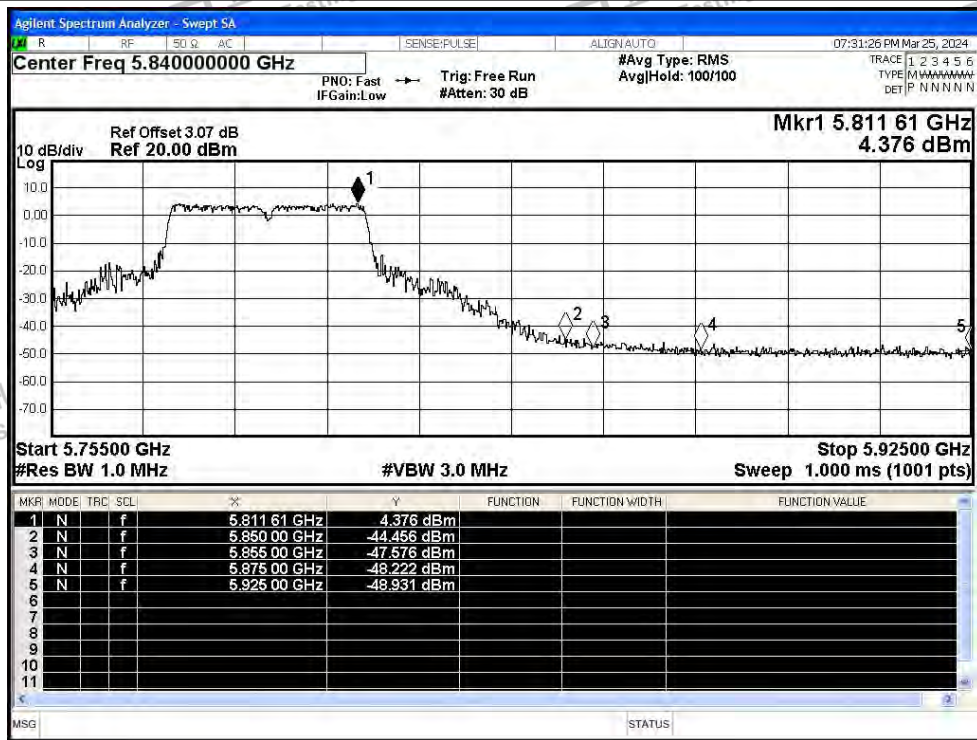


Restrict Band NVNT ac40 5755MHz Ant1 Average

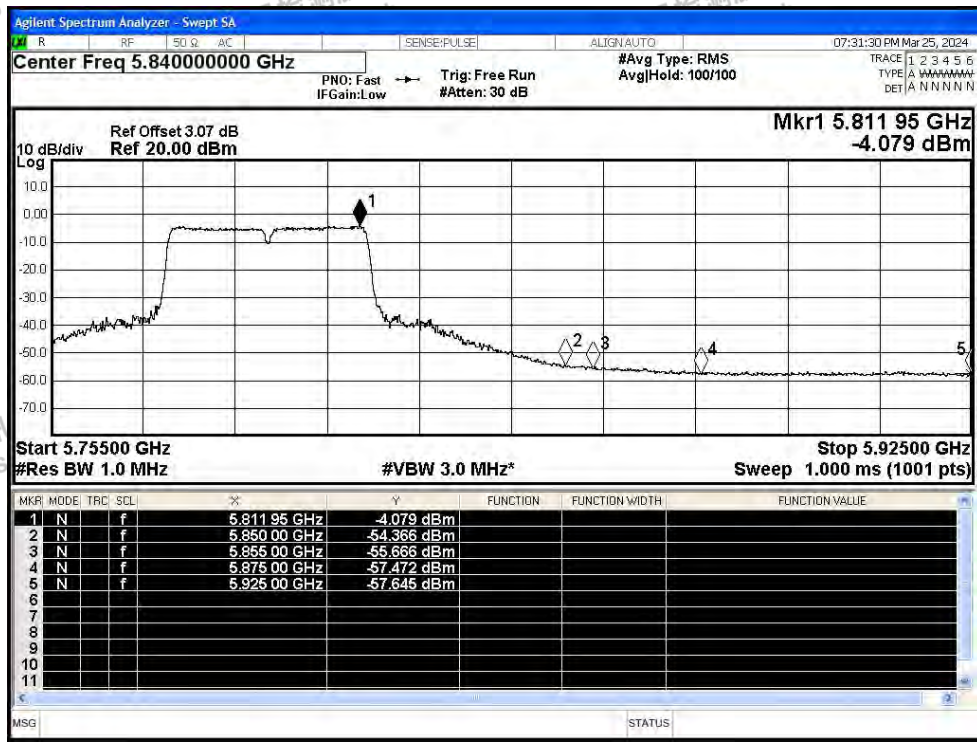




Restrict Band NVNT ac40 5795MHz Ant1 Peak



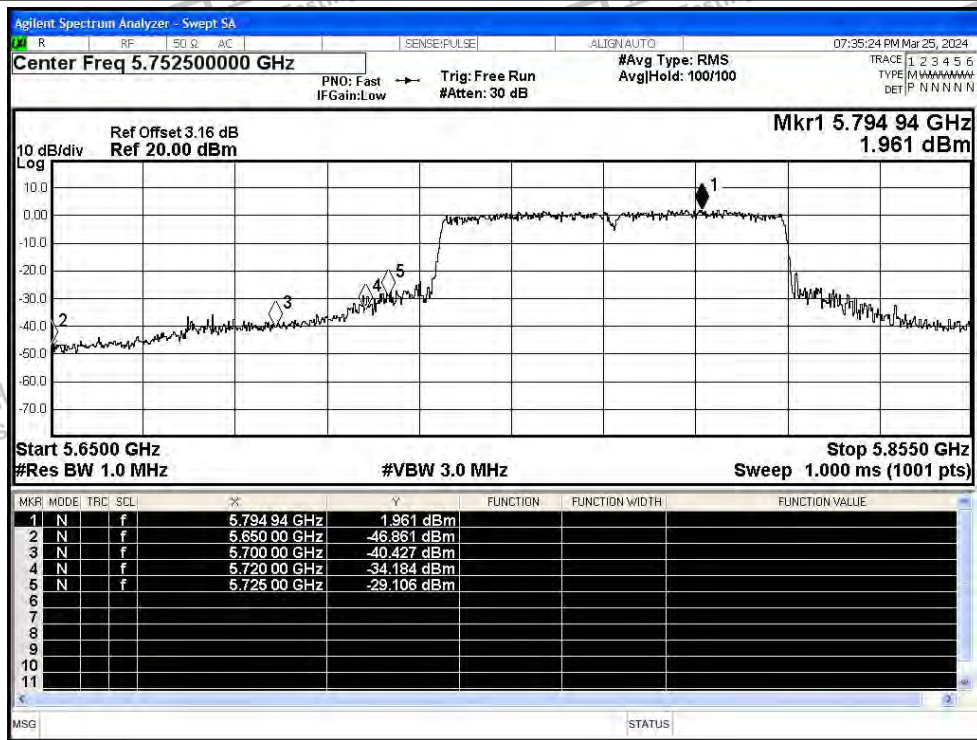
Restrict Band NVNT ac40 5795MHz Ant1 Average



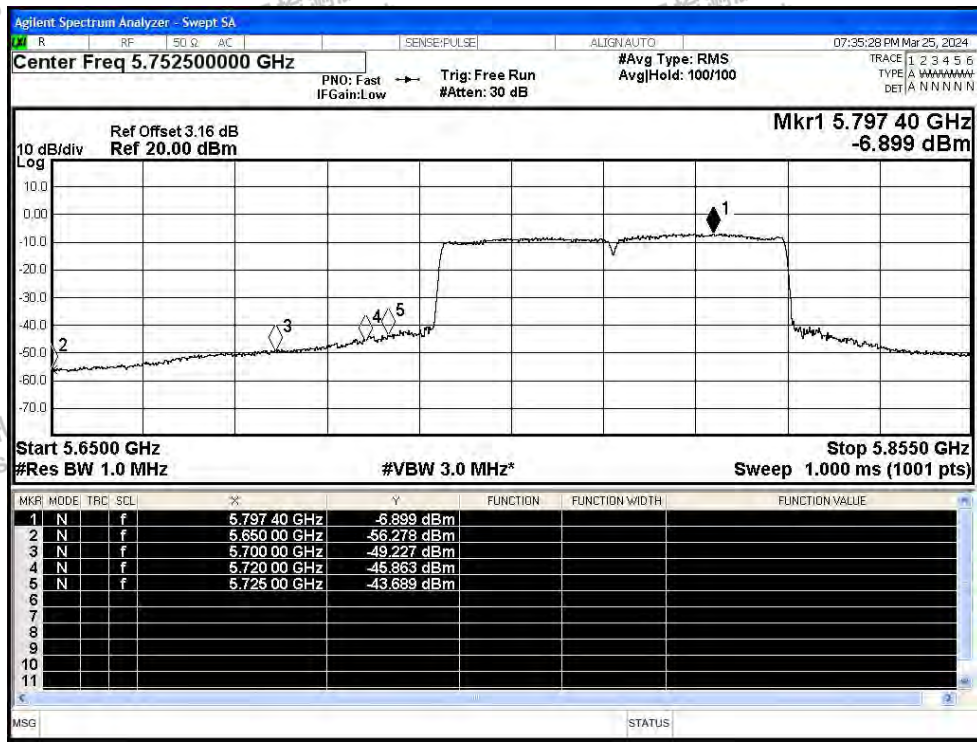




Restrict Band NVNT ac80 5775MHz Ant1 Peak

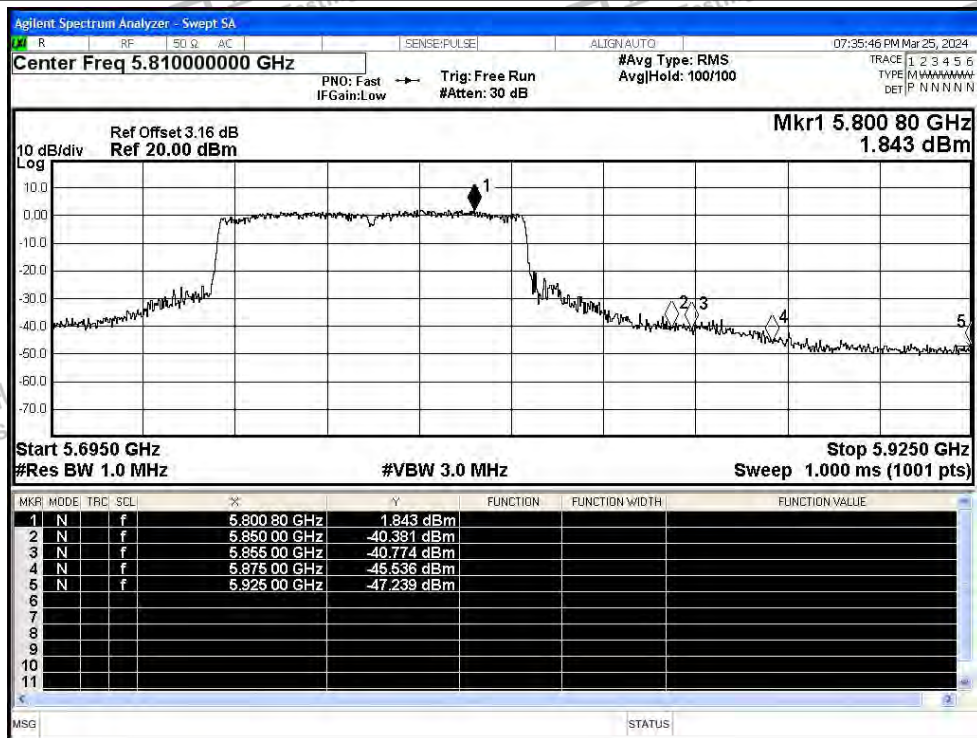


Restrict Band NVNT ac80 5775MHz Ant1 Average

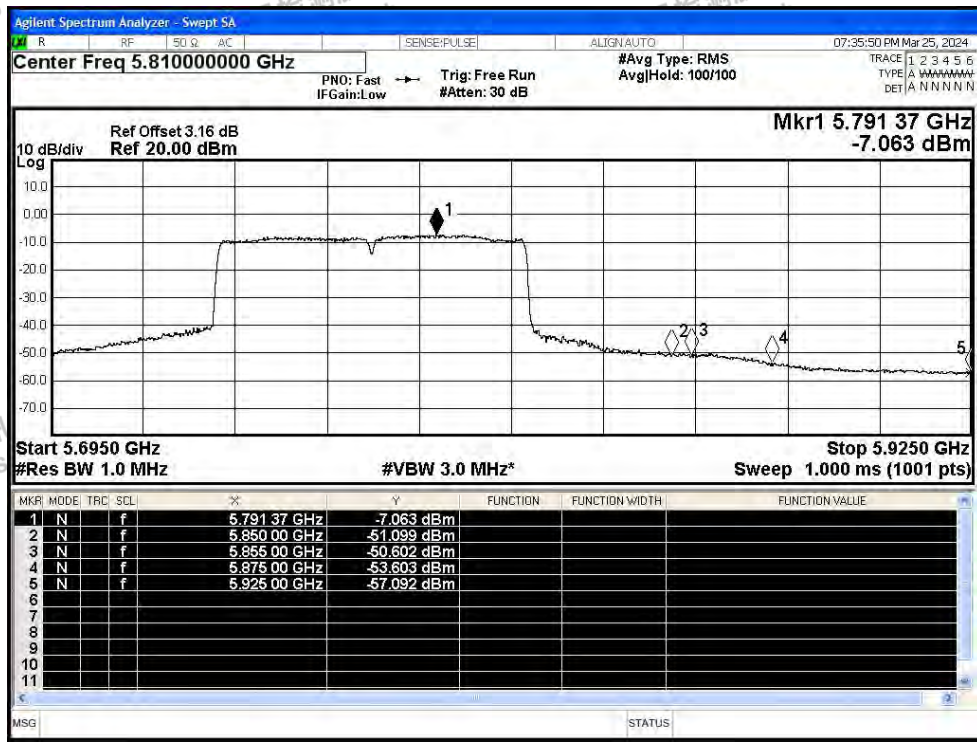




Restrict Band NVNT ac80 5775MHz Ant1 Peak



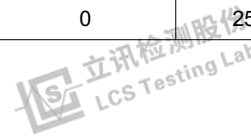
Restrict Band NVNT ac80 5775MHz Ant1 Average





### G.5 Frequency Stability

Condition	Mode	Frequency (MHz)	Antenna	Measured Frequency (MHz)	Frequency Error (Hz)	Deviation (ppm)	Limit (ppm)	Verdict
NVNT	ac20	5745	Ant1	5744.96	-40000	-6.96	25	Pass
NVNT	ac20	5785	Ant1	5784.96	-40000	-6.91	25	Pass
NVNT	ac20	5825	Ant1	5824.96	-40000	-6.87	25	Pass
NVNT	ac40	5755	Ant1	5754.96	-40000	-6.95	25	Pass
NVNT	ac40	5795	Ant1	5795	0	0	25	Pass
NVNT	ac80	5775	Ant1	5775	0	0	25	Pass

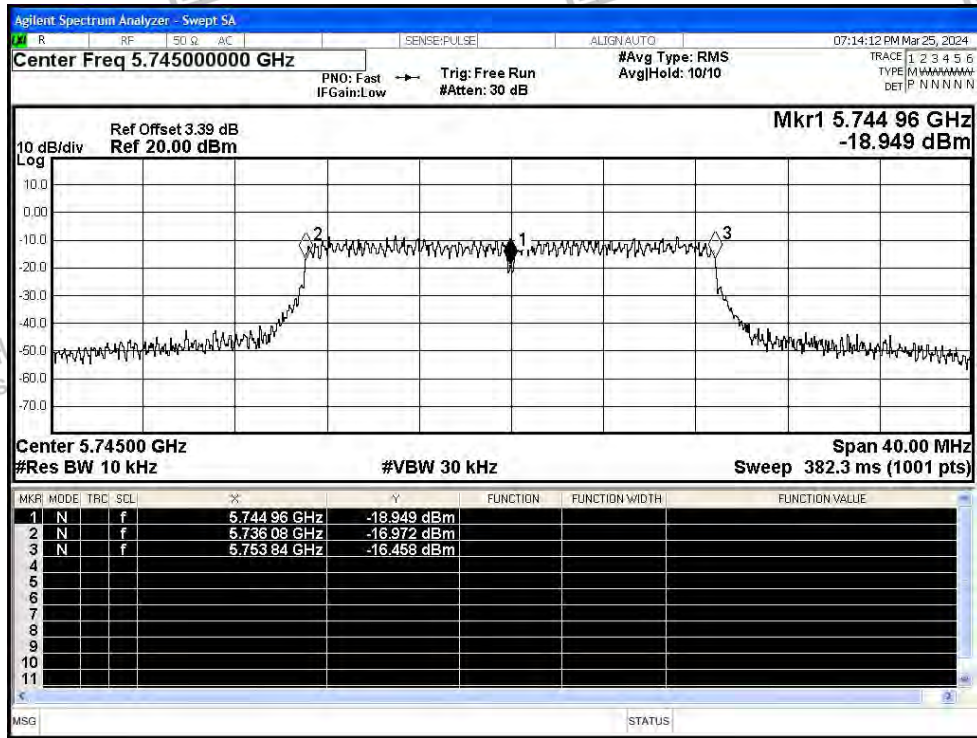


Shenzhen LCS Compliance Testing Laboratory Ltd.  
 Add: 101, 201 Bldg A & 301 Bldg C, Juji Industrial Park Yabianxueziwei, Shajing Street, Baoan District, Shenzhen, 518000, China  
 Tel: +(86) 0755-82591330 | E-mail: webmaster@lcs-cert.com | Web: www.lcs-cert.com  
 Scan code to check authenticity

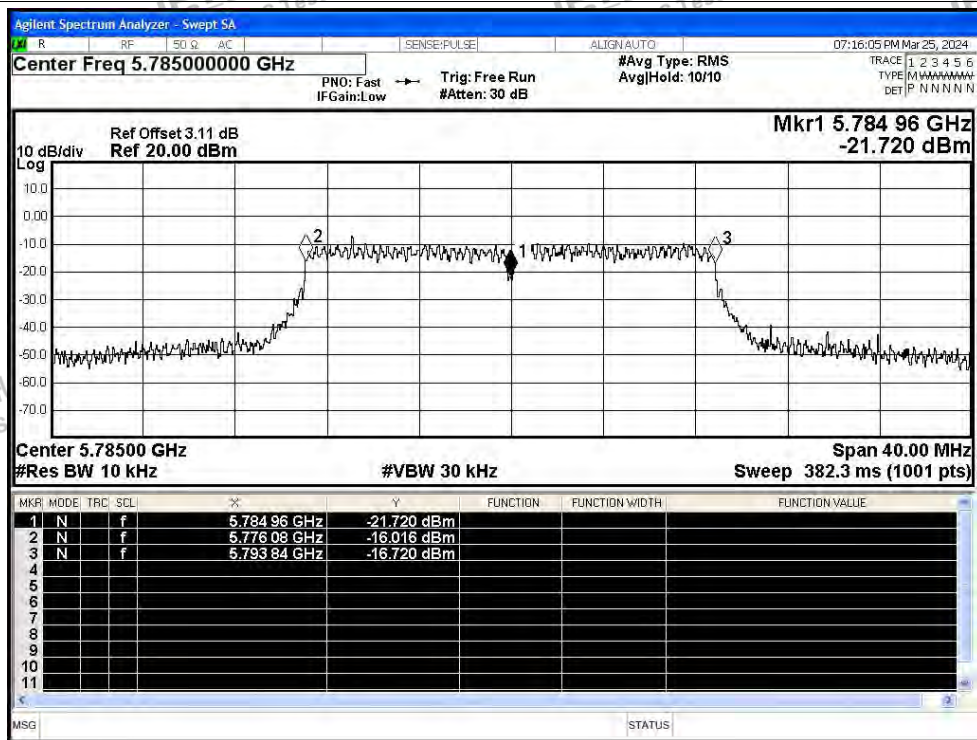


Test Graphs

Freq. Stability NVNT ac20 5745MHz Ant1

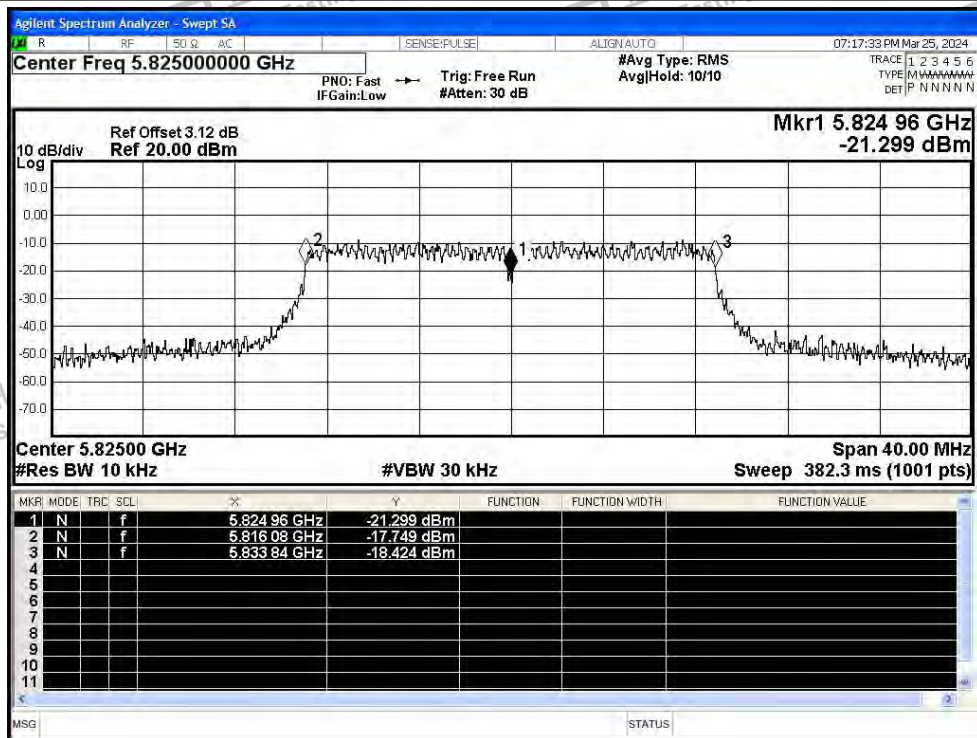


Freq. Stability NVNT ac20 5785MHz Ant1

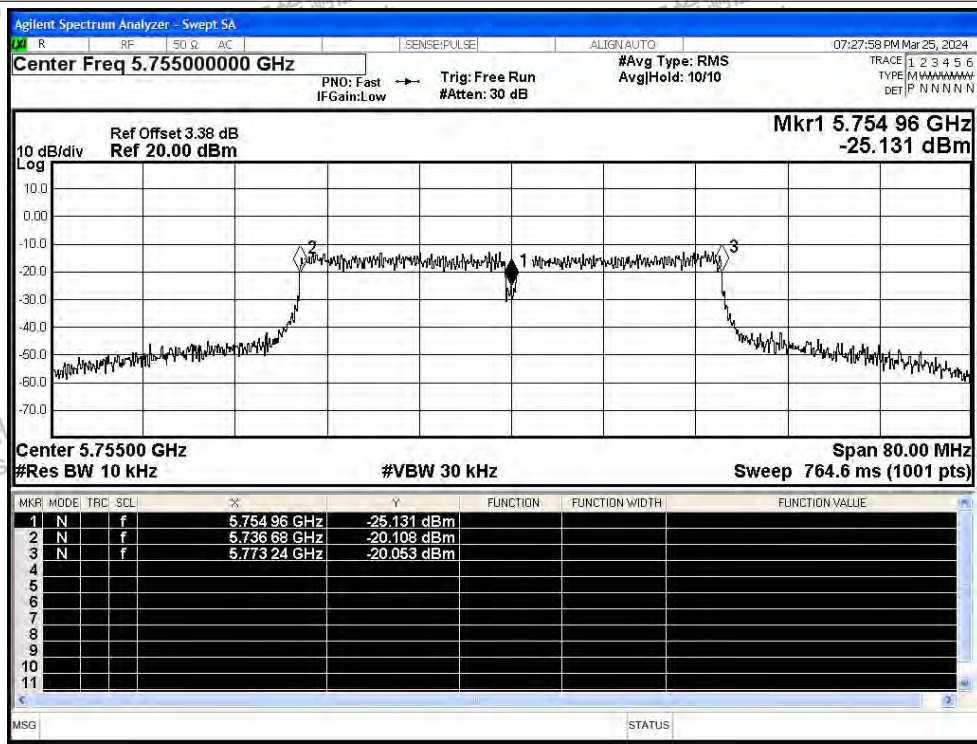




Freq. Stability NVNT ac20 5825MHz Ant1

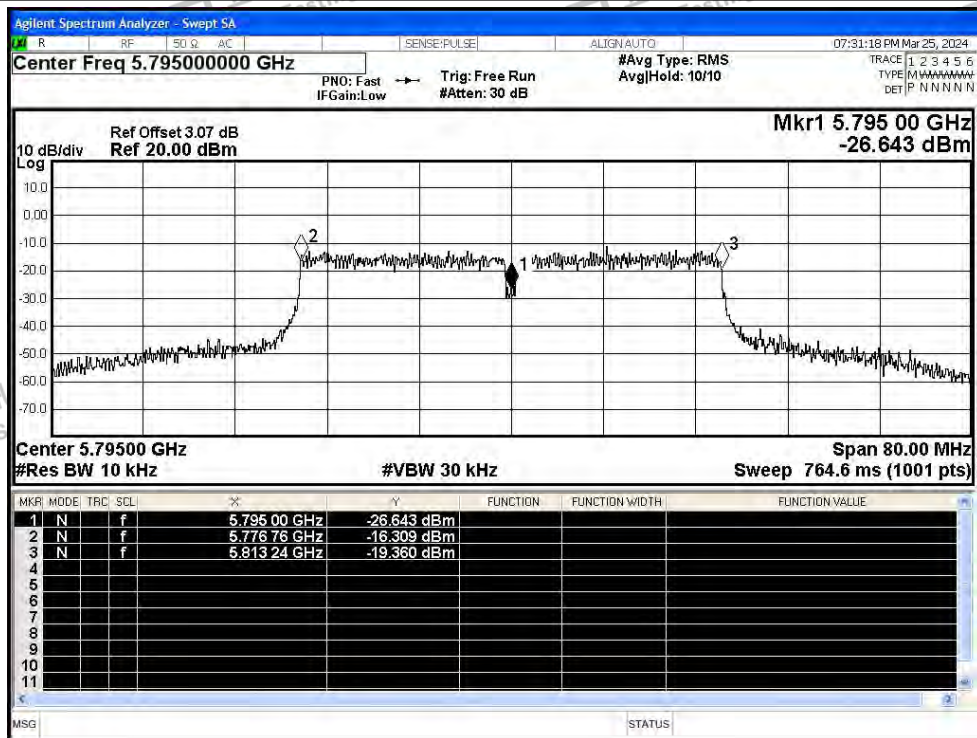


Freq. Stability NVNT ac40 5755MHz Ant1

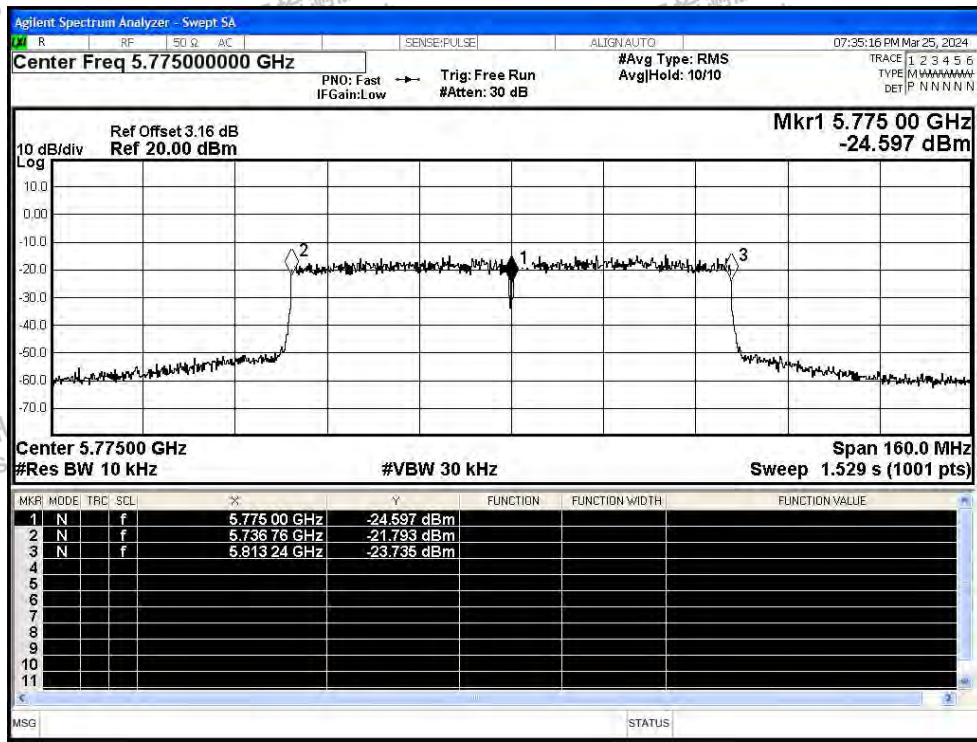




Freq. Stability NVNT ac40 5795MHz Ant1



Freq. Stability NVNT ac80 5775MHz Ant1





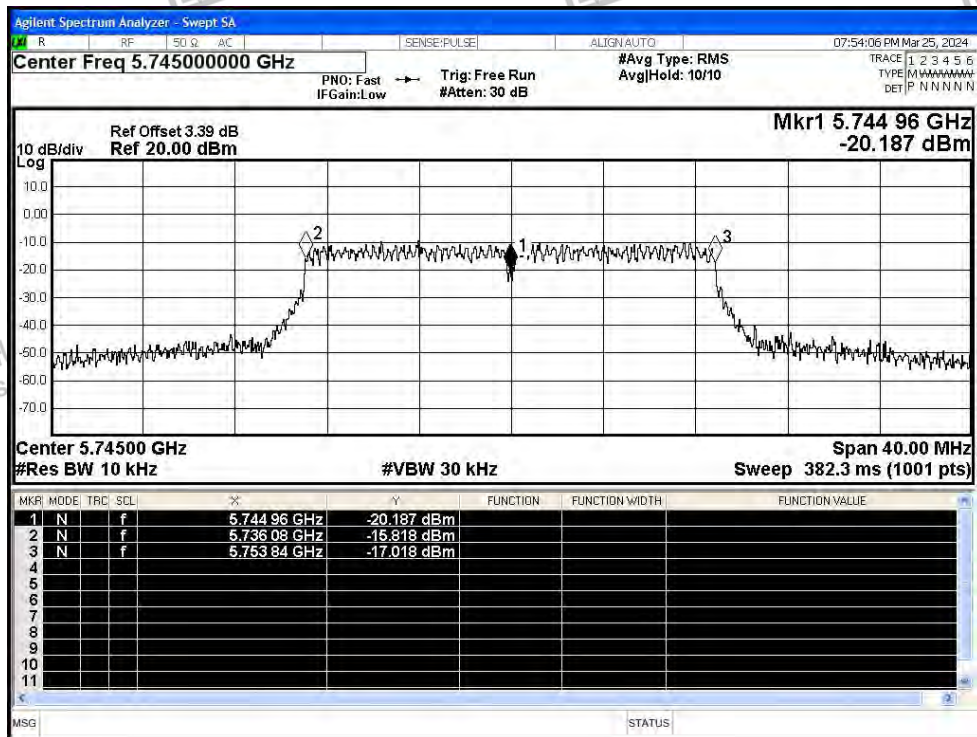
Condition	Mode	Frequency (MHz)	Antenna	Measured Frequency (MHz)	Frequency Error (Hz)	Deviation (ppm)	Limit (ppm)	Verdict
NVNT	ac20	5745	Ant2	5744.96	-40000	-6.96	25	Pass
NVNT	ac20	5785	Ant2	5784.96	-40000	-6.91	25	Pass
NVNT	ac20	5825	Ant2	5824.98	-20000	-3.43	25	Pass
NVNT	ac40	5755	Ant2	5754.96	-40000	-6.95	25	Pass
NVNT	ac40	5795	Ant2	5795	0	0	25	Pass
NVNT	ac80	5775	Ant2	5775	0	0	25	Pass



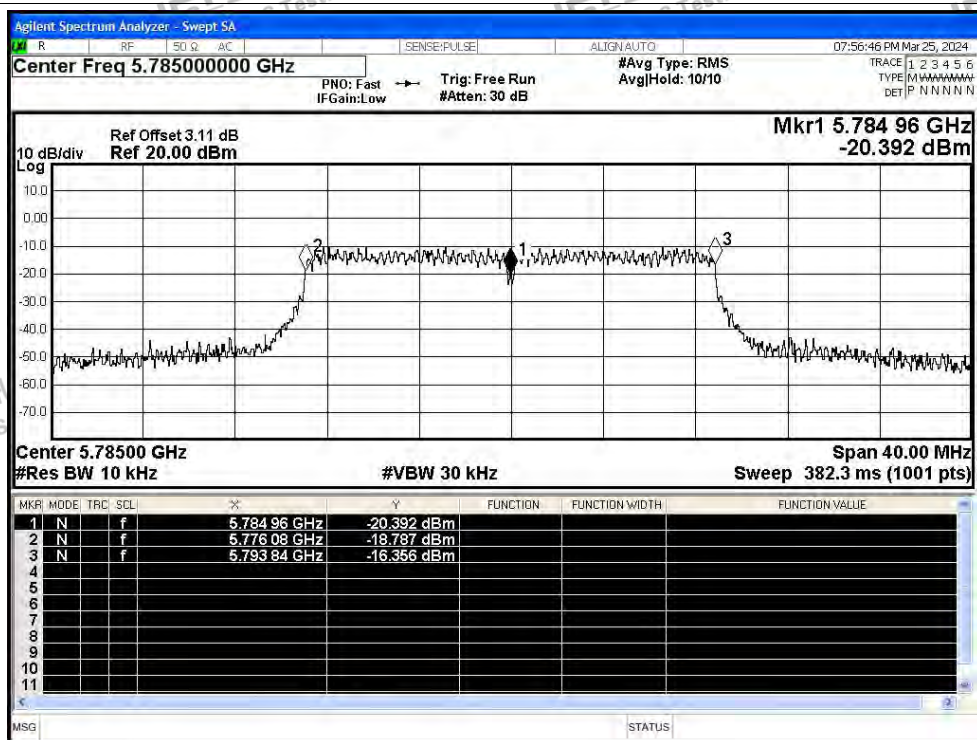


Test Graphs

Freq. Stability NVNT ac20 5745MHz Ant2



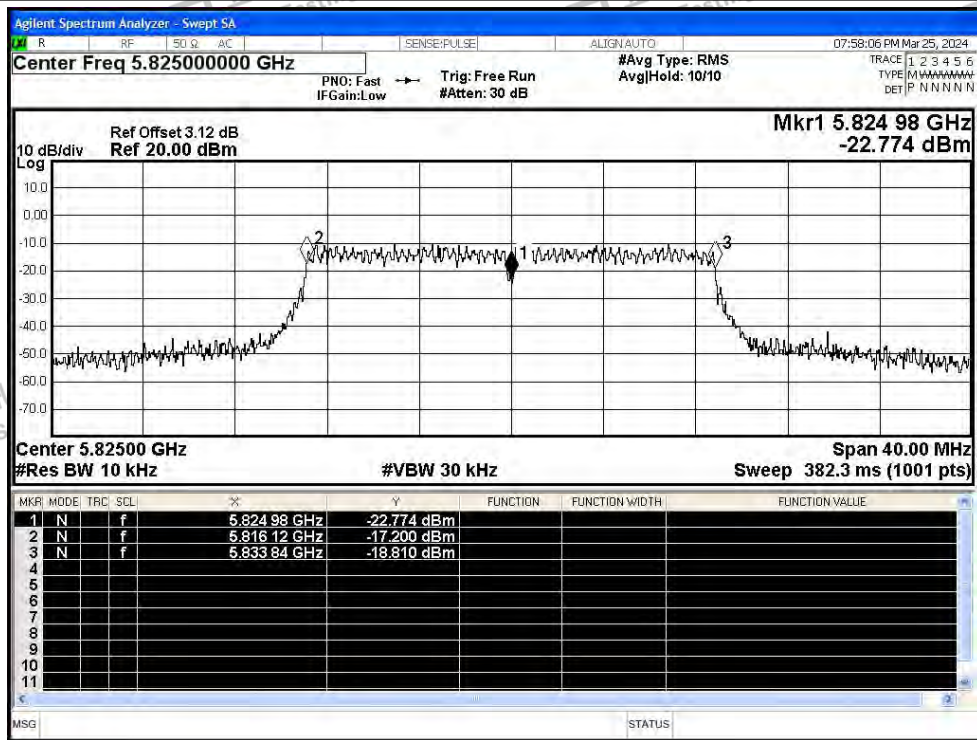
Freq. Stability NVNT ac20 5785MHz Ant2



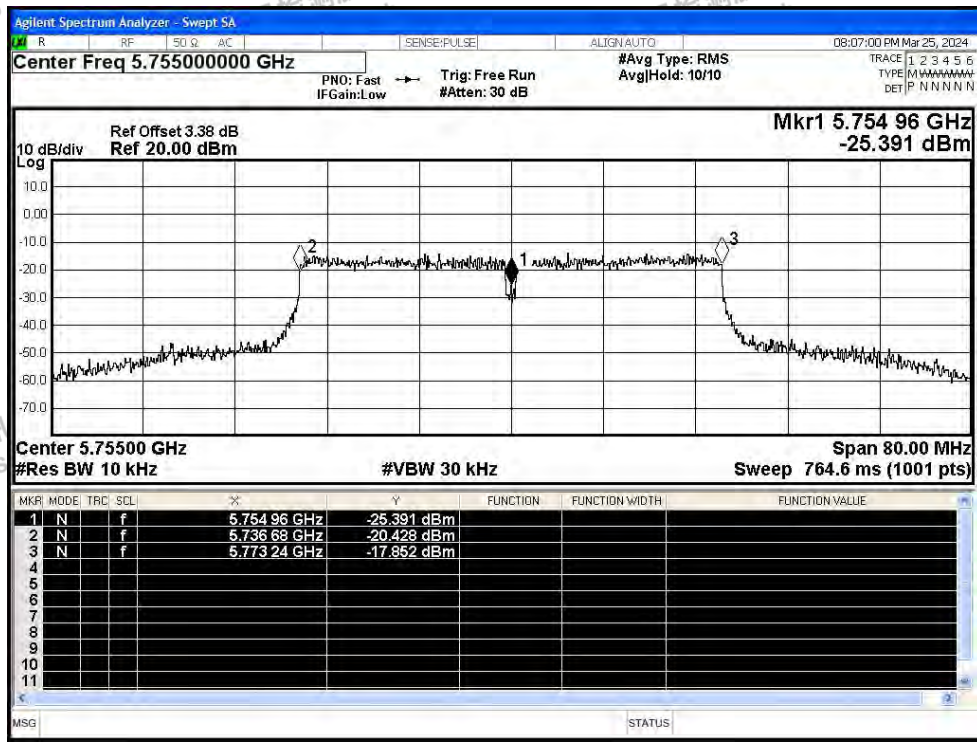




Freq. Stability NVNT ac20 5825MHz Ant2

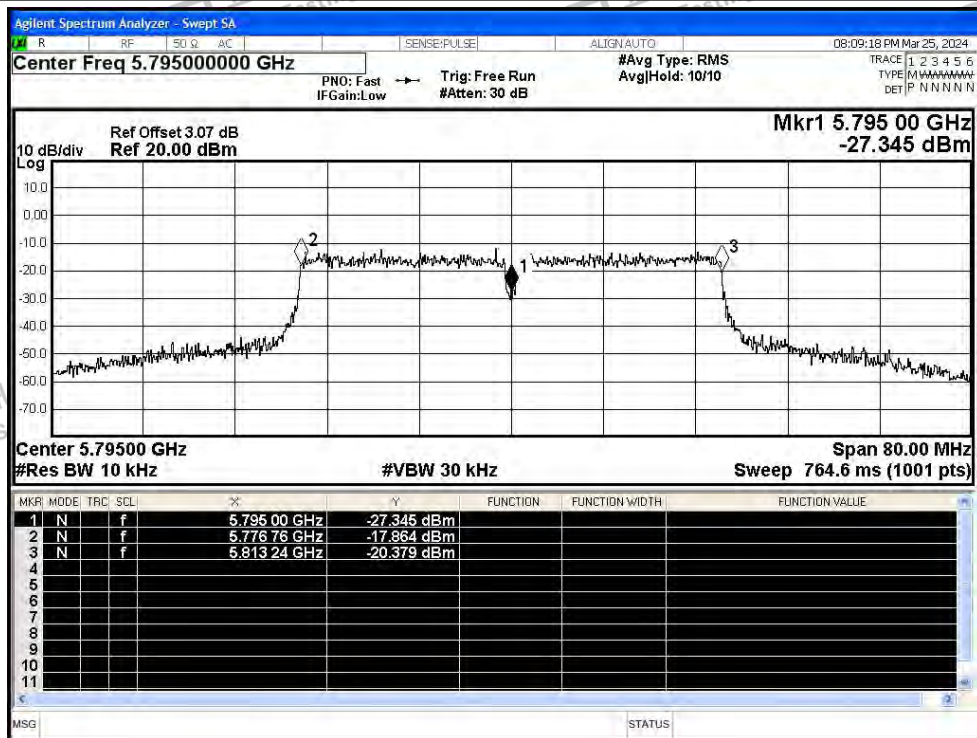


Freq. Stability NVNT ac40 5755MHz Ant2

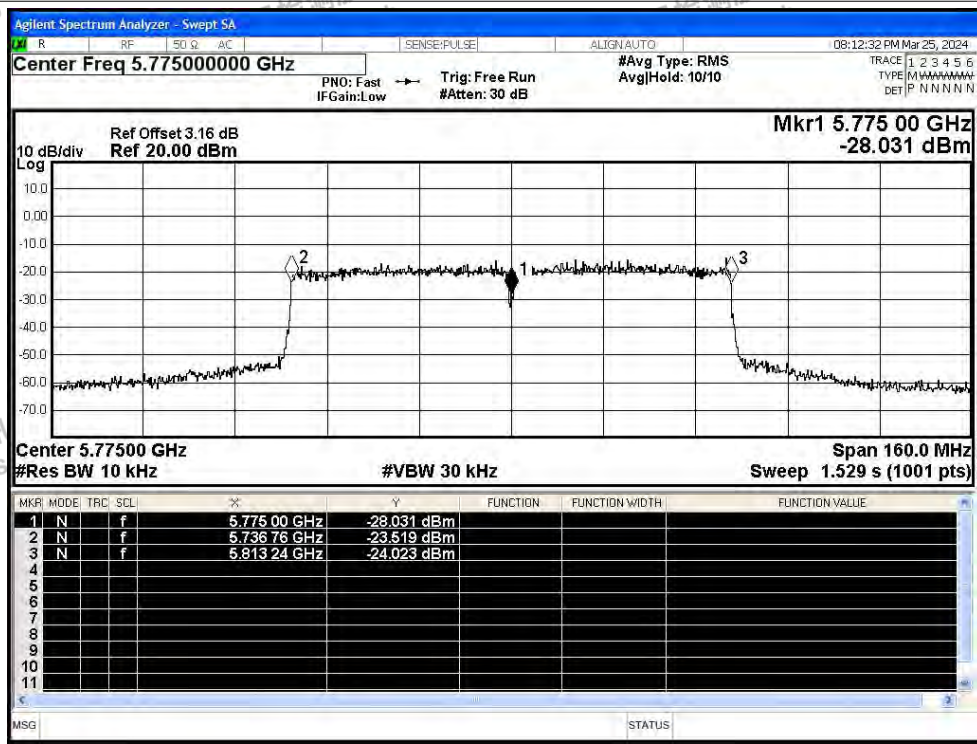




Freq. Stability NVNT ac40 5795MHz Ant2



Freq. Stability NVNT ac80 5775MHz Ant2





### G.6 Duty Cycle

Condition	Mode	Frequency (MHz)	Antenna	Duty Cycle (%)	Correction Factor (dB)	1/T (kHz)
NVNT	a	5745	Ant1	85.2	0.7	0.97
NVNT	a	5785	Ant1	87.8	0.57	0.97
NVNT	a	5825	Ant1	87.22	0.59	0.96
NVNT	n20	5745	Ant1	86.34	0.64	0.98
NVNT	n20	5785	Ant1	86.34	0.64	0.98
NVNT	n20	5825	Ant1	86.34	0.64	0.98
NVNT	n40	5755	Ant1	81.53	0.89	1.01
NVNT	n40	5795	Ant1	81.45	0.89	1.01
NVNT	ac20	5745	Ant1	86.48	0.63	0.97
NVNT	ac20	5785	Ant1	86.56	0.63	0.96
NVNT	ac20	5825	Ant1	81.08	0.91	0.96
NVNT	ac40	5755	Ant1	81.65	0.88	1
NVNT	ac40	5795	Ant1	81.57	0.88	1
NVNT	ac80	5775	Ant1	68.18	1.66	2.08

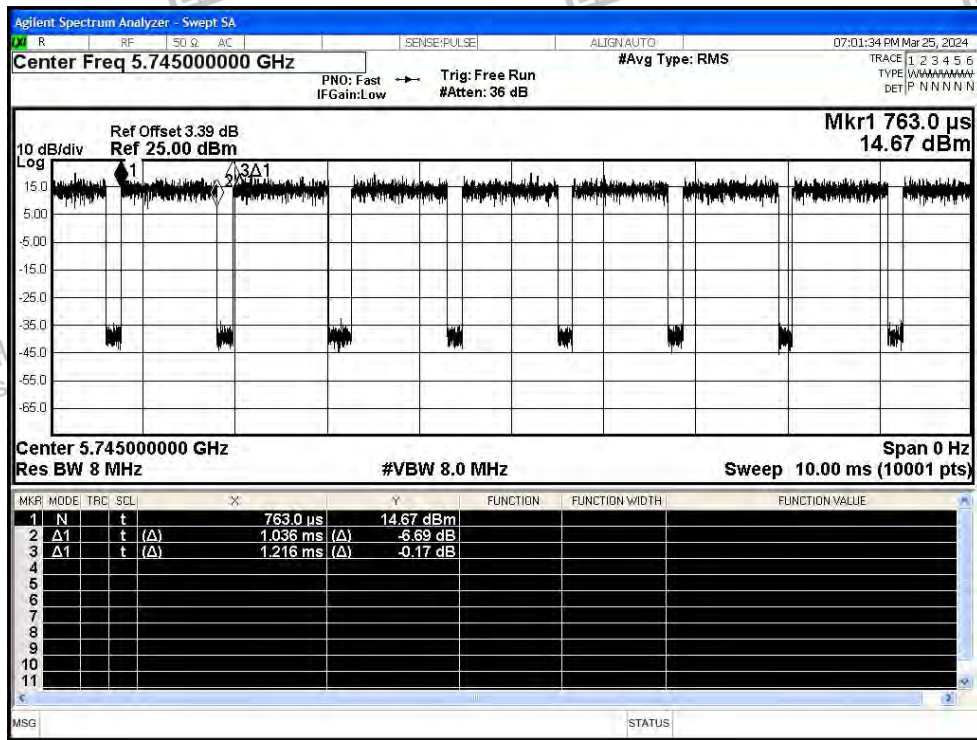


Shenzhen LCS Compliance Testing Laboratory Ltd.  
 Add: 101, 201 Bldg A & 301 Bldg C, Juji Industrial Park Yabianxueziwei, Shajing Street, Baoan District, Shenzhen, 518000, China  
 Tel: +(86) 0755-82591330 | E-mail: webmaster@lcs-cert.com | Web: www.lcs-cert.com  
 Scan code to check authenticity

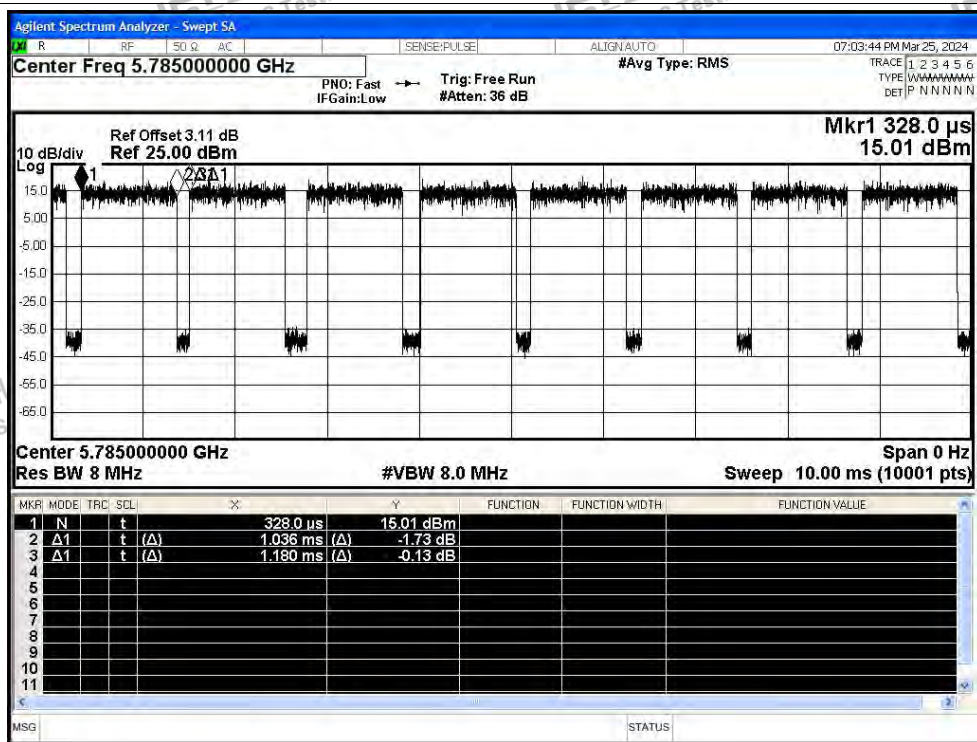


Test Graphs

Duty Cycle NVNT a 5745MHz Ant1

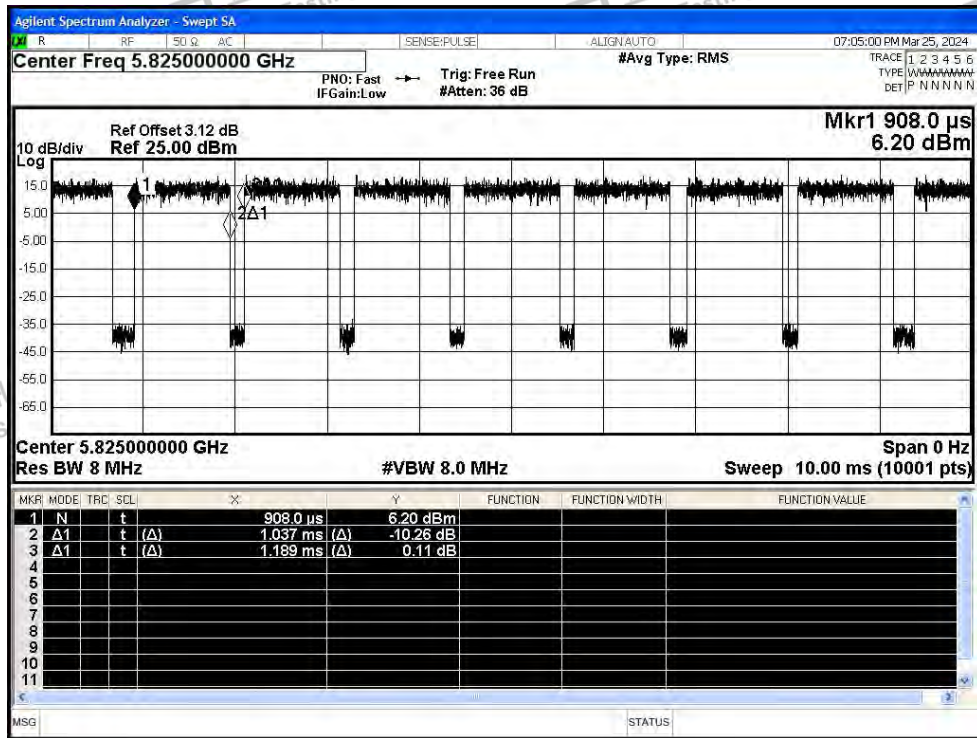


Duty Cycle NVNT a 5785MHz Ant1

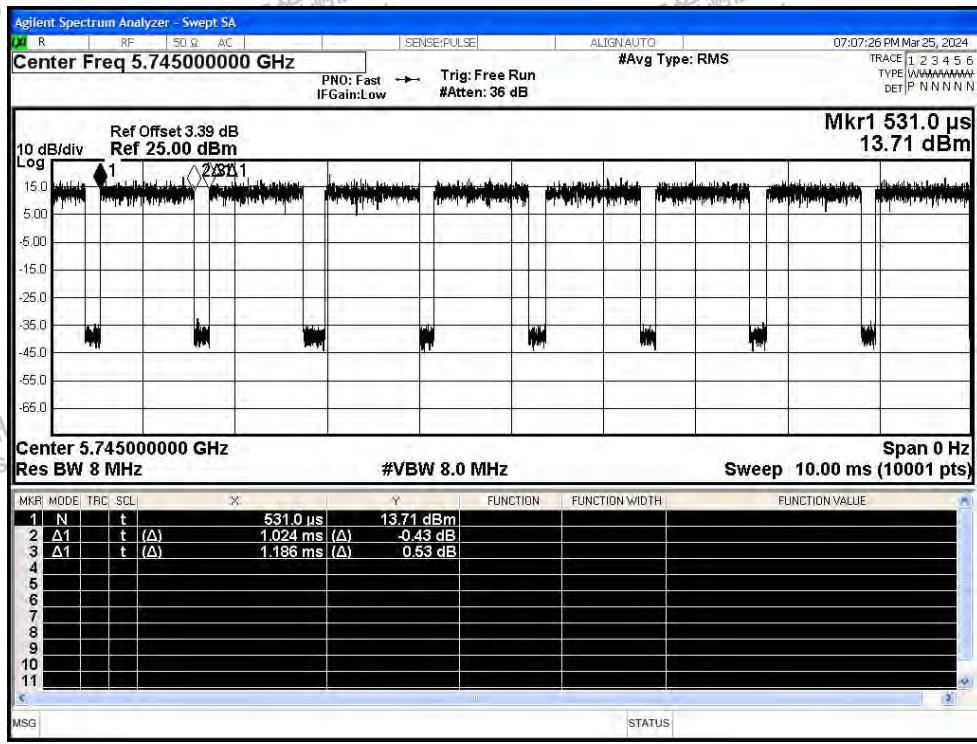




Duty Cycle NVNT a 5825MHz Ant1

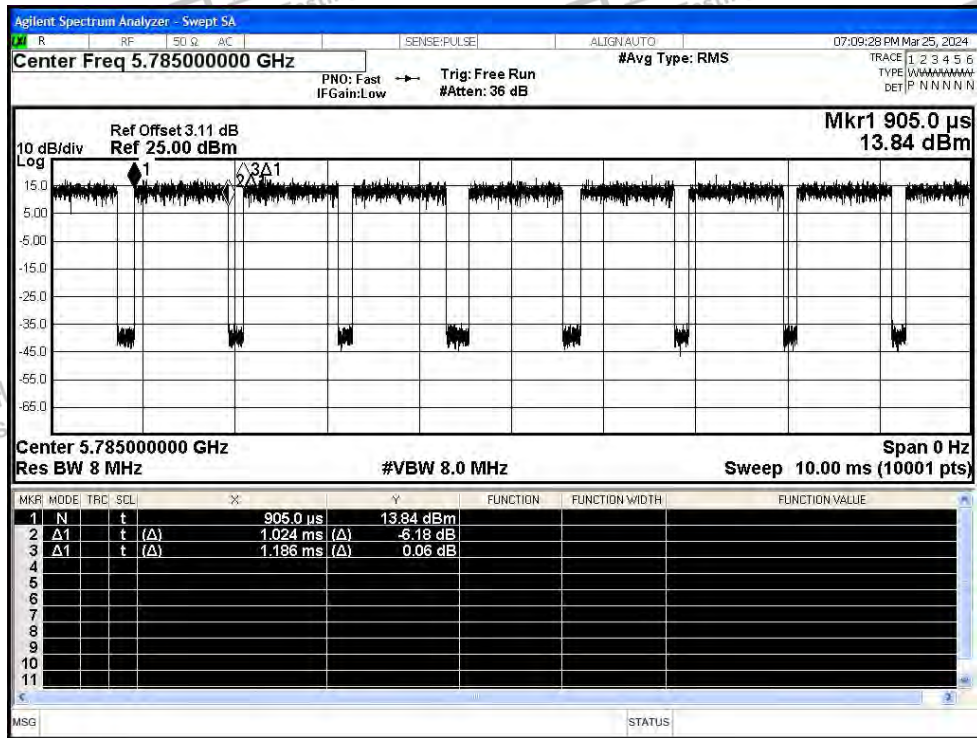


Duty Cycle NVNT n20 5745MHz Ant1

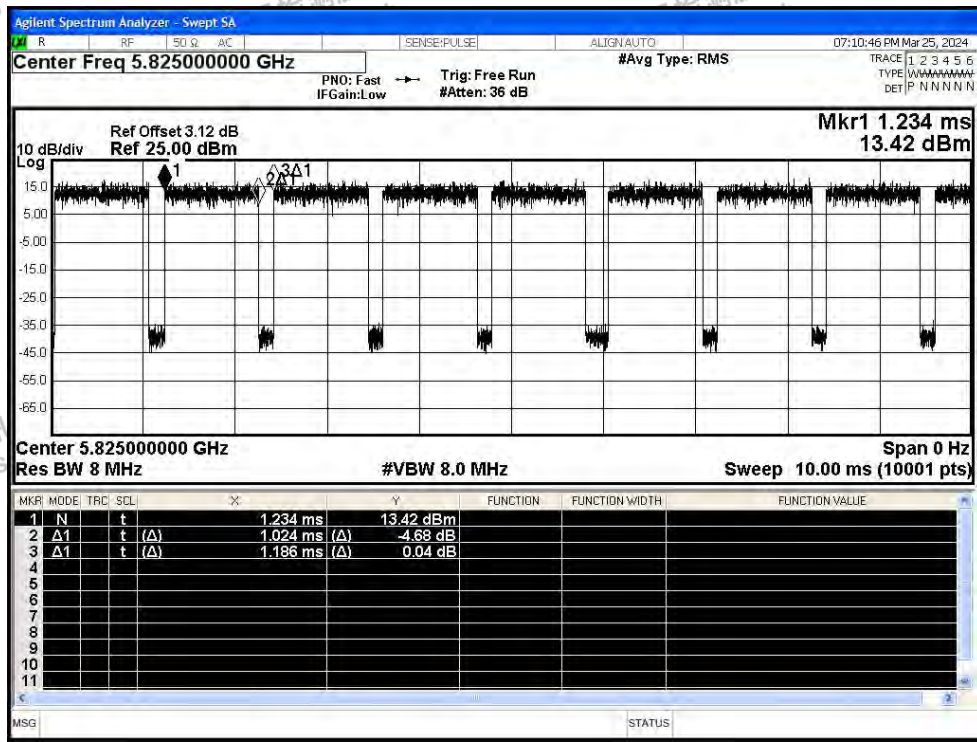




Duty Cycle NVNT n20 5785MHz Ant1

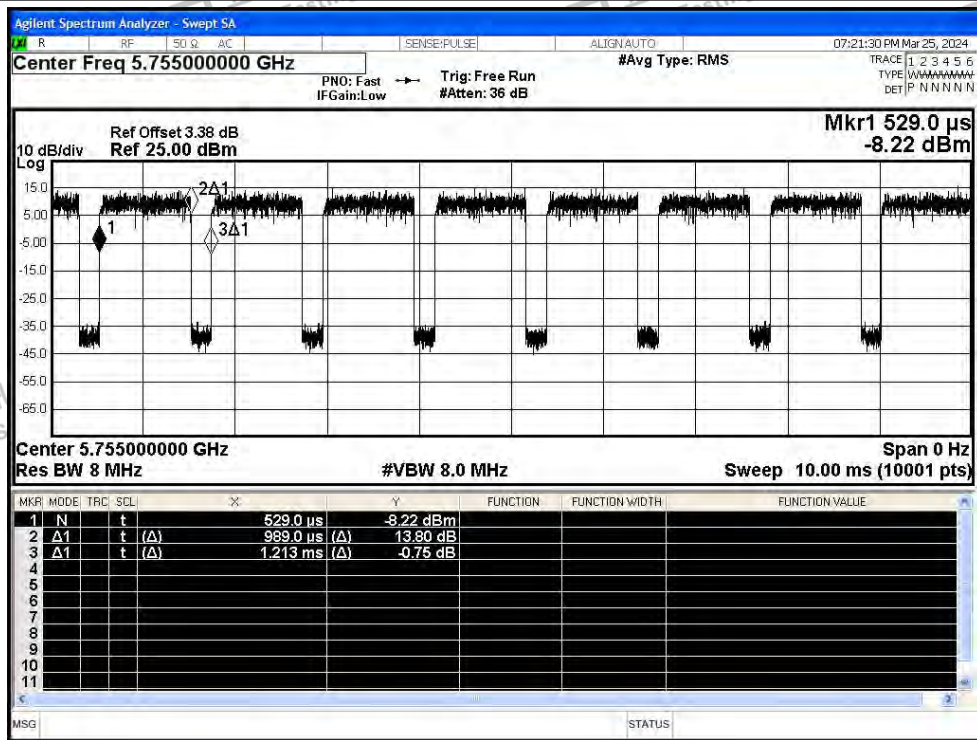


Duty Cycle NVNT n20 5825MHz Ant1

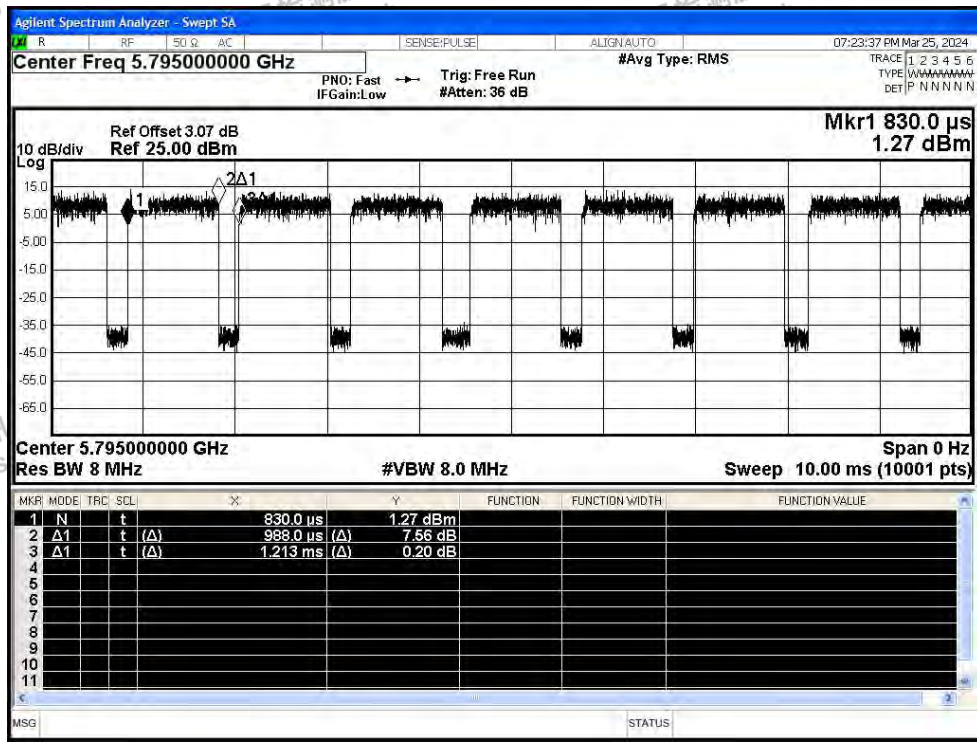




Duty Cycle NVNT n40 5755MHz Ant1

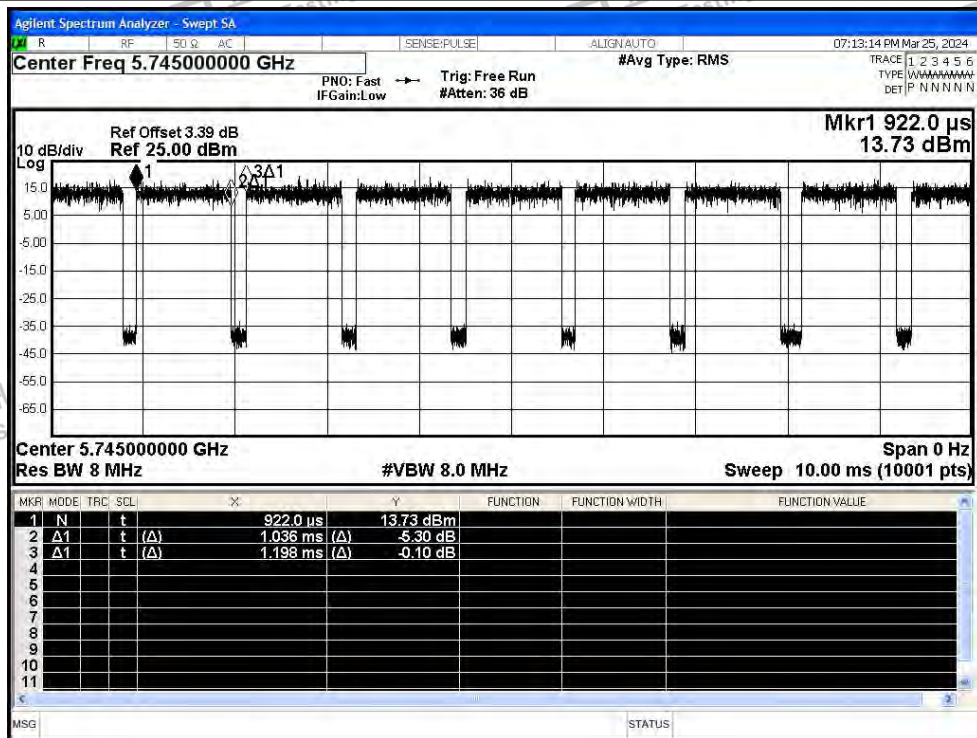


Duty Cycle NVNT n40 5795MHz Ant1

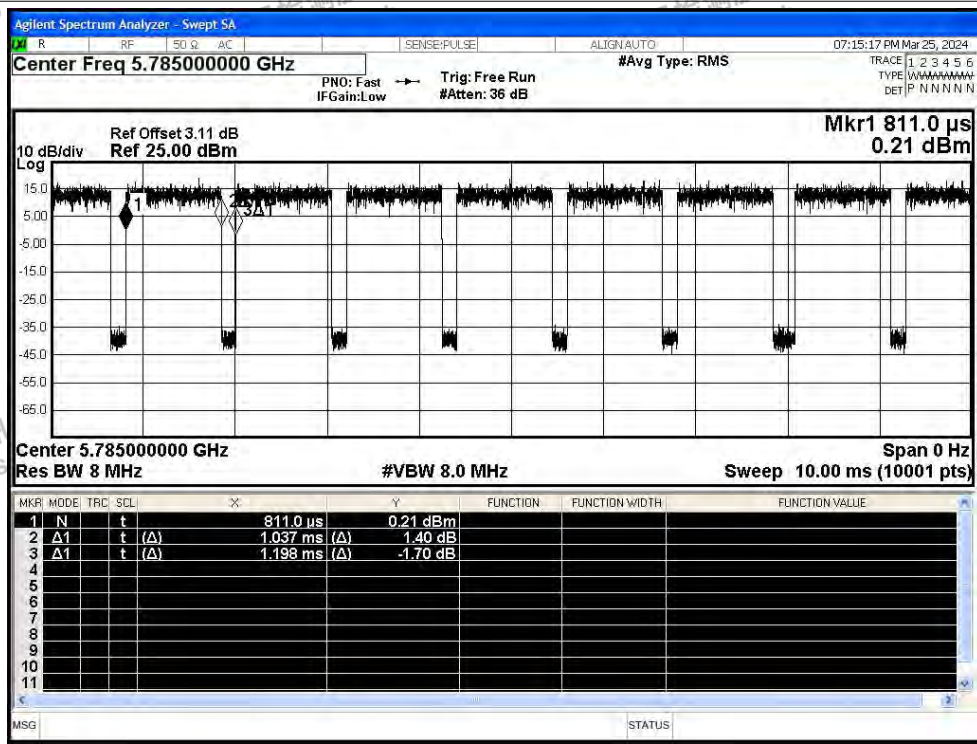




Duty Cycle NVNT ac20 5745MHz Ant1



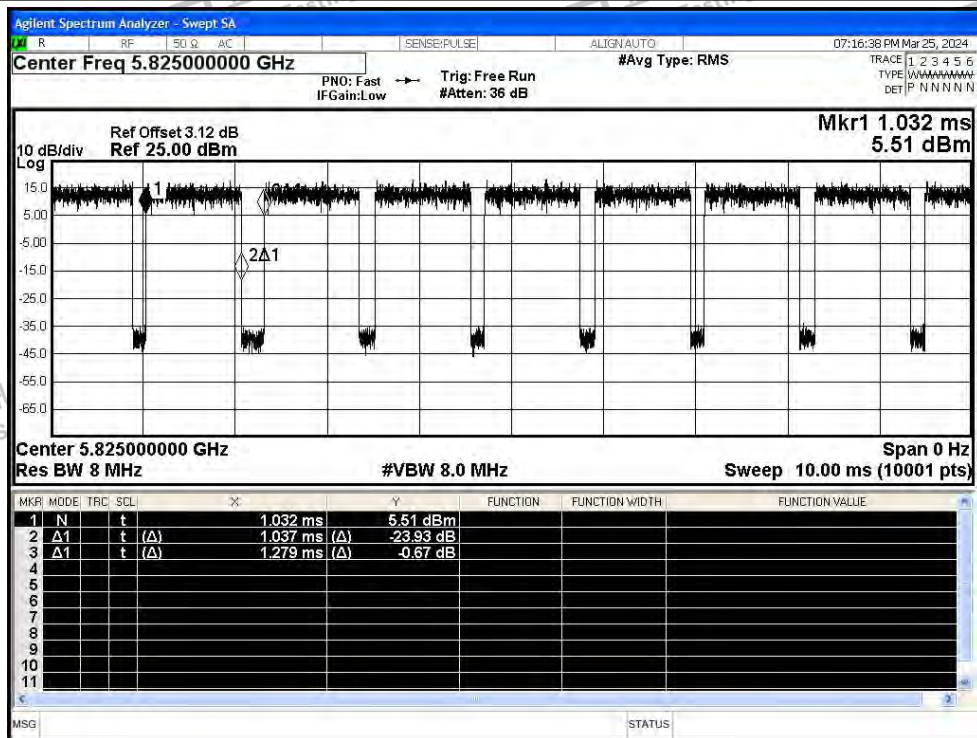
Duty Cycle NVNT ac20 5785MHz Ant1



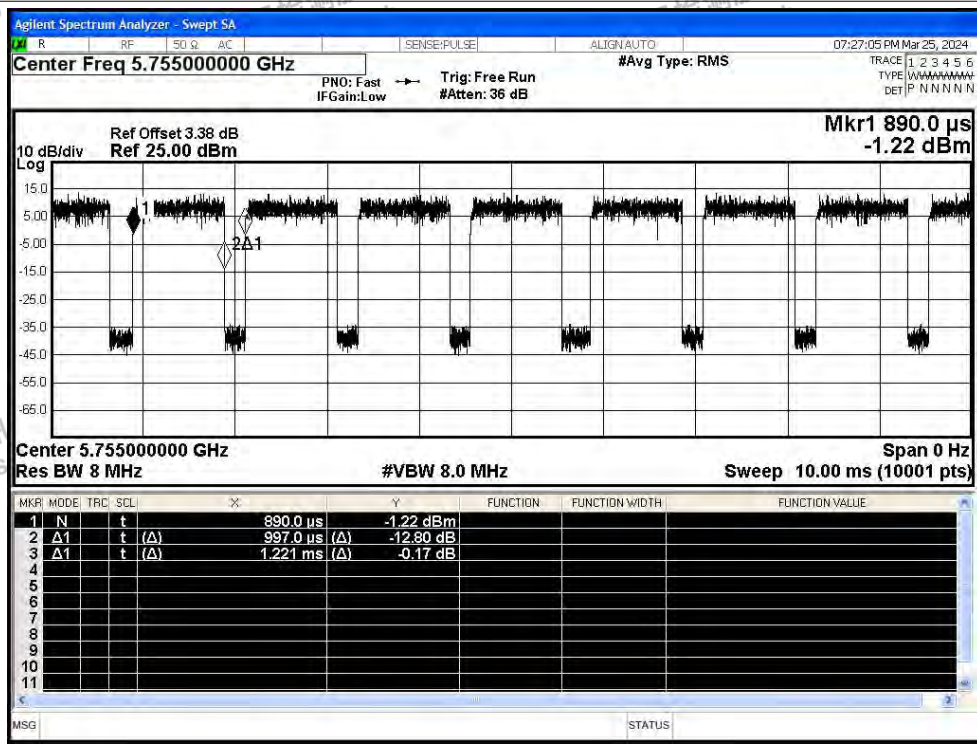




Duty Cycle NVNT ac20 5825MHz Ant1

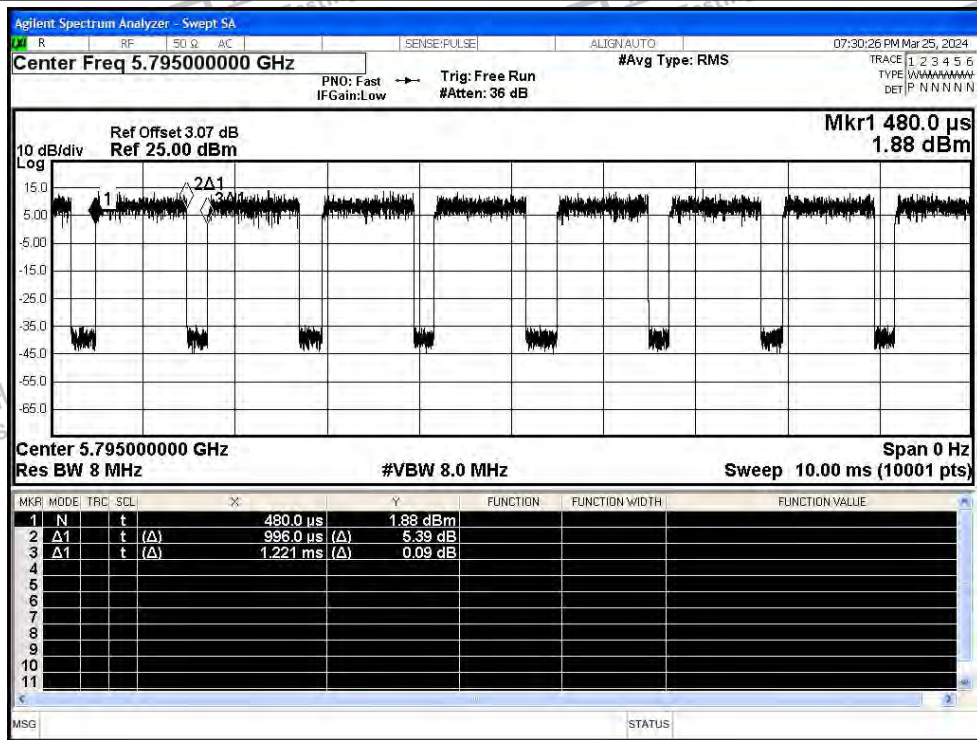


Duty Cycle NVNT ac40 5755MHz Ant1

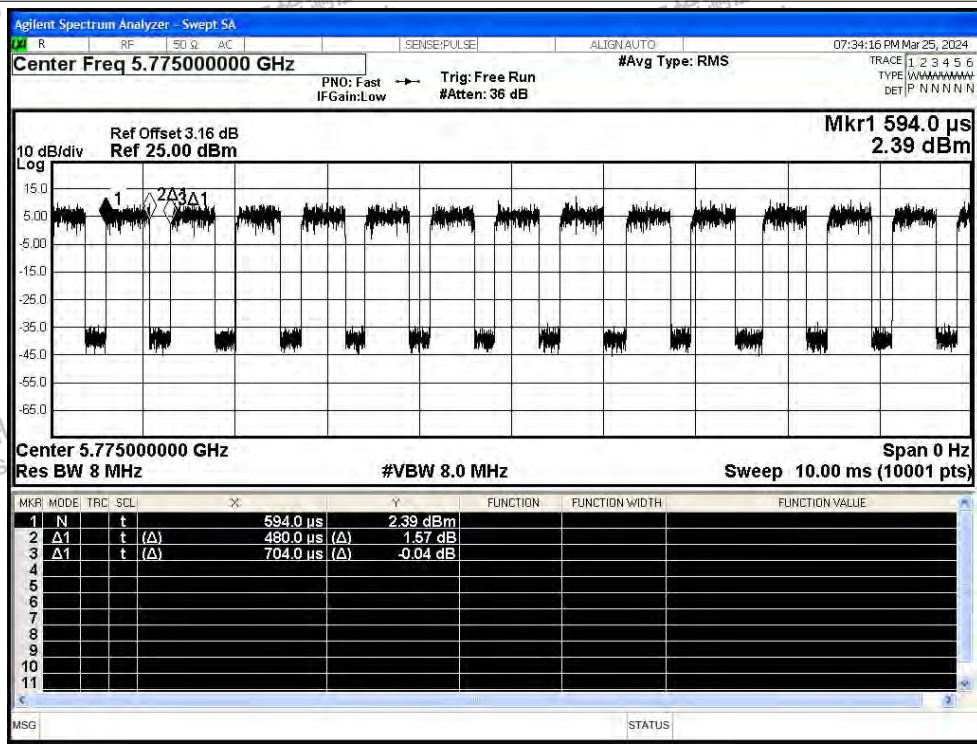




Duty Cycle NVNT ac40 5795MHz Ant1



Duty Cycle NVNT ac80 5775MHz Ant1





Condition	Mode	Frequency (MHz)	Antenna	Duty Cycle (%)	Correction Factor (dB)	1/T (kHz)
NVNT	a	5745	Ant2	87.71	0.57	0.92
NVNT	a	5785	Ant2	87.16	0.6	0.91
NVNT	a	5825	Ant2	87.08	0.6	0.92
NVNT	n20	5745	Ant2	86.42	0.63	0.98
NVNT	n20	5785	Ant2	81.4	0.89	0.98
NVNT	n20	5825	Ant2	86.34	0.64	0.98
NVNT	n40	5755	Ant2	80	0.97	1.11
NVNT	n40	5795	Ant2	80.09	0.96	1.11
NVNT	ac20	5745	Ant2	86.48	0.63	0.97
NVNT	ac20	5785	Ant2	95.93	0.18	0.96
NVNT	ac20	5825	Ant2	86.48	0.63	0.97
NVNT	ac40	5755	Ant2	80.09	0.96	1.11
NVNT	ac40	5795	Ant2	78.21	1.07	1.11
NVNT	ac80	5775	Ant2	66.21	1.79	2.29

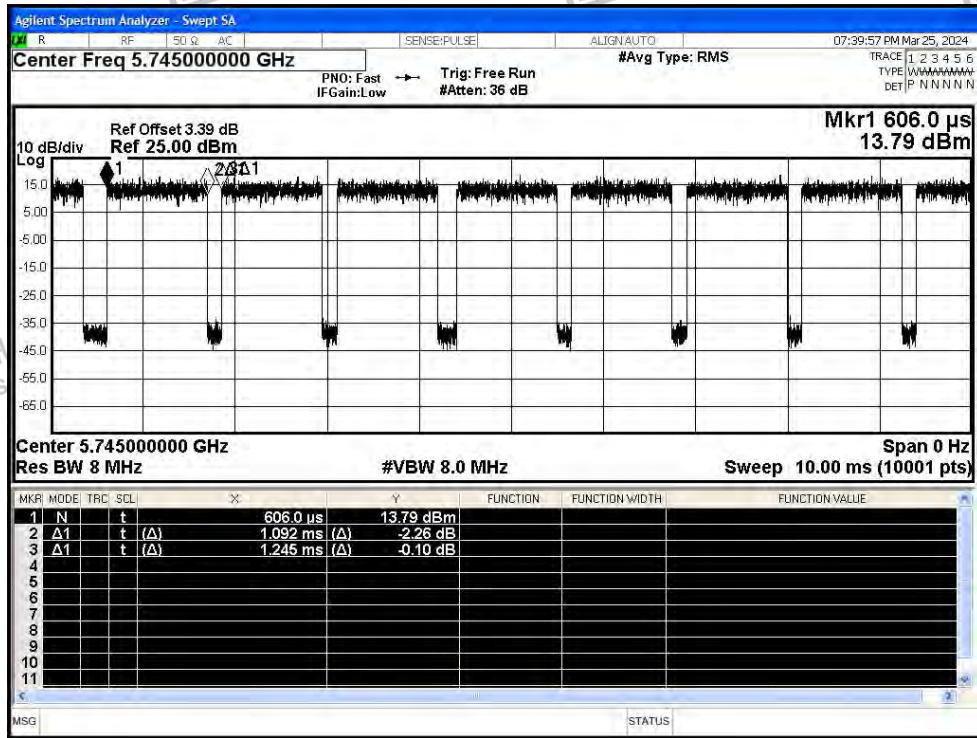


Shenzhen LCS Compliance Testing Laboratory Ltd.  
 Add: 101, 201 Bldg A & 301 Bldg C, Juji Industrial Park Yabianxueziwei, Shajing Street, Baoan District, Shenzhen, 518000, China  
 Tel: +(86) 0755-82591330 | E-mail: webmaster@lcs-cert.com | Web: www.lcs-cert.com  
 Scan code to check authenticity

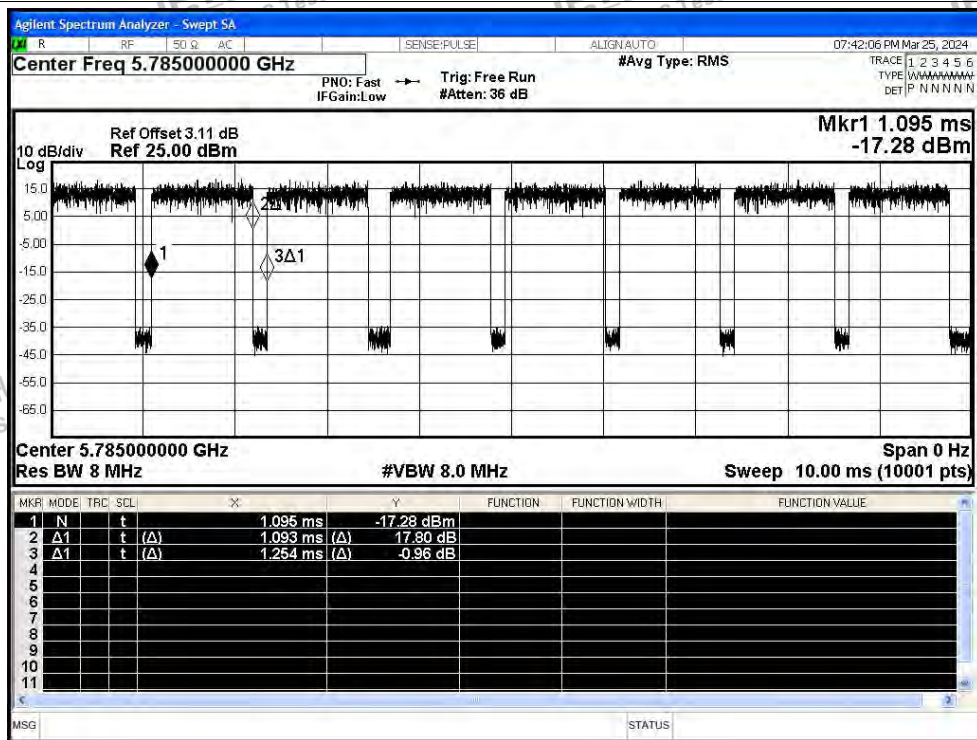


Test Graphs

Duty Cycle NVNT a 5745MHz Ant2

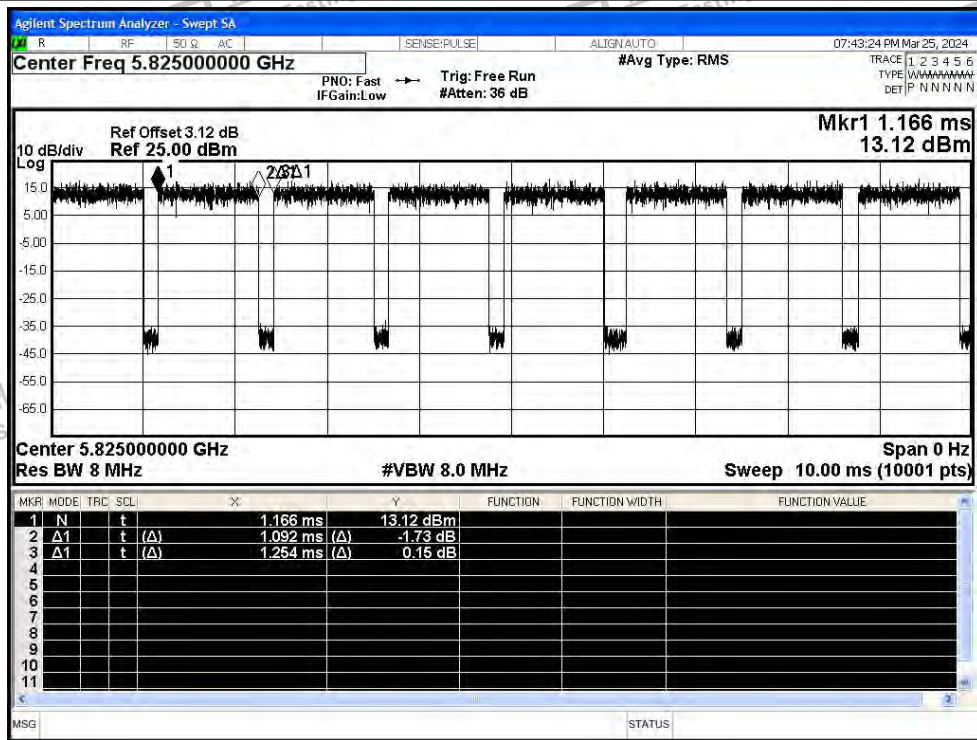


Duty Cycle NVNT a 5785MHz Ant2

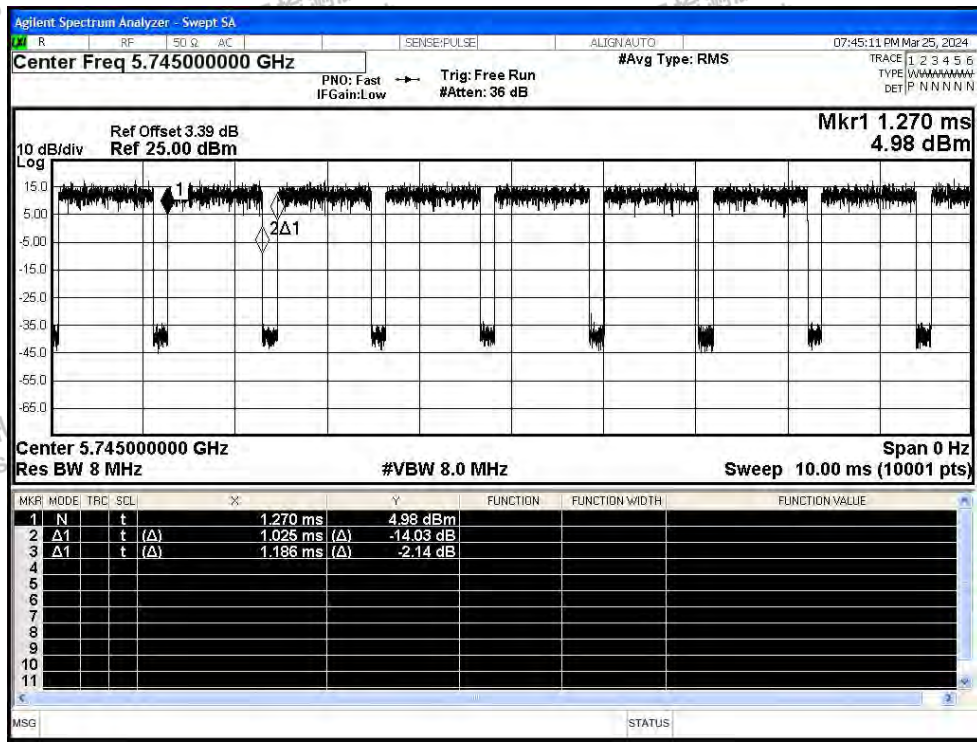




Duty Cycle NVNT a 5825MHz Ant2

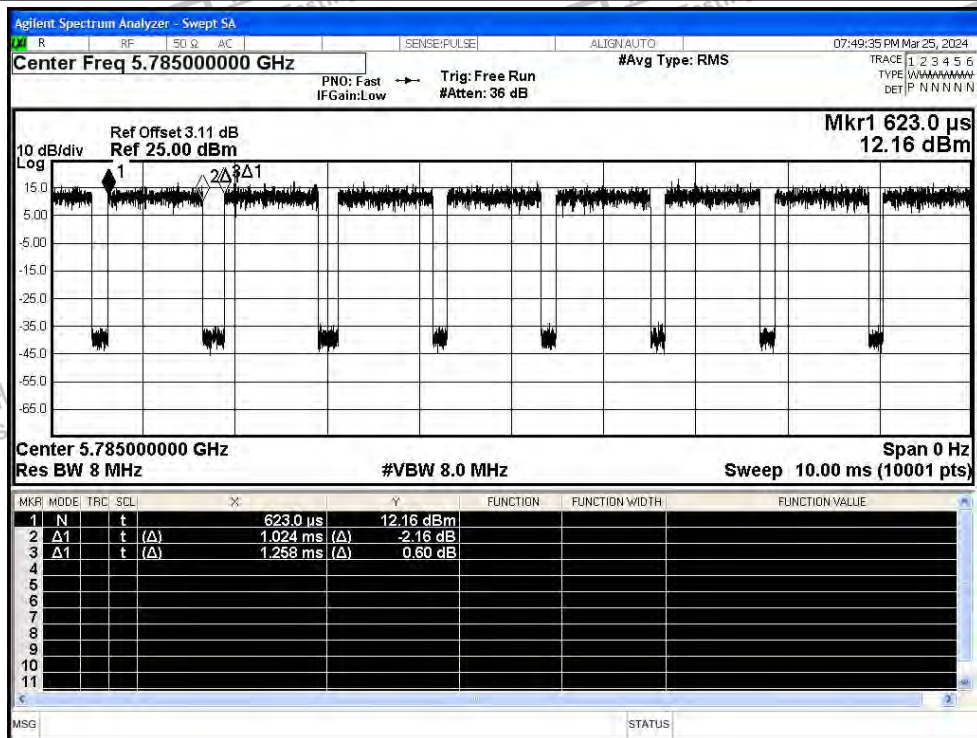


Duty Cycle NVNT n20 5745MHz Ant2

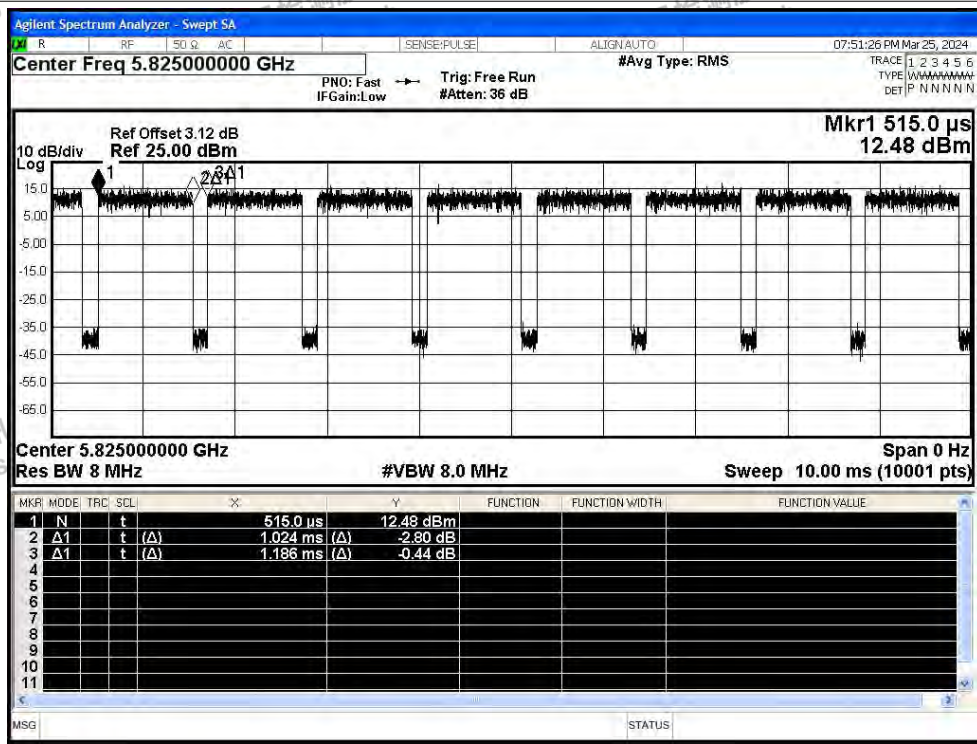




Duty Cycle NVNT n20 5785MHz Ant2

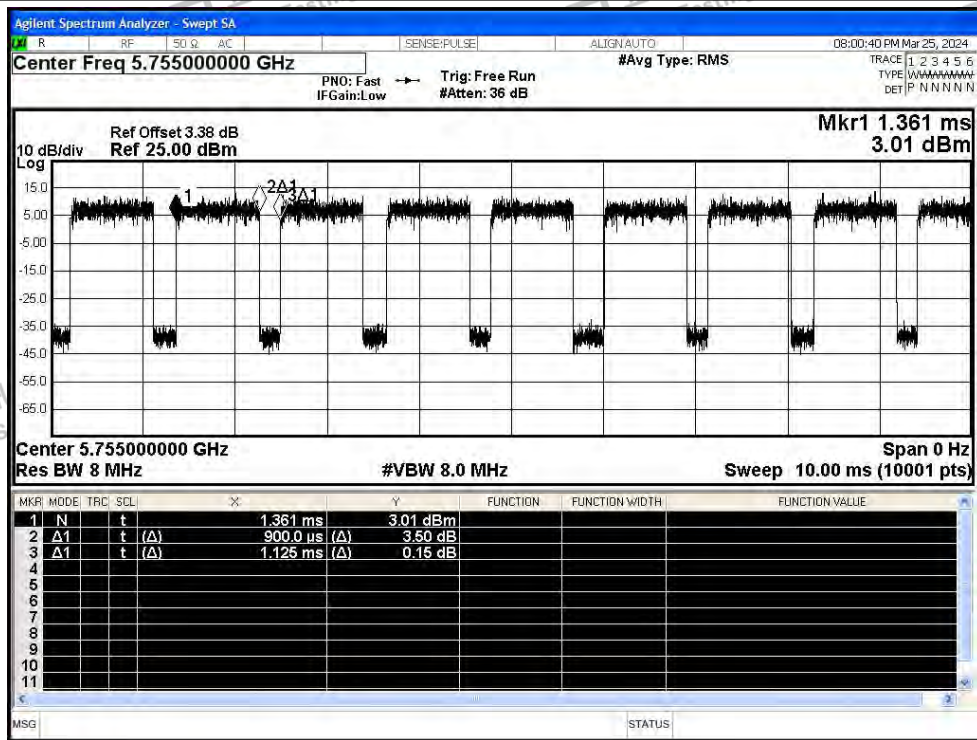


Duty Cycle NVNT n20 5825MHz Ant2

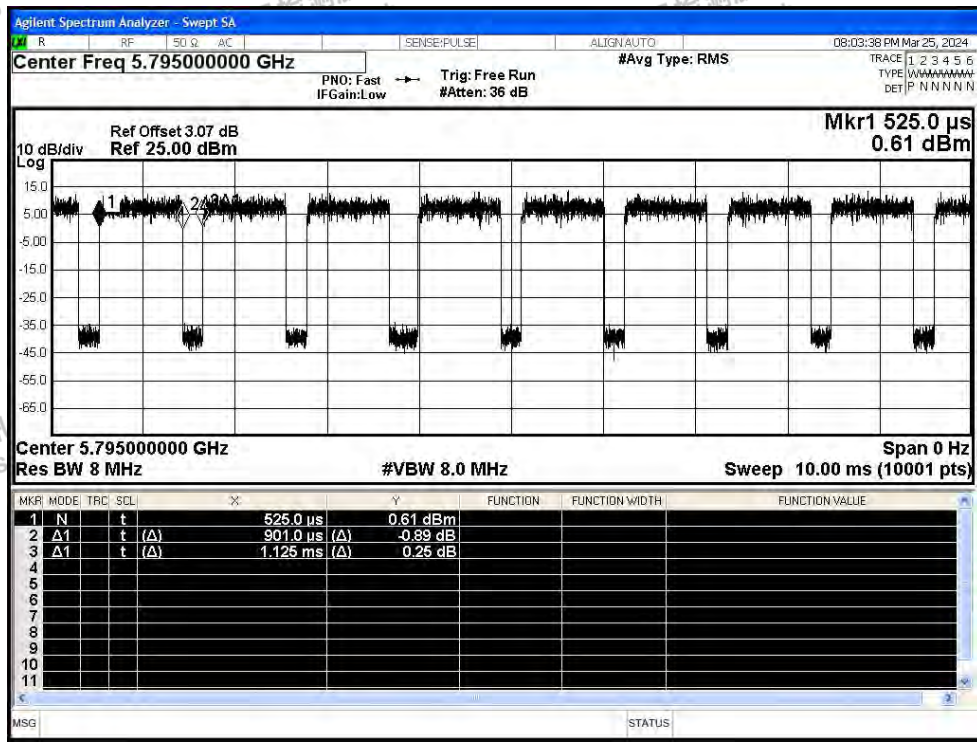




Duty Cycle NVNT n40 5755MHz Ant2

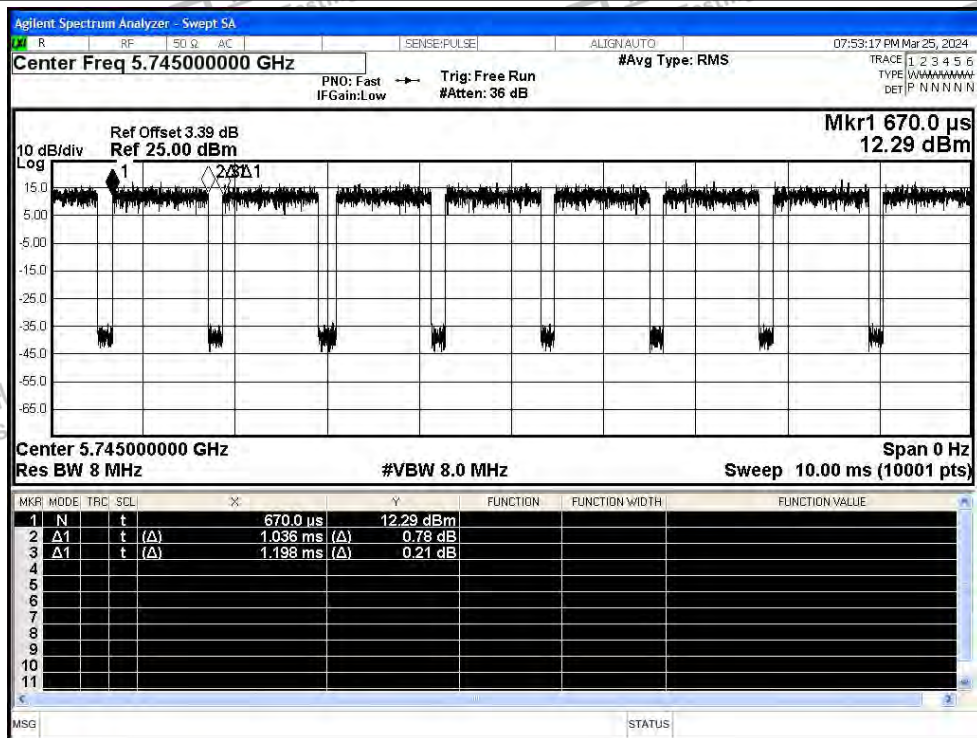


Duty Cycle NVNT n40 5795MHz Ant2

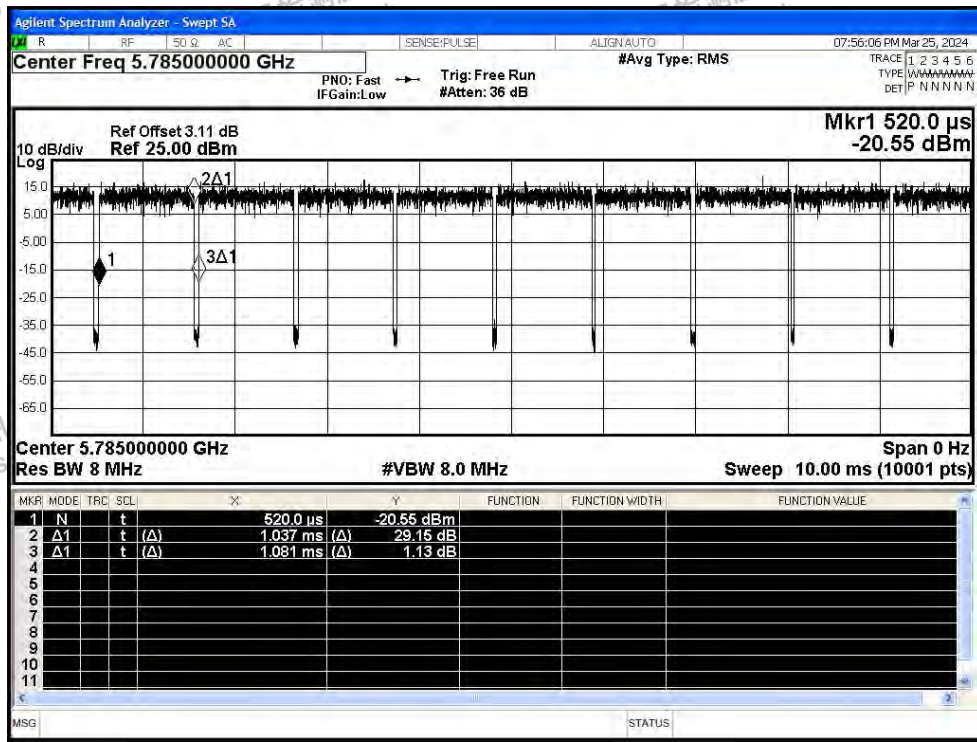




Duty Cycle NVNT ac20 5745MHz Ant2



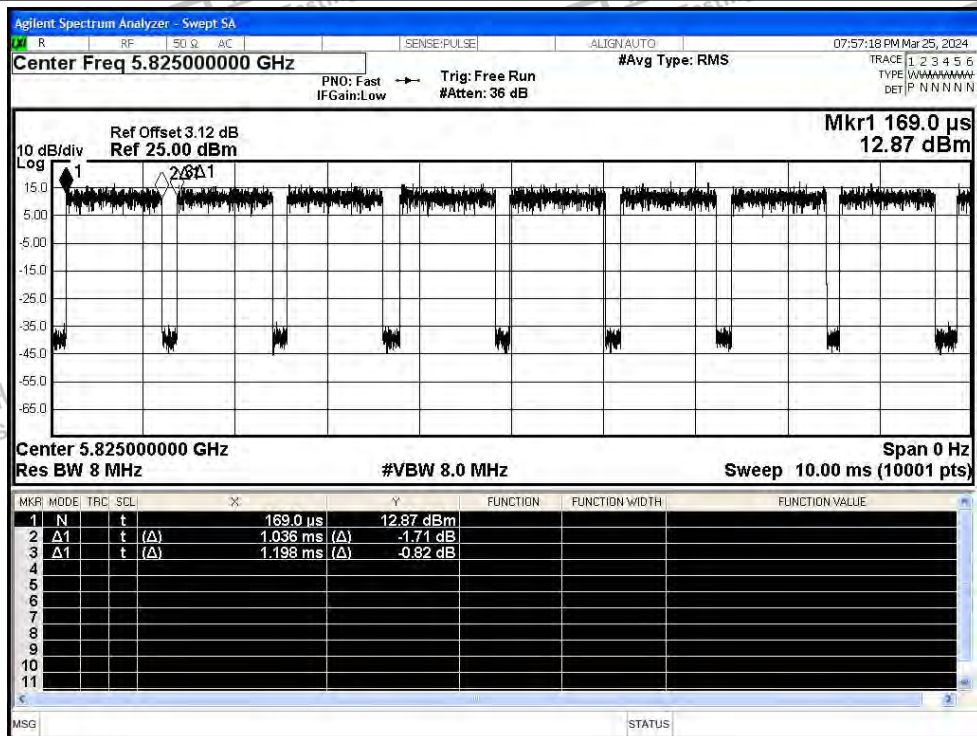
Duty Cycle NVNT ac20 5785MHz Ant2



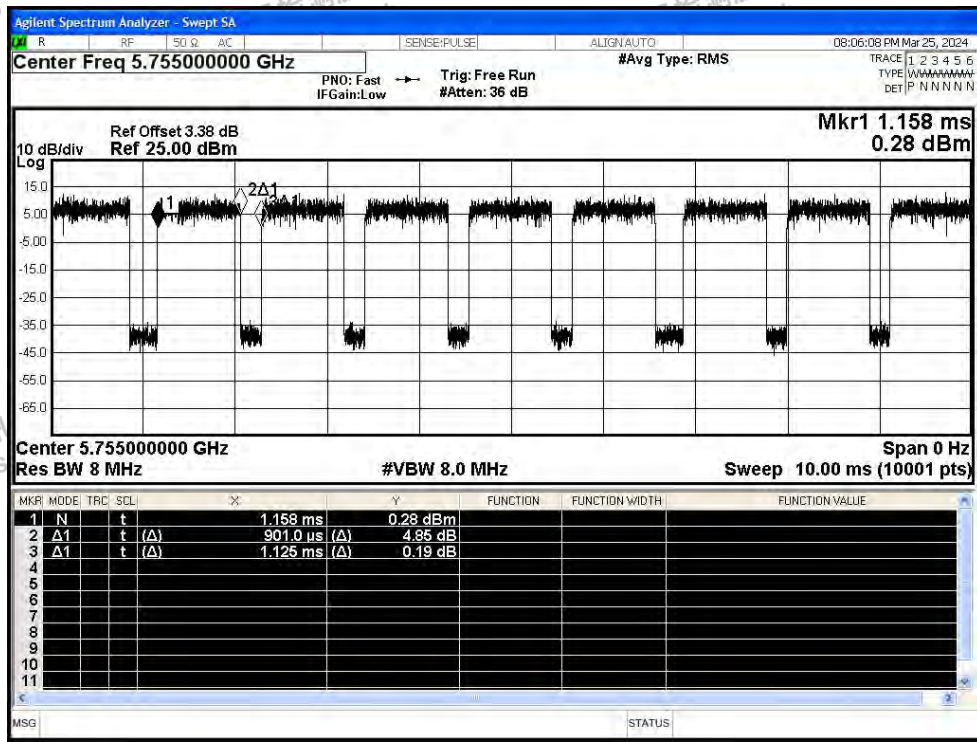




Duty Cycle NVNT ac20 5825MHz Ant2

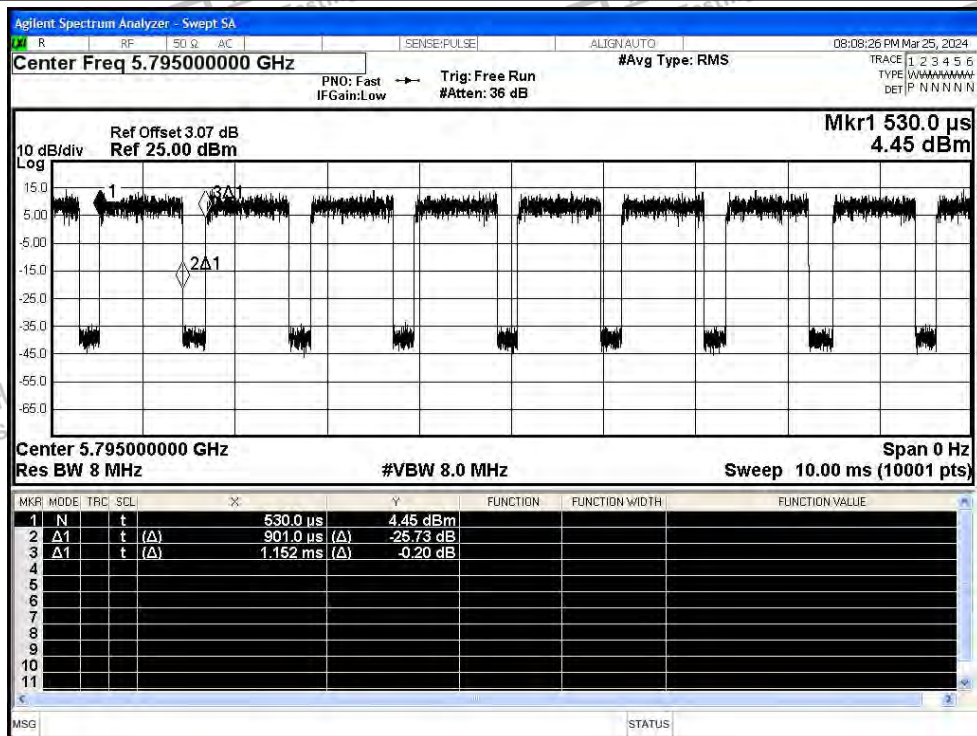


Duty Cycle NVNT ac40 5755MHz Ant2





Duty Cycle NVNT ac40 5795MHz Ant2



Duty Cycle NVNT ac80 5775MHz Ant2

