



# Appendix F

## RF Test Data for 5.5GWIFI(Conducted Measurement)

Product Name: Smart ARM PC BOX

Test Model: APC390K

### Environmental Conditions

Temperature:	23.8°C
Relative Humidity:	52.1%
ATM Pressure:	100.0 kPa
Test Engineer:	Paddi Chen
Supervised by:	Nick Peng





### F.1 -26dB Bandwidth

Condition	Mode	Frequency (MHz)	Antenna	-26 dB Bandwidth (MHz)	Limit -26 dB Bandwidth (MHz)	Verdict
NVNT	a	5500	Ant1	25.834	>=0.5	Pass
NVNT	a	5580	Ant1	27.853	>=0.5	Pass
NVNT	a	5700	Ant1	29.304	>=0.5	Pass
NVNT	n20	5500	Ant1	23.815	>=0.5	Pass
NVNT	n20	5580	Ant1	27.998	>=0.5	Pass
NVNT	n20	5700	Ant1	26.324	>=0.5	Pass
NVNT	n40	5510	Ant1	51.741	>=0.5	Pass
NVNT	n40	5550	Ant1	45.359	>=0.5	Pass
NVNT	n40	5670	Ant1	44.084	>=0.5	Pass
NVNT	ac20	5500	Ant1	23.189	>=0.5	Pass
NVNT	ac20	5580	Ant1	25.815	>=0.5	Pass
NVNT	ac20	5700	Ant1	28.95	>=0.5	Pass
NVNT	ac40	5510	Ant1	44.655	>=0.5	Pass
NVNT	ac40	5550	Ant1	54.434	>=0.5	Pass
NVNT	ac40	5670	Ant1	46.482	>=0.5	Pass
NVNT	ac80	5530	Ant1	78.039	>=0.5	Pass
NVNT	ac80	5610	Ant1	78.245	>=0.5	Pass

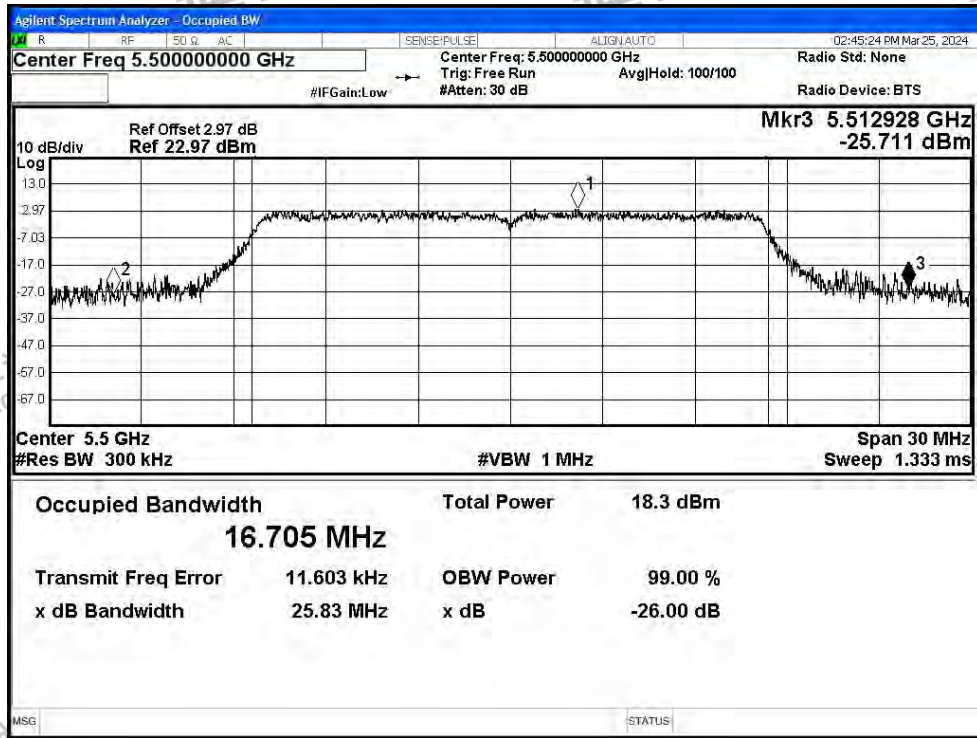


Shenzhen LCS Compliance Testing Laboratory Ltd.  
 Add: 101, 201 Bldg A & 301 Bldg C, Juji Industrial Park Yabianxueziwei, Shajing Street, Baoan District, Shenzhen, 518000, China  
 Tel: +(86) 0755-82591330 | E-mail: webmaster@lcs-cert.com | Web: www.lcs-cert.com  
 Scan code to check authenticity

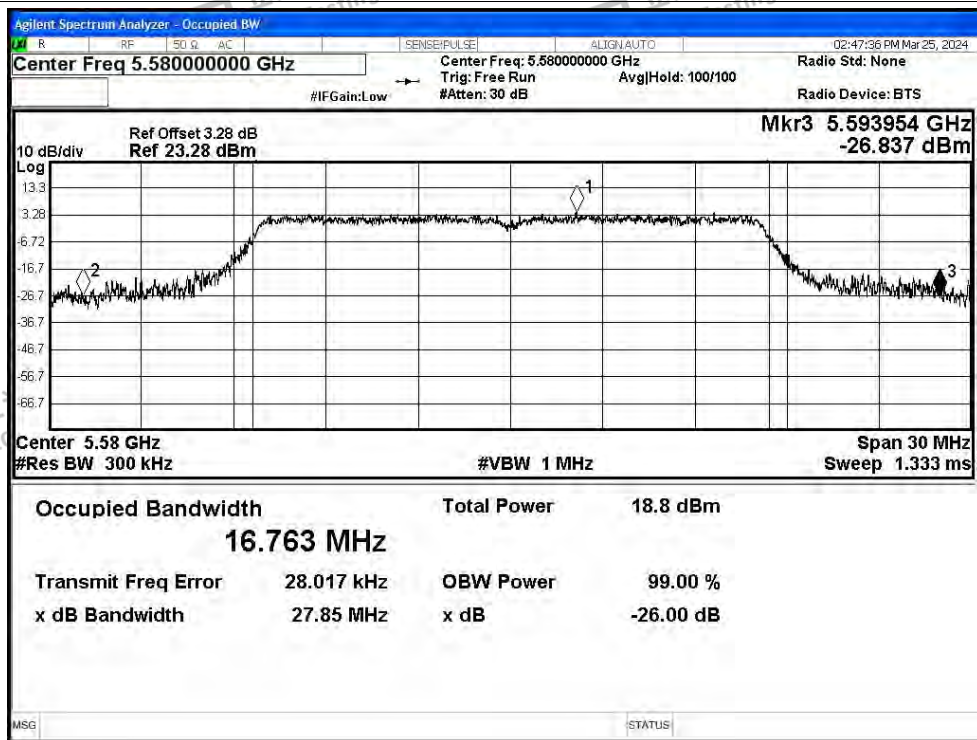


Test Graphs

-26dB Bandwidth NVNT a 5500MHz Ant1

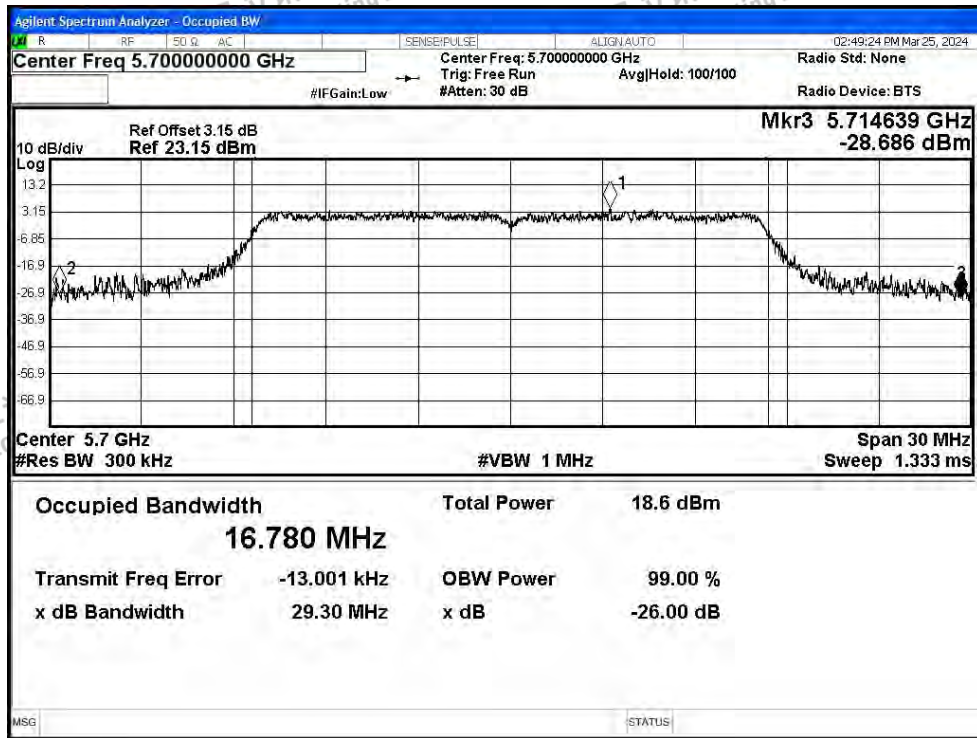


-26dB Bandwidth NVNT a 5580MHz Ant1

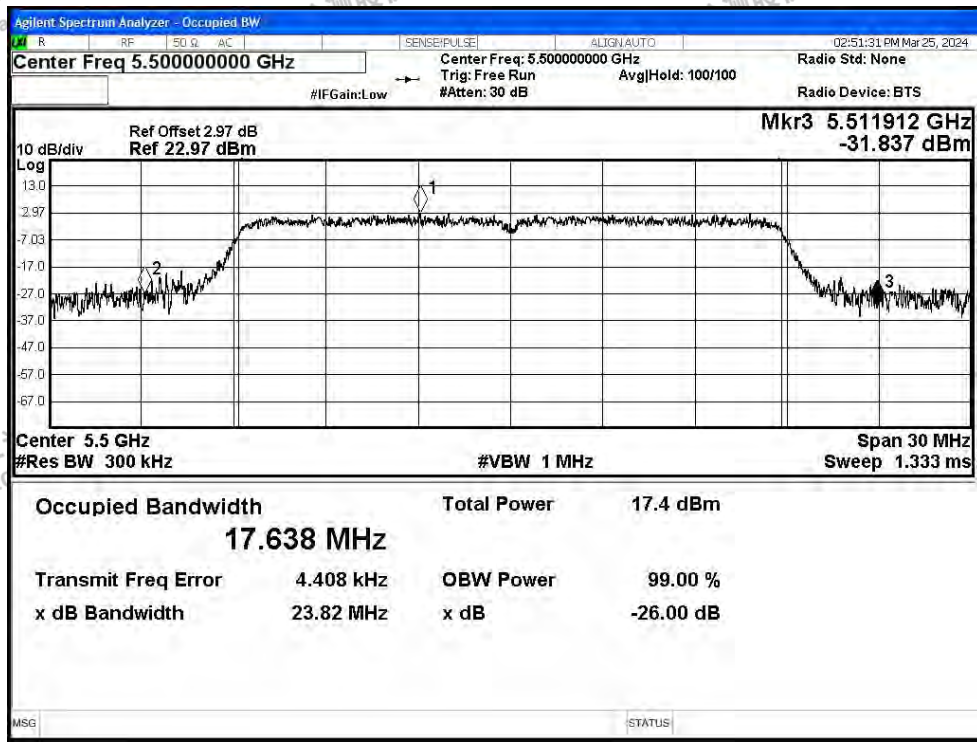




-26dB Bandwidth NVNT a 5700MHz Ant1

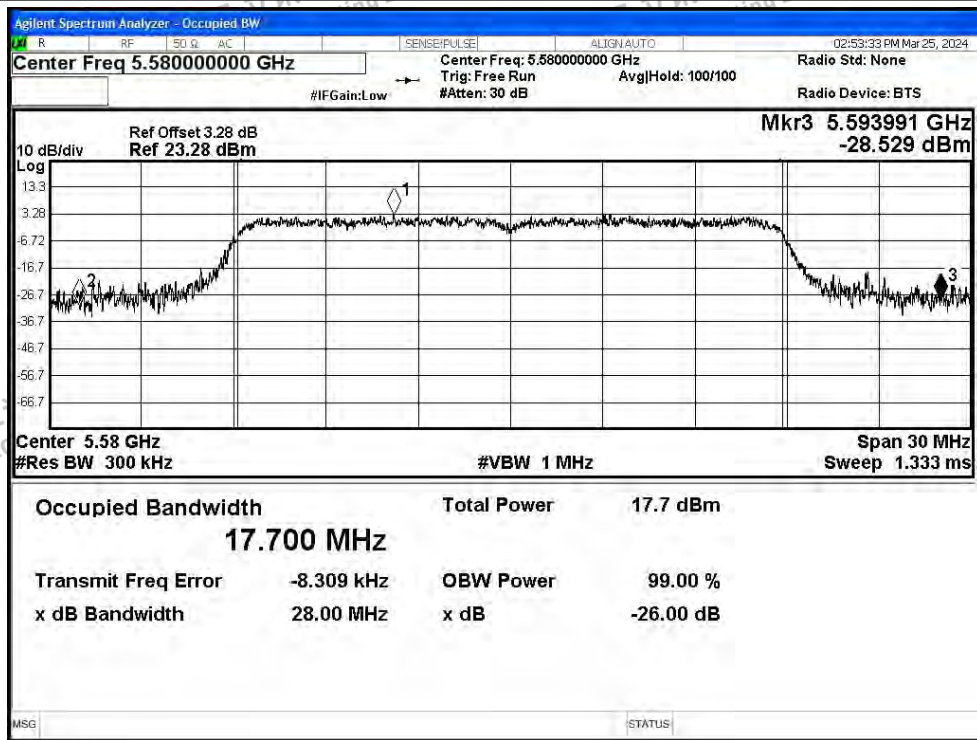


-26dB Bandwidth NVNT n20 5500MHz Ant1

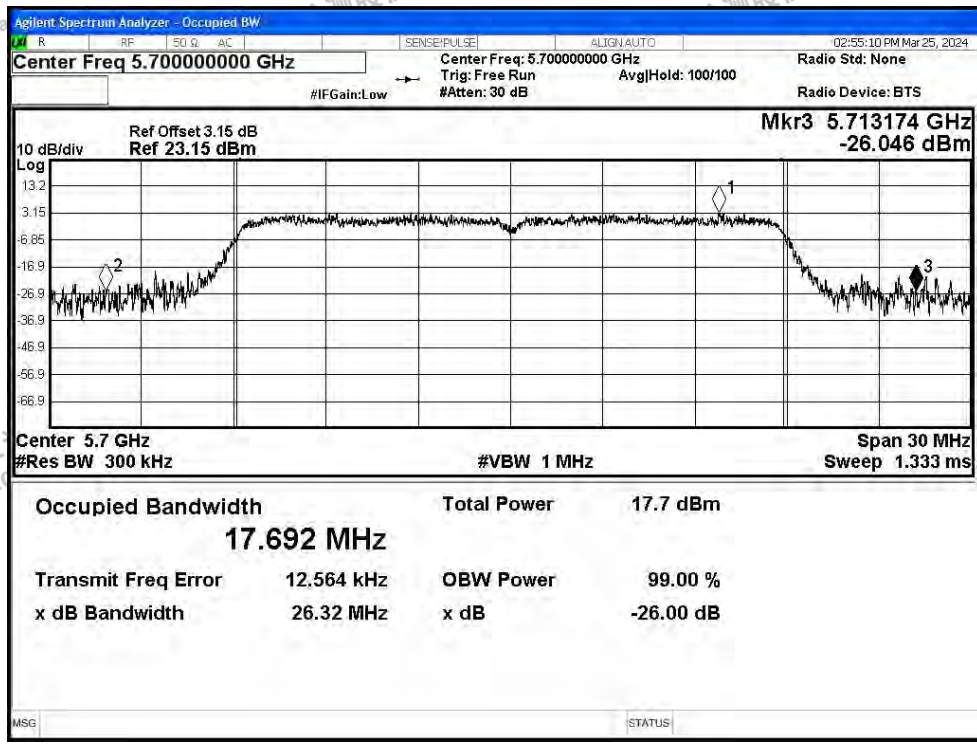




-26dB Bandwidth NVNT n20 5580MHz Ant1

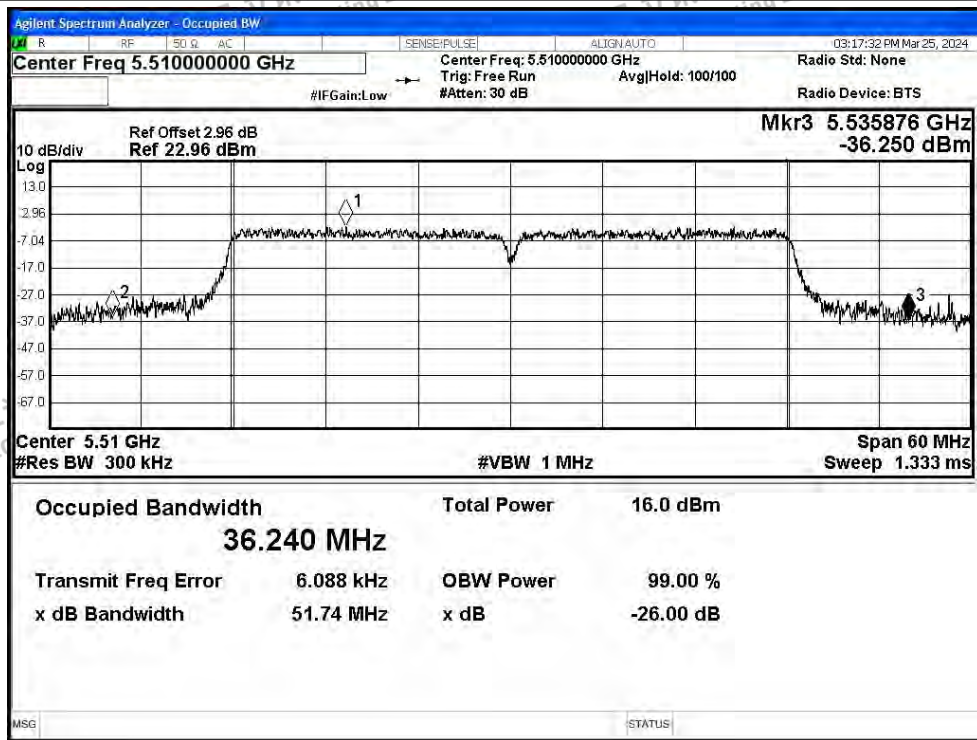


-26dB Bandwidth NVNT n20 5700MHz Ant1

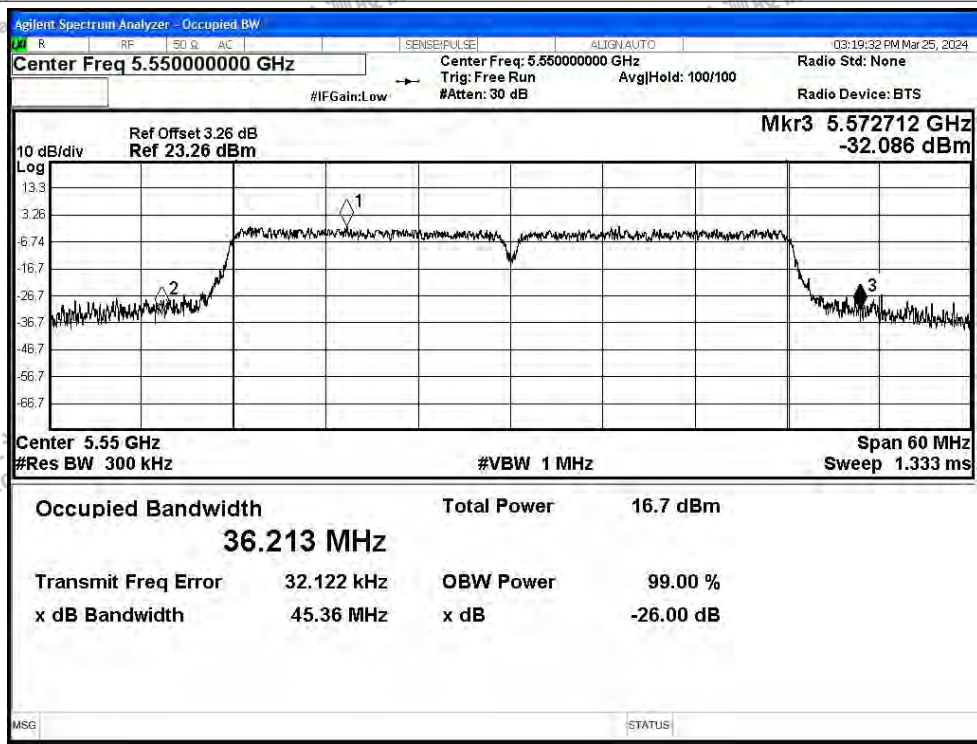




-26dB Bandwidth NVNT n40 5510MHz Ant1

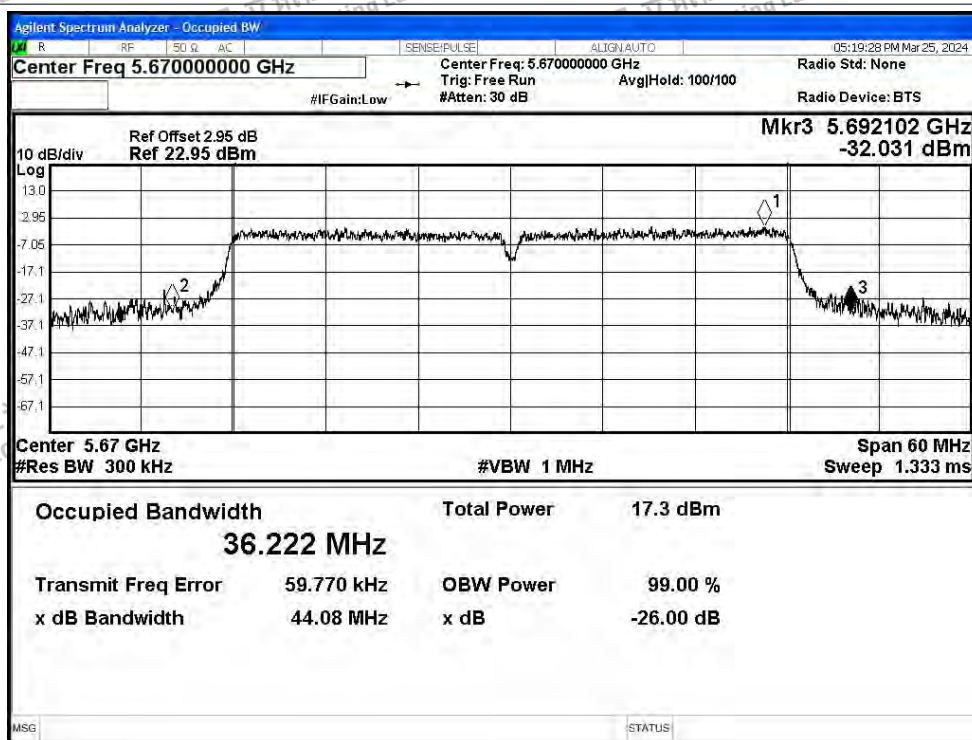


-26dB Bandwidth NVNT n40 5550MHz Ant1

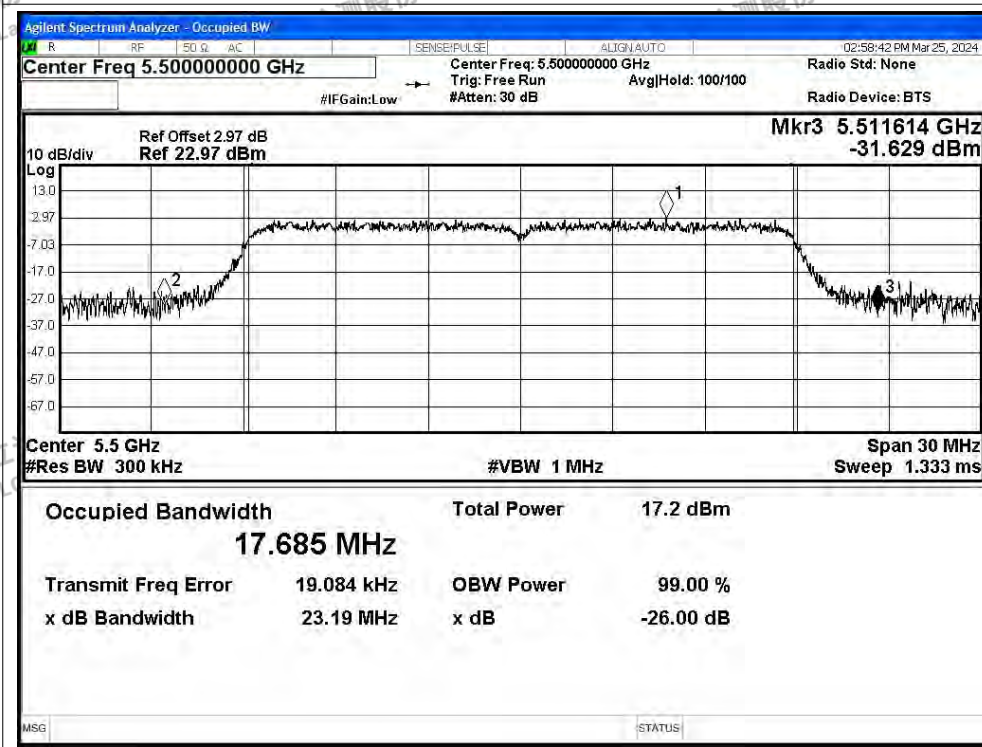




-26dB Bandwidth NVNT n40 5670MHz Ant1

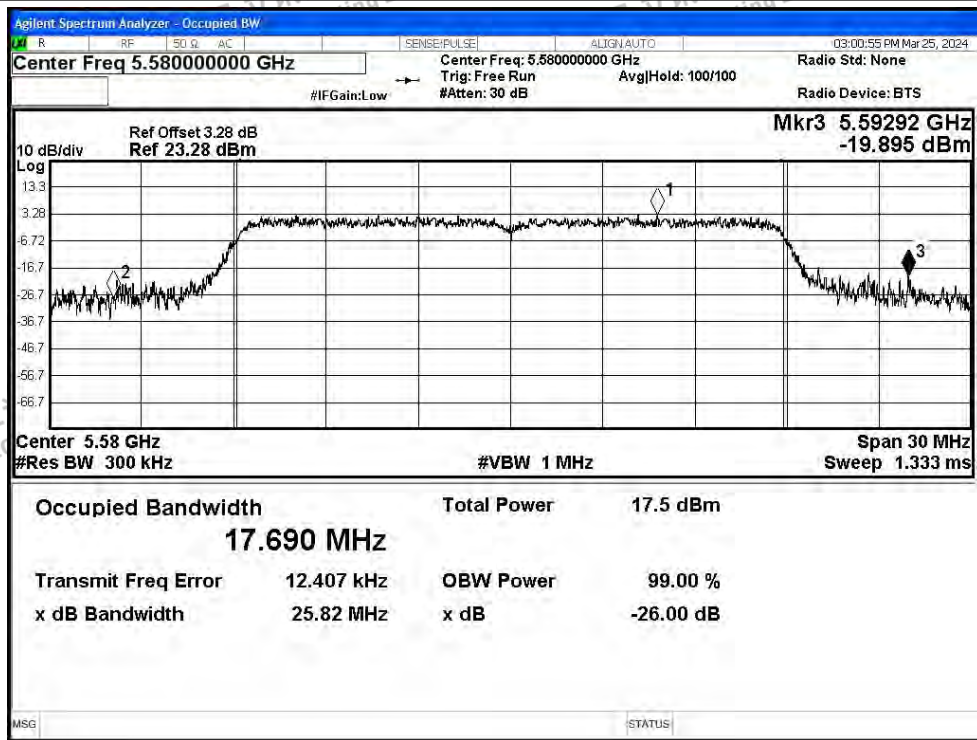


-26dB Bandwidth NVNT ac20 5500MHz Ant1

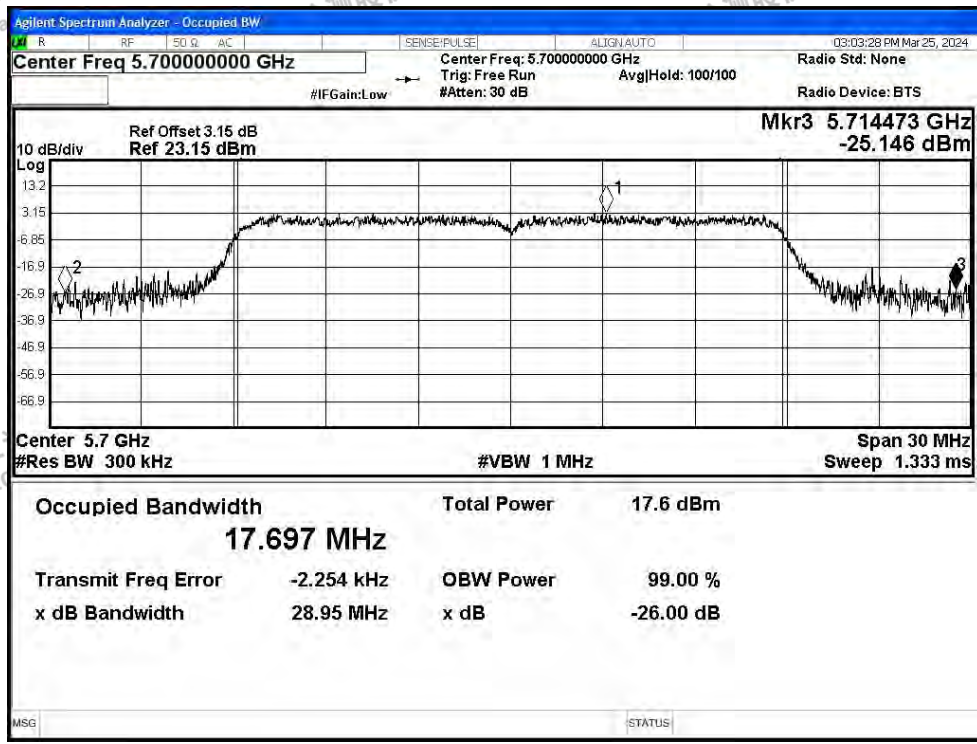




-26dB Bandwidth NVNT ac20 5580MHz Ant1



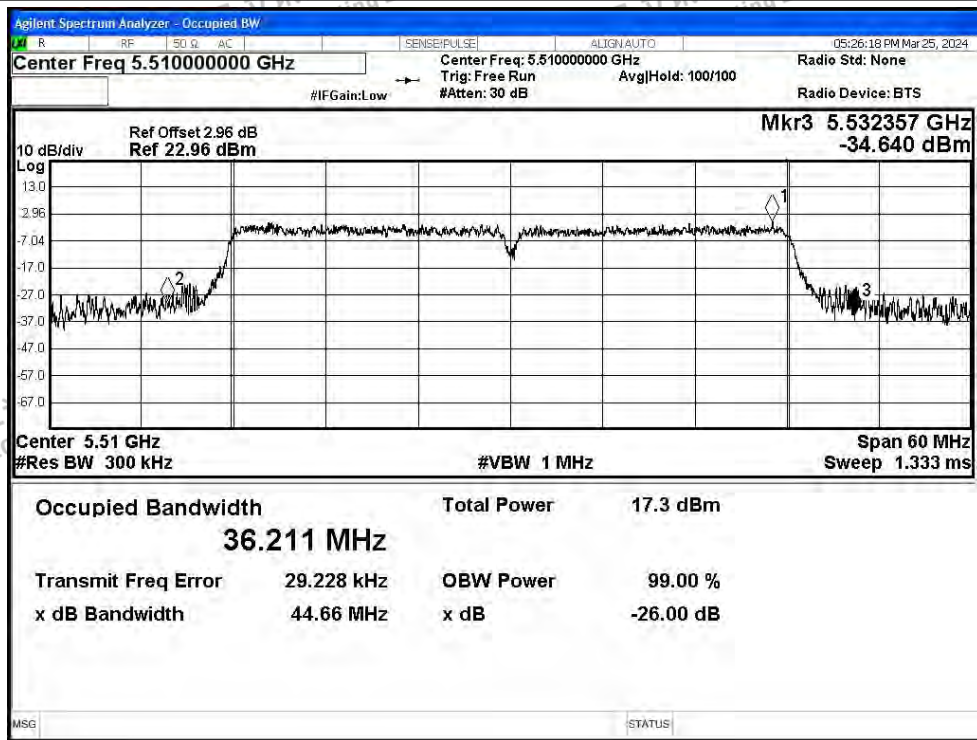
-26dB Bandwidth NVNT ac20 5700MHz Ant1



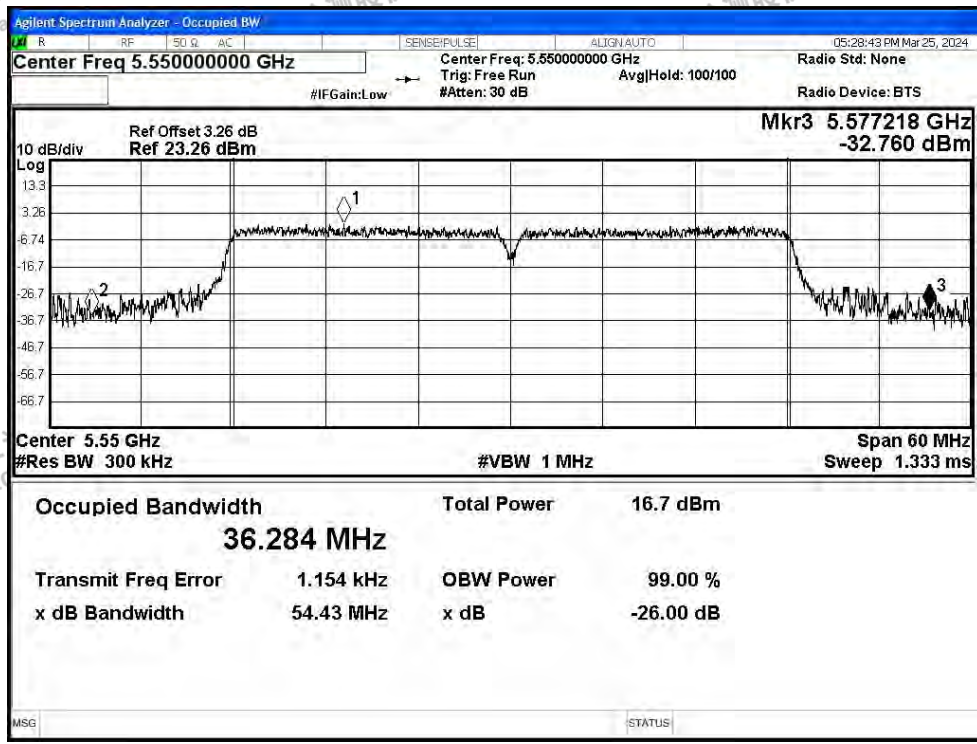




-26dB Bandwidth NVNT ac40 5510MHz Ant1

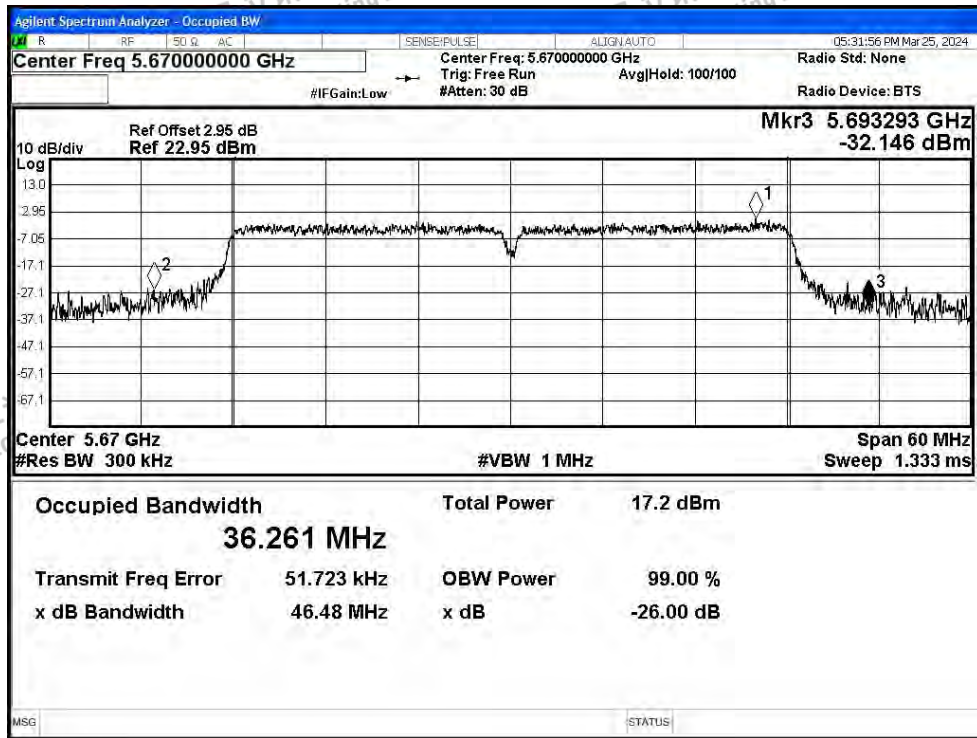


-26dB Bandwidth NVNT ac40 5550MHz Ant1

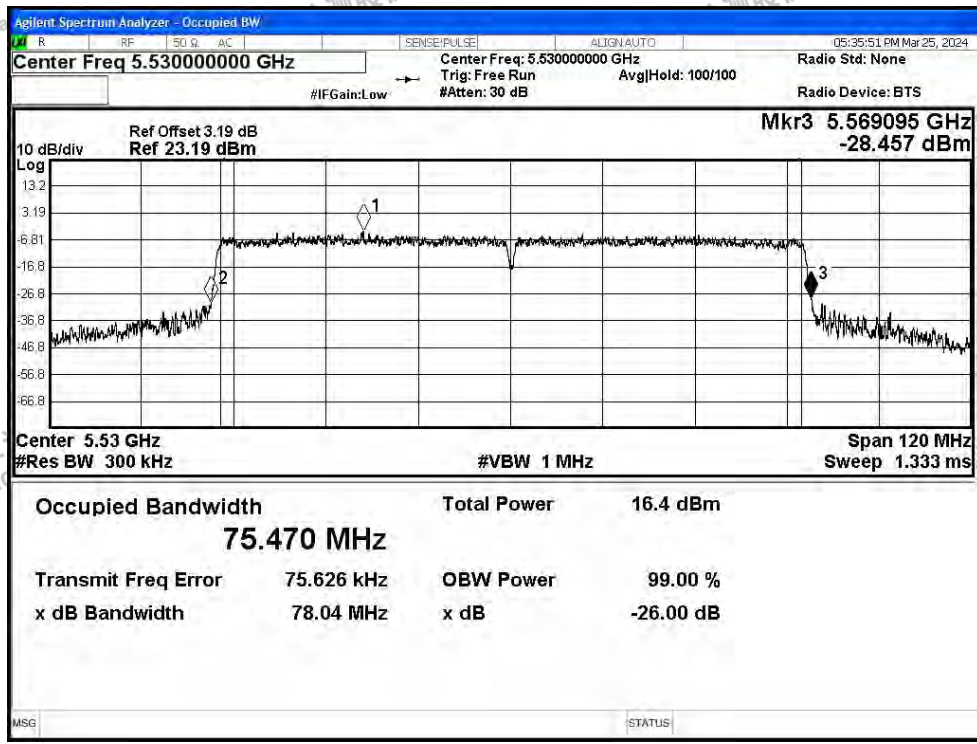




-26dB Bandwidth NVNT ac40 5670MHz Ant1

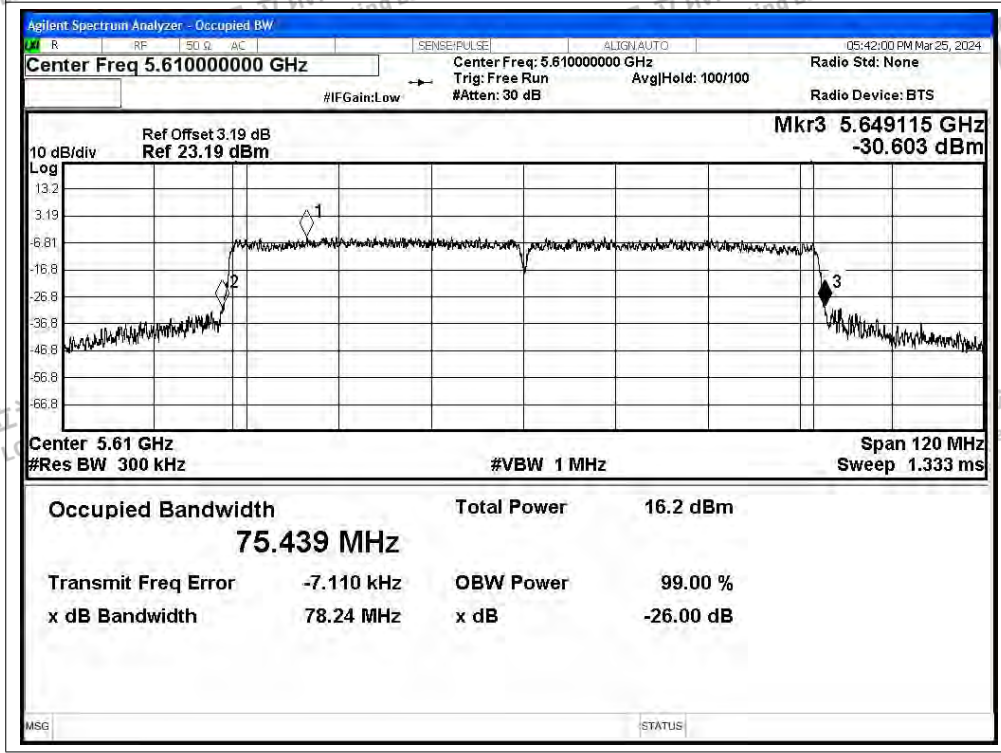


-26dB Bandwidth NVNT ac80 5530MHz Ant1





-26dB Bandwidth NVNT ac80 5610MHz Ant1





Condition	Mode	Frequency (MHz)	Antenna	-26 dB Bandwidth (MHz)	Limit -26 dB Bandwidth (MHz)	Verdict
NVNT	a	5500	Ant2	25.318	---	Pass
NVNT	a	5580	Ant2	28.308	---	Pass
NVNT	a	5700	Ant2	25.782	---	Pass
NVNT	n20	5500	Ant2	26.658	---	Pass
NVNT	n20	5580	Ant2	29.236	---	Pass
NVNT	n20	5700	Ant2	29.008	---	Pass
NVNT	n40	5510	Ant2	44.837	---	Pass
NVNT	n40	5550	Ant2	43.796	---	Pass
NVNT	n40	5670	Ant2	46.591	---	Pass
NVNT	ac20	5500	Ant2	26.224	---	Pass
NVNT	ac20	5580	Ant2	26.528	---	Pass
NVNT	ac20	5700	Ant2	29.194	---	Pass
NVNT	ac40	5510	Ant2	53.058	---	Pass
NVNT	ac40	5550	Ant2	49.261	---	Pass
NVNT	ac40	5670	Ant2	54.669	---	Pass
NVNT	ac80	5530	Ant2	78.028	---	Pass
NVNT	ac80	5610	Ant2	78.228	---	Pass

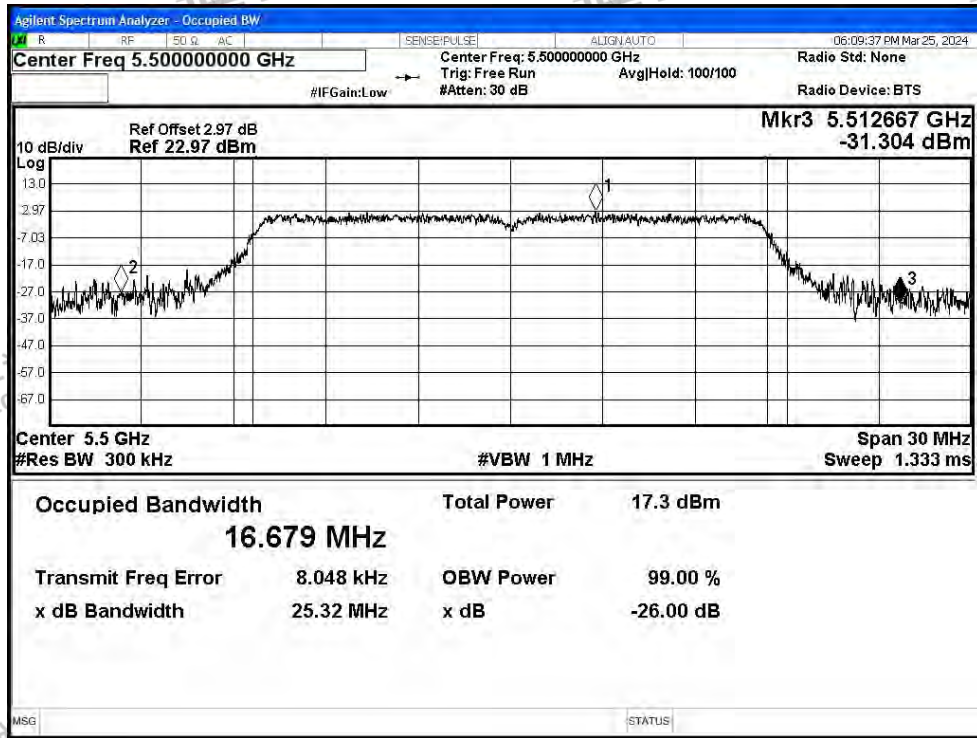


Shenzhen LCS Compliance Testing Laboratory Ltd.  
 Add: 101, 201 Bldg A & 301 Bldg C, Juji Industrial Park Yabianxueziwei, Shajing Street, Baoan District, Shenzhen, 518000, China  
 Tel: +(86) 0755-82591330 | E-mail: webmaster@lcs-cert.com | Web: www.lcs-cert.com  
 Scan code to check authenticity

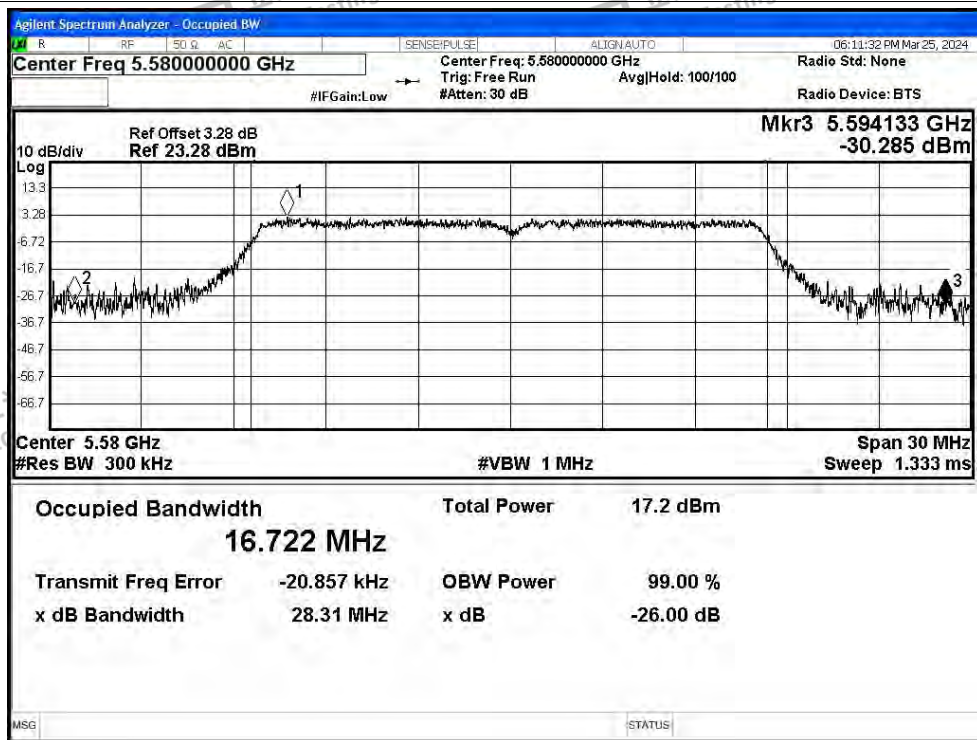


Test Graphs

-26dB Bandwidth NVNT a 5500MHz Ant2

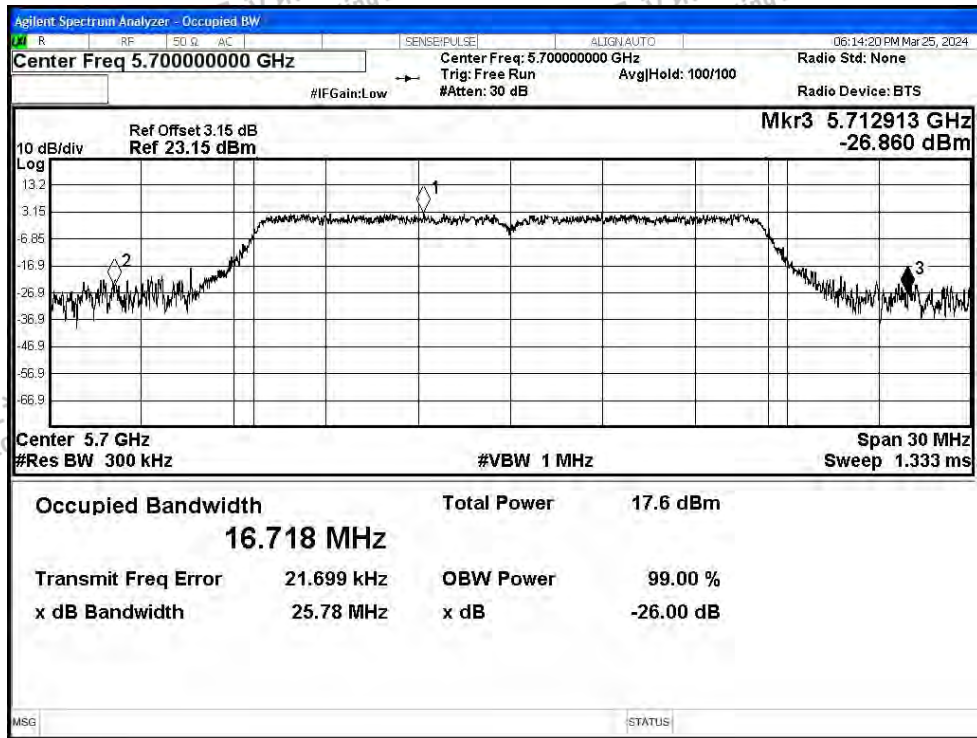


-26dB Bandwidth NVNT a 5580MHz Ant2

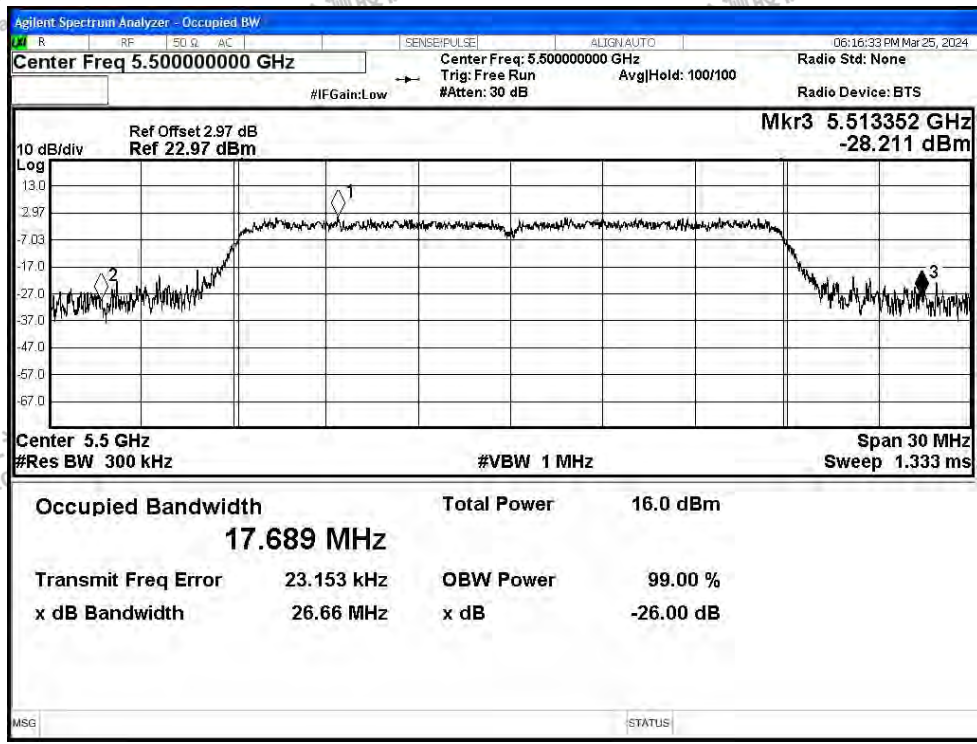




-26dB Bandwidth NVNT a 5700MHz Ant2

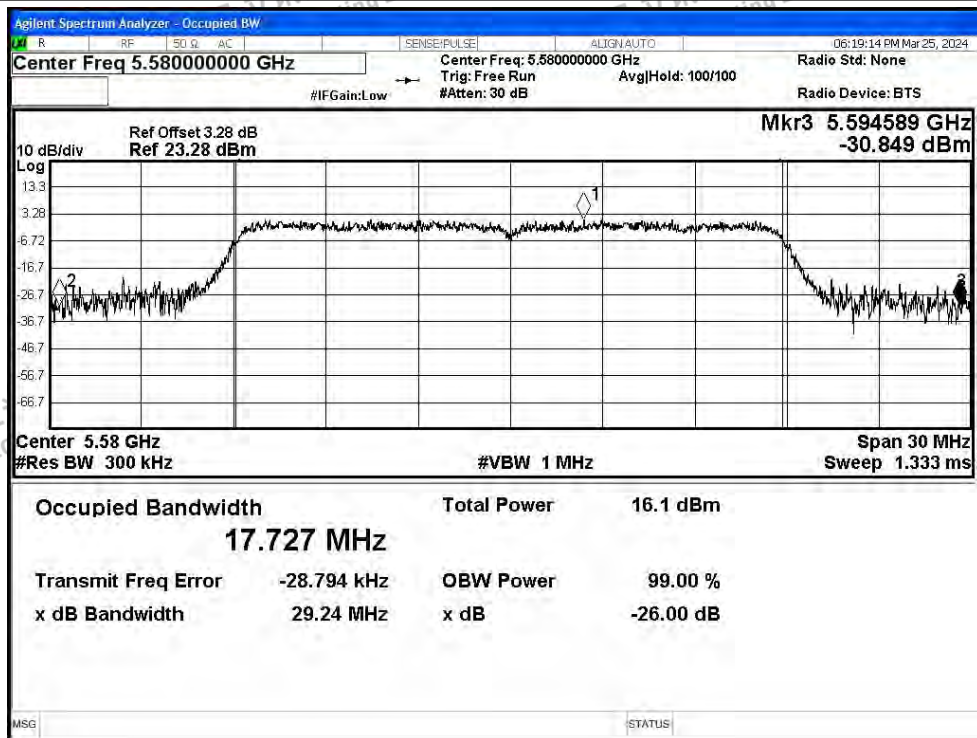


-26dB Bandwidth NVNT n20 5500MHz Ant2

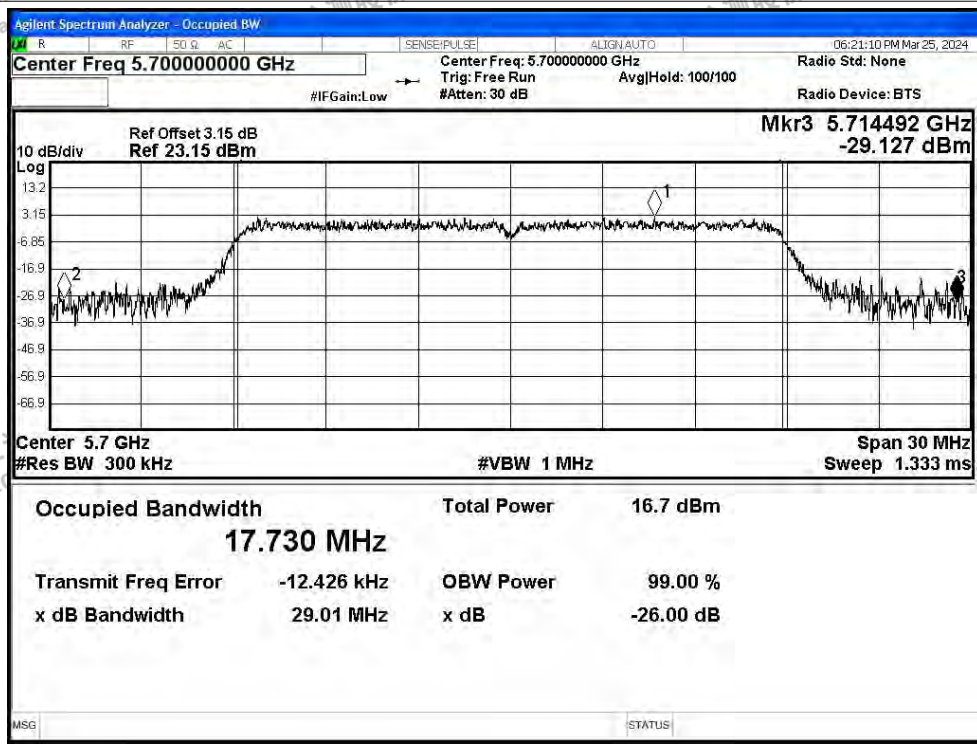




-26dB Bandwidth NVNT n20 5580MHz Ant2

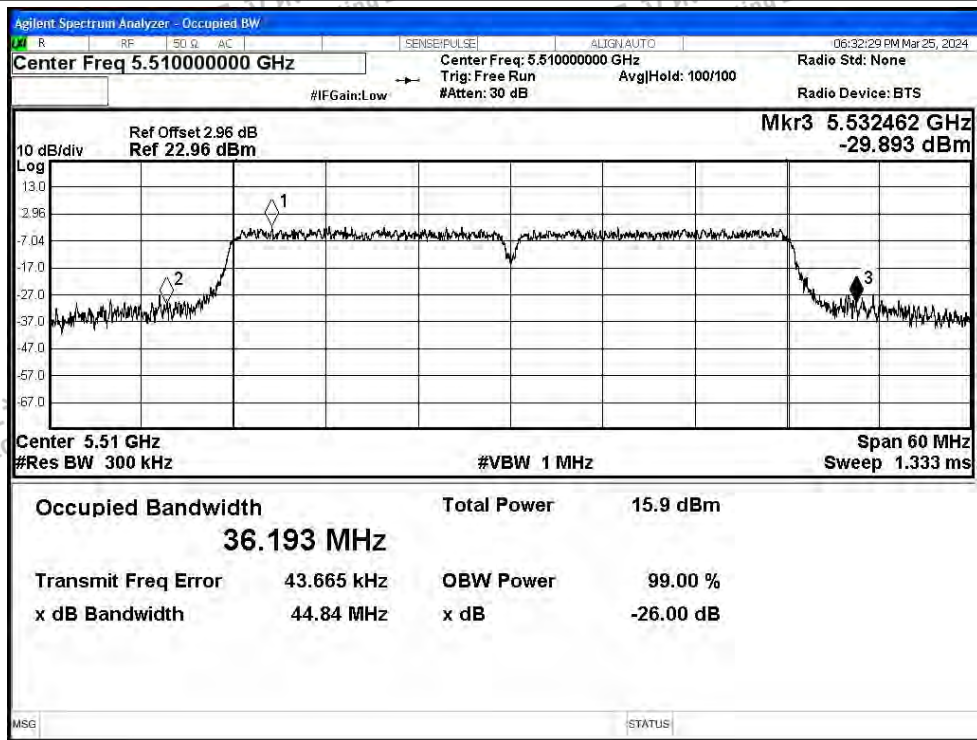


-26dB Bandwidth NVNT n20 5700MHz Ant2

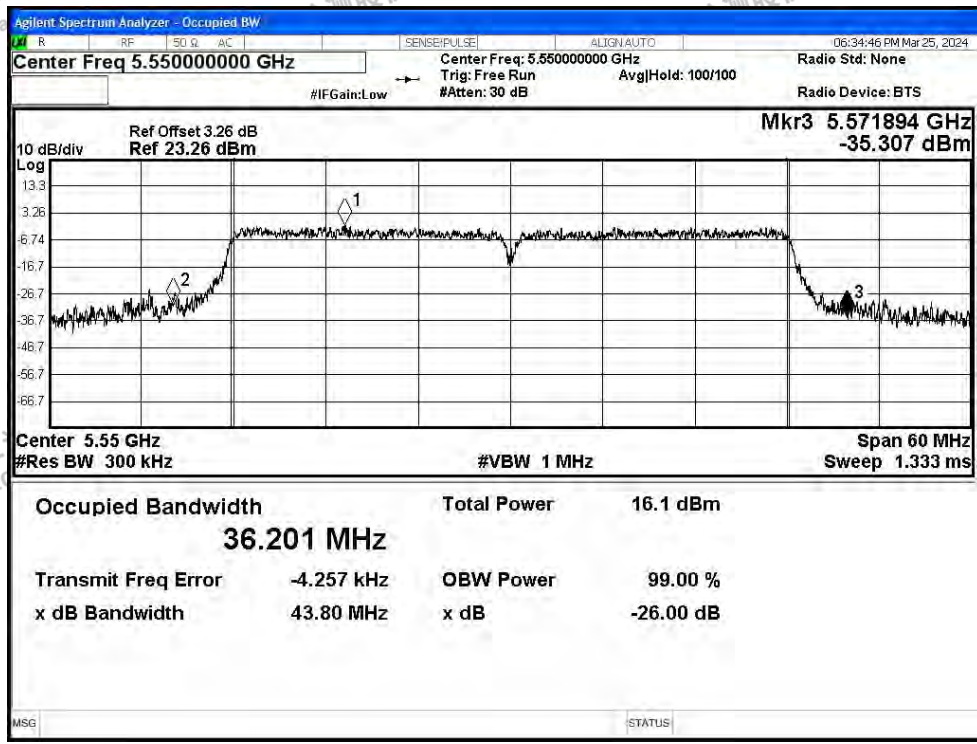




-26dB Bandwidth NVNT n40 5510MHz Ant2



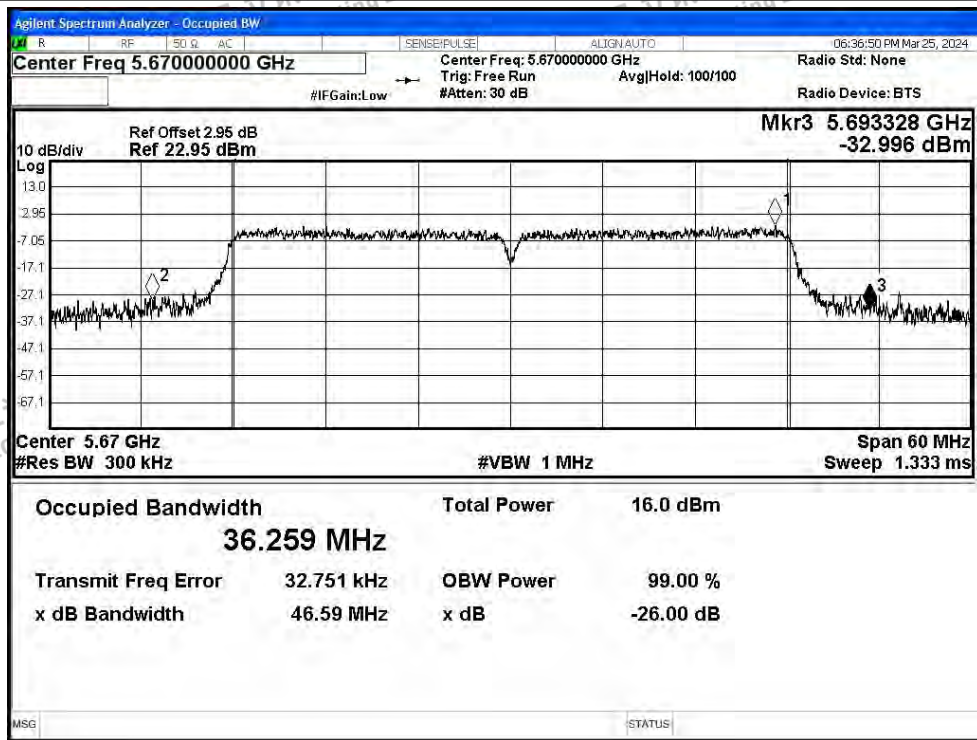
-26dB Bandwidth NVNT n40 5550MHz Ant2



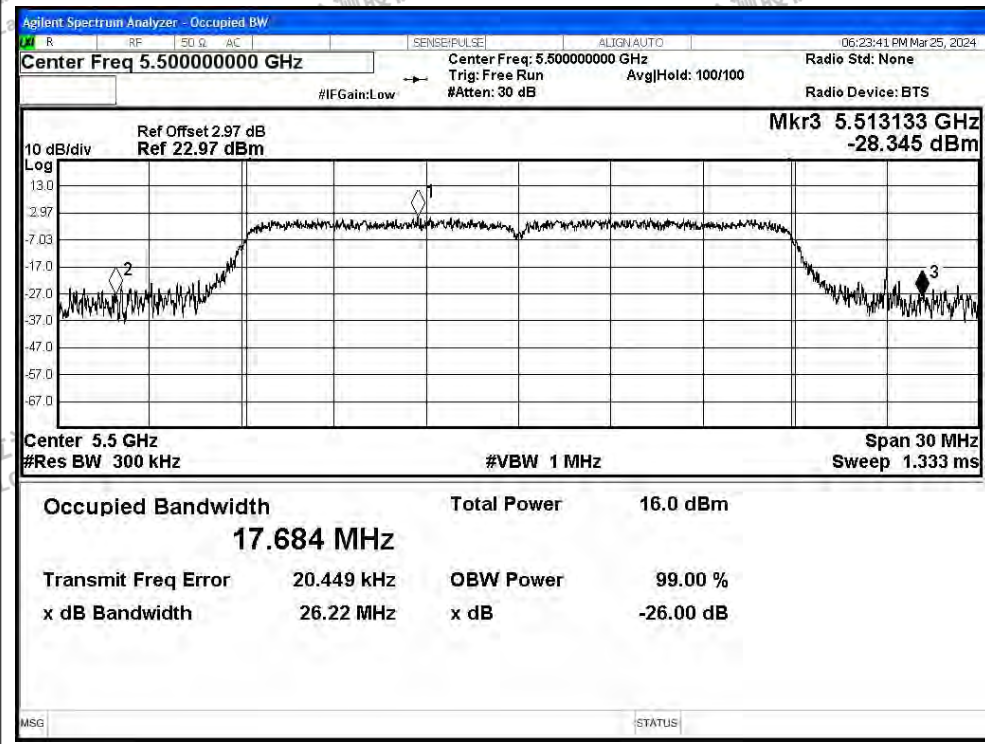




-26dB Bandwidth NVNT n40 5670MHz Ant2

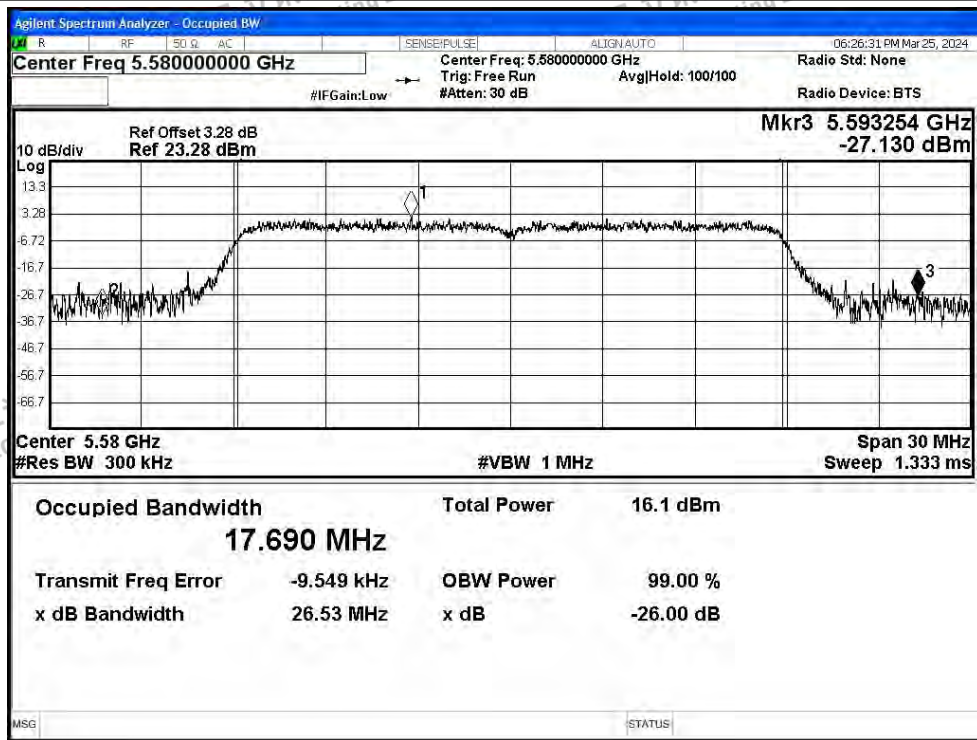


-26dB Bandwidth NVNT ac20 5500MHz Ant2

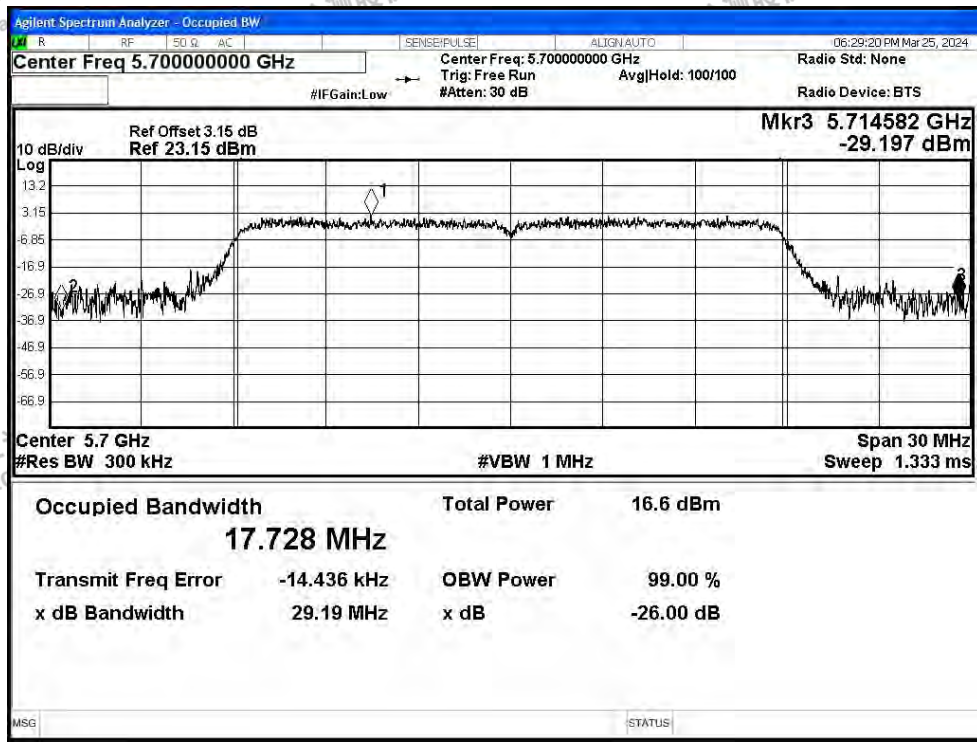




-26dB Bandwidth NVNT ac20 5580MHz Ant2

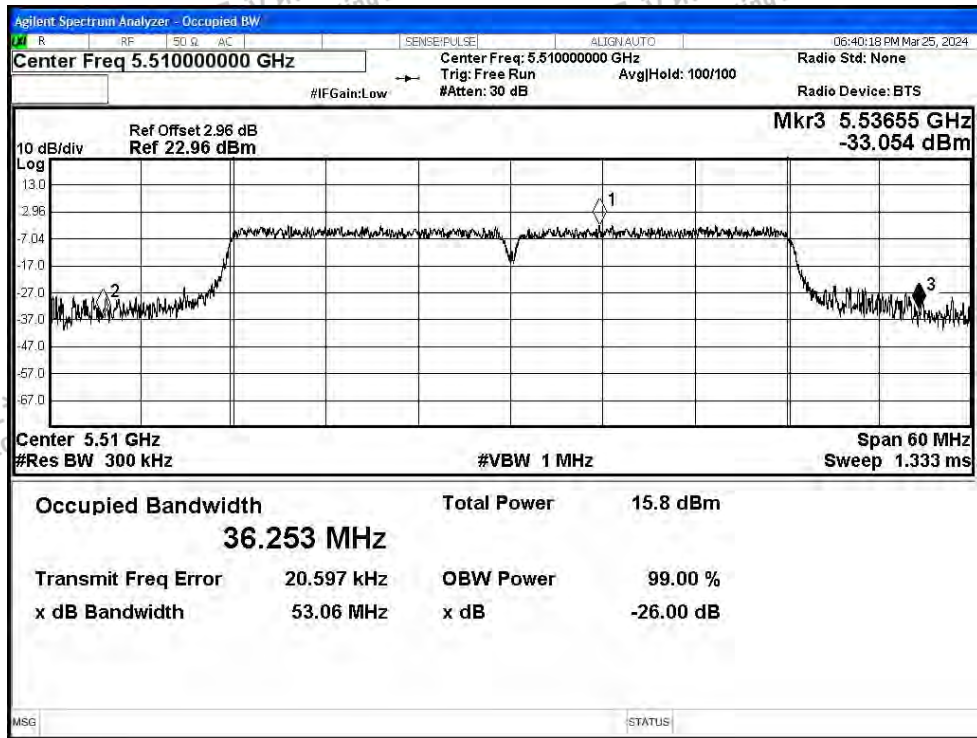


-26dB Bandwidth NVNT ac20 5700MHz Ant2

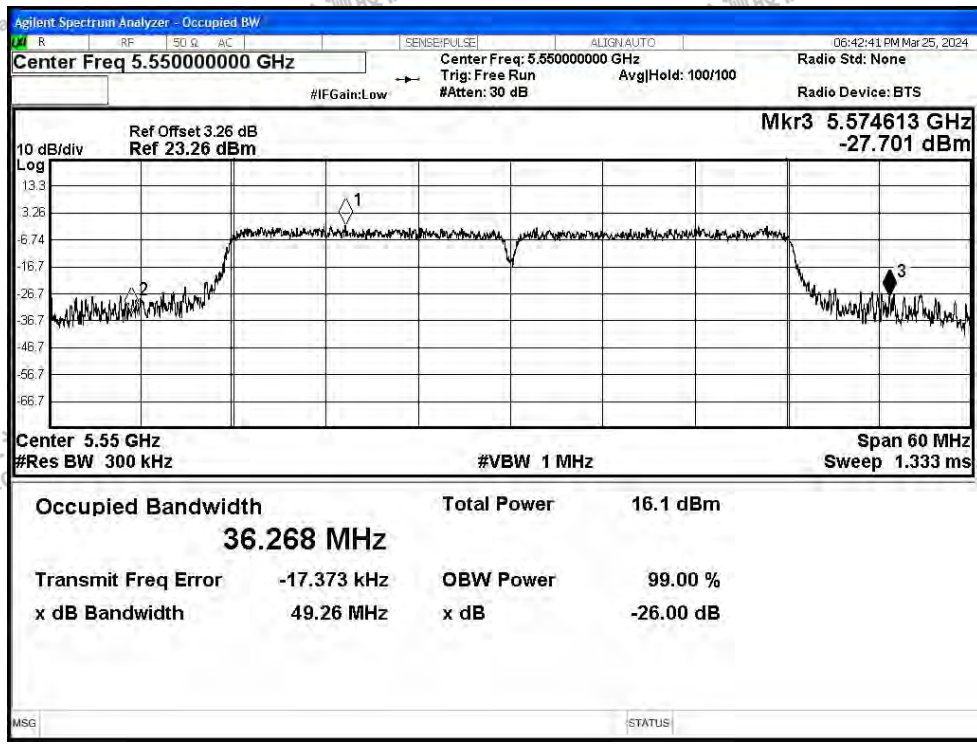




-26dB Bandwidth NVNT ac40 5510MHz Ant2

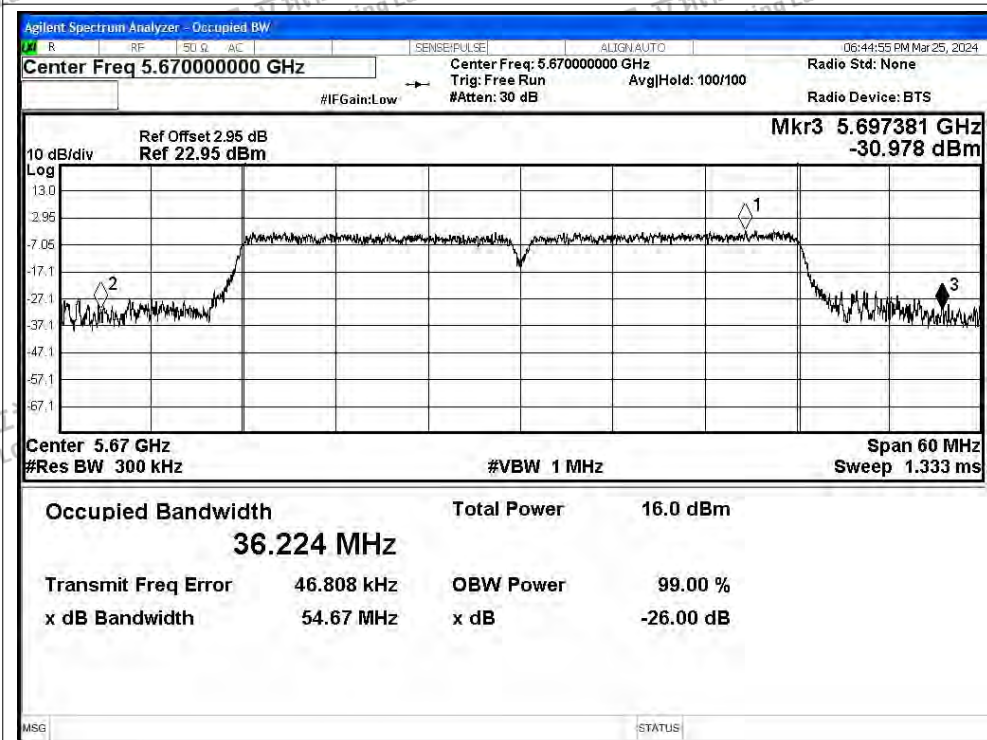


-26dB Bandwidth NVNT ac40 5550MHz Ant2

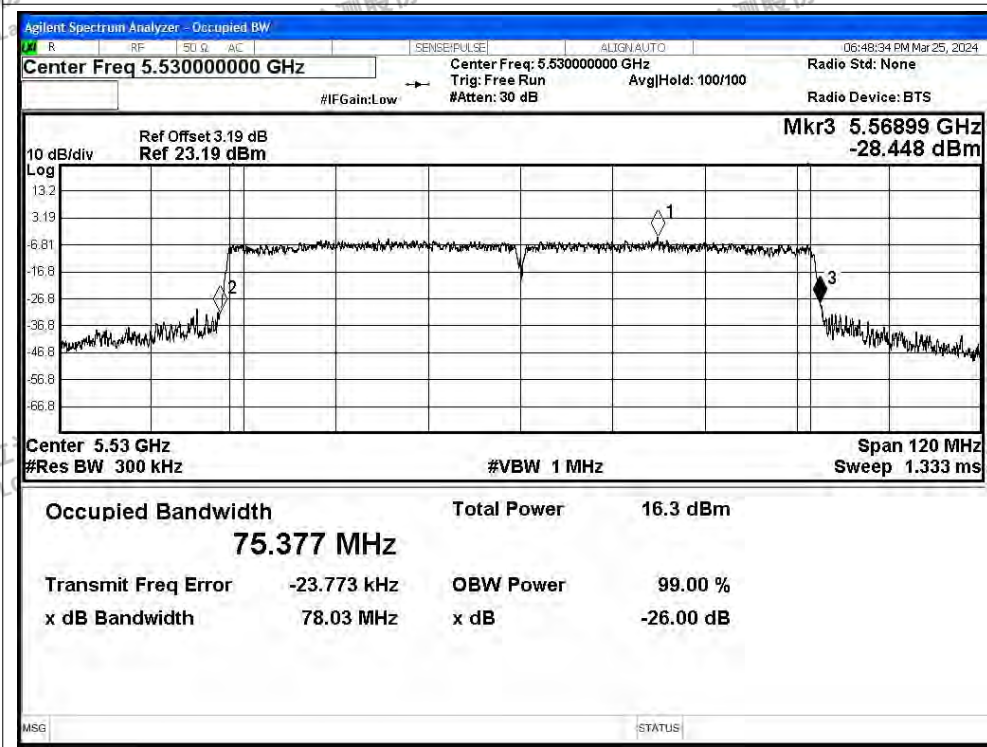




-26dB Bandwidth NVNT ac40 5670MHz Ant2

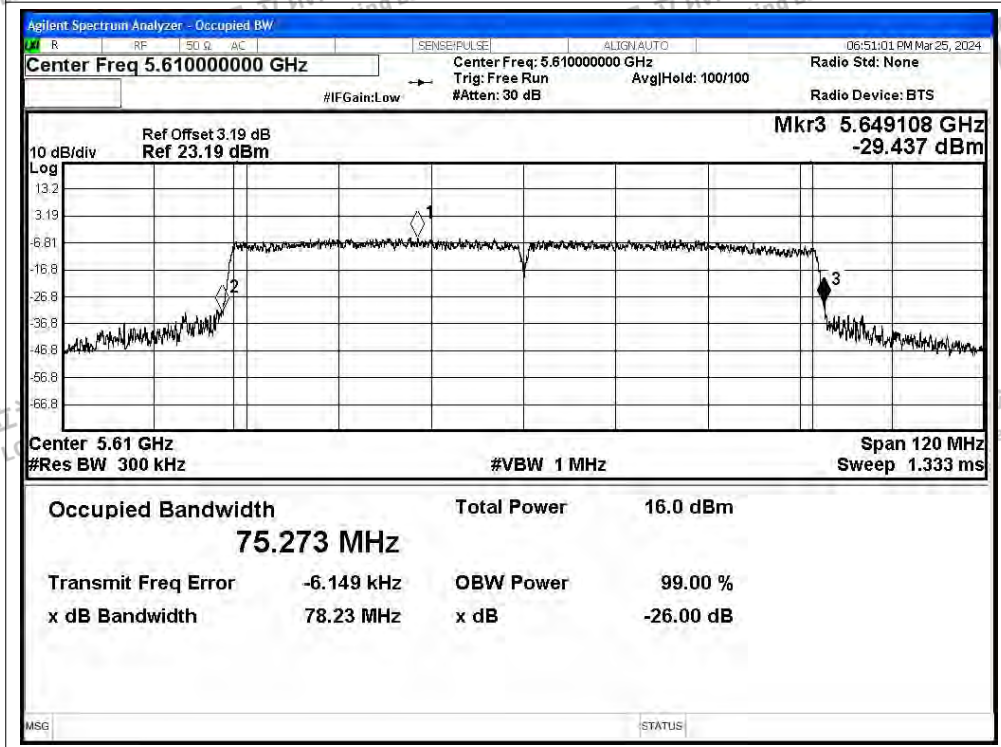


-26dB Bandwidth NVNT ac80 5530MHz Ant2





-26dB Bandwidth NVNT ac80 5610MHz Ant2





### F.2 Maximum Conducted Output Power

Condition	Mode	Frequency (MHz)	Antenna	Conducted Power (dBm)	Duty Factor (dB)	Total Power (dBm)	Limit (dBm)	Verdict
NVNT	a	5500	Ant1	12.35	0.6	12.95	24	Pass
NVNT	a	5580	Ant1	12.75	0.21	12.96	24	Pass
NVNT	a	5700	Ant1	12.55	0.57	13.12	24	Pass
NVNT	n20	5500	Ant1	11.28	1.04	12.32	24	Pass
NVNT	n20	5580	Ant1	11.57	0.66	12.23	24	Pass
NVNT	n20	5700	Ant1	11.83	0.7	12.53	24	Pass
NVNT	n40	5510	Ant1	10.17	0.97	11.14	24	Pass
NVNT	n40	5550	Ant1	10.48	1.24	11.72	24	Pass
NVNT	n40	5670	Ant1	10.26	0.97	11.23	24	Pass
NVNT	ac20	5500	Ant1	11.08	0.66	11.74	24	Pass
NVNT	ac20	5580	Ant1	11.61	0.69	12.3	24	Pass
NVNT	ac20	5700	Ant1	11.84	0.69	12.53	24	Pass
NVNT	ac40	5510	Ant1	10.41	1	11.41	24	Pass
NVNT	ac40	5550	Ant1	10.39	0.93	11.32	24	Pass
NVNT	ac40	5670	Ant1	10.8	1.27	12.07	24	Pass
NVNT	ac80	5530	Ant1	9.16	2.03	11.19	24	Pass
NVNT	ac80	5610	Ant1	8.97	1.86	10.83	24	Pass

Condition	Mode	Frequency (MHz)	Antenna	Conducted Power (dBm)	Duty Factor (dB)	Total Power (dBm)	Limit (dBm)	Verdict
NVNT	a	5500	Ant2	11.34	0.57	11.91	24	Pass
NVNT	a	5580	Ant2	11.23	0.72	11.95	24	Pass
NVNT	a	5700	Ant2	11.58	0.63	12.21	24	Pass
NVNT	n20	5500	Ant2	10.37	0.16	10.53	24	Pass
NVNT	n20	5580	Ant2	10.52	0.16	10.68	24	Pass
NVNT	n20	5700	Ant2	10.68	0.7	11.38	24	Pass
NVNT	n40	5510	Ant2	9.27	0.25	9.52	24	Pass
NVNT	n40	5550	Ant2	9.77	0.97	10.74	24	Pass
NVNT	n40	5670	Ant2	9.54	0.97	10.51	24	Pass
NVNT	ac20	5500	Ant2	10.04	0.69	10.73	24	Pass
NVNT	ac20	5580	Ant2	10.02	0.69	10.71	24	Pass
NVNT	ac20	5700	Ant2	10.69	0.65	11.34	24	Pass
NVNT	ac40	5510	Ant2	9.52	0.96	10.48	24	Pass
NVNT	ac40	5550	Ant2	9.89	1	10.89	24	Pass
NVNT	ac40	5670	Ant2	9.67	0.88	10.55	24	Pass
NVNT	ac80	5530	Ant2	8.47	1.66	10.13	24	Pass
NVNT	ac80	5610	Ant2	8.7	2.14	10.84	24	Pass



Shenzhen LCS Compliance Testing Laboratory Ltd.  
 Add: 101, 201 Bldg A & 301 Bldg C, Juji Industrial Park Yabianxueziwei, Shajing Street, Baoan District, Shenzhen, 518000, China  
 Tel: +(86) 0755-82591330 | E-mail: webmaster@lcs-cert.com | Web: www.lcs-cert.com  
 Scan code to check authenticity



MIMO

Condition	Mode	Frequency (MHz)	Total Power (dBm)			Limit (dBm)	Verdict
			Ant1	Ant2	Ant1+Ant2		
NVNT	n20	5500	12.32	10.53	14.53	23.88	Pass
NVNT	n20	5580	12.23	10.68	14.53	23.88	Pass
NVNT	n20	5700	12.53	11.38	15.00	23.88	Pass
NVNT	n40	5510	11.14	9.52	13.42	23.88	Pass
NVNT	n40	5550	11.72	10.74	14.27	23.88	Pass
NVNT	n40	5670	11.23	10.51	13.90	23.88	Pass
NVNT	ac20	5500	11.74	10.73	14.27	23.88	Pass
NVNT	ac20	5580	12.3	10.71	14.59	23.88	Pass
NVNT	ac20	5700	12.53	11.34	14.99	23.88	Pass
NVNT	ac40	5510	11.41	10.48	13.98	23.88	Pass
NVNT	ac40	5550	11.32	10.89	14.12	23.88	Pass
NVNT	ac40	5670	12.07	10.55	14.39	23.88	Pass
NVNT	ac80	5530	11.19	10.13	13.70	23.88	Pass
NVNT	ac80	5610	10.83	10.84	13.85	23.88	Pass





### F.3 Maximum Power Spectral Density Level

Condition	Mode	Frequency (MHz)	Antenna	Conducted PSD (dBm/MHz)	Duty Factor (dB)	Total PSD (dBm/MHz)	Limit (dBm/MHz)	Verdict
NVNT	a	5500	Ant1	1.94	0.6	2.54	11	Pass
NVNT	a	5580	Ant1	2.68	0.21	2.89	11	Pass
NVNT	a	5700	Ant1	2.19	0.57	2.76	11	Pass
NVNT	n20	5500	Ant1	0.73	1.04	1.77	11	Pass
NVNT	n20	5580	Ant1	0.87	0.66	1.53	11	Pass
NVNT	n20	5700	Ant1	0.6	0.7	1.3	11	Pass
NVNT	n40	5510	Ant1	-3.56	0.97	-2.59	11	Pass
NVNT	n40	5550	Ant1	-3.18	1.24	-1.94	11	Pass
NVNT	n40	5670	Ant1	-2.43	0.97	-1.46	11	Pass
NVNT	ac20	5500	Ant1	0.51	0.66	1.17	11	Pass
NVNT	ac20	5580	Ant1	0.78	0.69	1.47	11	Pass
NVNT	ac20	5700	Ant1	1.16	0.69	1.85	11	Pass
NVNT	ac40	5510	Ant1	-2.64	1	-1.64	11	Pass
NVNT	ac40	5550	Ant1	-3.43	0.93	-2.5	11	Pass
NVNT	ac40	5670	Ant1	-3.01	1.27	-1.74	11	Pass
NVNT	ac80	5530	Ant1	-7.87	2.03	-5.84	11	Pass
NVNT	ac80	5610	Ant1	-7.96	1.86	-6.1	11	Pass

Condition	Mode	Frequency (MHz)	Antenna	Conducted PSD (dBm/MHz)	Duty Factor (dB)	Total PSD (dBm/MHz)	Limit (dBm/MHz)	Verdict
NVNT	a	5500	Ant2	0.84	0.57	1.41	11	Pass
NVNT	a	5580	Ant2	0.63	0.72	1.35	11	Pass
NVNT	a	5700	Ant2	1.05	0.63	1.68	11	Pass
NVNT	n20	5500	Ant2	-0.18	0.16	-0.02	11	Pass
NVNT	n20	5580	Ant2	-0.43	0.16	-0.27	11	Pass
NVNT	n20	5700	Ant2	-0.1	0.7	0.6	11	Pass
NVNT	n40	5510	Ant2	-4.32	0.25	-4.07	11	Pass
NVNT	n40	5550	Ant2	-3.99	0.97	-3.02	11	Pass
NVNT	n40	5670	Ant2	-3.66	0.97	-2.69	11	Pass
NVNT	ac20	5500	Ant2	-0.6	0.69	0.09	11	Pass
NVNT	ac20	5580	Ant2	-0.54	0.69	0.15	11	Pass
NVNT	ac20	5700	Ant2	0.22	0.65	0.87	11	Pass
NVNT	ac40	5510	Ant2	-4.06	0.96	-3.1	11	Pass
NVNT	ac40	5550	Ant2	-3.86	1	-2.86	11	Pass
NVNT	ac40	5670	Ant2	-3.79	0.88	-2.91	11	Pass
NVNT	ac80	5530	Ant2	-7.3	1.66	-5.64	11	Pass
NVNT	ac80	5610	Ant2	-7	2.14	-4.86	11	Pass



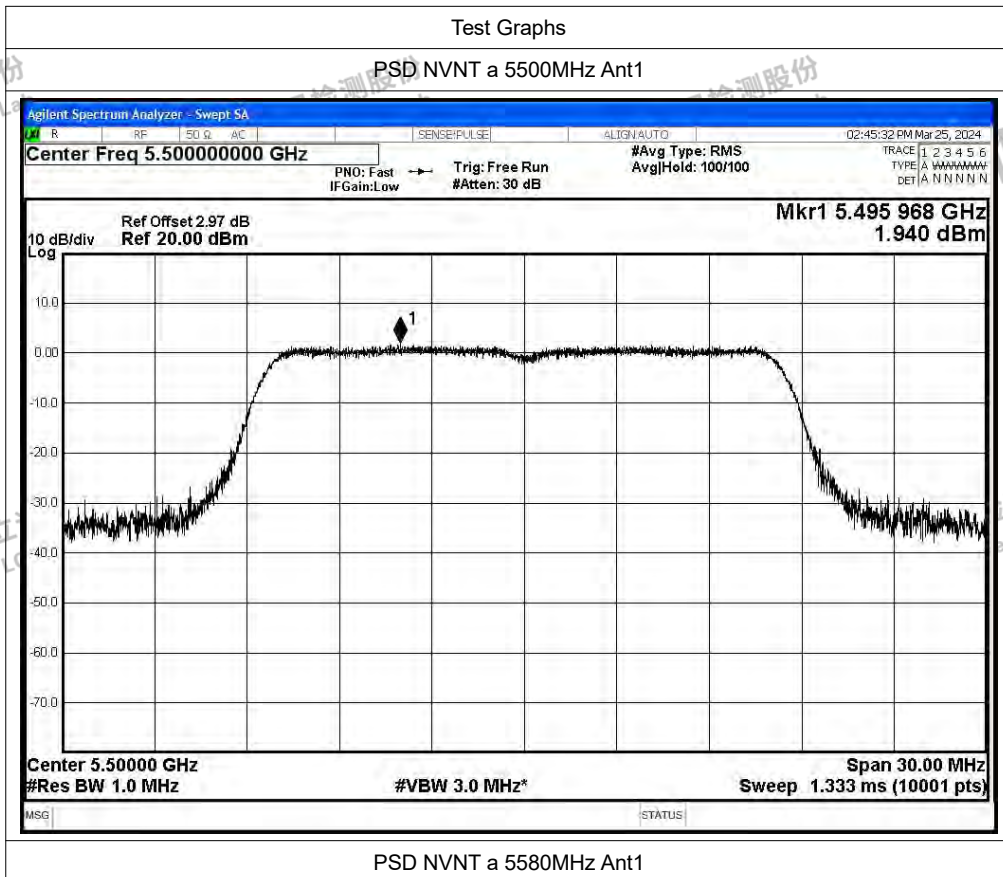
Shenzhen LCS Compliance Testing Laboratory Ltd.  
 Add: 101, 201 Bldg A & 301 Bldg C, Juji Industrial Park Yabianxueziwei, Shajing Street, Baoan District, Shenzhen, 518000, China  
 Tel: +(86) 0755-82591330 | E-mail: webmaster@lcs-cert.com | Web: www.lcs-cert.com  
 Scan code to check authenticity





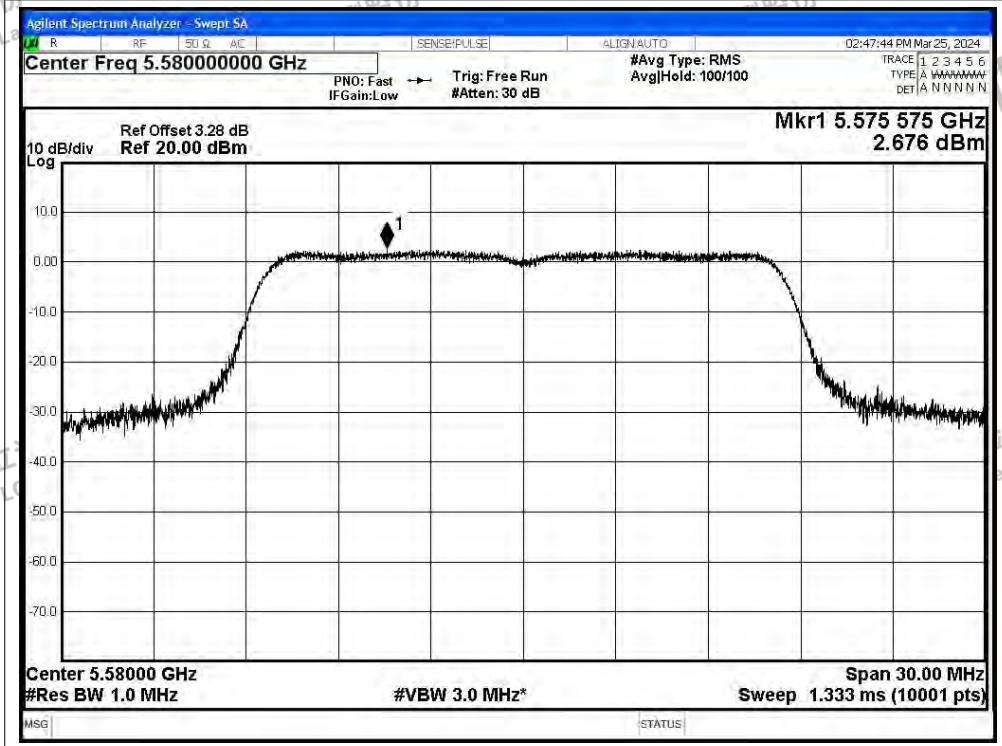
MIMO

Condition	Mode	Frequency (MHz)	Total PSD (dBm/MHz)			Limit (dBm/MHz)	Verdict
			Ant1	Ant2	Ant1+Ant2		
NVNT	n20	5500	1.77	-0.02	3.98	10.38	Pass
NVNT	n20	5580	1.53	-0.27	3.73	10.38	Pass
NVNT	n20	5700	1.3	0.6	3.97	10.38	Pass
NVNT	n40	5510	-2.59	-4.07	-0.26	10.38	Pass
NVNT	n40	5550	-1.94	-3.02	0.56	10.38	Pass
NVNT	n40	5670	-1.46	-2.69	0.98	10.38	Pass
NVNT	ac20	5500	1.17	0.09	3.67	10.38	Pass
NVNT	ac20	5580	1.47	0.15	3.87	10.38	Pass
NVNT	ac20	5700	1.85	0.87	4.40	10.38	Pass
NVNT	ac40	5510	-1.64	-3.1	0.70	10.38	Pass
NVNT	ac40	5550	-2.5	-2.86	0.33	10.38	Pass
NVNT	ac40	5670	-1.74	-2.91	0.72	10.38	Pass
NVNT	ac80	5530	-5.84	-5.64	-2.73	10.38	Pass
NVNT	ac80	5610	-6.1	-4.86	-2.43	10.38	Pass



PSD NVNT a 5580MHz Ant1

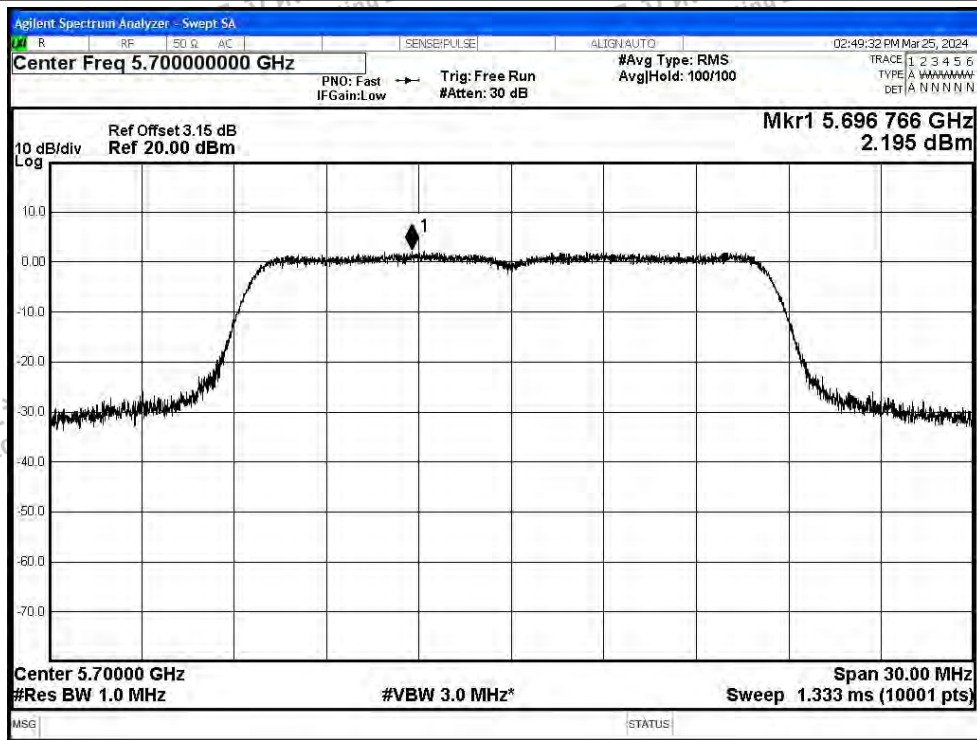




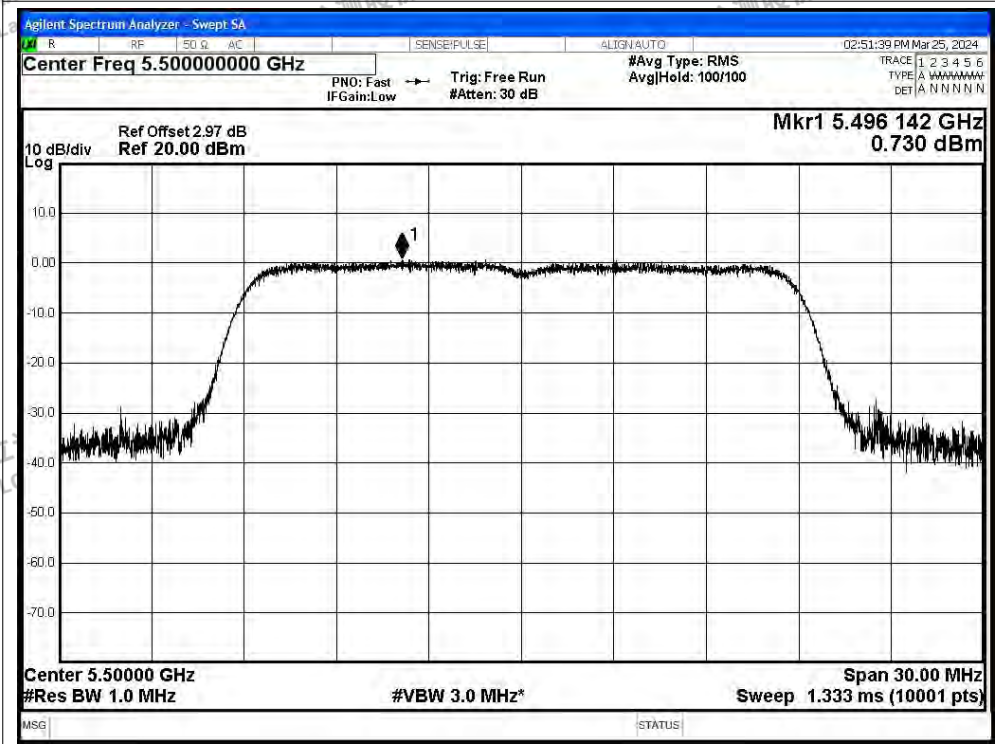
Shenzhen LCS Compliance Testing Laboratory Ltd.  
Add: 101, 201 Bldg A & 301 Bldg C, Juji Industrial Park Yabianxueziwei, Shajing Street, Baoan District, Shenzhen, 518000, China  
Tel: +(86) 0755-82591330 | E-mail: webmaster@lcs-cert.com | Web: www.lcs-cert.com  
Scan code to check authenticity



PSD NVNT a 5700MHz Ant1

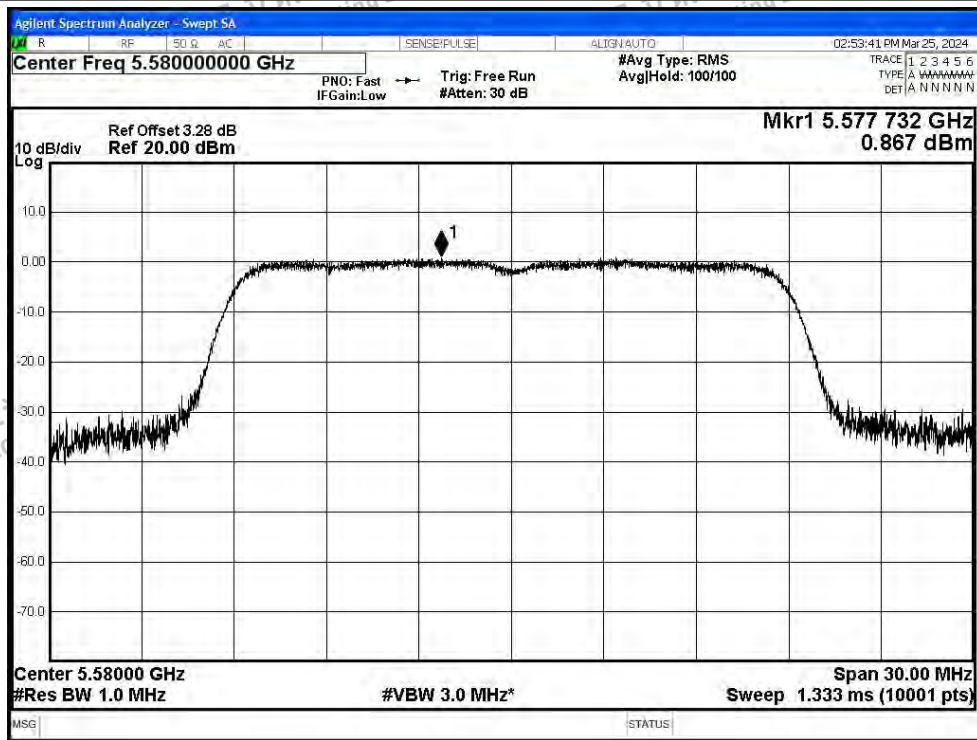


PSD NVNT n20 5500MHz Ant1

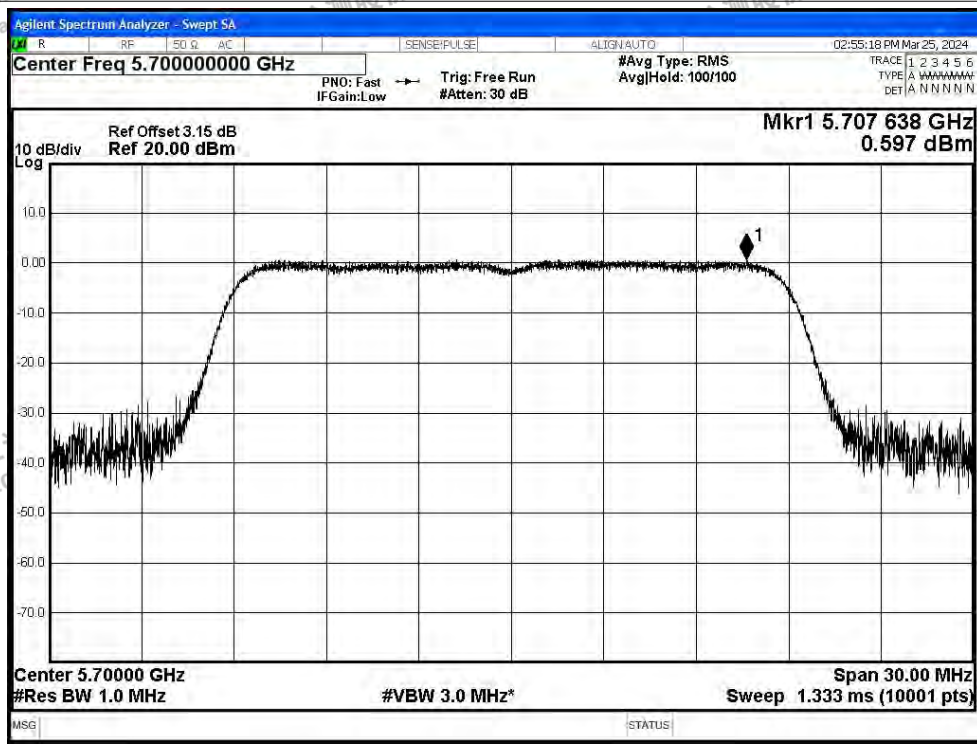




PSD NVNT n20 5580MHz Ant1

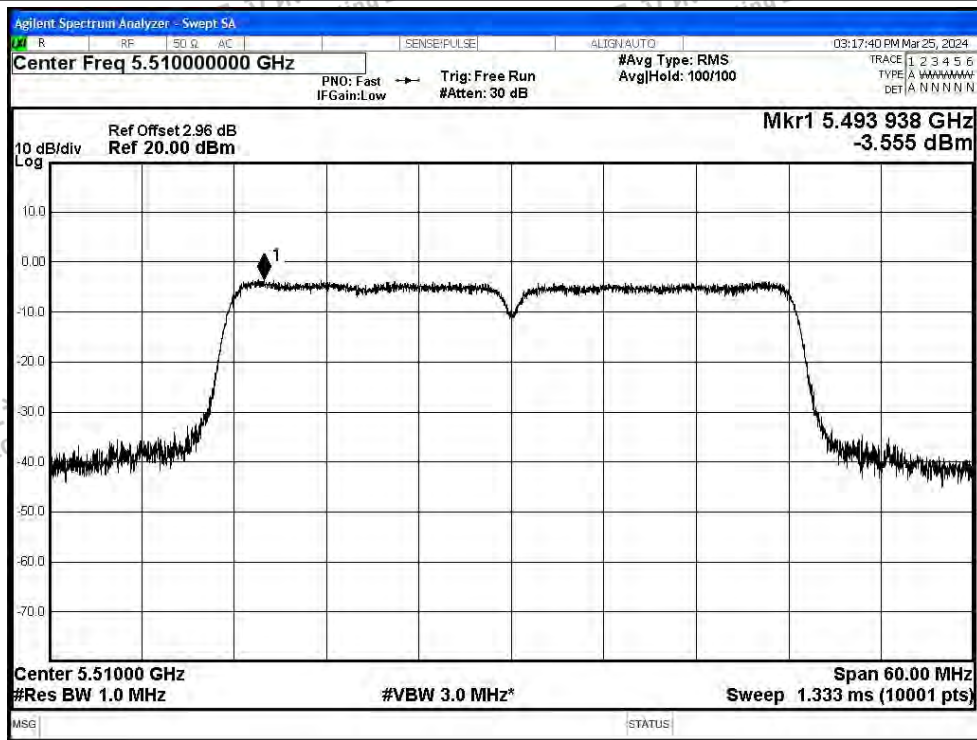


PSD NVNT n20 5700MHz Ant1

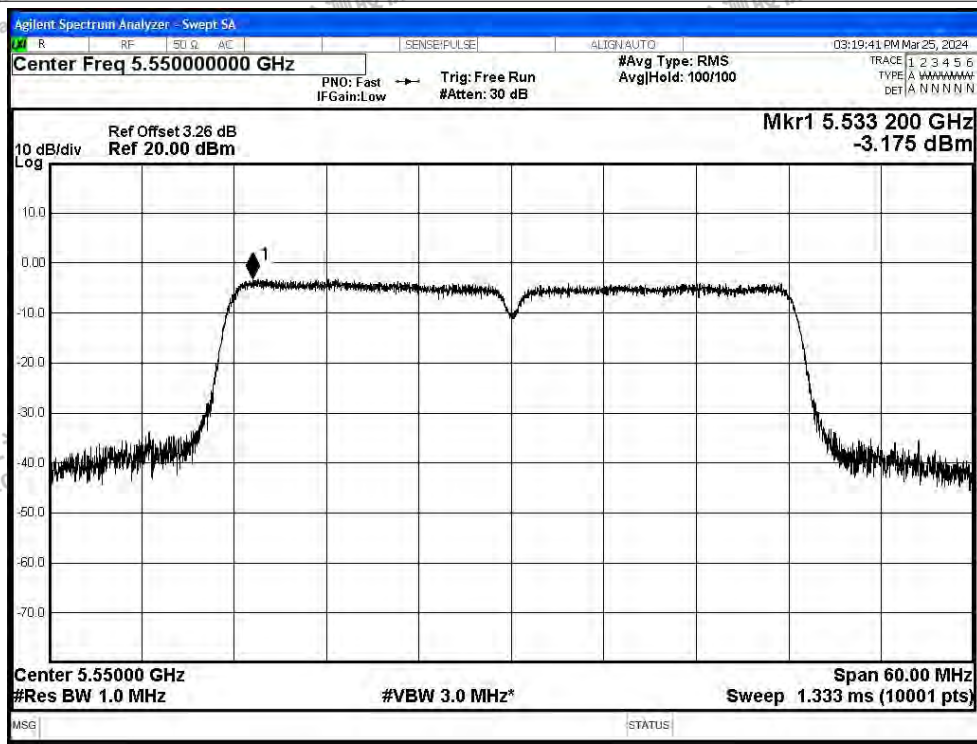




PSD NVNT n40 5510MHz Ant1

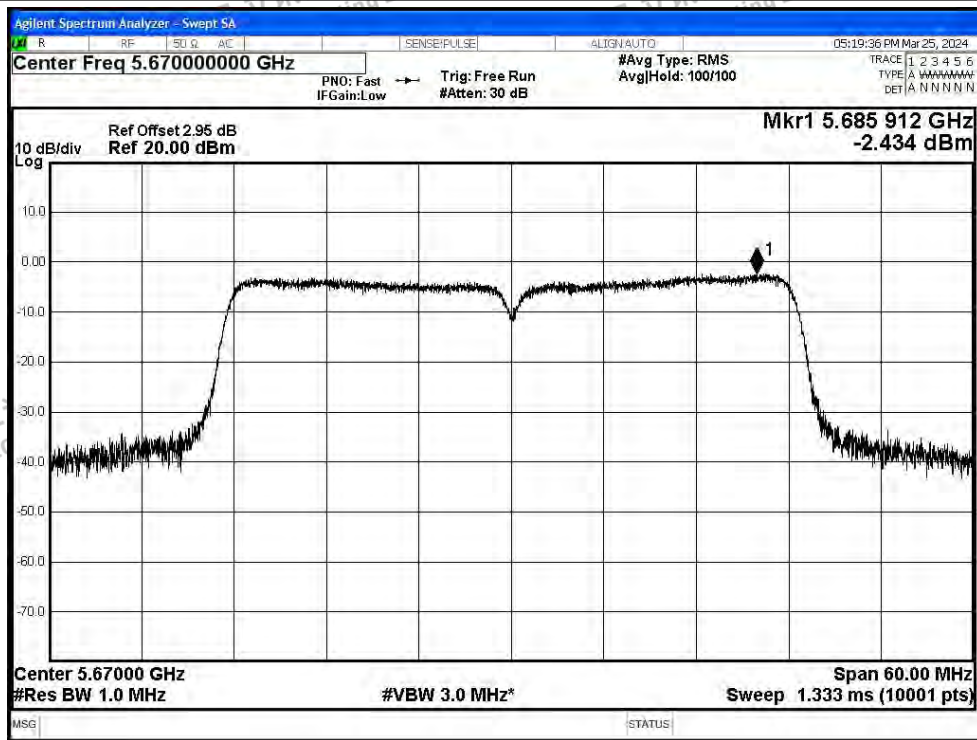


PSD NVNT n40 5550MHz Ant1

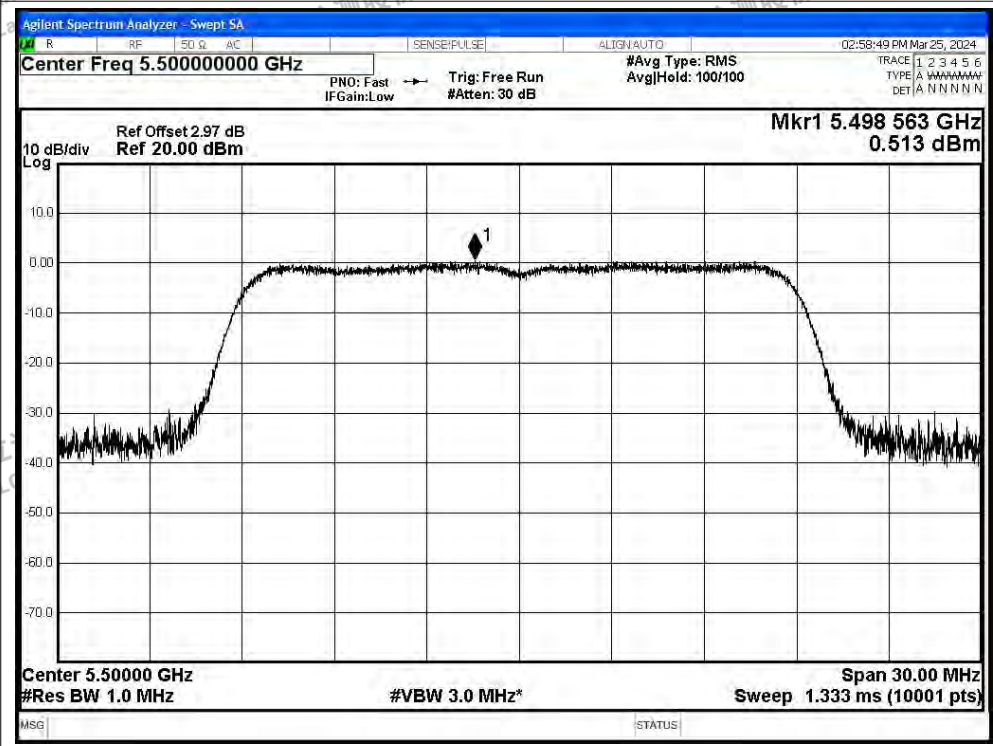




PSD NVNT n40 5670MHz Ant1

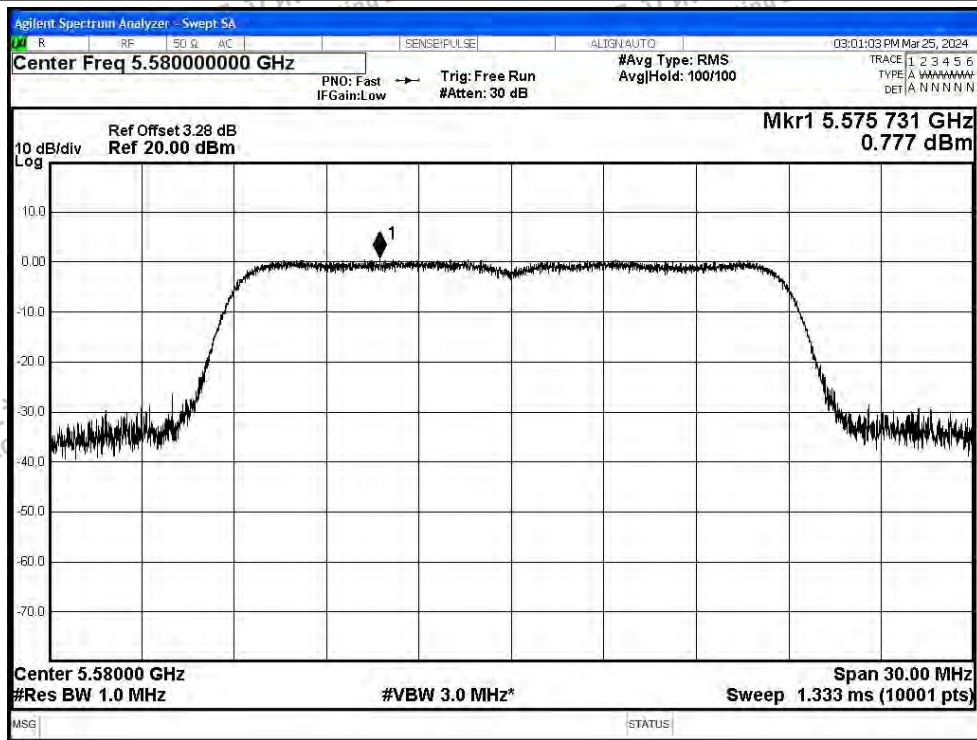


PSD NVNT ac20 5500MHz Ant1

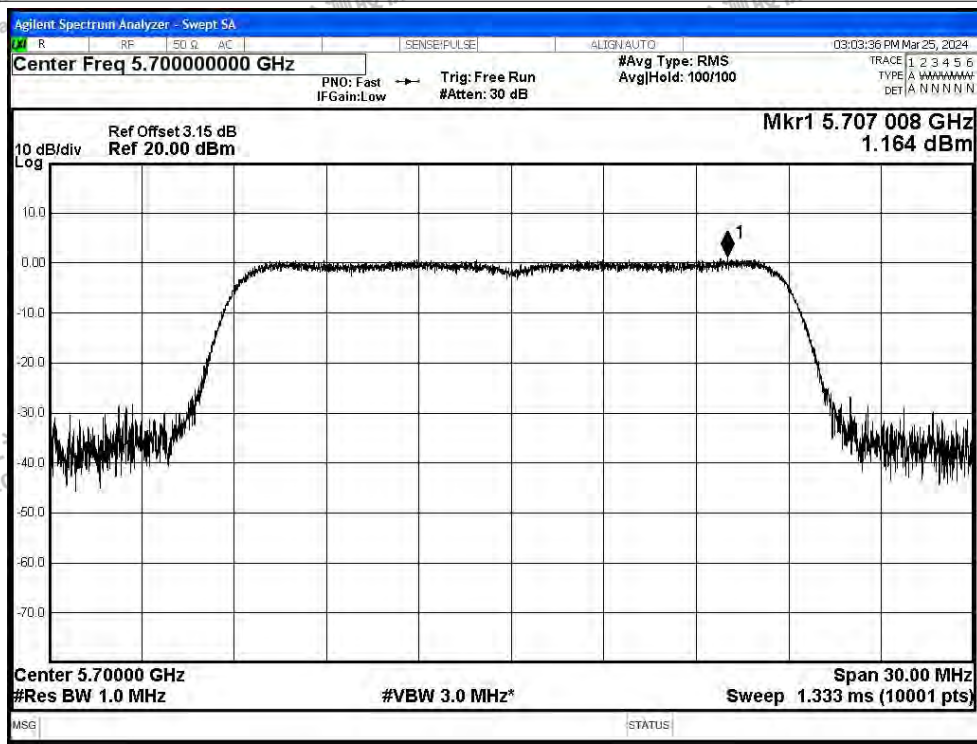




PSD NVNT ac20 5580MHz Ant1

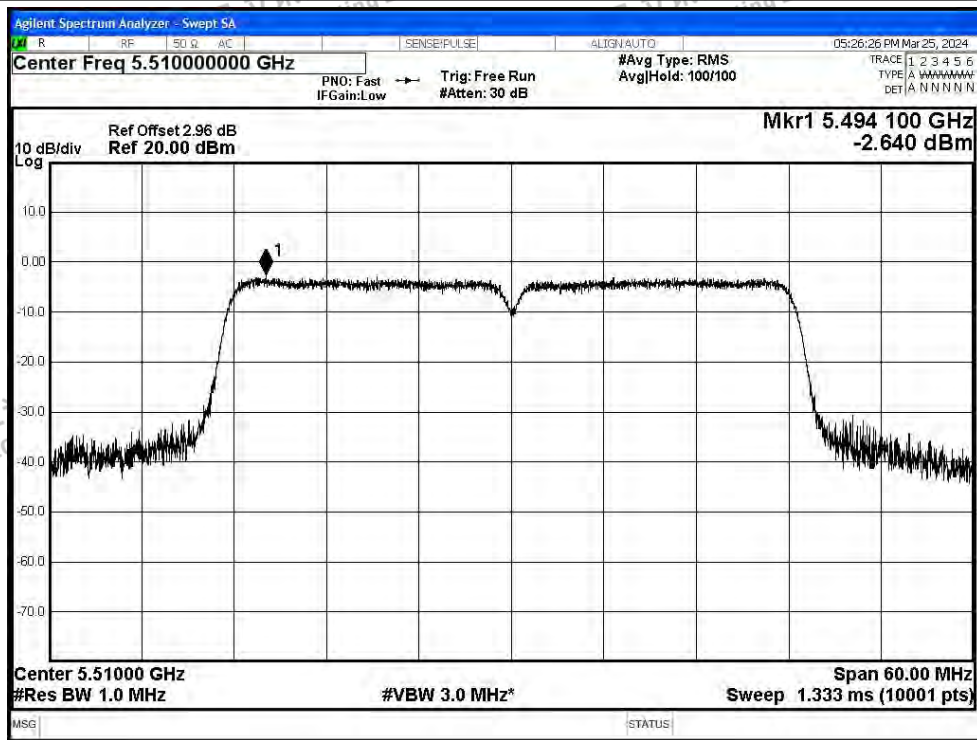


PSD NVNT ac20 5700MHz Ant1

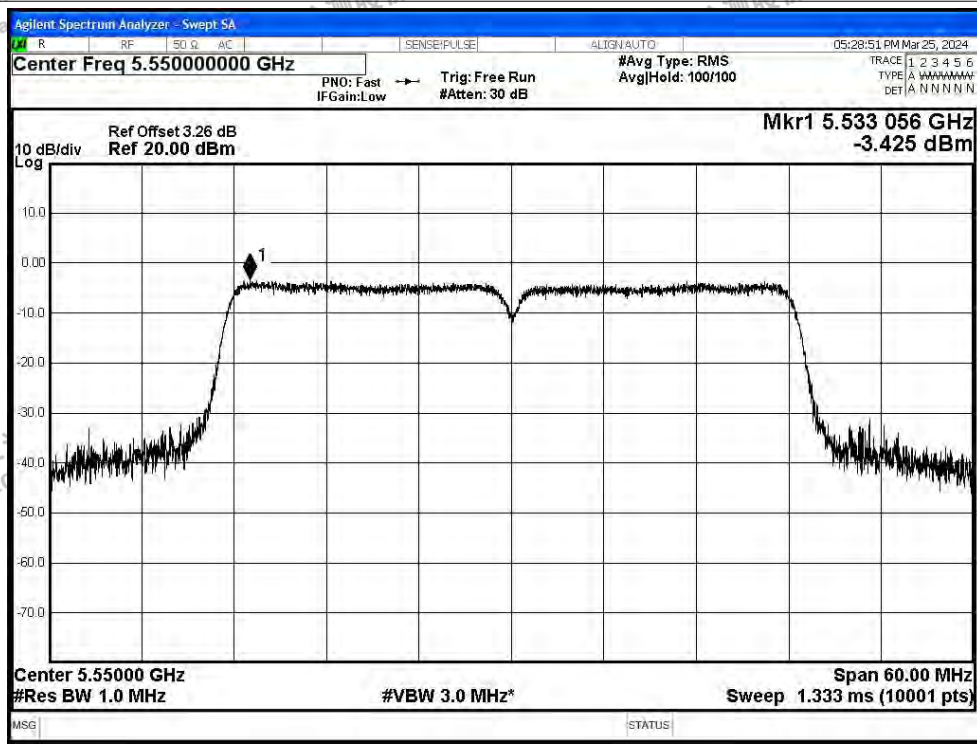




PSD NVNT ac40 5510MHz Ant1



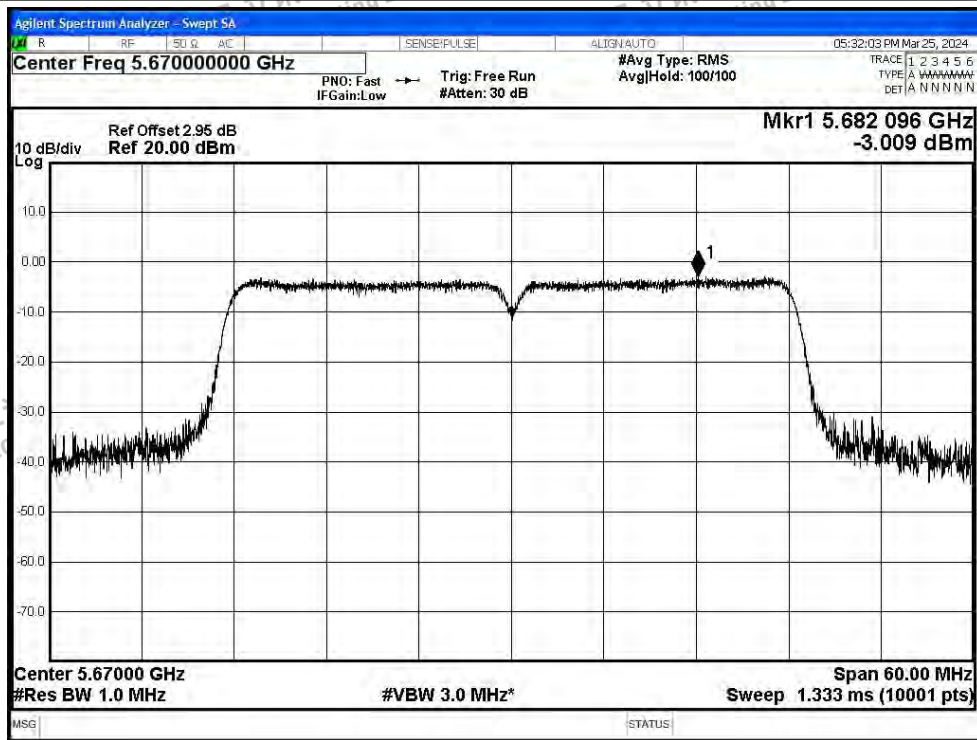
PSD NVNT ac40 5550MHz Ant1



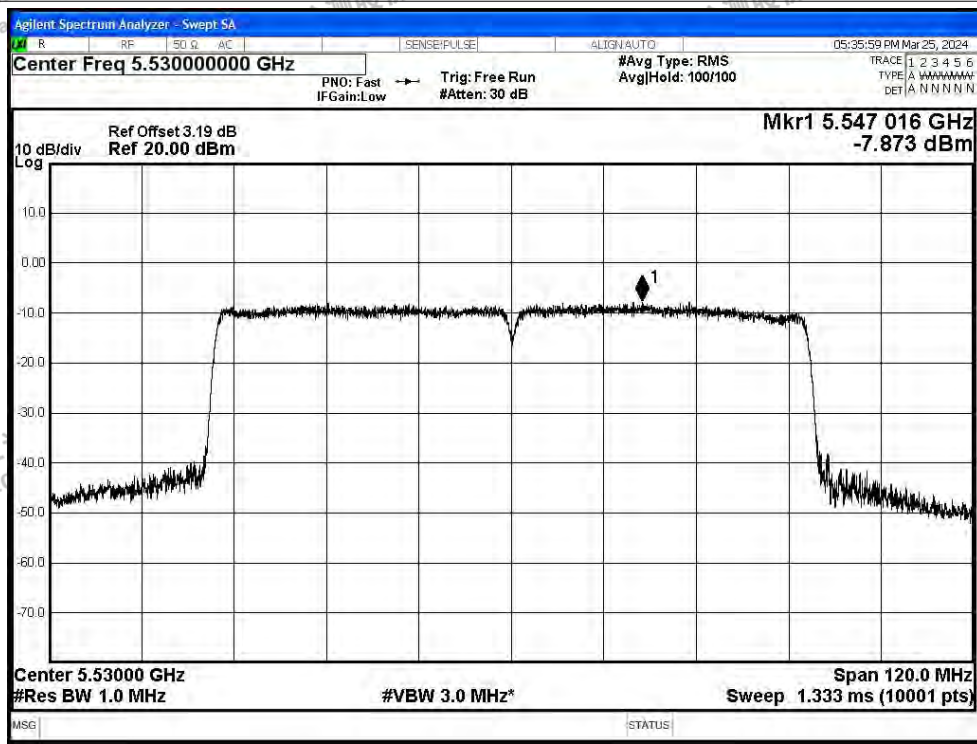




PSD NVNT ac40 5670MHz Ant1

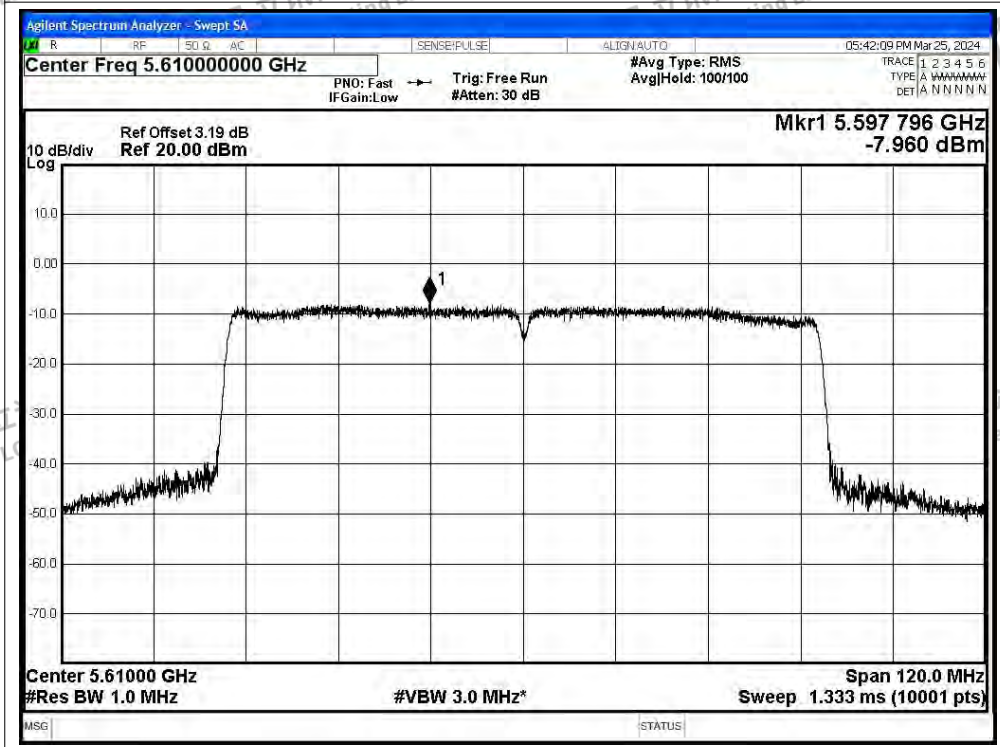


PSD NVNT ac80 5530MHz Ant1





PSD NVNT ac80 5610MHz Ant1

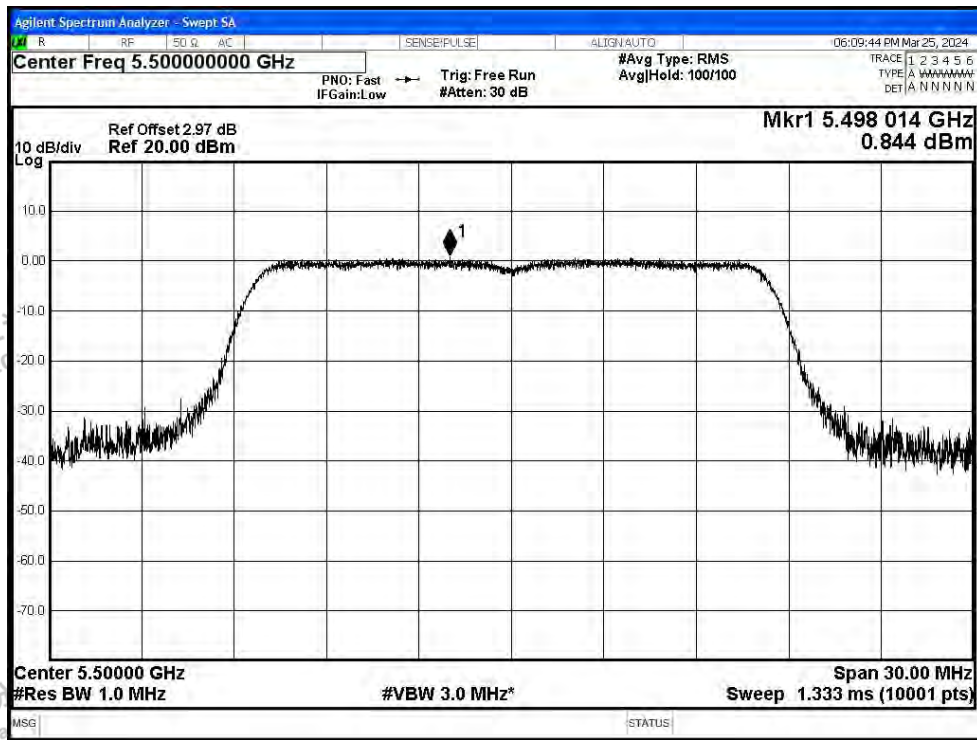


Shenzhen LCS Compliance Testing Laboratory Ltd.  
 Add: 101, 201 Bldg A & 301 Bldg C, Juji Industrial Park Yabianxueziwei, Shajing Street, Baoan District, Shenzhen, 518000, China  
 Tel: +(86) 0755-82591330 | E-mail: webmaster@lcs-cert.com | Web: www.lcs-cert.com  
 Scan code to check authenticity

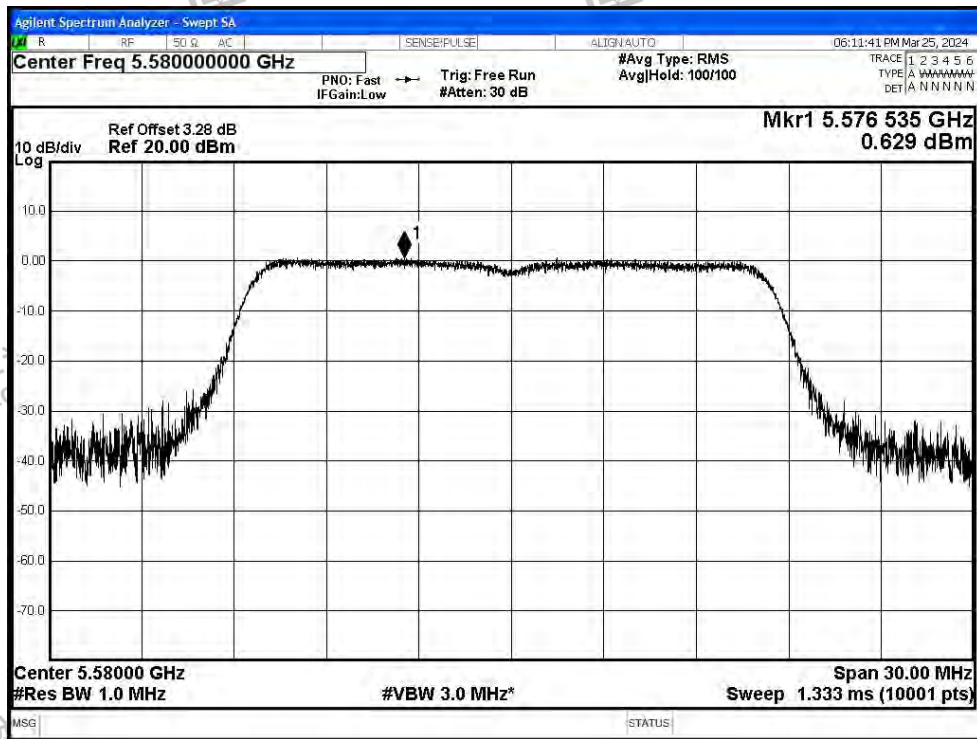


Test Graphs

PSD NVNT a 5500MHz Ant2

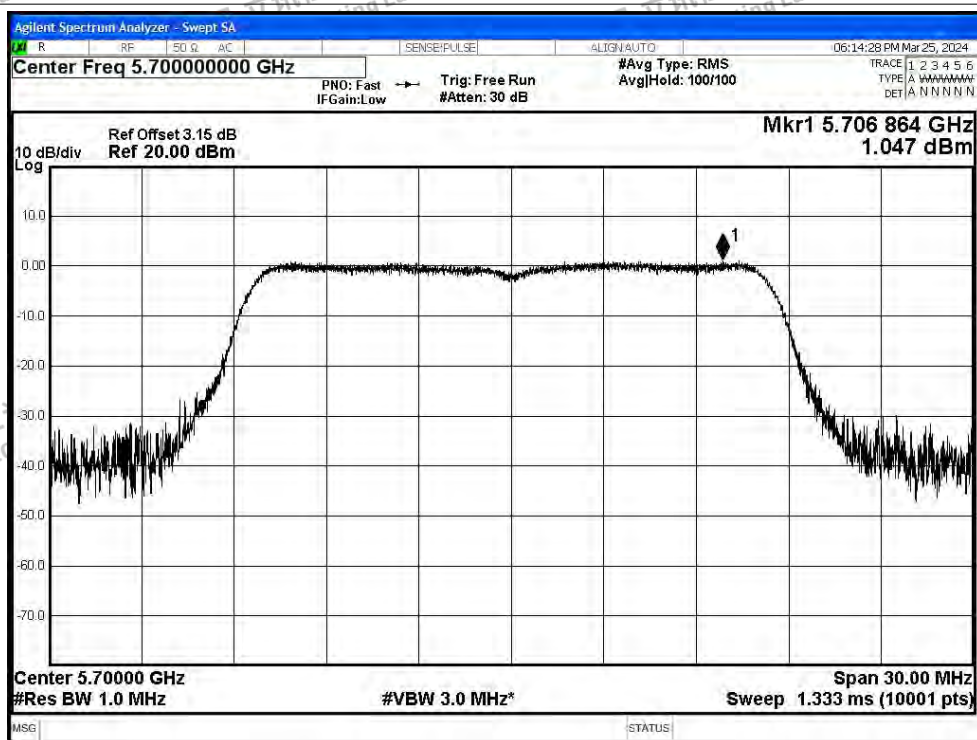


PSD NVNT a 5580MHz Ant2

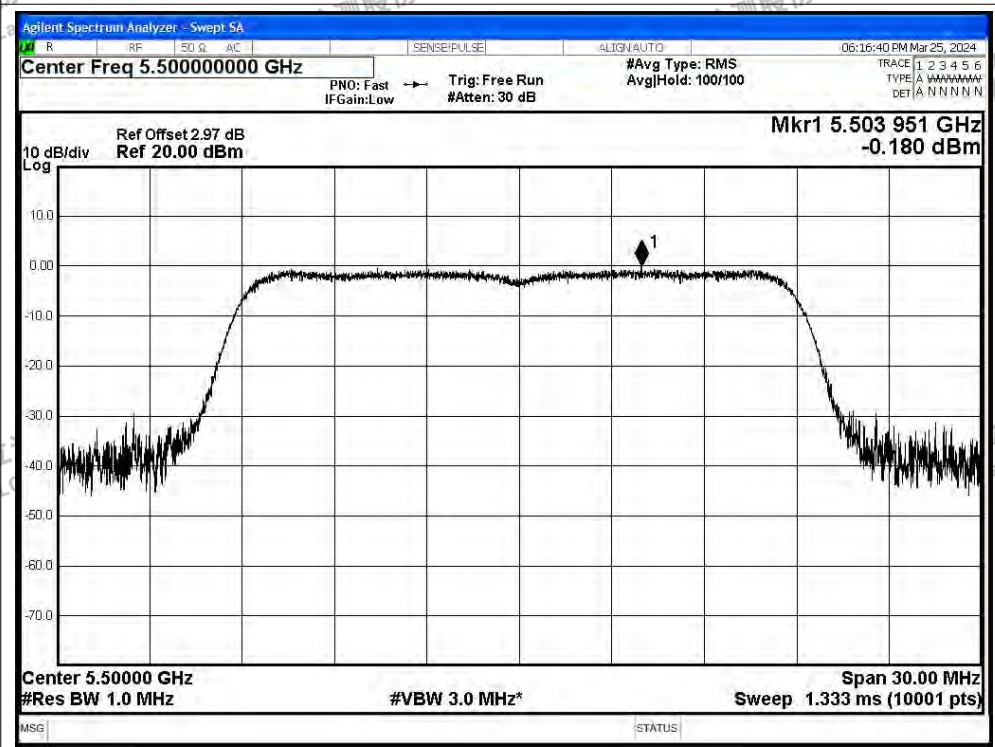




PSD NVNT a 5700MHz Ant2

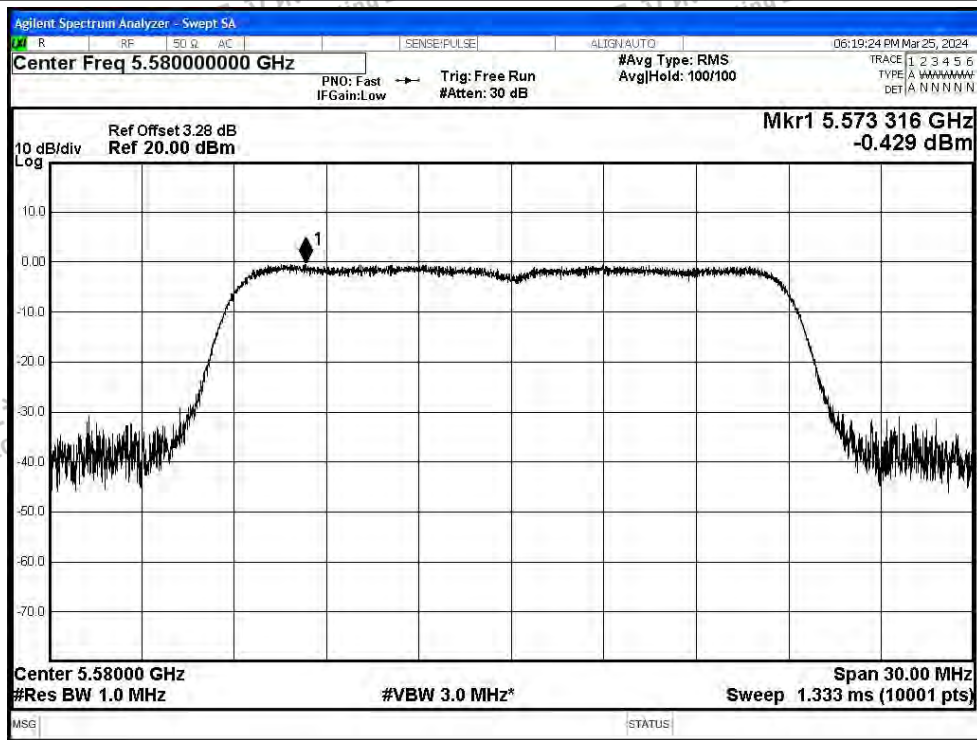


PSD NVNT n20 5500MHz Ant2

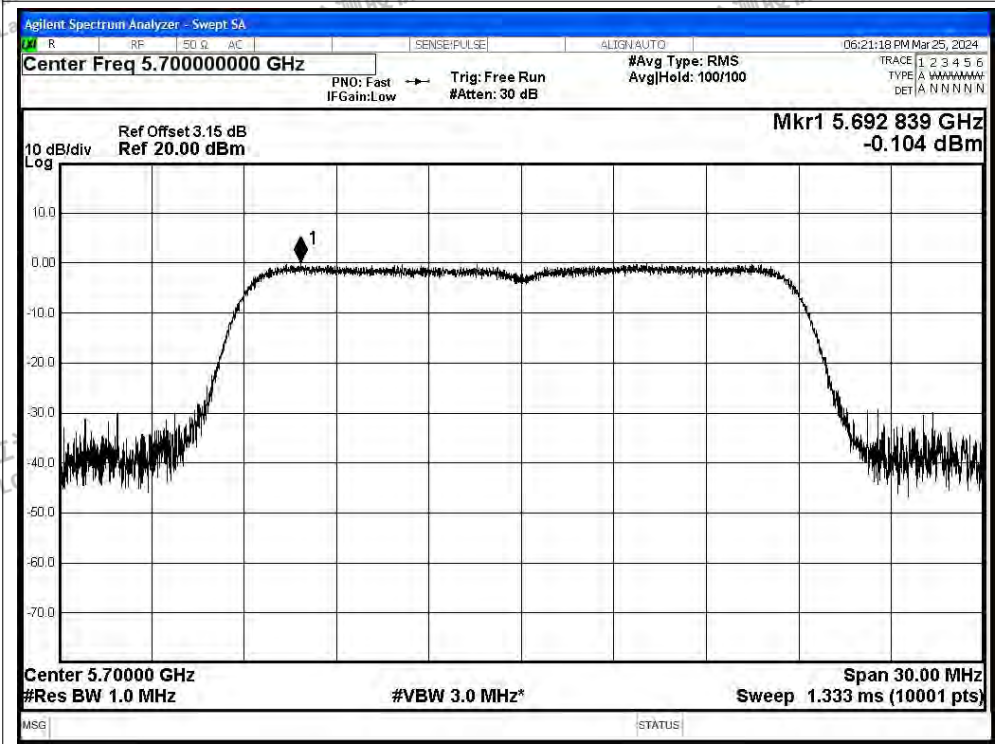




PSD NVNT n20 5580MHz Ant2

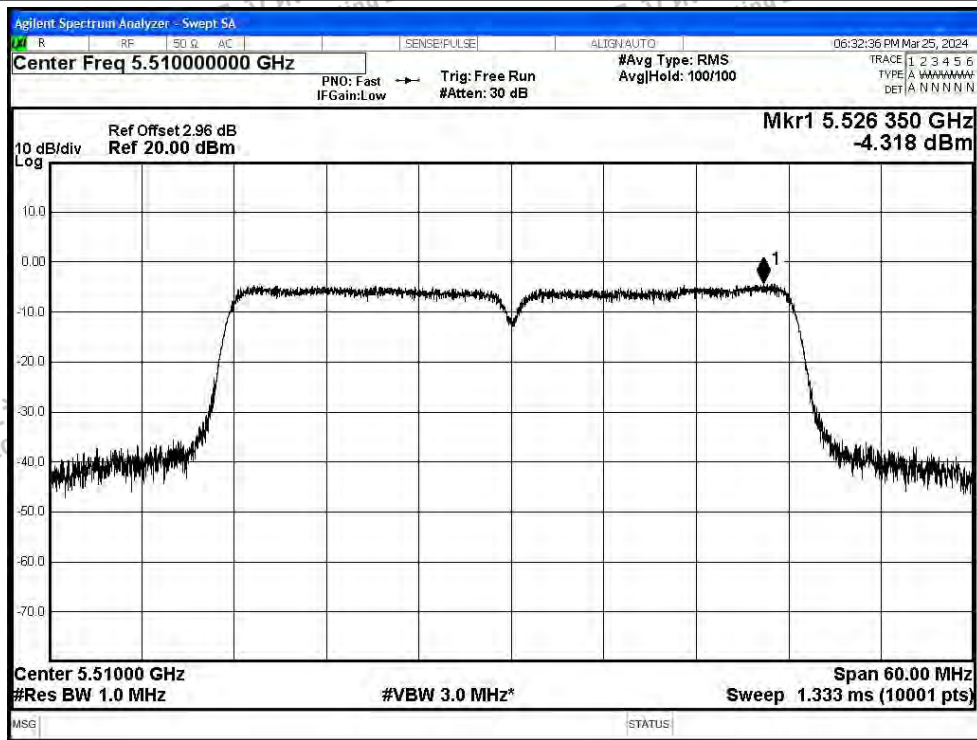


PSD NVNT n20 5700MHz Ant2

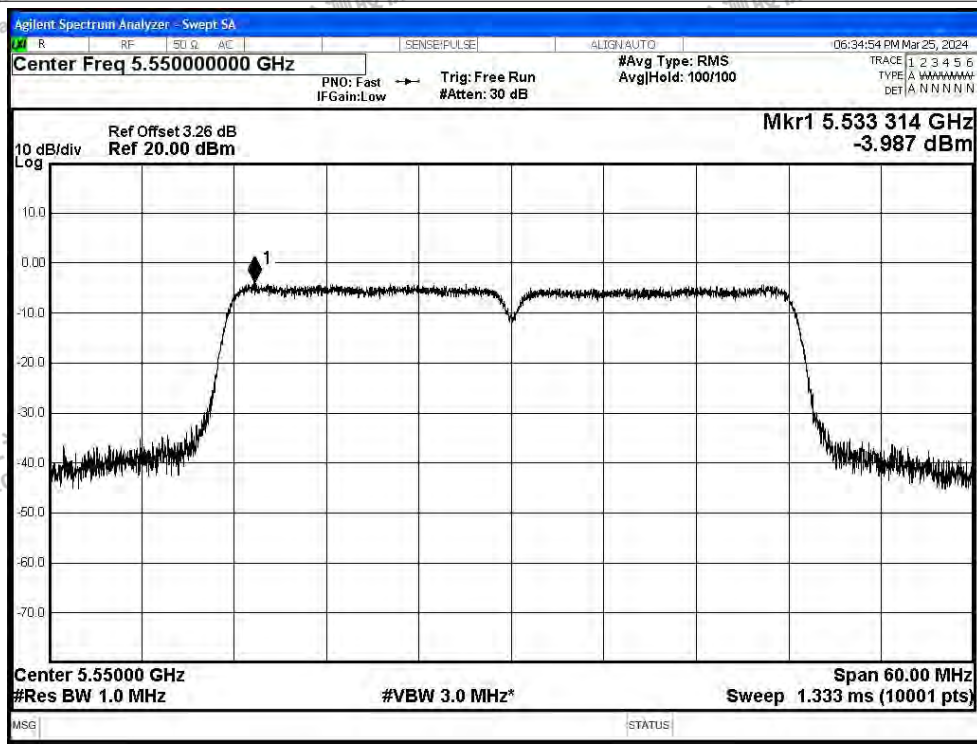




PSD NVNT n40 5510MHz Ant2

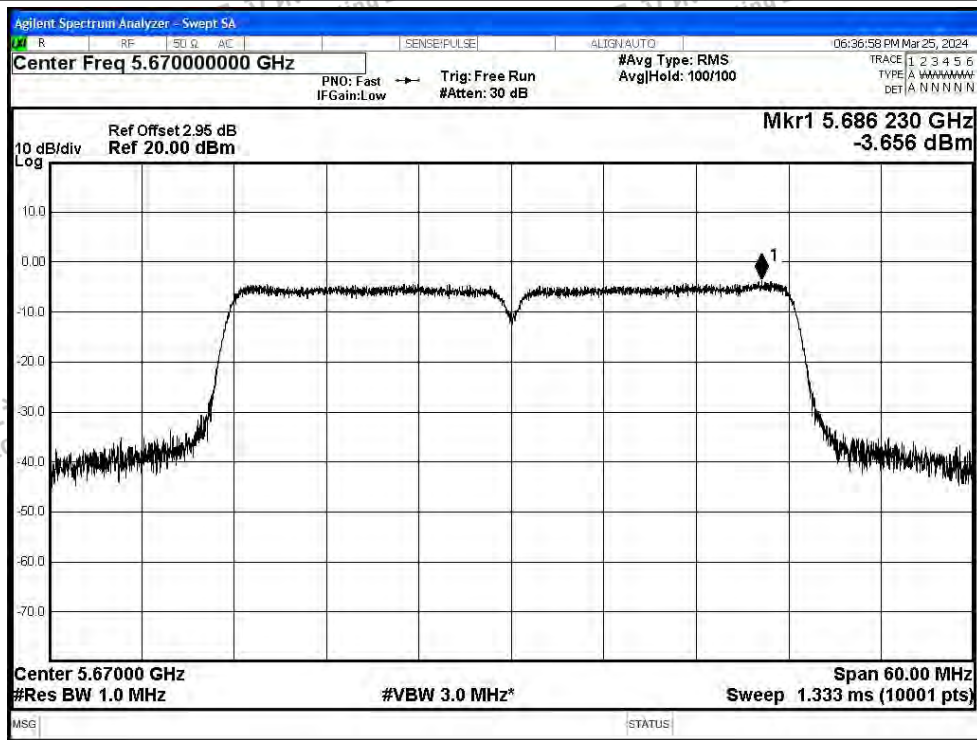


PSD NVNT n40 5550MHz Ant2

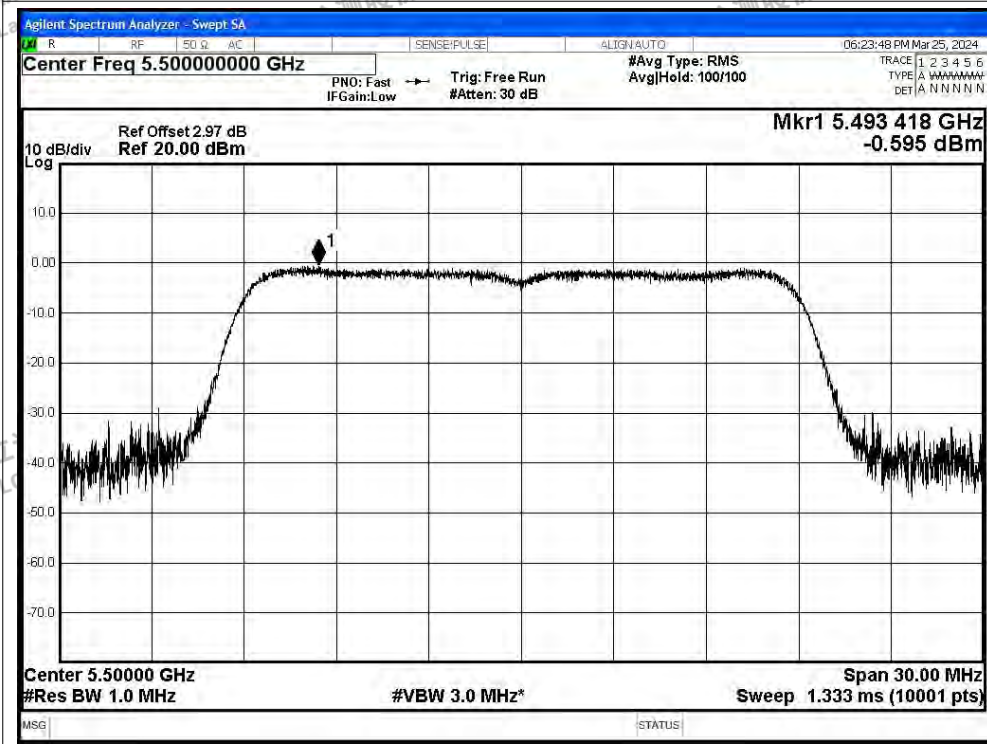




PSD NVNT n40 5670MHz Ant2

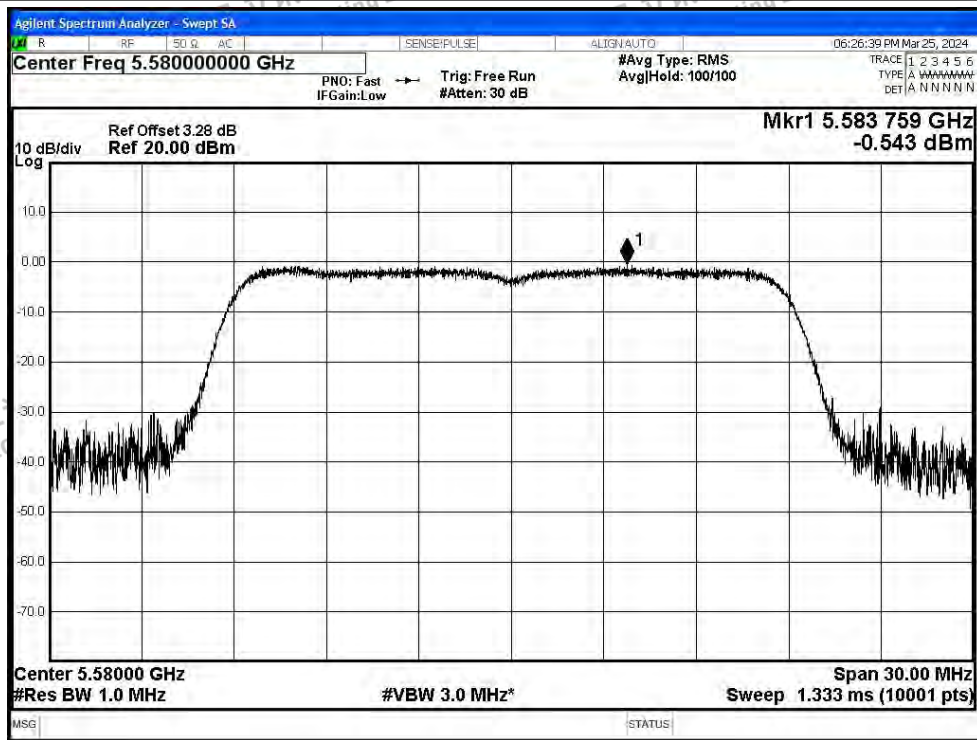


PSD NVNT ac20 5500MHz Ant2

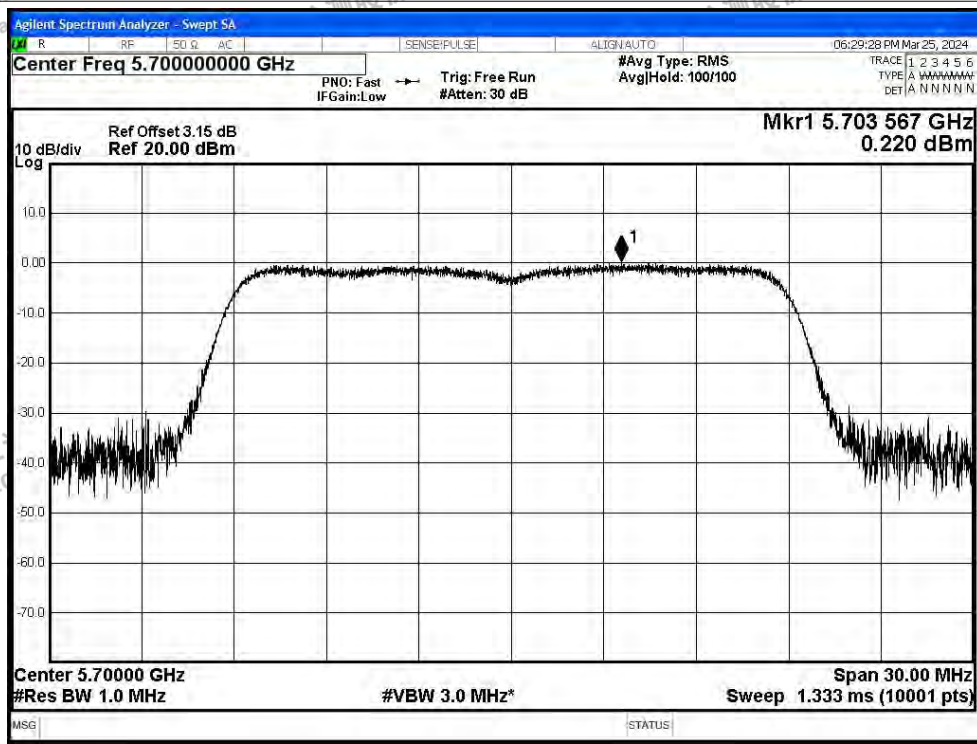




PSD NVNT ac20 5580MHz Ant2



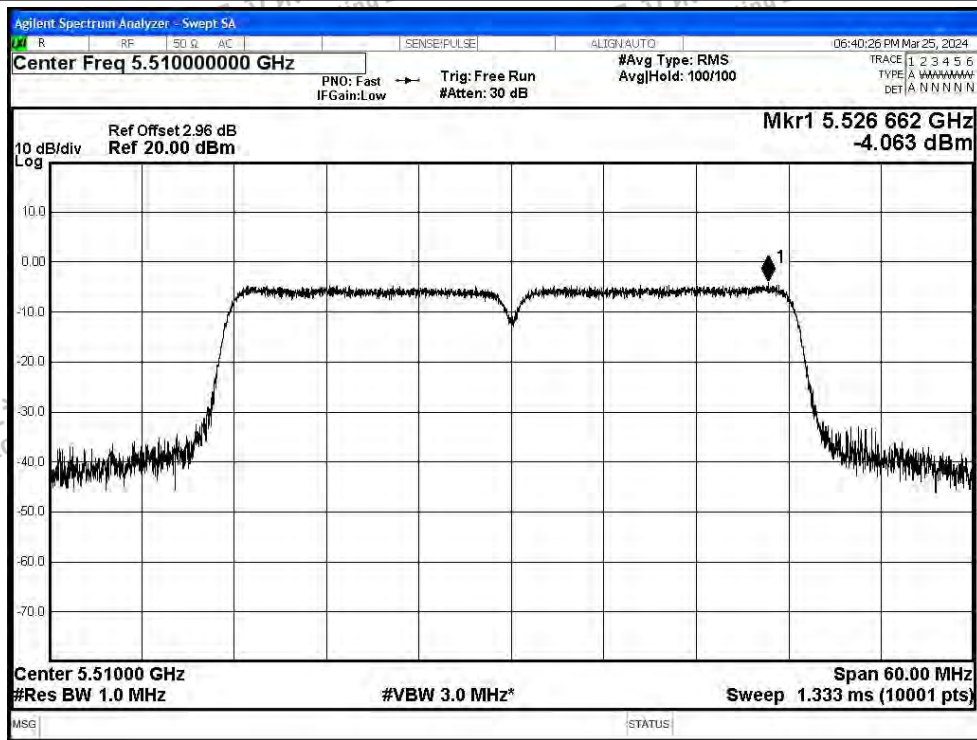
PSD NVNT ac20 5700MHz Ant2



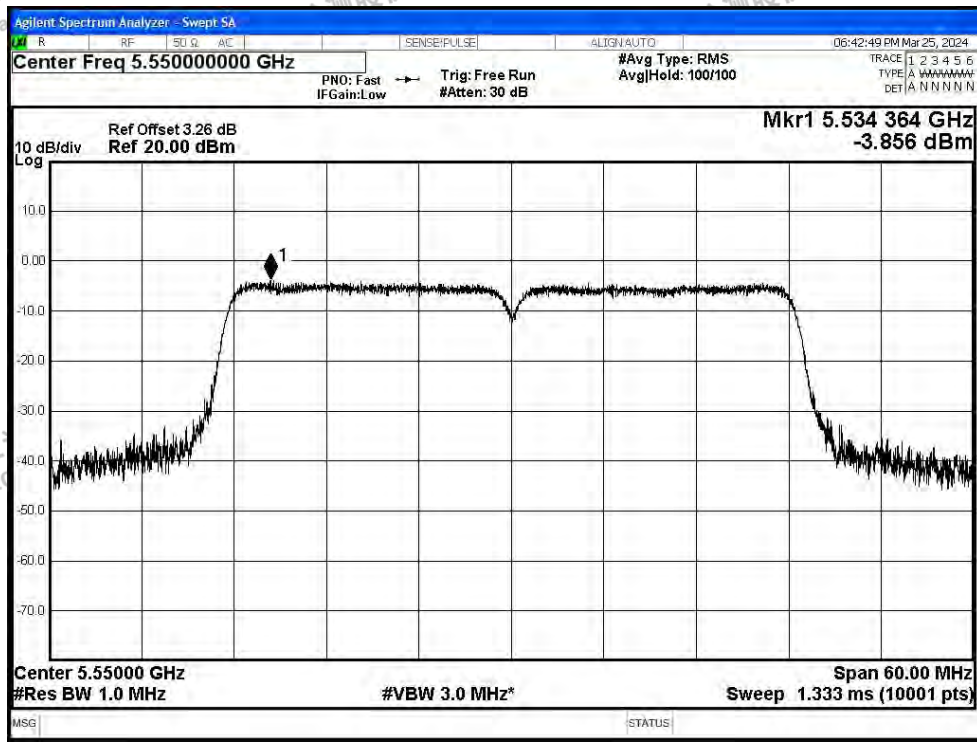




PSD NVNT ac40 5510MHz Ant2

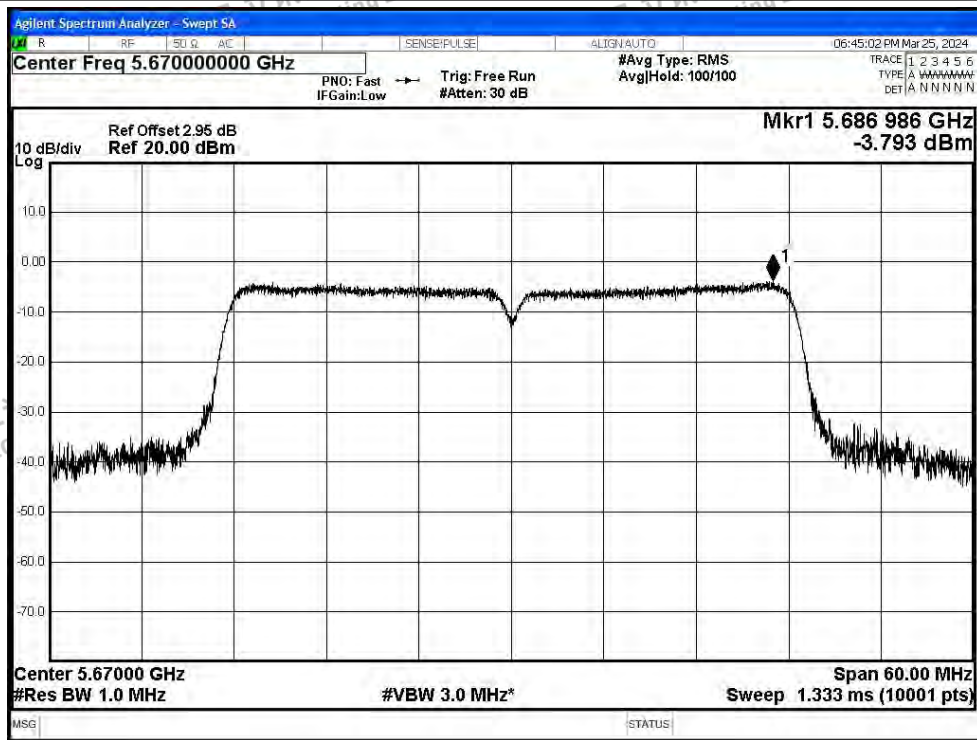


PSD NVNT ac40 5550MHz Ant2

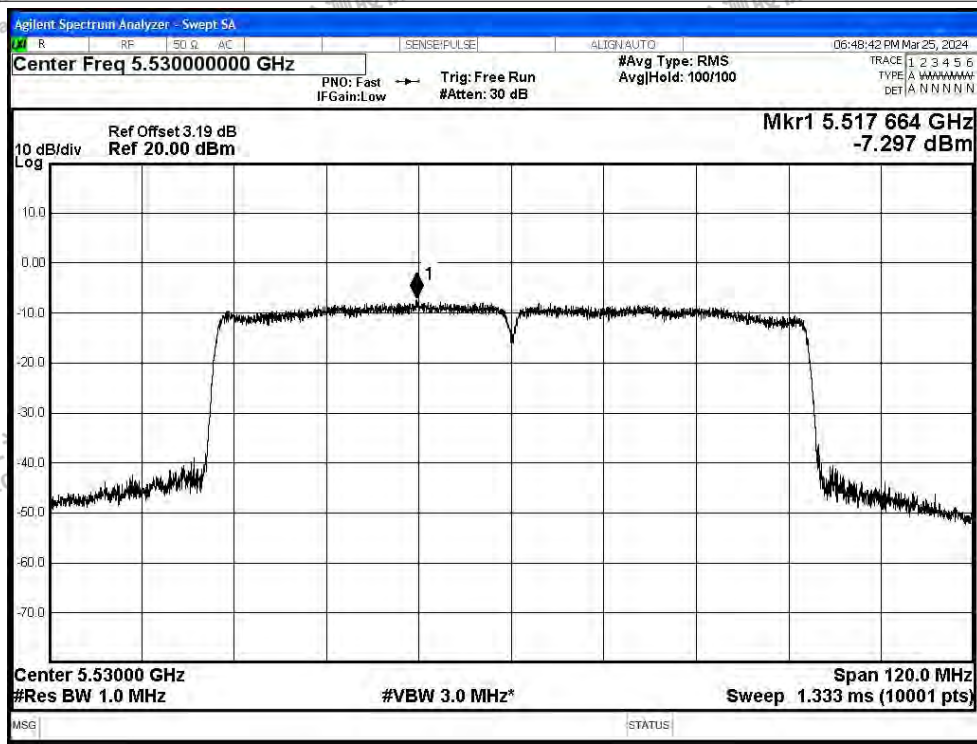




PSD NVNT ac40 5670MHz Ant2

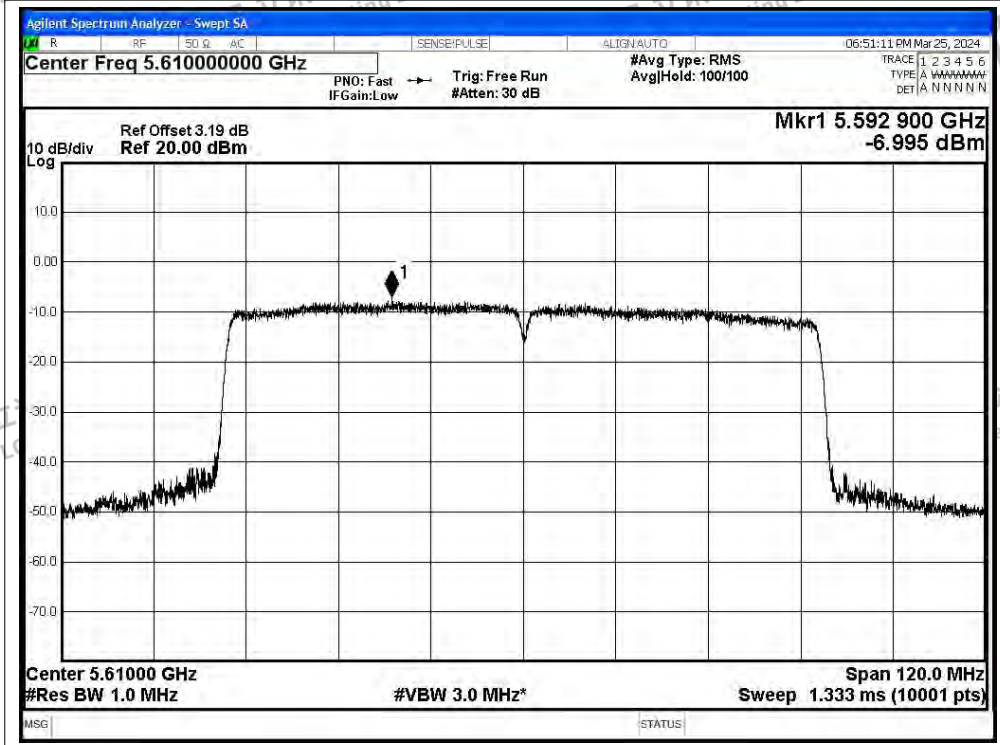


PSD NVNT ac80 5530MHz Ant2





PSD NVNT ac80 5610MHz Ant2



Shenzhen LCS Compliance Testing Laboratory Ltd.  
 Add: 101, 201 Bldg A & 301 Bldg C, Juji Industrial Park Yabianxueziwei, Shajing Street, Baoan District, Shenzhen, 518000, China  
 Tel: +(86) 0755-82591330 | E-mail: webmaster@lcs-cert.com | Web: www.lcs-cert.com  
 Scan code to check authenticity



### F.4 Restrict Band

Condition	Mode	Frequency (MHz)	Spur Freq (MHz)	Power (dBm)	Gain (dBi)	Duty Factor (dB)	E (dBuV/m)	Detector	Limit (dBuV/m)	Verdict
NVNT	a	5500	5460	-42.7	3.61	-	56.17	Peak	74	Pass
NVNT	a	5500	5460	-53.36	3.61	0.6	45.51	Average	54	Pass
NVNT	a	5500	5469.8	-33.96	3.61	-	64.91	Peak	74	Pass
NVNT	a	5500	5469.4	-47.54	3.61	0.6	51.33	Average	54	Pass
NVNT	a	5500	5470	-35.2	3.61	-	63.67	Peak	74	Pass
NVNT	a	5500	5470	-47.77	3.61	0.6	51.10	Average	54	Pass
NVNT	a	5700	5725	-39.82	3.61	-	59.05	Peak	74	Pass
NVNT	a	5700	5725	-50.61	3.61	0.57	48.26	Average	54	Pass
NVNT	a	5700	5725.6	-33.1	3.61	-	65.77	Peak	74	Pass
NVNT	a	5700	5725.6	-49.9	3.61	0.57	48.97	Average	54	Pass
NVNT	a	5700	5735	-44.76	3.61	-	54.11	Peak	74	Pass
NVNT	a	5700	5735	-53.8	3.61	0.57	45.07	Average	54	Pass
NVNT	n20mimo	5500	5460	-43.17	6.62	-	58.71	Peak	74	Pass
NVNT	n20mimo	5500	5460	-53.87	6.62	1.04	48.01	Average	54	Pass
NVNT	n20mimo	5500	5468.8	-35.85	6.62	-	66.03	Peak	74	Pass
NVNT	n20mimo	5500	5469.8	-42.5	6.62	1.04	51.38	Average	54	Pass
NVNT	n20mimo	5500	5470	-37.73	6.62	-	64.15	Peak	74	Pass
NVNT	n20mimo	5500	5470	-47.94	6.62	1.04	53.94	Average	54	Pass
NVNT	n20mimo	5700	5725	-32.81	6.62	-	69.07	Peak	74	Pass
NVNT	n20mimo	5700	5725	-50.39	6.62	0.7	51.49	Average	54	Pass
NVNT	n20mimo	5700	5726.6	-31.15	6.62	-	70.73	Peak	74	Pass
NVNT	n20mimo	5700	5726.4	-48.1	6.62	0.7	53.78	Average	54	Pass
NVNT	n20mimo	5700	5735	-46.28	6.62	-	55.60	Peak	74	Pass
NVNT	n20mimo	5700	5735	-54.23	6.62	0.7	47.65	Average	54	Pass
NVNT	n40mimo	5510	5460	-41.35	6.62	-	60.53	Peak	74	Pass
NVNT	n40mimo	5510	5460	-51	6.62	0.32	50.88	Average	54	Pass
NVNT	n40mimo	5510	5469	-31.34	6.62	-	70.54	Peak	74	Pass
NVNT	n40mimo	5510	5468.6	-42.87	6.62	0.32	51.01	Average	54	Pass
NVNT	n40mimo	5510	5470	-35.69	6.62	-	66.19	Peak	74	Pass
NVNT	n40mimo	5510	5470	-44.72	6.62	0.32	51.16	Average	54	Pass
NVNT	n40mimo	5670	5725	-46.02	6.62	-	55.86	Peak	74	Pass
NVNT	n40mimo	5670	5725	-55.19	6.62	0.97	46.69	Average	54	Pass
NVNT	n40mimo	5670	5725.4	-43.73	6.62	-	58.15	Peak	74	Pass
NVNT	n40mimo	5670	5725.6	-54.55	6.62	0.97	47.33	Average	54	Pass
NVNT	n40mimo	5670	5735	-47.94	6.62	-	53.94	Peak	74	Pass
NVNT	n40mimo	5670	5735	-56.32	6.62	0.97	45.56	Average	54	Pass



Shenzhen LCS Compliance Testing Laboratory Ltd.  
 Add: 101, 201 Bldg A & 301 Bldg C, Juji Industrial Park Yabianxueziwei, Shajing Street, Baoan District, Shenzhen, 518000, China  
 Tel: +(86) 0755-82591330 | E-mail: webmaster@lcs-cert.com | Web: www.lcs-cert.com  
 Scan code to check authenticity



NVNT	ac20mimo	5500	5460	-43.44	6.62	-	58.44	Peak	74	Pass
NVNT	ac20mimo	5500	5460	-54.15	6.62	0.66	47.73	Average	54	Pass
NVNT	ac20mimo	5500	5468.8	-36.44	6.62	-	65.44	Peak	74	Pass
NVNT	ac20mimo	5500	5469.4	-48.47	6.62	0.66	53.41	Average	54	Pass
NVNT	ac20mimo	5500	5470	-37.06	6.62	-	64.82	Peak	74	Pass
NVNT	ac20mimo	5500	5470	-48.95	6.62	0.66	52.93	Average	54	Pass
NVNT	ac20mimo	5700	5725	-31.62	6.62	-	70.26	Peak	74	Pass
NVNT	ac20mimo	5700	5725	-44.85	6.62	0.69	57.03	Average	54	Pass
NVNT	ac20mimo	5700	5725.2	-29.72	6.62	-	72.16	Peak	74	Pass
NVNT	ac20mimo	5700	5735	-45.32	6.62	-	56.56	Peak	74	Pass
NVNT	ac20mimo	5700	5735	-53.72	6.62	0.69	48.16	Average	54	Pass
NVNT	ac40mimo	5510	5460	-41.22	6.62	-	60.66	Peak	74	Pass
NVNT	ac40mimo	5510	5460	-58.62	6.62	1	43.26	Average	54	Pass
NVNT	ac40mimo	5510	5466	-29.42	6.62	-	72.46	Peak	74	Pass
NVNT	ac40mimo	5510	5465.2	-57.64	6.62	1	44.24	Average	54	Pass
NVNT	ac40mimo	5510	5470	-36.56	6.62	-	65.32	Peak	74	Pass
NVNT	ac40mimo	5510	5470	-58.12	6.62	1	43.76	Average	54	Pass
NVNT	ac40mimo	5670	5725	-46.2	6.62	-	55.68	Peak	74	Pass
NVNT	ac40mimo	5670	5725	-55.7	6.62	1.27	46.18	Average	54	Pass
NVNT	ac40mimo	5670	5730.6	-44.55	6.62	-	57.33	Peak	74	Pass
NVNT	ac40mimo	5670	5726.6	-54.86	6.62	1.27	47.02	Average	54	Pass
NVNT	ac40mimo	5670	5735	-47.76	6.62	-	54.12	Peak	74	Pass
NVNT	ac40mimo	5670	5735	-56.6	6.62	1.27	45.28	Average	54	Pass
NVNT	ac80mimo	5530	5460	-39.83	6.62	-	62.05	Peak	74	Pass
NVNT	ac80mimo	5530	5460	-48.44	6.62	2.03	53.44	Average	54	Pass
NVNT	ac80mimo	5530	5467.2	-36.01	6.62	-	65.87	Peak	74	Pass
NVNT	ac80mimo	5530	5465.6	-47.16	6.62	2.03	54.72	Average	54	Pass
NVNT	ac80mimo	5530	5470	-37.54	6.62	-	64.34	Peak	74	Pass
NVNT	ac80mimo	5530	5470	-48.24	6.62	2.03	53.64	Average	54	Pass
NVNT	ac80mimo	5610	5725	-48.85	6.62	-	53.03	Peak	74	Pass
NVNT	ac80mimo	5610	5725	-56.58	6.62	1.86	45.30	Average	54	Pass
NVNT	ac80mimo	5610	5733.565	-45.39	6.62	-	56.49	Peak	74	Pass
NVNT	ac80mimo	5610	5725.775	-55.97	6.62	1.86	45.91	Average	54	Pass
NVNT	ac80mimo	5610	5735	-47.01	6.62	-	54.87	Peak	74	Pass
NVNT	ac80mimo	5610	5735	-57.52	6.62	1.86	44.36	Average	54	Pass

Note: 802.11a mode, only show the worst set of antenna1 data.

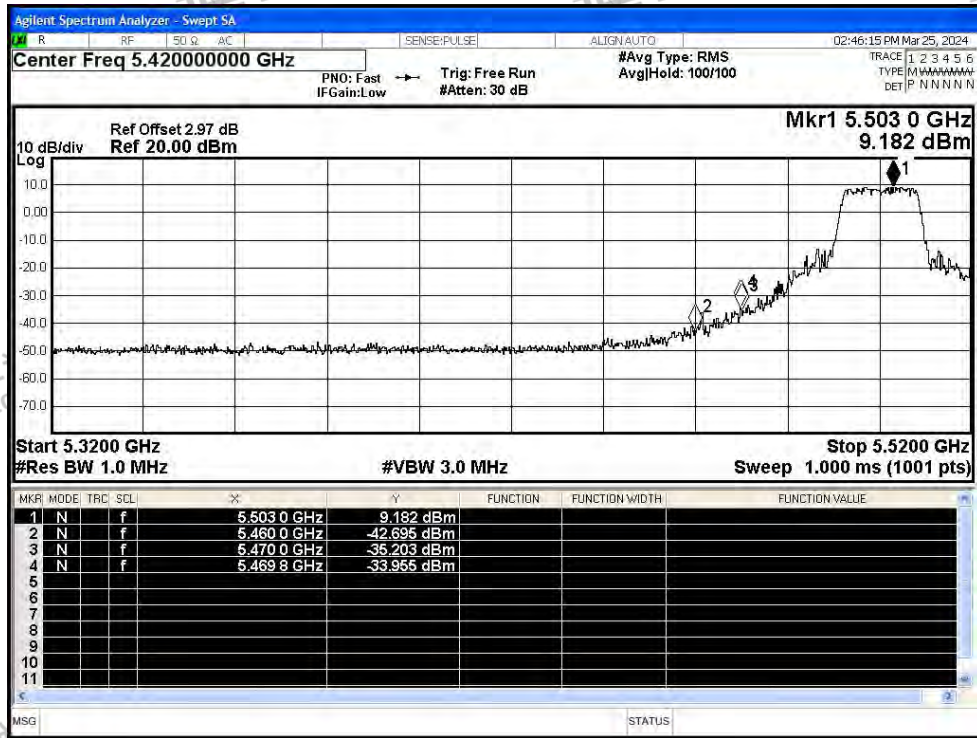


Shenzhen LCS Compliance Testing Laboratory Ltd.  
 Add: 101, 201 Bldg A & 301 Bldg C, Juji Industrial Park Yabianxueziwei, Shajing Street, Baoan District, Shenzhen, 518000, China  
 Tel: +(86) 0755-82591330 | E-mail: webmaster@lcs-cert.com | Web: www.lcs-cert.com  
 Scan code to check authenticity

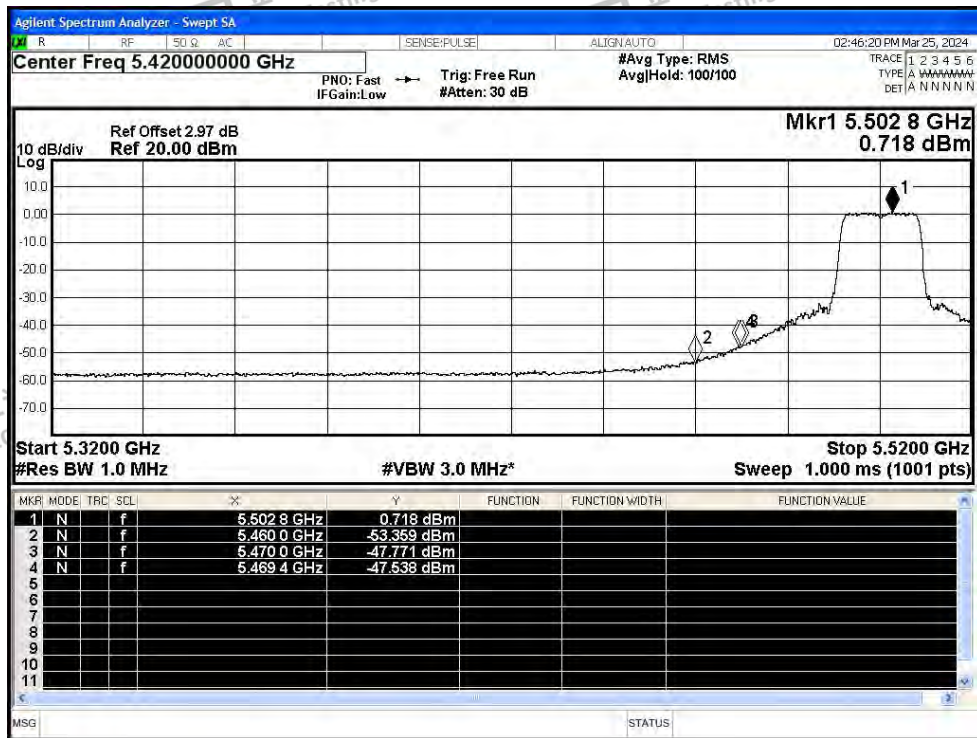


Test Graphs

Restrict Band NVNT a 5500MHz Peak

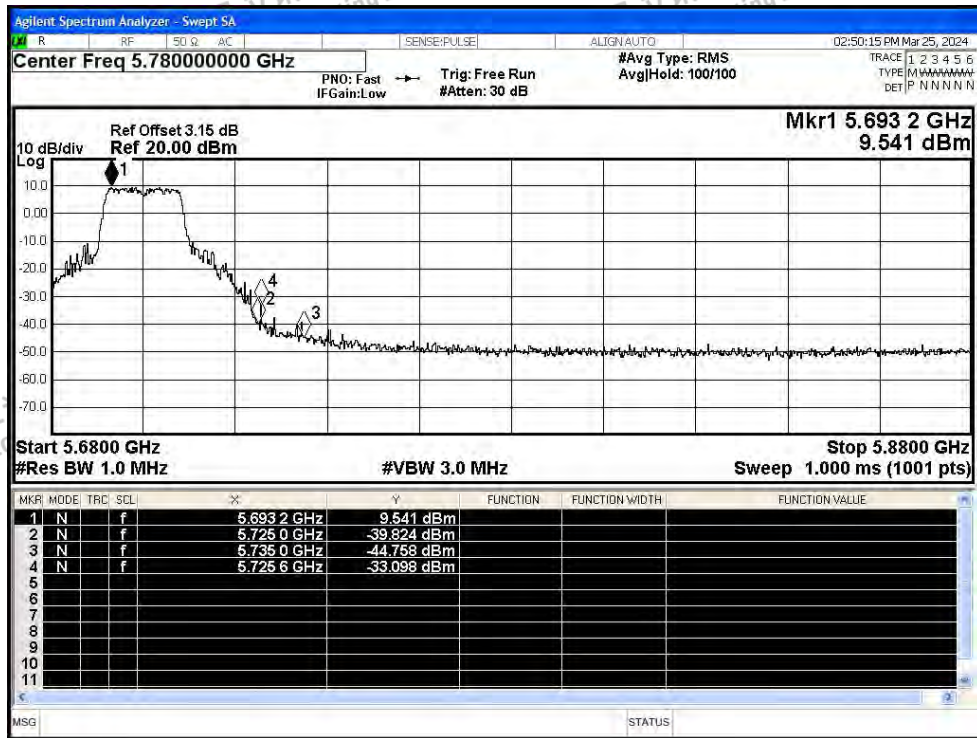


Restrict Band NVNT a 5500MHz Average

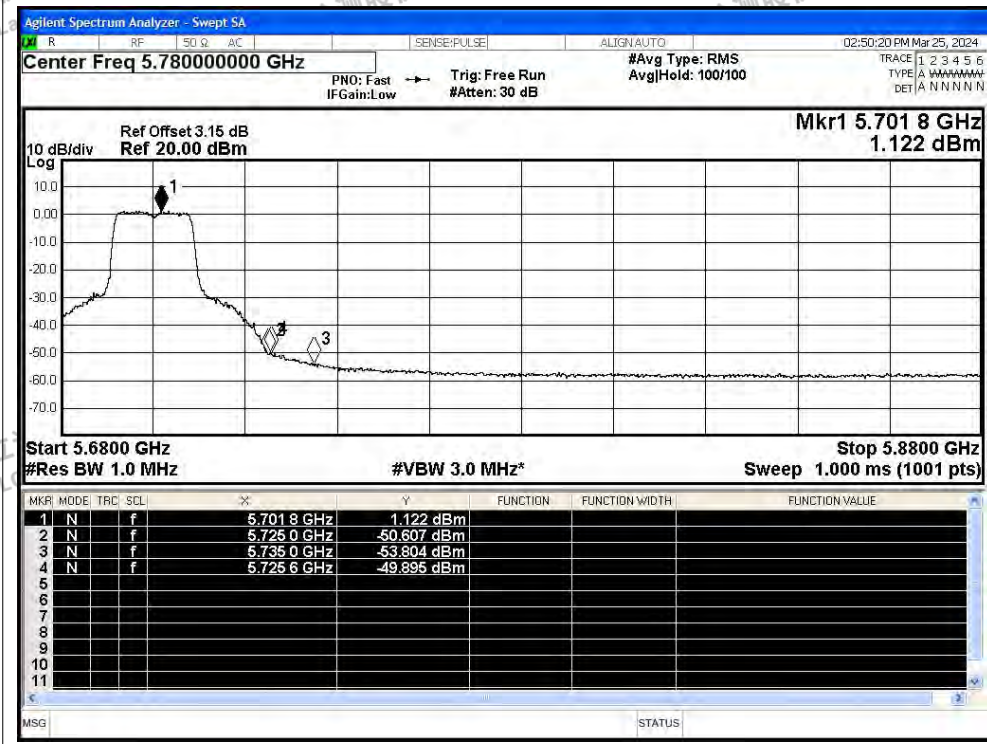




Restrict Band NVNT a 5700MHz Peak



Restrict Band NVNT a 5700MHz Average

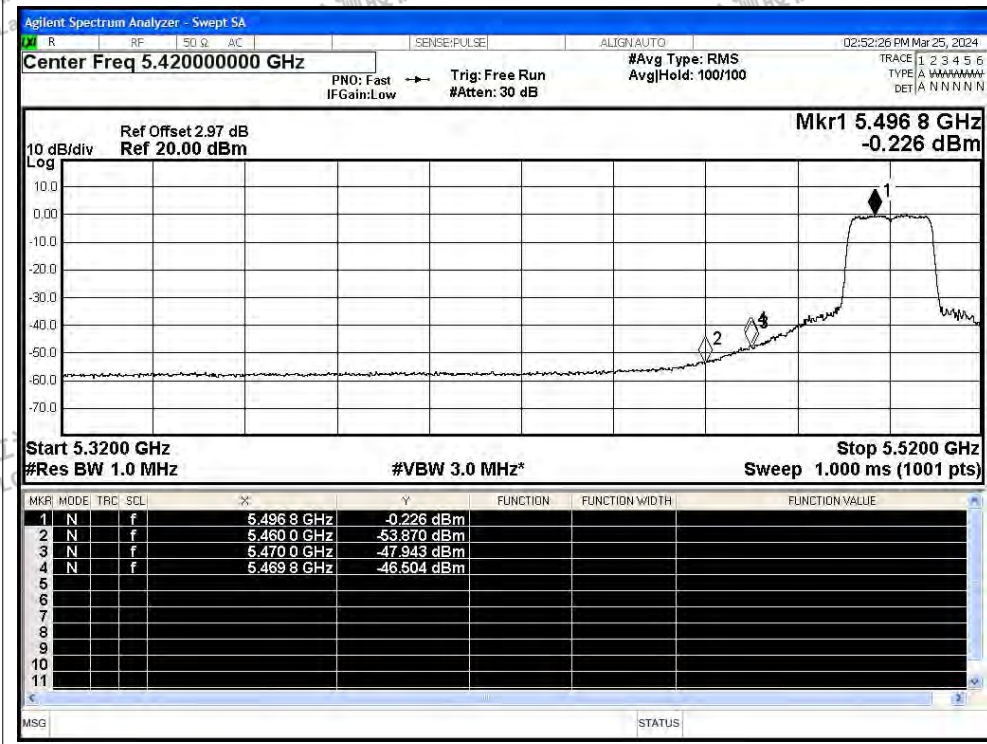




Restrict Band NVNT n20 5500MHz Peak



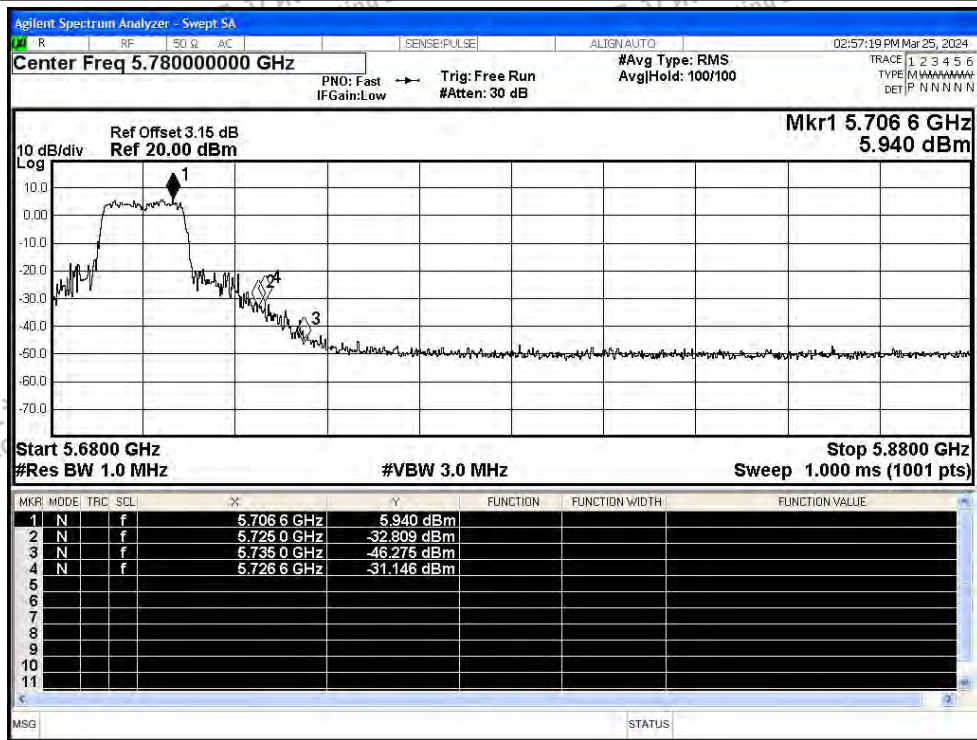
Restrict Band NVNT n20 5500MHz Average



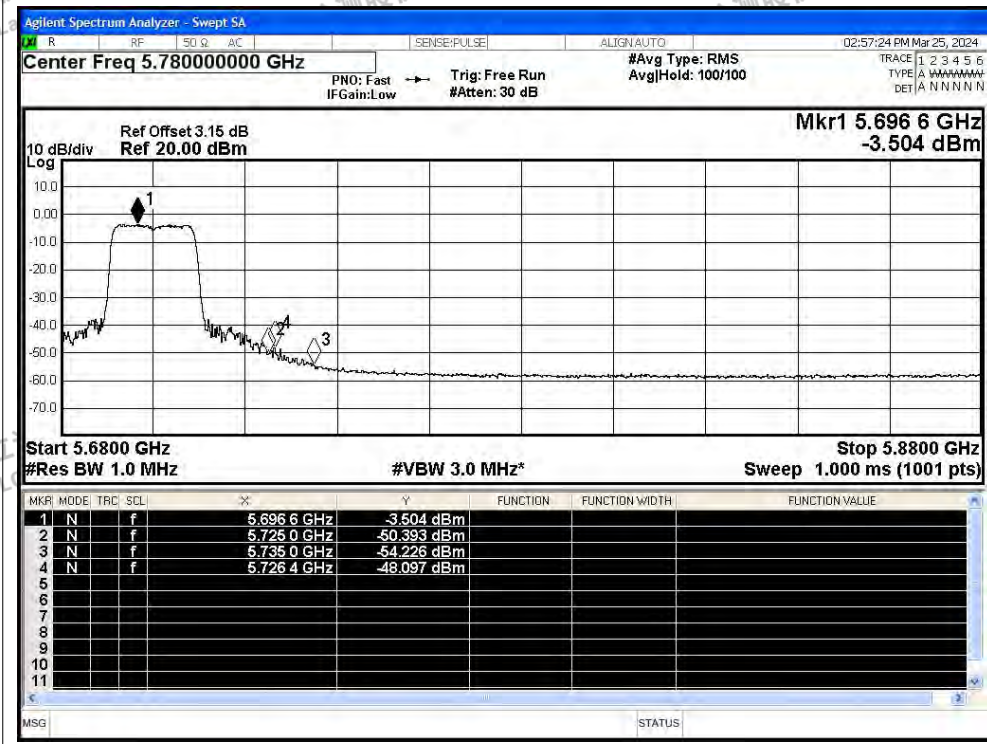




Restrict Band NVNT n20 5700MHz Peak

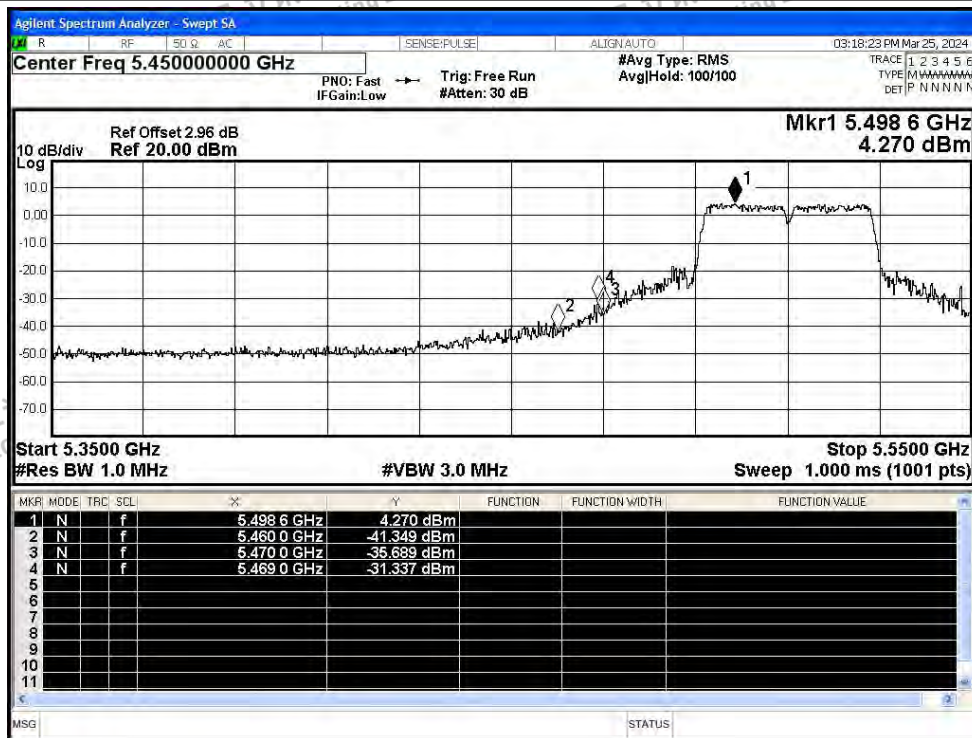


Restrict Band NVNT n20 5700MHz Average

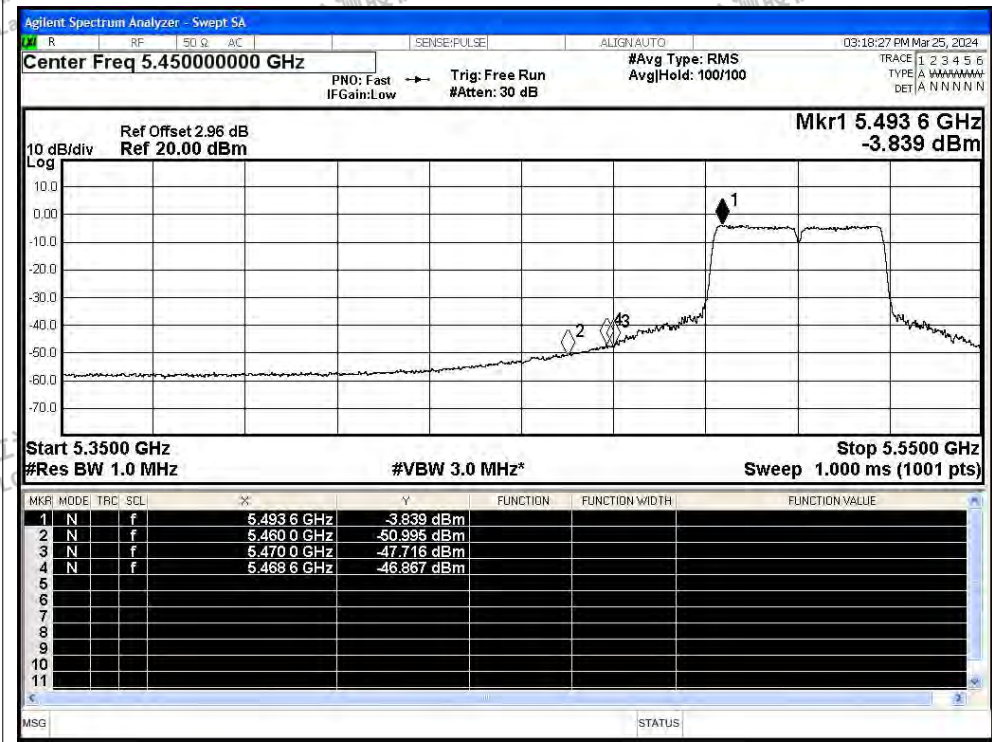




Restrict Band NVNT n40 5510MHz Peak

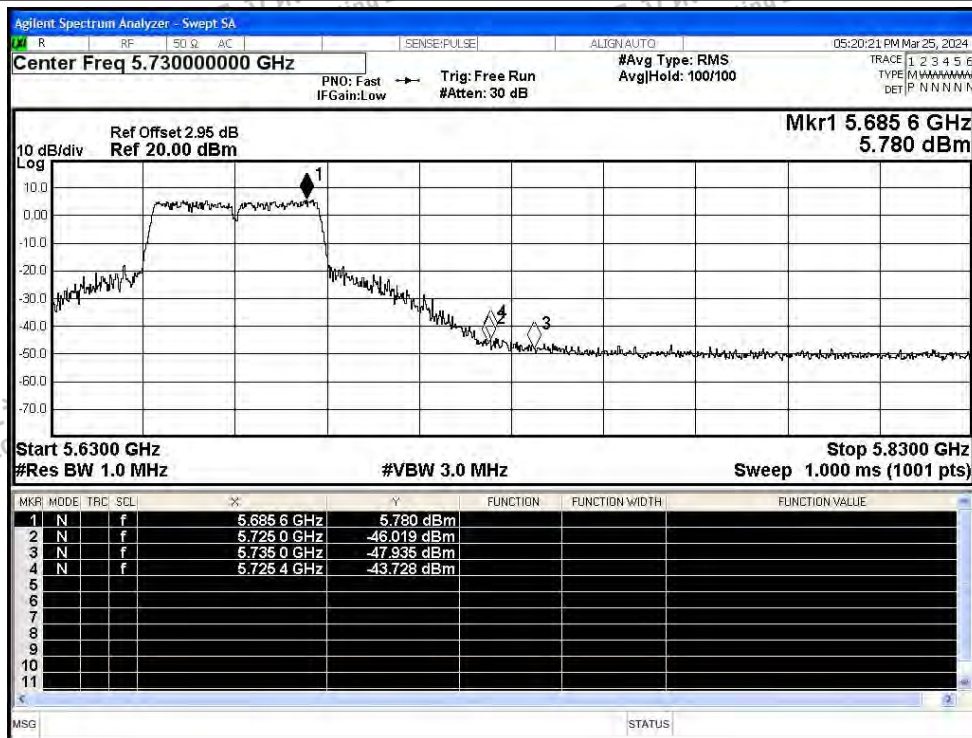


Restrict Band NVNT n40 5510MHz Average

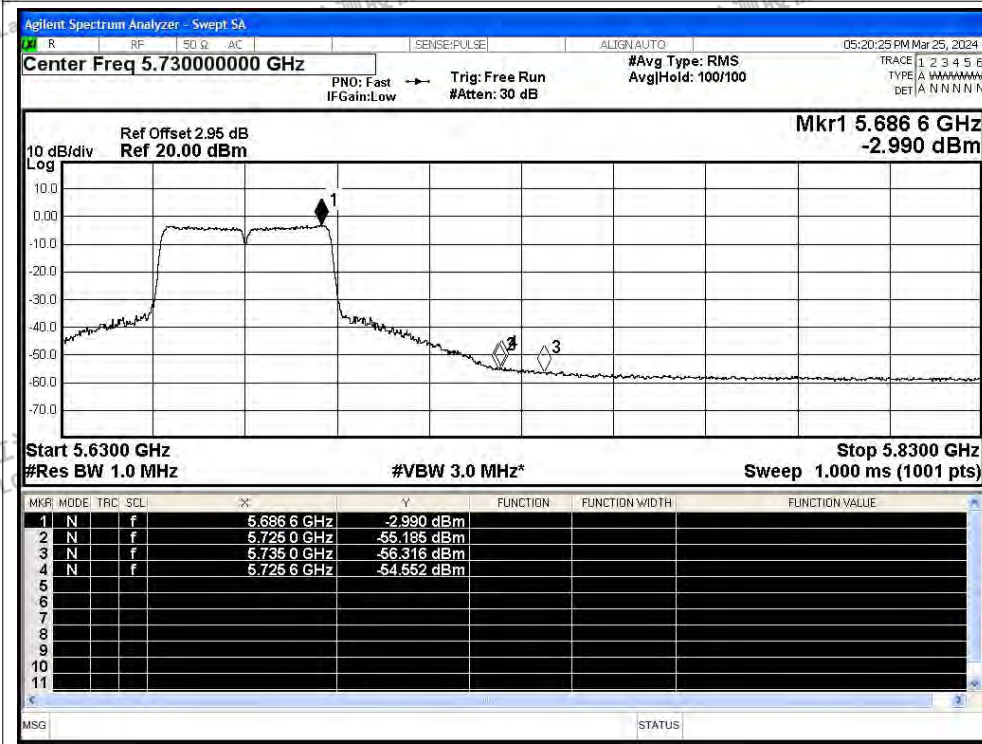




Restrict Band NVNT n40 5670MHz Peak

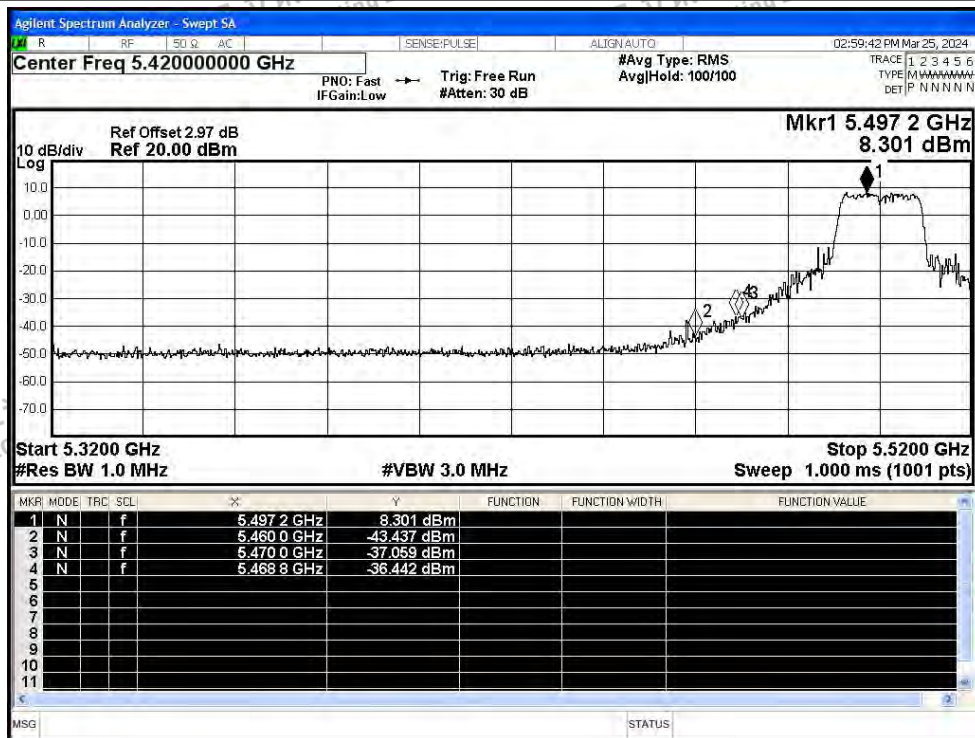


Restrict Band NVNT n40 5670MHz Average

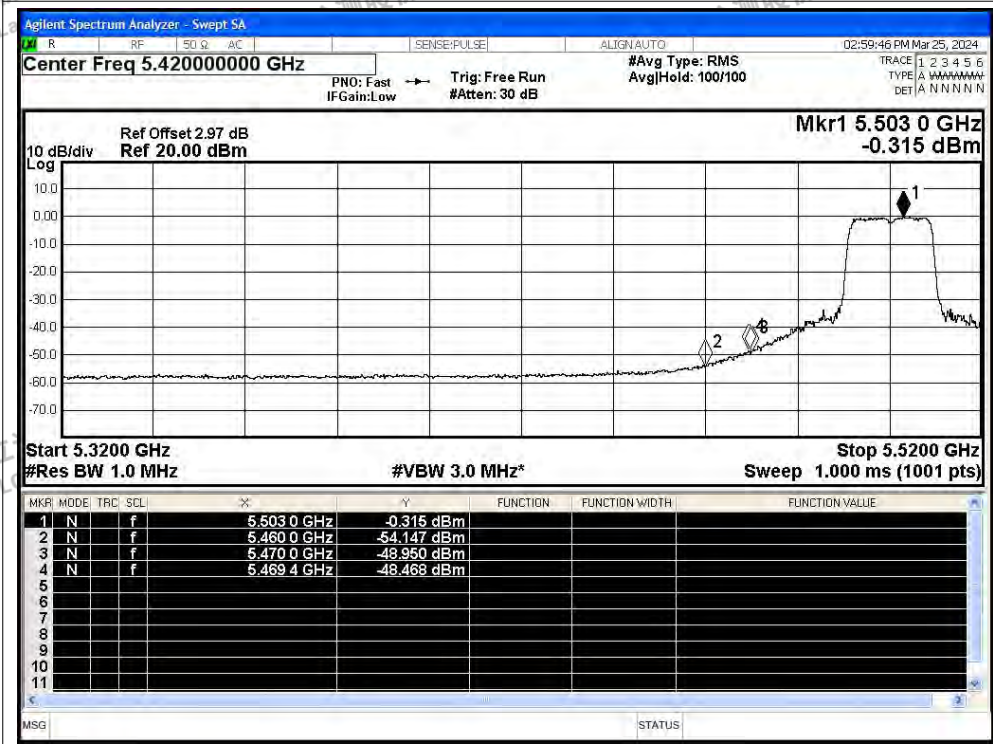




Restrict Band NVNT ac20 5500MHz Peak

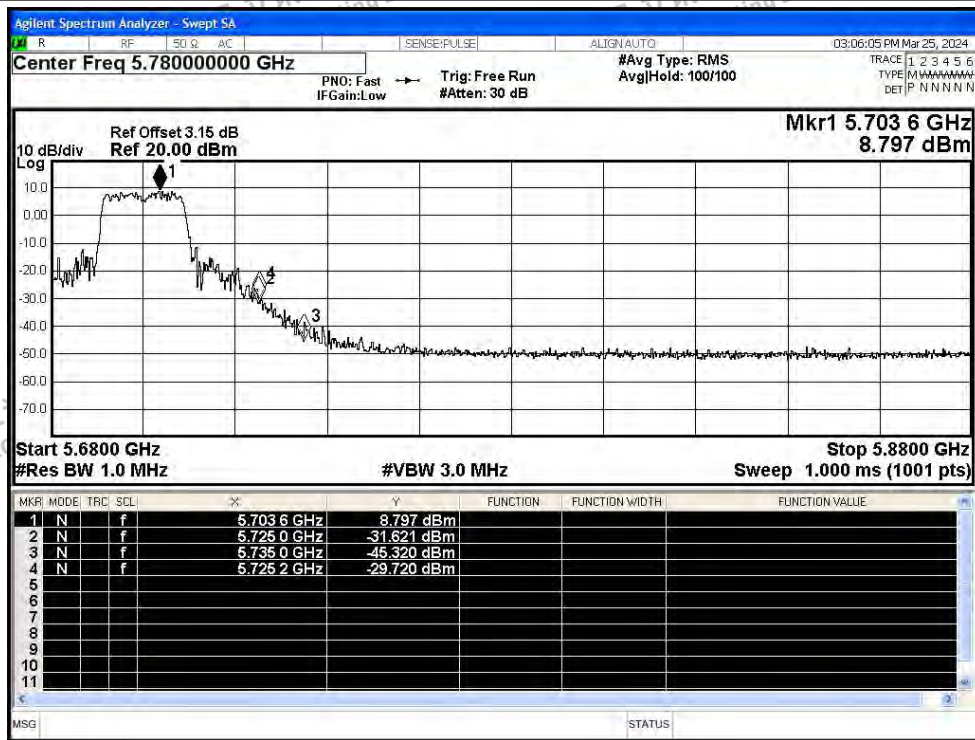


Restrict Band NVNT ac20 5500MHz Average

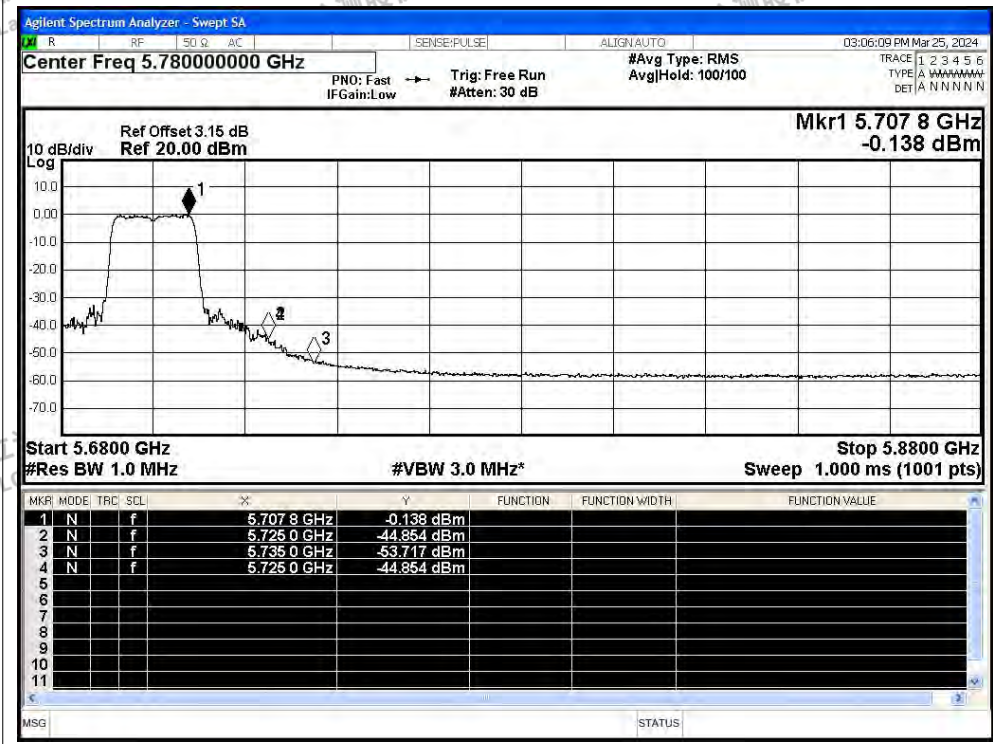




Restrict Band NVNT ac20 5700MHz Peak

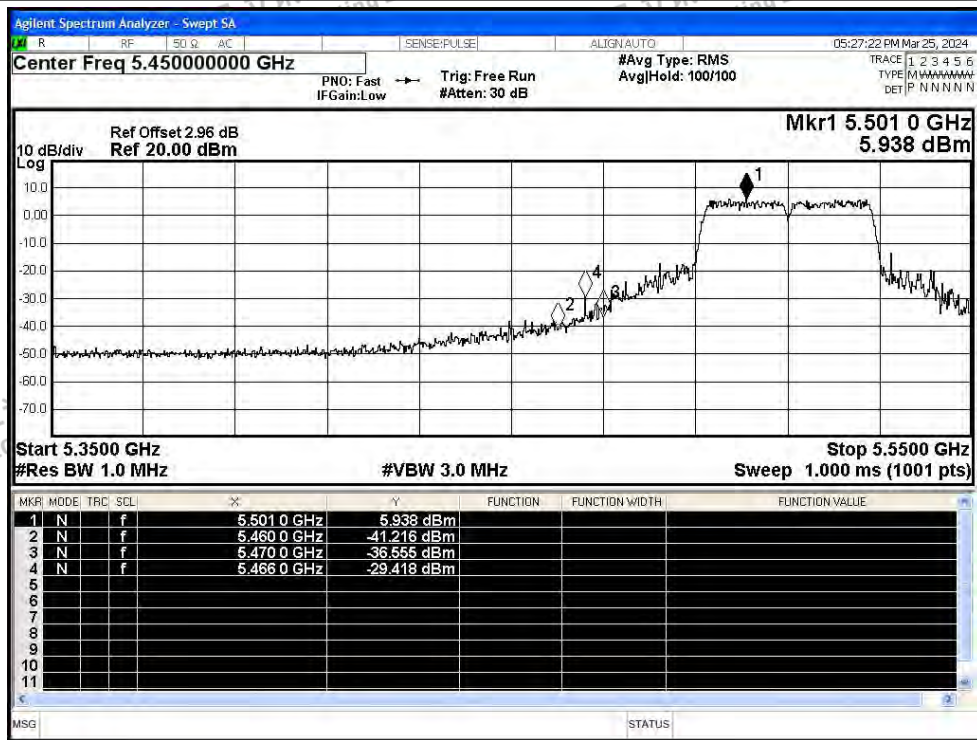


Restrict Band NVNT ac20 5700MHz Average

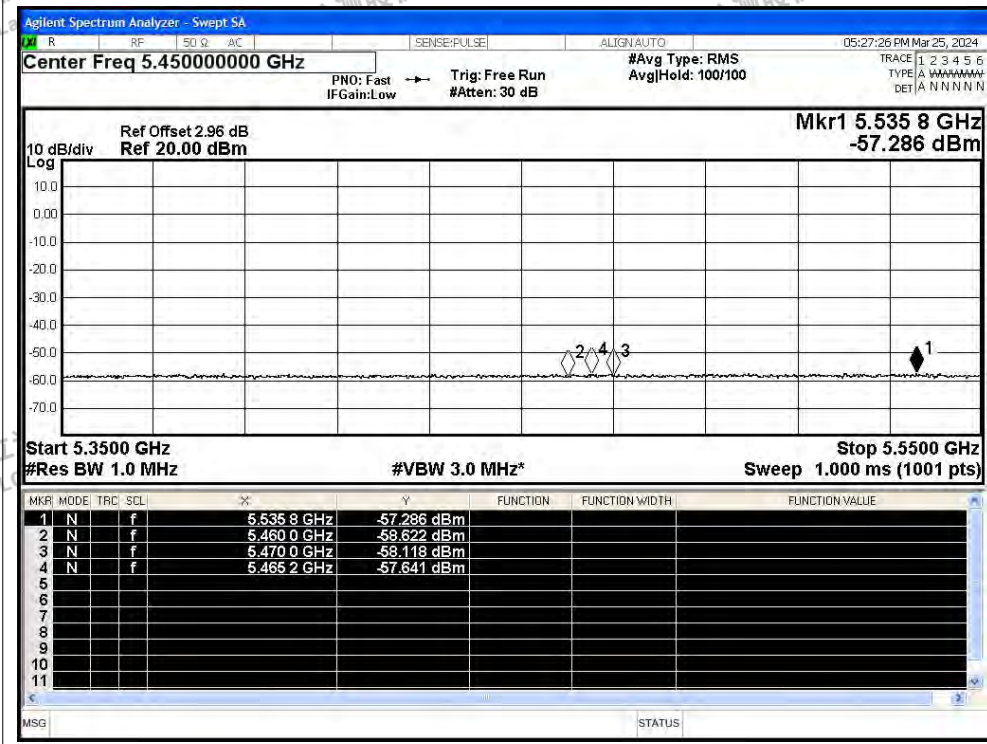




Restrict Band NVNT ac40 5510MHz Peak

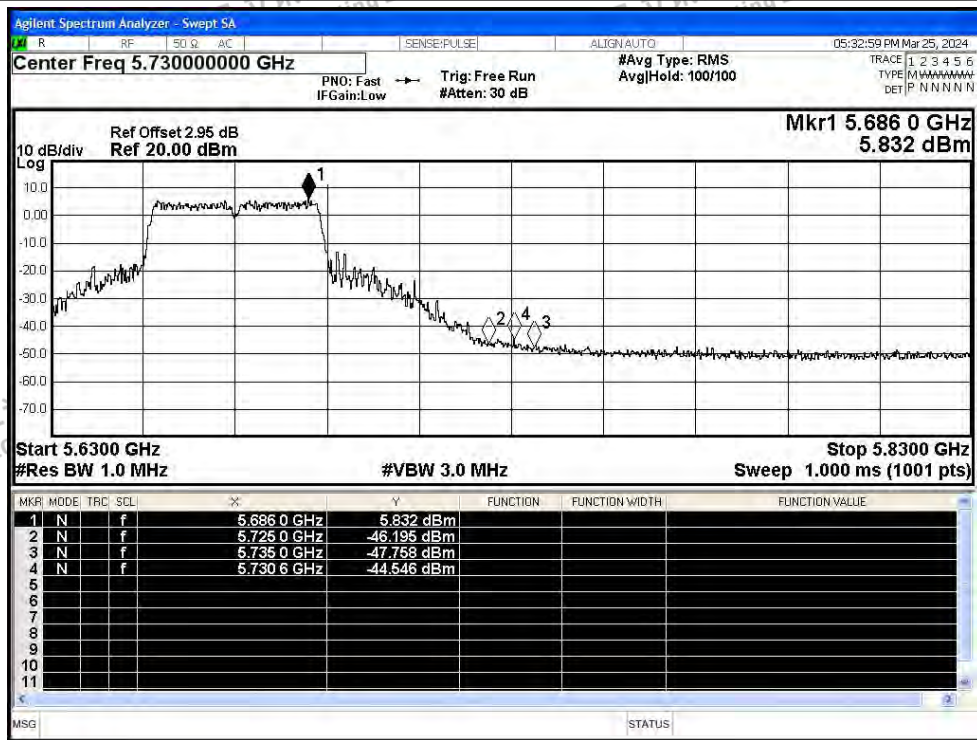


Restrict Band NVNT ac40 5510MHz Average

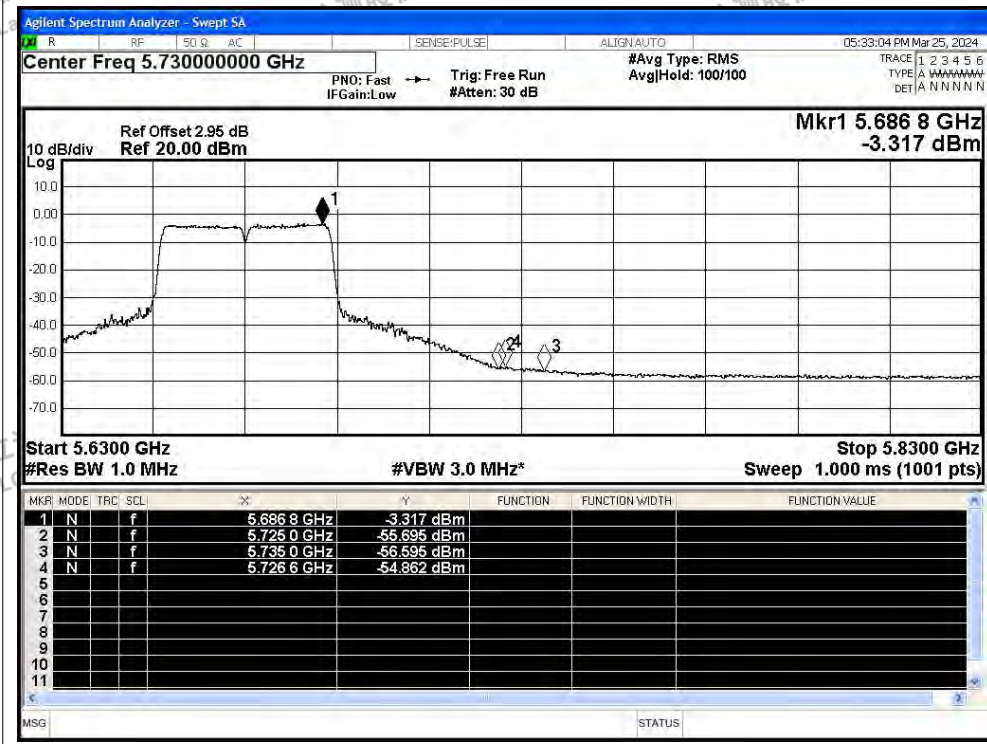




Restrict Band NVNT ac40 5670MHz Peak

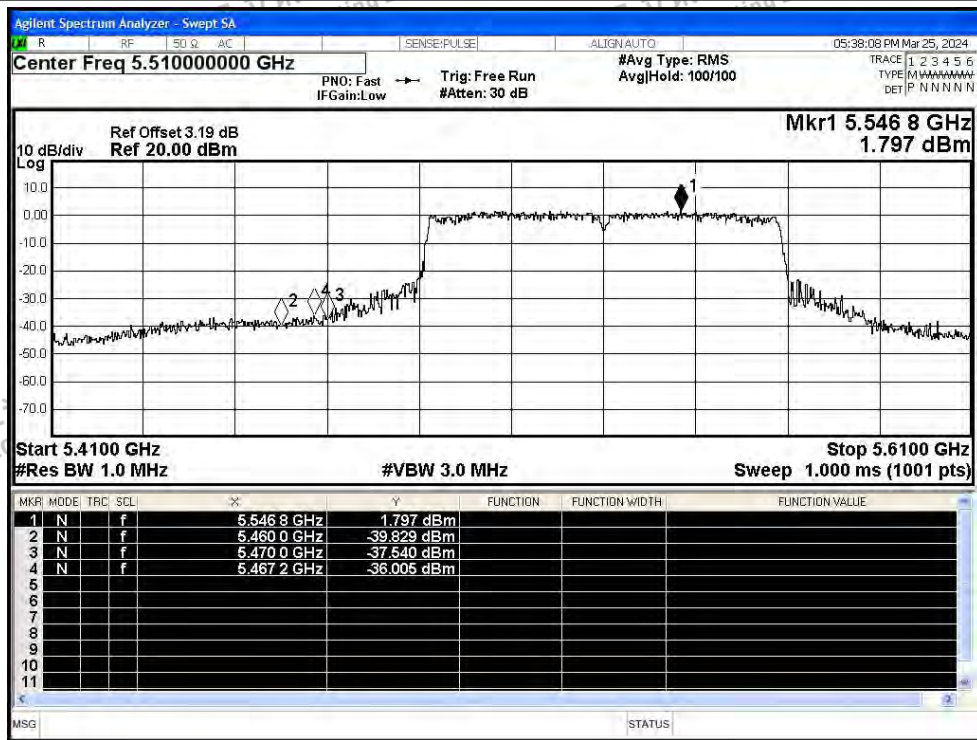


Restrict Band NVNT ac40 5670MHz Average

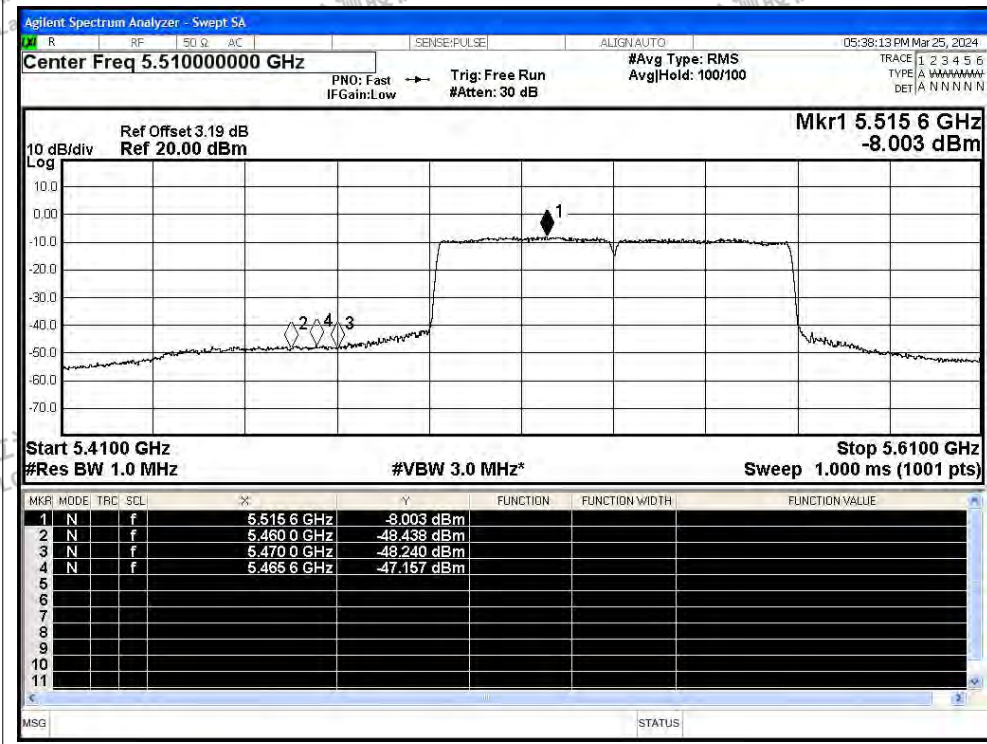




Restrict Band NVNT ac80 5530MHz Peak



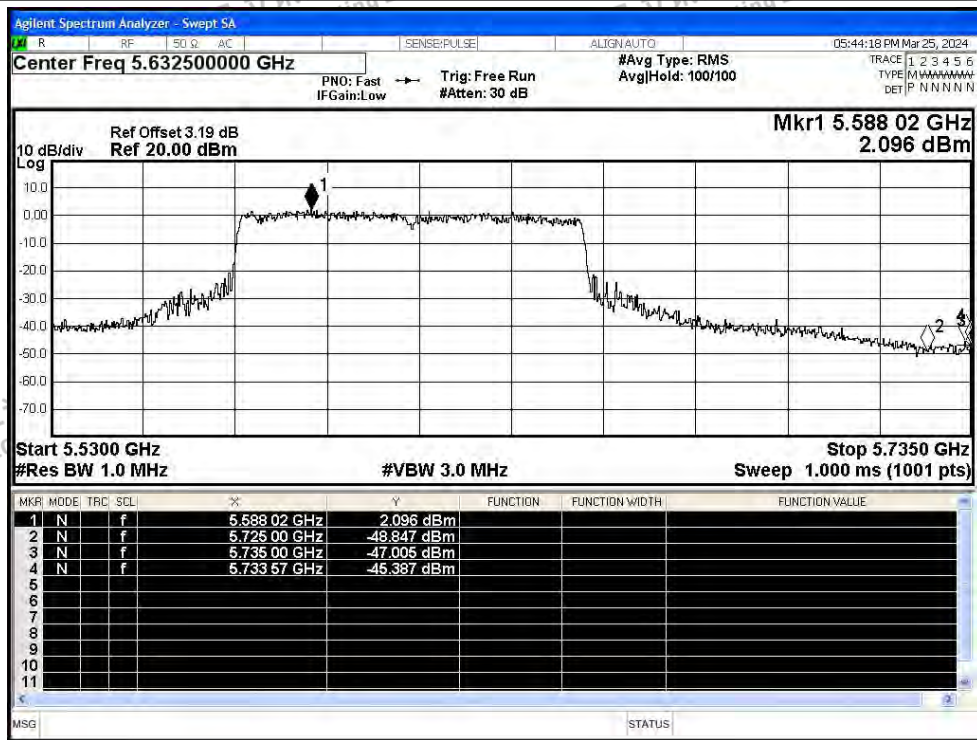
Restrict Band NVNT ac80 5530MHz Average



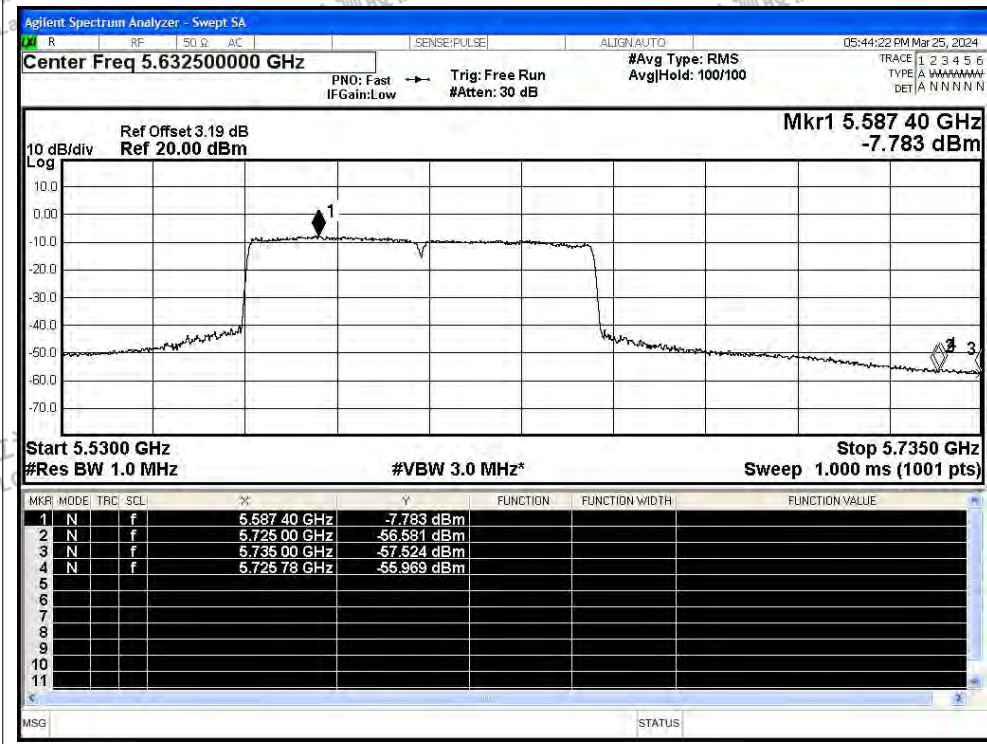




Restrict Band NVNT ac80 5610MHz Peak



Restrict Band NVNT ac80 5610MHz Average





### F.5 Frequency Stability

Condition	Mode	Frequency (MHz)	Antenna	Measured Frequency (MHz)	Frequency Error (Hz)	Deviation (ppm)	Limit (ppm)	Verdict
NVNT	ac20	5500	Ant1	5499.98	-20000	-3.64	25	Pass
NVNT	ac20	5580	Ant1	5579.98	-20000	-3.58	25	Pass
NVNT	ac20	5700	Ant1	5699.98	-20000	-3.51	25	Pass
NVNT	ac40	5510	Ant1	5510	0	0	25	Pass
NVNT	ac40	5550	Ant1	5550	0	0	25	Pass
NVNT	ac40	5670	Ant1	5670	0	0	25	Pass
NVNT	ac80	5530	Ant1	5530	0	0	25	Pass
NVNT	ac80	5610	Ant1	5610	0	0	25	Pass

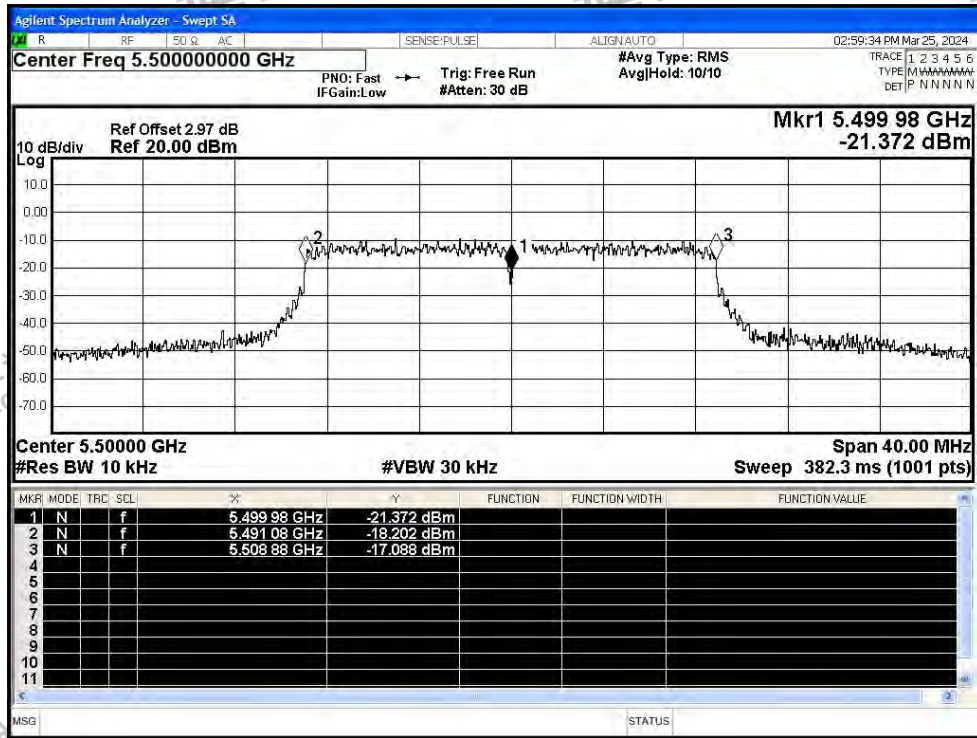


Shenzhen LCS Compliance Testing Laboratory Ltd.  
 Add: 101, 201 Bldg A & 301 Bldg C, Juji Industrial Park Yabianxueziwei, Shajing Street, Baoan District, Shenzhen, 518000, China  
 Tel: +(86) 0755-82591330 | E-mail: webmaster@lcs-cert.com | Web: www.lcs-cert.com  
 Scan code to check authenticity

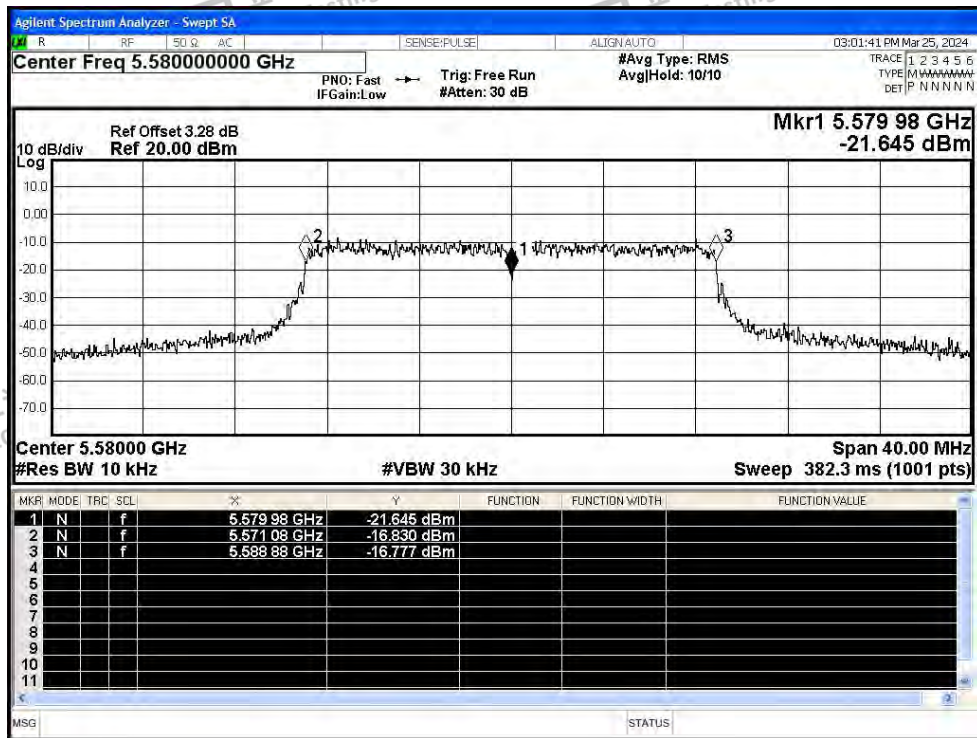


Test Graphs

Freq. Stability NVNT ac20 5500MHz Ant1

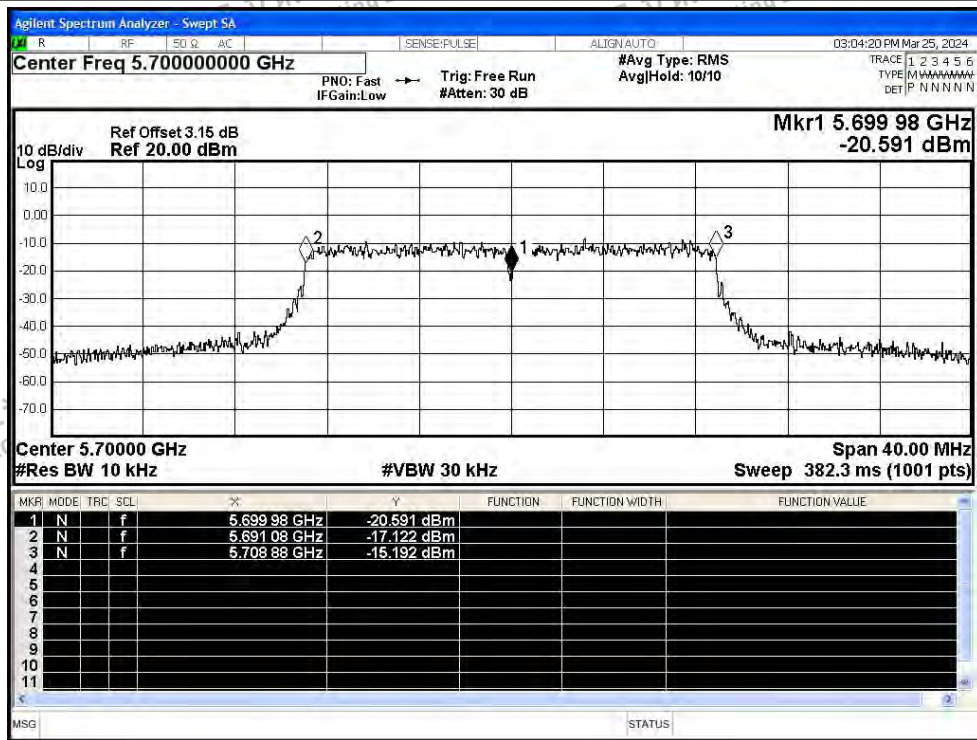


Freq. Stability NVNT ac20 5580MHz Ant1

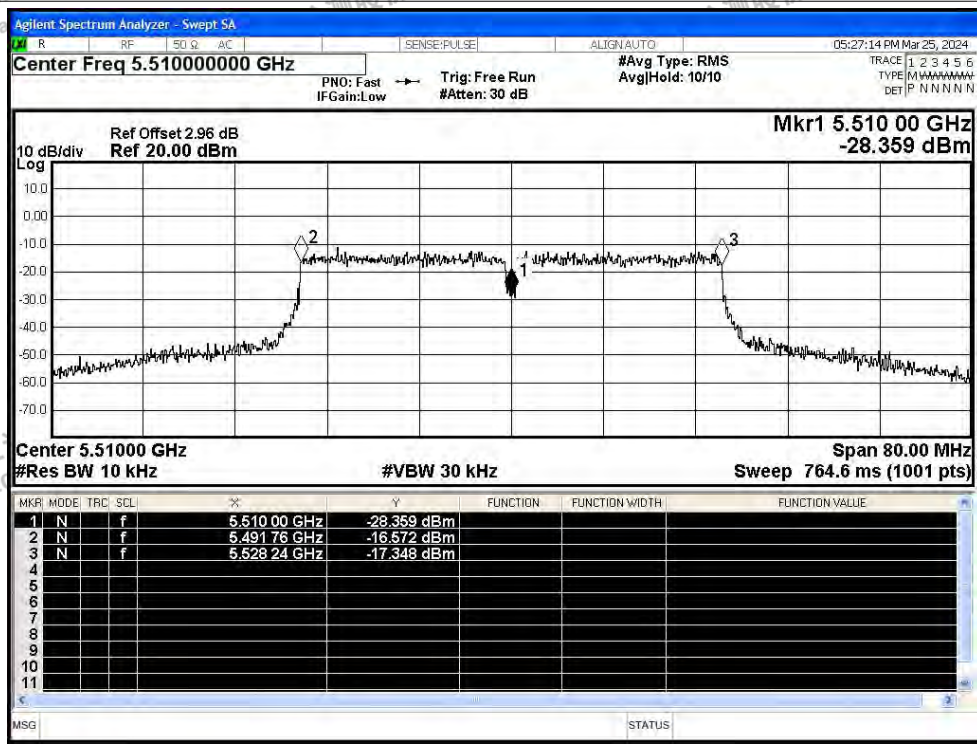




Freq. Stability NVNT ac20 5700MHz Ant1

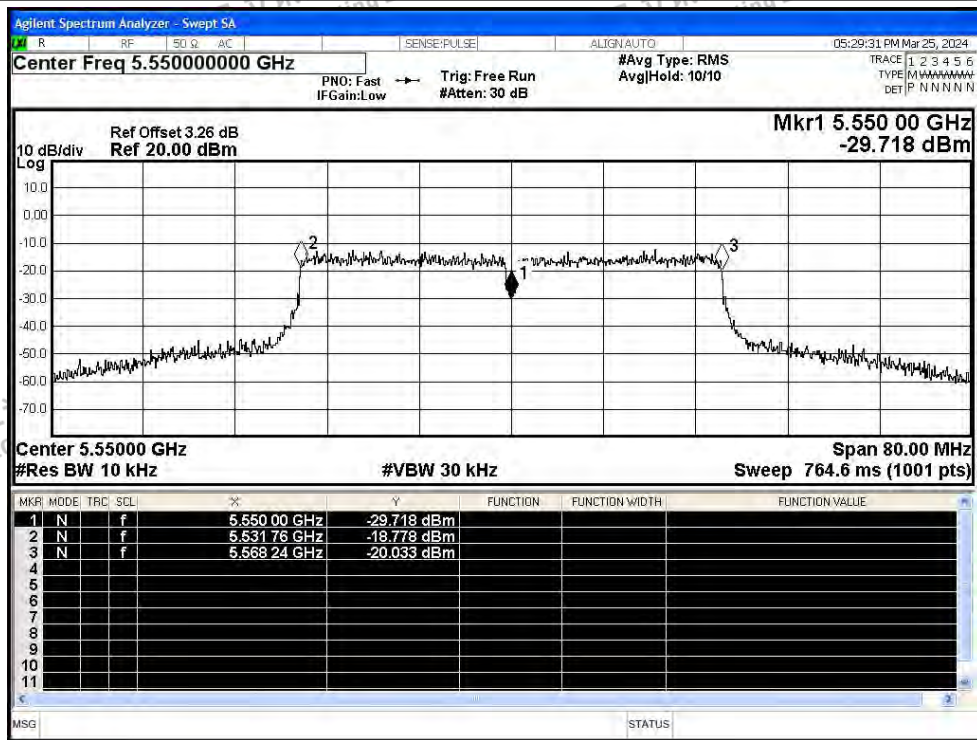


Freq. Stability NVNT ac40 5510MHz Ant1

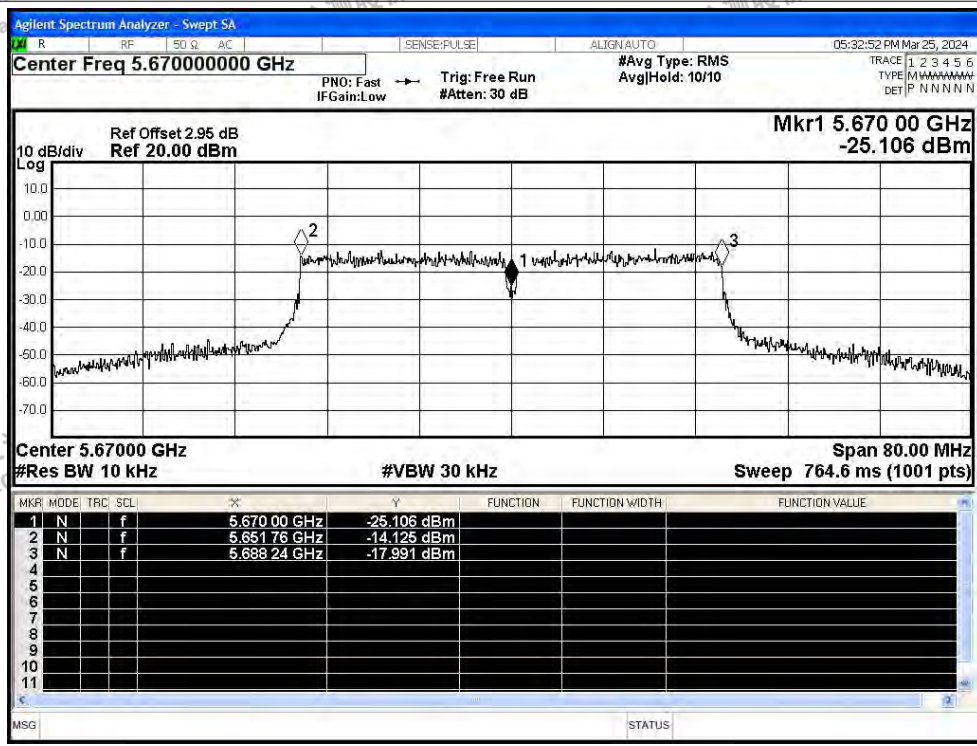




Freq. Stability NVNT ac40 5550MHz Ant1

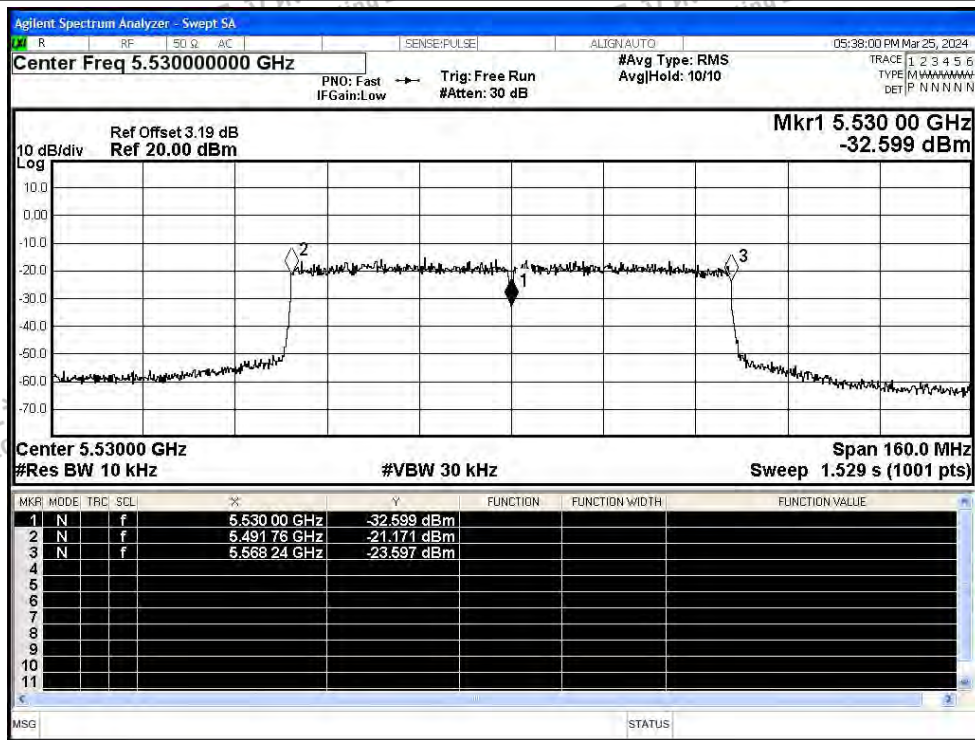


Freq. Stability NVNT ac40 5670MHz Ant1

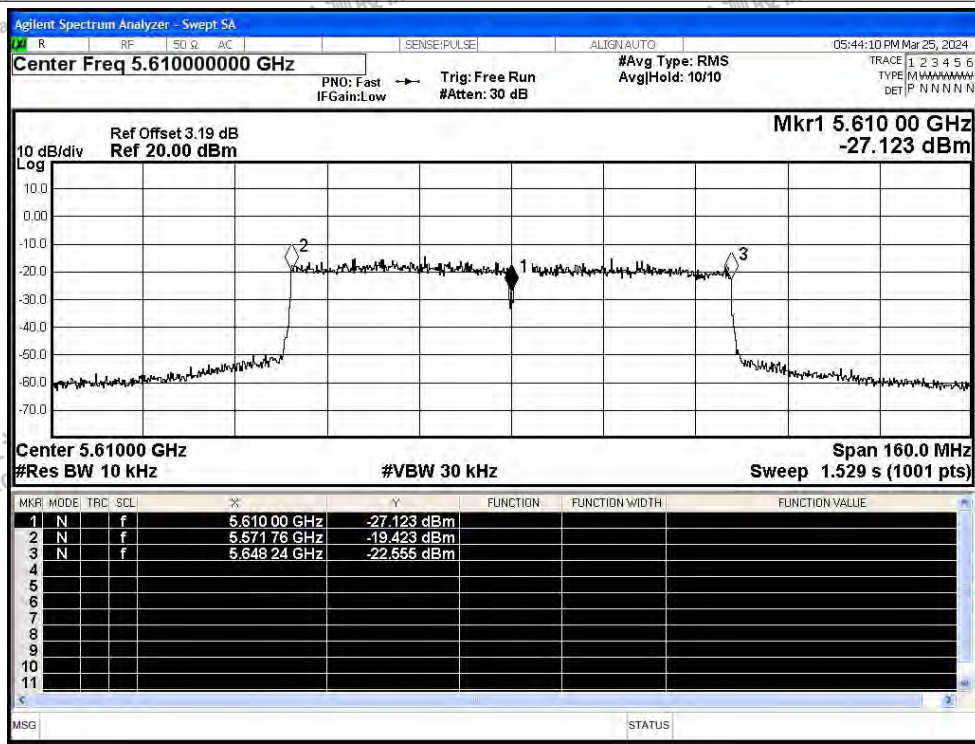




Freq. Stability NVNT ac80 5530MHz Ant1



Freq. Stability NVNT ac80 5610MHz Ant1





Condition	Mode	Frequency (MHz)	Antenna	Measured Frequency (MHz)	Frequency Error (Hz)	Deviation (ppm)	Limit (ppm)	Verdict
NVNT	ac20	5500	Ant2	5500	0	0	25	Pass
NVNT	ac20	5580	Ant2	5579.96	-40000	-7.17	25	Pass
NVNT	ac20	5700	Ant2	5699.96	-40000	-7.02	25	Pass
NVNT	ac40	5510	Ant2	5510	0	0	25	Pass
NVNT	ac40	5550	Ant2	5550	0	0	25	Pass
NVNT	ac40	5670	Ant2	5670	0	0	25	Pass
NVNT	ac80	5530	Ant2	5530	0	0	25	Pass
NVNT	ac80	5610	Ant2	5610	0	0	25	Pass

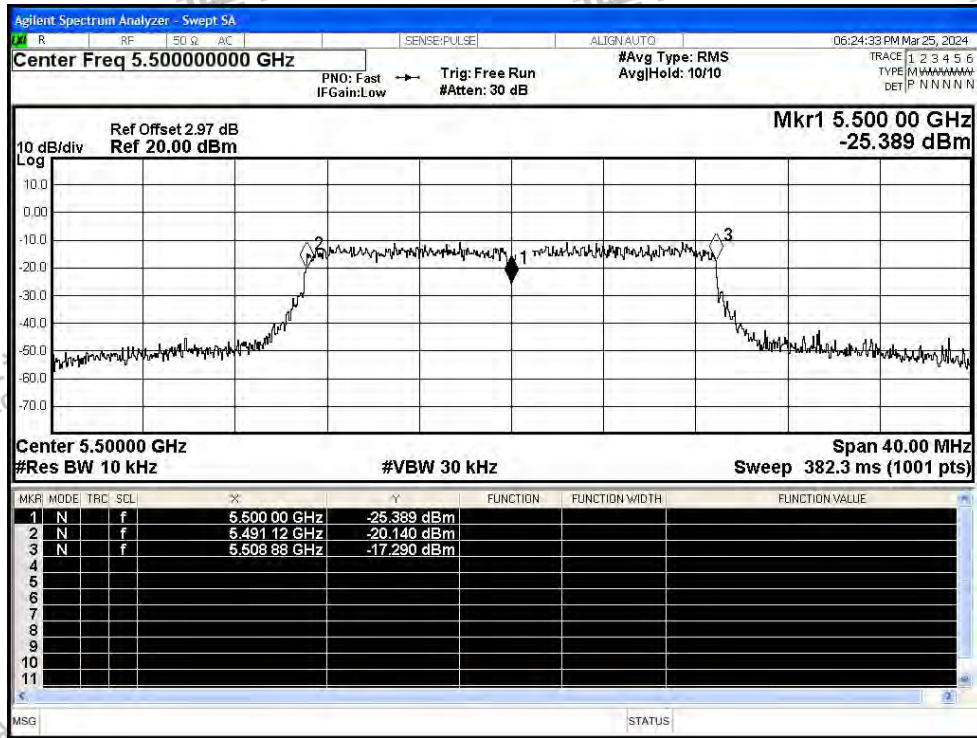


Shenzhen LCS Compliance Testing Laboratory Ltd.  
Add: 101, 201 Bldg A & 301 Bldg C, Juji Industrial Park Yabianxueziwei, Shajing Street, Baoan District, Shenzhen, 518000, China  
Tel: +(86) 0755-82591330 | E-mail: webmaster@lcs-cert.com | Web: www.lcs-cert.com  
Scan code to check authenticity

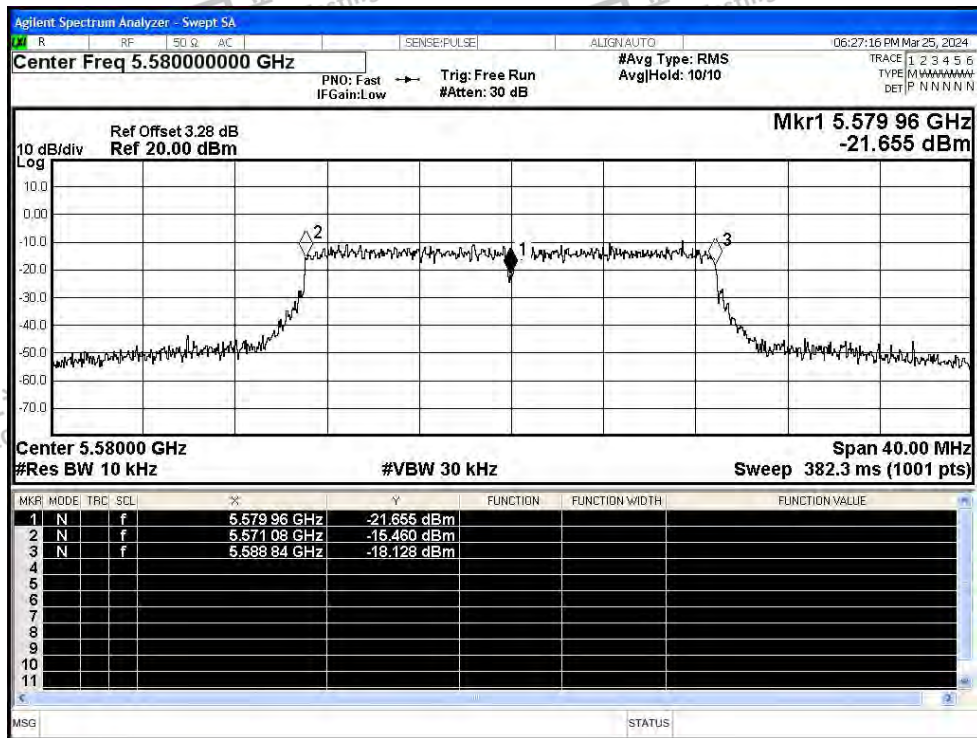


Test Graphs

Freq. Stability NVNT ac20 5500MHz Ant2



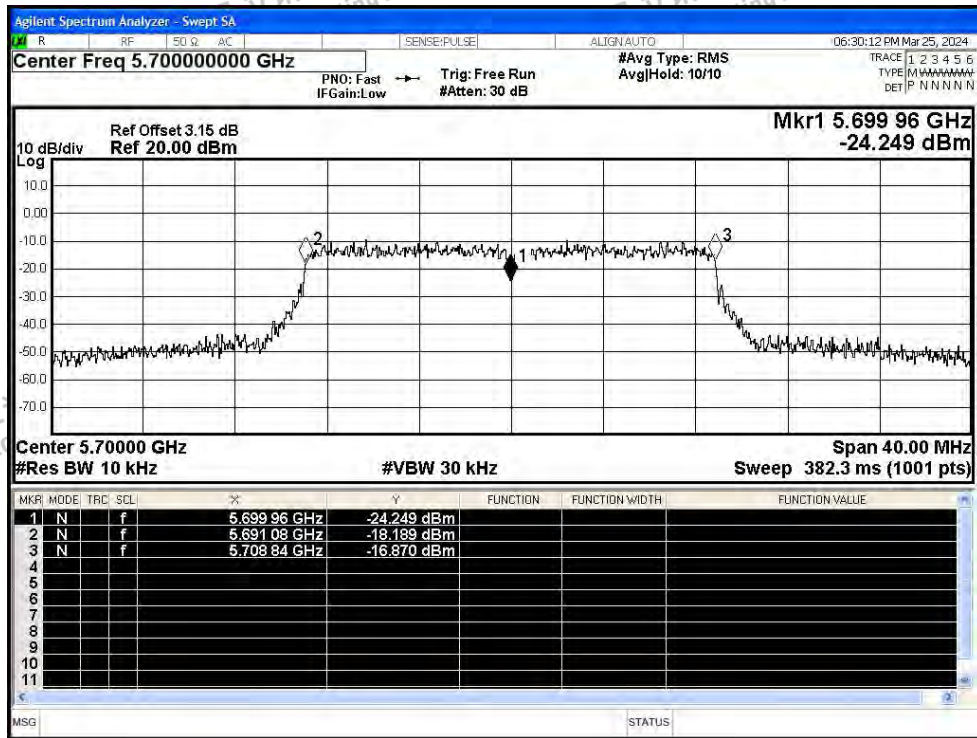
Freq. Stability NVNT ac20 5580MHz Ant2



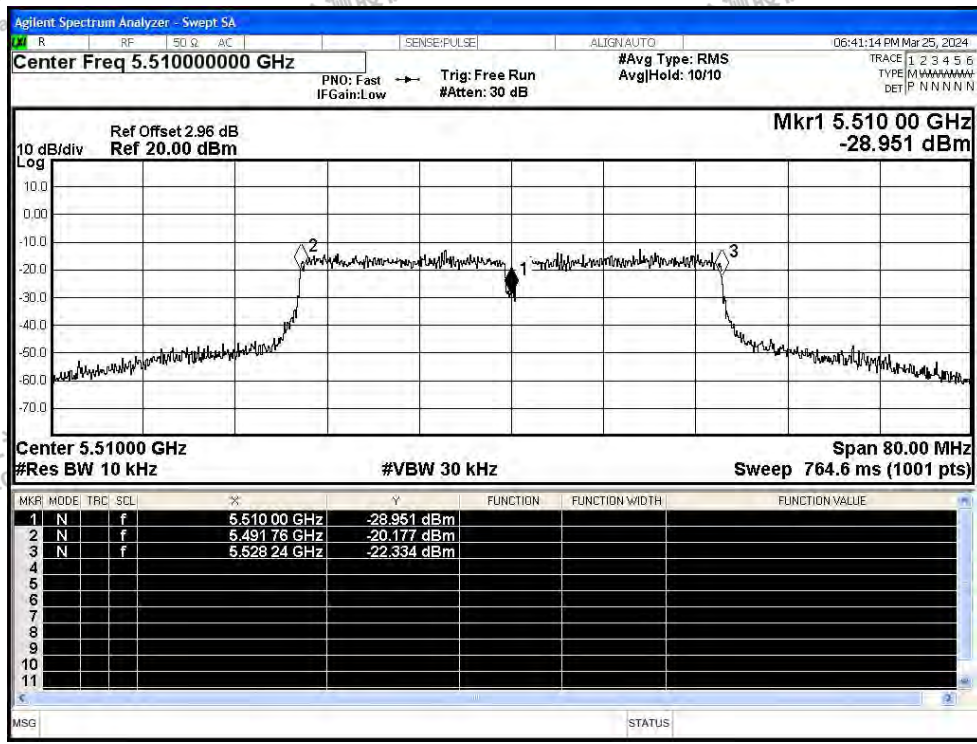




Freq. Stability NVNT ac20 5700MHz Ant2

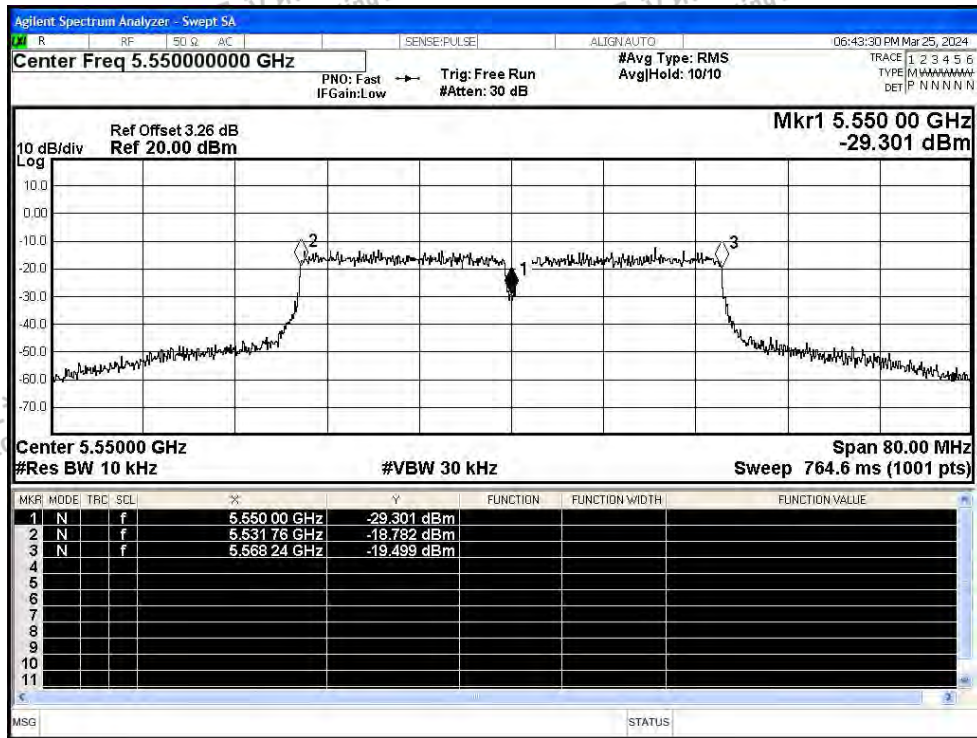


Freq. Stability NVNT ac40 5510MHz Ant2





Freq. Stability NVNT ac40 5550MHz Ant2



Freq. Stability NVNT ac40 5670MHz Ant2

