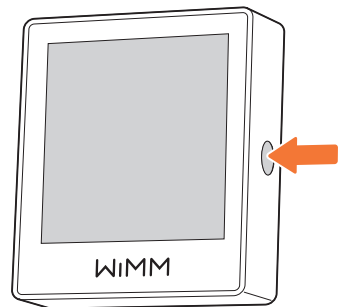


1 Turn power on

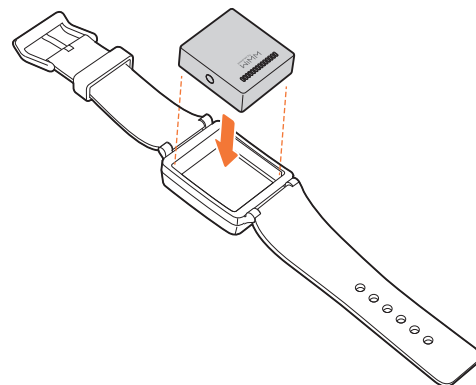
Press the power button.





Tip: You may need to charge your WIMM Module before completing setup.

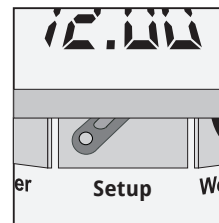
2 Insert your WIMM Module into the strap



Gently press your module into the back side of the strap until it snaps into place.









3 Complete Setup

- To access the Setup app slide the watchface up .
- Tap or slide Setup icon up  to enter the app.
- Follow the onscreen instructions to complete Setup.



Tip: To enter your wireless security password, swipe left  or right  to find characters, and then touch a character to select it.

Using your WIMM Module

- Touch and hold the screen to wake your module.
- To access your micro apps, slide the watchface up .
- To return to the watchface from the app carousel, swipe down .
- To view additional apps within the carousel, swipe left  or right .
- To enter an app, tap or slide its icon up .
- To exit an app, swipe down .

Note: When the backlight is off, your module is in a low-power, battery-saving state.



© 2011 WIMM Labs Inc.

P/N: 28910006

Printed in China

WIMM One QSG

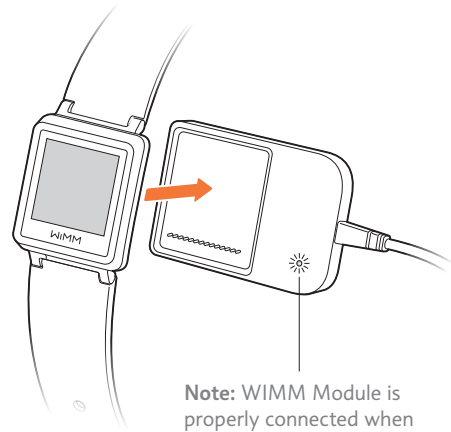


Finished size: 86mm in X 86mm

Flat Size: 430mm X 86mm

Accordion fold

Charging your WIMM Module



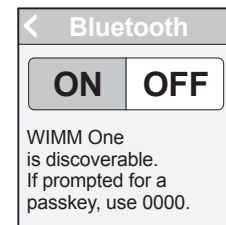
Note: WIMM Module is properly connected when the indicator light is on.

Using your WIMM Module with your phone

To use caller ID and other features, pair your WIMM Module with your Bluetooth-enabled phone.


Android, iPhone, and BlackBerry: Go to **m.wimm.com** and download the WIMM App to your phone.

Other Bluetooth phones: On your WIMM Module, go to **Settings**, select **Bluetooth**, and ensure that Bluetooth is **On**. On your phone, use the Bluetooth feature to pair your WIMM Module.



Tips and tricks

Change the watchface: Touch and hold the watchface, and then swipe left or right to view available faces. Touch a face to select it.

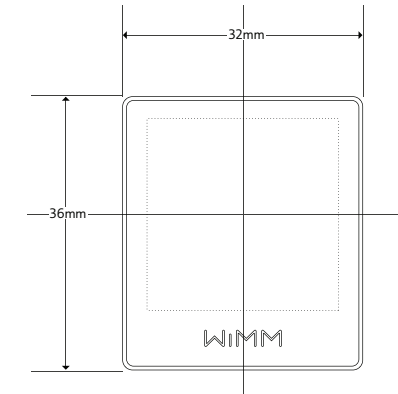
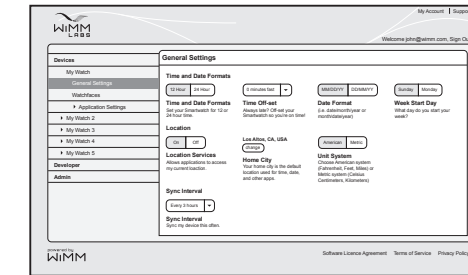


Go back to the watchface from any screen: Swipe down using two fingers.

Turn off the backlight: From the watchface, swipe down using two fingers.

WIMM One portal

Access the WIMM One Portal from your PC or mobile browser to personalize your settings, manage your account, and find and add micro apps for your WIMM Module. Login and learn more at **dev.wimm.com**.



**WIMM ONE
DEVELOPER KIT**