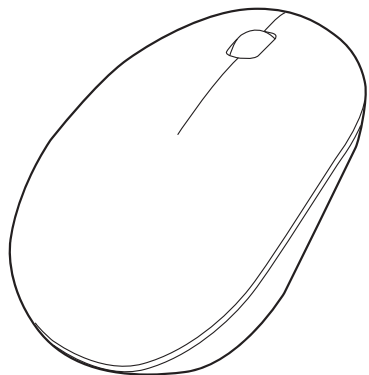


iHome IMACM212W-WM

Bluetooth™ wireless bluetooth mouse



package contents:

- wireless optical mouse
- 2 AAA batteries
- quick start guide

system requirements:

MAC
OS X 10.4 or later
USB port

PC
Windows XP,
Vista, or Windows 7-10
USB port

FCC Statement

This device complies with part 15 of the FCC Rules. Operation is subject to the following two conditions: (1) This device may not cause harmful interference, and (2) this device must accept any interference received, including interference that may cause undesired operation. Changes or modifications not expressly approved by the party responsible for compliance could void the user's authority to operate the equipment. This equipment has been tested and found to comply with the limits for a Class B digital device, pursuant to part 15 of FCC Rules. These limits are designed to provide reasonable protection against harmful interference when the equipment is operated in a residential installation.

This equipment generates, uses, and can radiate radio frequency energy and, if not installed and used in accordance with the instruction guide, may cause harmful interference to radio communications. However, there is no guarantee that interference will not occur in a particular installation. If this equipment does cause harmful interference to radio or television reception, which can be determined by turning the equipment off and on, the user is encouraged to try to correct the interference by one or more of the following measures:

- Reorient or relocate the receiving antenna.
- Increase the separation between the equipment and the receiver.
- Connect the equipment into an outlet on a circuit different from that to which the receiver is connected.
- Consult a service representative for help.

Properly shielded and grounded cables and connectors must be used in order to comply with FCC emission limits. LifeWorks is not responsible for any radio or television interference caused by using other than recommended cables and connectors or by unauthorized changes or modifications to this equipment. Unauthorized changes or modifications could void the user's authority to operate the equipment.

Responsible party:

LifeWorks Technology Group LLC
1412 Broadway, New York, NY 10018



Tested To Comply With FCC Standards
FOR HOME OR OFFICE USE

Keyboard and Mouse Devices: Health Warning

Use of a keyboard or mouse may be linked to serious injuries or disorders. As in many activities, when using a computer you may experience occasional discomfort in various parts of your body. However, do not ignore symptoms such as persistent or recurring discomfort, pain, throbbing, aching, tingling, numbness, burning sensation or stiffness. Promptly see a qualified doctor, even if symptoms occur when you are not working at your computer.

There is general consensus among researchers that there may be many factors linked to the occurrence of these symptoms, including overall health, stress, physical condition and how a person positions and uses his or her body during work and other activities (including the use of a keyboard or mouse). The amount of time a person spends performing an activity may also be a factor.

If you have questions about how your own lifestyle, activities or physical condition may be related to these symptoms, see a qualified health professional.

Class 1 Laser Products

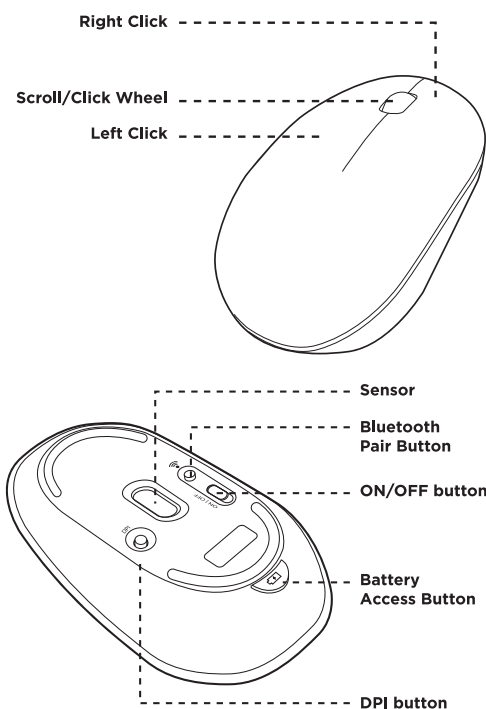
iHome Class 1 Laser products comply with International Standards EN 60825-1: 1994+A1+A2: 2001 and FDA standards title 21 CFR Subchapter J. Observe the following precautions; using the product in a manner other than specified here may cause hazardous radiation exposure.

- Do not stare at the Laser or shine the Laser into your eyes or those of another person.
- Do not allow young children to use the product without adult supervision.
- Do not try to replace or repair the Laser; these components are not user-replaceable.
- Do not shine the Laser on a reflective surface.
- Do not scratch the lens.

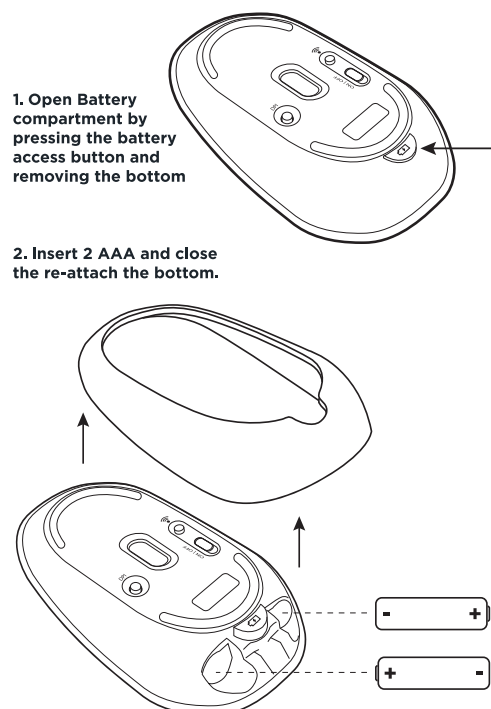


CLASS 1
LASER PRODUCT
IEC60825-1:2001-08

GET TO KNOW YOUR MOUSE

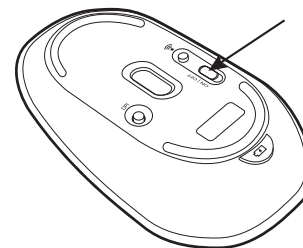


SET UP

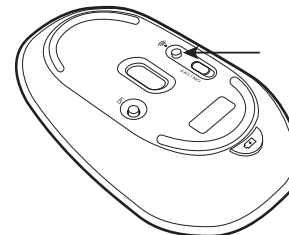


SET UP (continued)

3. Turn on your Mouse using the On/Off switch on the bottom.



4. Hold the Pairing button until the LED on top of the mouse starts flashing blue. (Mouse is now in pairing mode.)



5. Find "iHome Bluetooth Mouse" on your devices Bluetooth pairing settings and connect.

6. Start using your mouse!

Battery-Powered Devices

Use of rechargeable or disposable batteries in an improper manner may result in battery fluid leakage, overheating or explosion. Battery fluid is corrosive, may be toxic, can cause skin and eye burns, and is harmful if swallowed.

Wireless Devices

Remove the batteries from any wireless device, or turn it off, before boarding an aircraft or packing the device in luggage that will be checked. Wireless devices can transmit radio frequency (RF) energy whenever batteries are installed and the device is turned on.

Radio Frequency Technical Specifications: 2.4 GHz Devices

Non-specific short range device. RF output power meets all SRD requirements.

Warning Improper setup, use and care of this product can increase the risk of serious injury, death or device damage. Read and keep this guide and all other printed guides for future reference. For updated guides or replacements, go to www.life-works.com

Do Not Attempt Repairs Do not attempt to take apart, open, repair, service or modify the device(s). Doing so may risk electric shock or other hazard. Evidence of any attempt to open or modify the device, including any peeling, puncture or removal of labels, will void the limited Lifetime Warranty.

Choking Hazard This product contains small parts that may pose a choking hazard to children and pets.

support: 877-543-3540

website: www.goihome.com

2020© Lifeworks Technology Group LLC. New York, NY 10018 iHome is a registered trademark of SDI Technologies Inc., used under license. iPad is a trademark of Apple Inc., registered in the US and other countries. All other brands and logos are trademarks of their respective companies. Made in China.

PRODUCT TIPS

- The Scroll wheel is also a button. Press the scroll wheel (without rolling it) to automatically scroll a document or web page, then move your mouse up or down to set the automatic scrolling speed.

- Switch off your mouse when traveling to conserve battery life.

TROUBLESHOOTING

If mouse does not work:

- Check the battery is inserted correctly.
- Install fresh batteries.
- Move the mouse closer to the Bluetooth device
- Ensure the laser sensor on the bottom of the mouse is clean.