

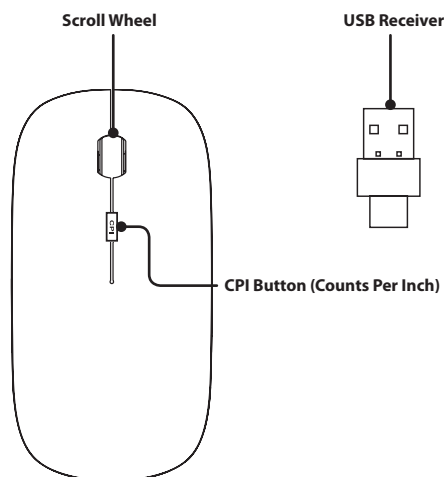
# memorex Slim Wireless Mouse

MAMW10 v2883-01

## Features

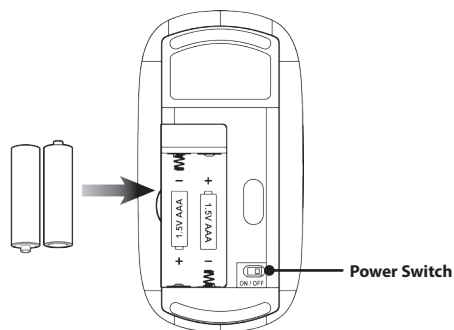
- 2.4GHz wireless
- Ergonomic ambidextrous design
- Precision scroll wheel
- Wireless range: 33 ft.
- CPI control (counts per inch)
- Plug-n-play

## Overview & Features



## Powering The Mouse

To power the mouse insert 2 AAA batteries (not included). Slide the **Power Switch** to the **ON** position to power on the mouse.



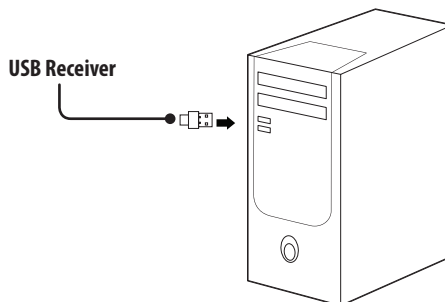
## Includes

- Mouse
- USB Receiver
- User's Manual

## Using the Mouse

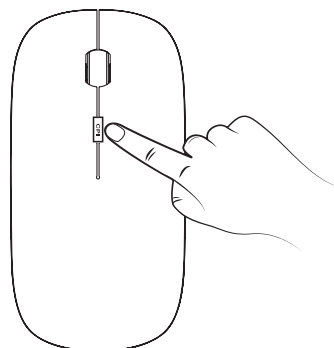
**Note:** This mouse does not require any drivers, it is ready to use when the receiver is plugged in.

1. To begin using the mouse, power on the mouse on by sliding the Power switch to the ON position.
2. Plug the **USB Receiver** into a USB port on your PC or Laptop.
3. Wait a few seconds and the mouse will be ready to use.



## CPI Button

The CPI button controls how quickly the mouse cursor moves on your monitor. Repeatedly press the CPI button to change the cursor speed (High, Medium, Low).



## Contact Information

**Website:** [www.memorex.com](http://www.memorex.com)

**Email Support:** [prodinfo@dpiinc.com](mailto:prodinfo@dpiinc.com)

**Email Parts:** [partsinfo@dpiinc.com](mailto:partsinfo@dpiinc.com)

**Phone Support:** 1-888-999-4215

## Warranty

For Warranty Information and the most up-to-date version of this User's Guide, go to: [www.memorex.com](http://www.memorex.com)

Copyright © 2021 Digital Products International (DPI, Inc.).

All other trademarks appearing herein are the property of their respective owners.

Specifications are subject to change without notice.

This device complies with Part 15 of the FCC rules. Operation is subject to the following two conditions:  
1) this device may not cause harmful interference, and 2) this device must accept any interference received, including interference that may cause undesired operation.



**WARNING :** This product can expose you to chemicals including lead, which is known to the State of California to cause cancer and birth defects or other reproductive harm. For more information go to [www.P65Warnings.ca.gov](http://www.P65Warnings.ca.gov).  
**This product meets and complies with required Federal product guidelines.**

## FCC Warnings

**WARNING:** Changes or modifications to this unit not expressly approved by the party responsible for compliance could void the user's authority to operate the equipment.

**NOTE:** This equipment has been tested and found to comply with the limits for a Class B digital device, pursuant to Part 15 of the FCC Rules. These limits are designed to provide reasonable protection against harmful interference in a residential installation. This equipment generates, uses, and can radiate radio frequency energy and, if not installed and used in accordance with the instructions, may cause harmful interference to radio communications. However, there is no guarantee that interference will not occur in a particular installation. If this equipment does cause harmful interference to radio or television reception, which can be determined by turning the equipment off and on, the user is encouraged to try to correct the interference by one or more of the following measures:

- Reorient or relocate the receiving antenna.
- Increase the separation between the equipment and receiver.
- Connect the equipment into an outlet on a circuit different from that to which the receiver is connected.
- Consult the dealer or an experienced radio/TV technician for help.

## Additional Warnings

- **WARNING:** To prevent fire or shock hazards, do not expose this unit to rain or moisture.
- **WARNING :** Where the mains plug or appliance coupler is used as the disconnect device, such disconnect device shall remain readily operable.
- Lithium batteries, like all rechargeable batteries, are recyclable and should be recycled or disposed of according to state and local guidelines. They should never be disposed of in normal household waste, and they should never be incinerated, as they might explode. Contact your local government for disposal or recycling practices in your area.
- This product meets and complies with all Federal regulations.
- **To avoid hearing damage,** make sure that the volume on your music player is turned down before connecting your headphones. After placing headphones in/on your ears, gradually turn up the volume until you reach a comfortable listening level.