

# 1. EUT Photos

## Antenna Location



Antenna Location

**Unit on holster**




Considered As Back for Testing

**Unit out of holster**



## 2. Setup Photos

Photo 1: Back 0mm



**Photo 2:** Front 0mm




**Photo 3: Top Edge**




**Photo 4:** Left Edge 0mm





**Photo 5:** 15cm Liquid Depth in Flat Section of SAM Phantom



**Photo 6:** 15cm Liquid Depth in Elliptical Phantom