



1. Setup Photos

1.1. Front of DUT



1.2. Backside of DUT





Test Report #: Date of Report:	SAR_TZMED-013-19001_Appendix_B 2020-05-04	FCC ID: ISED ID:	ZIMH40L 9647A- H40L	
-----------------------------------	--	---------------------	------------------------	---

1.3. Setup front with Holster




1.4. Setup front no holster



Test Report #: Date of Report:	SAR_TZMED-013-19001_Appendix_B 2020-05-04	FCC ID: ISED ID:	ZIMH40L 9647A- H40L	
---	--	-----------------------------------	------------------------	---


1.5. Setup right no holster



Test Report #: Date of Report:	SAR_TZMED-013-19001_Appendix_B 2020-05-04	FCC ID: ISED ID:	ZIMH40L 9647A- H40L	
---	--	-----------------------------------	------------------------	---

1.6. Antenna location back top of device



Test Report #: Date of Report:	SAR_TZMED-013-19001_Appendix_B 2020-05-04	FCC ID: ISED ID:	ZIMH40L 9647A- H40L	
---	--	-----------------------------------	------------------------	---

1.7. Setup top no holster



Test Report #: Date of Report:	SAR_TZMED-013-19001_Appendix_B 2020-05-04	FCC ID: ISED ID:	ZIMH40L 9647A- H40L	
---	--	-----------------------------------	------------------------	---

1.8. 15cm Liquid Depth in Elliptical Phantom

