



I. 850MHz Band RESULTS

<u>TYPE</u>	<u>PARAMETERS</u>
<u>Phone</u>	<p><u>Measurement 1:</u> Right Head with Cheek device position on Low Channel in GSM850 mode <u>Measurement 2:</u> Right Head with Cheek device position on Middle Channel in GSM850 mode <u>Measurement 3:</u> Right Head with Cheek device position on High Channel in GSM850 mode <u>Measurement 4:</u> Right Head with Tilt device position on Low Channel in GSM850 mode <u>Measurement 5:</u> Right Head with Tilt device position on Middle Channel in GSM850 mode <u>Measurement 6:</u> Right Head with Tilt device position on High Channel in GSM850 mode <u>Measurement 7:</u> Left Head with Cheek device position on Low Channel in GSM850 mode <u>Measurement 8:</u> Left Head with Cheek device position on Middle Channel in GSM850 mode <u>Measurement 9:</u> Left Head with Cheek device position on High Channel in GSM850 mode <u>Measurement 10:</u> Left Head with Tilt device position on Low Channel in GSM850 mode <u>Measurement 11:</u> Left Head with Tilt device position on Middle Channel in GSM850 mode <u>Measurement 12:</u> Left Head with Tilt device position on High Channel in GSM850 mode <u>Measurement 13:</u> FrontSide toward phantom 15mm, Low Channel in GSM850 mode <u>Measurement 14:</u> FrontSide toward phantom 15mm, Middle Channel in GSM850 mode <u>Measurement 15:</u> ForntSide toward phantom 15mm, High Channel in GSM850 mode <u>Measurement 16:</u> BackSide toward phantom 15mm, Low Channel in GSM850 mode <u>Measurement 17:</u> BackSide toward phantom 15mm, Middle Channel in GSM850 mode <u>Measurement 18:</u> BackSide toward phantom 15mm, High Channel in GSM850 mode</p>



MEASUREMENT 1

Date of measurement: 04/14/2011

Area Scan: 7 x 7 x 1 dx=15mm dy=15mm

Zoom Scan: 5 x 5 x 7 dx=5mm dy=5mm dz=5mm

Z Axis Scan: 1 x 1 x 21 dx=20mm dy=20mm dz=5mm

A. Experimental conditions.

Phantom File	zinf15.txt, Adaptative 2 max
Phantom	Right head
Device Position	Cheek
Band	GSM850
Channels	Low
Signal	GSM

B. Instrumentations.

PC	HP (Pentium(R) V3.06GHz, SN:375052-AA1)	Calibrated: N/A
Wireless Communication Test Set	R&S (CMU200, SN:B23-03291)	Calibration Due: 05/25/2011
Network Analyzer	Agilent(E5071B, MY42301382)	Calibration Due: 03/24/2012
Voltmeter	Keithley (2000, SN:1015843)	Calibration Due: 05/25/2011
Signal Generator	Agilent (E8257C, SN:MY43321570)	Calibration Due: 03/24/2012
Amplifier	Mini-Circuits (ZHL-42, SN:110405)	Calibration Due: 07/29/2011
Power Meter	Agilent (E4416A, SN:QB41292714)	Calibration Due: 03/24/2012
Probe	Antennessa (SN:SN_1109_EP_100)	Calibration Due: 05/04/2011
DIPOLE 835	Antennessa (DIPI32,SN 48/05)	Calibration Due: 02/09/2012
Phantom	Antennessa (SN:SN41_05_SAM29)	Calibrated: N/A
Liquid	Antennessa	Calibrated: N/A
Measurement SW	OPEN SAR V2.1	Calibrated: N/A

C. SAR Measurement Results

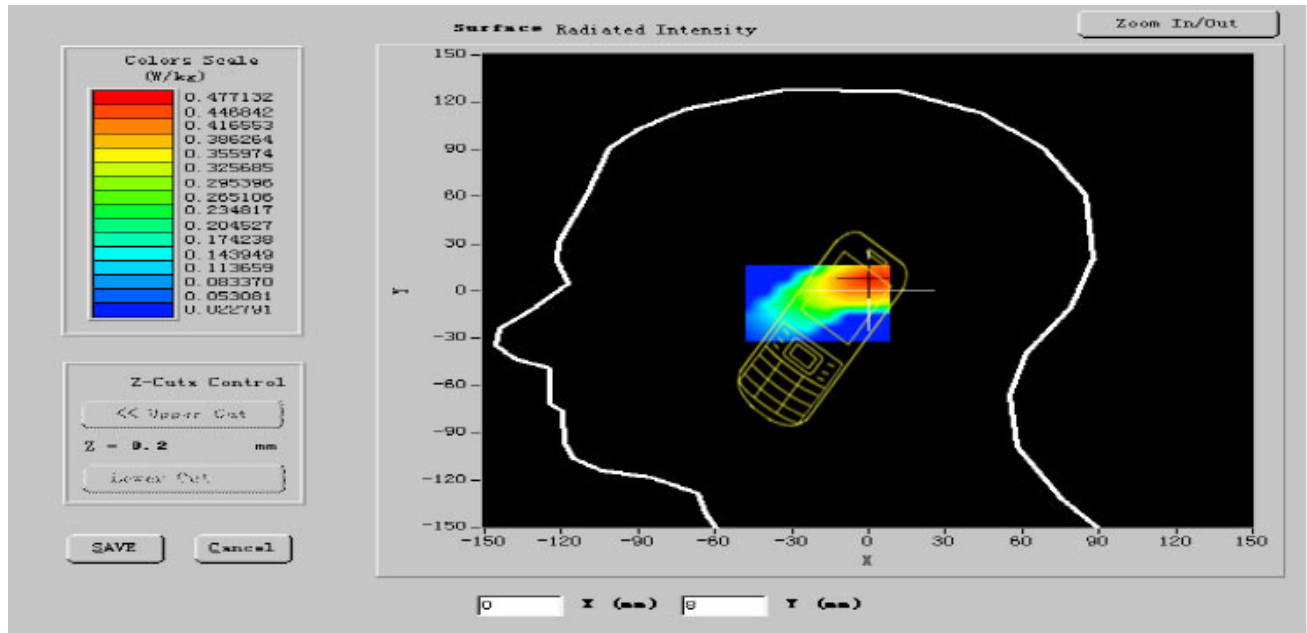
Frequency (MHz)	824.200012
Relative permittivity (real part)	41.466999
Relative permittivity (imaginary part)	19.511101
Conductivity (S/m)	0.923392
Variation (%)	-1.490000
Ambient Temperature:	21 °C
Liquid Temperature:	20 °C
ConvF:	20.66, 20.51, 28.36



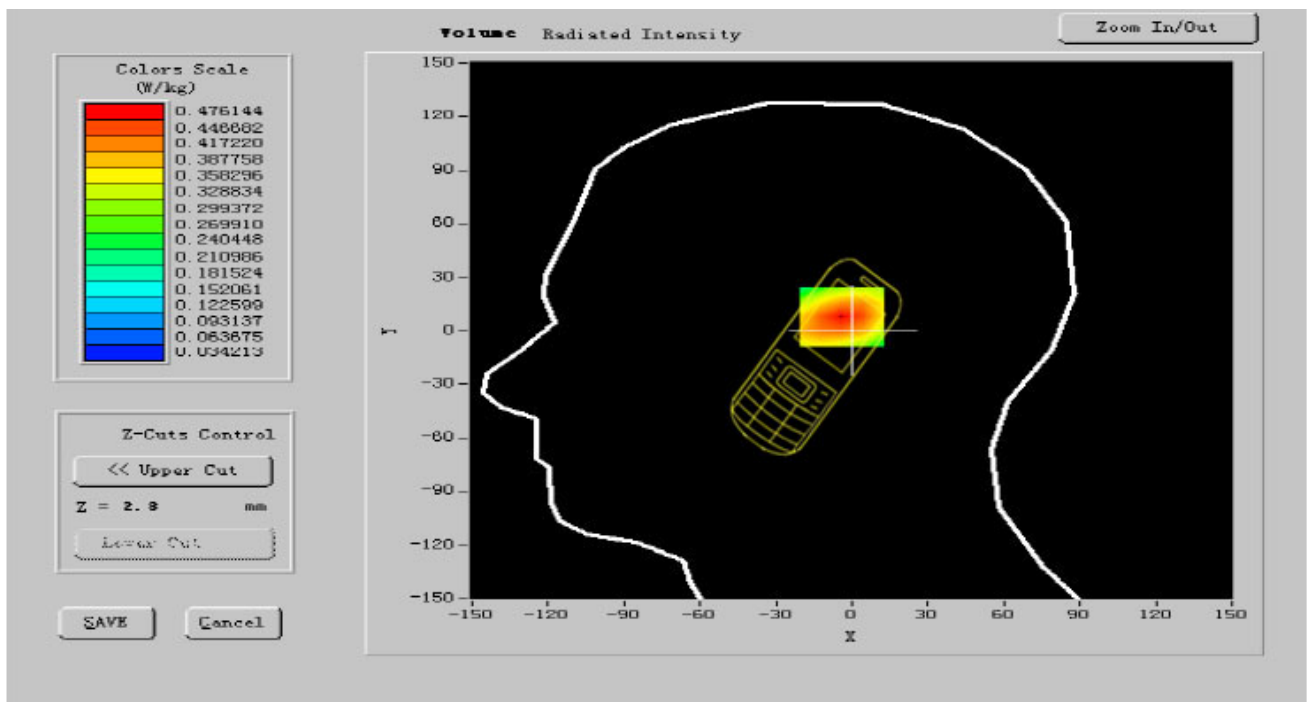
Crest factor:

1:8

SURFACE SAR



VOLUME SAR



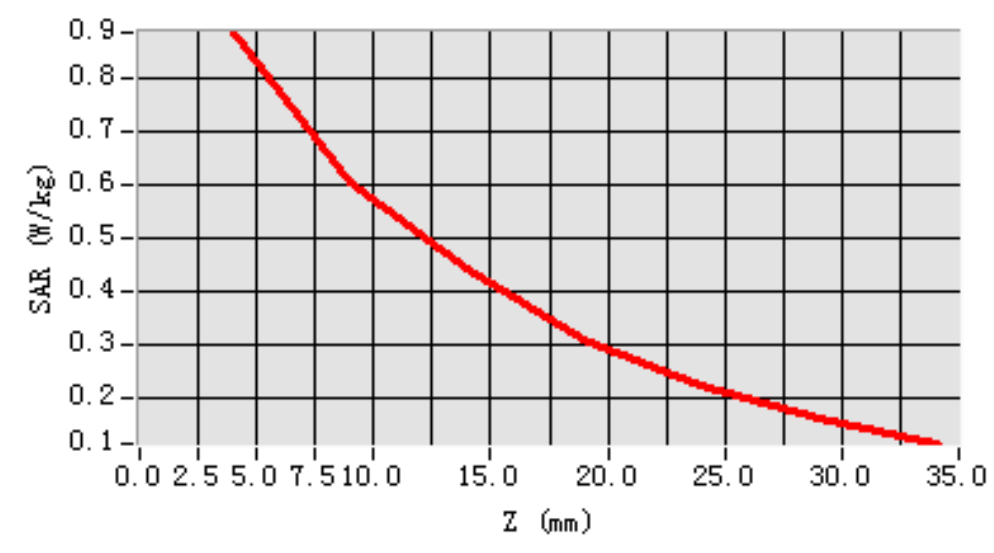


Maximum location: X=-13.00, Y=-3.00

SAR 10g (W/Kg)	0.544232
SAR 1g (W/Kg)	0.849195

Z Axis Scan

SAR, Z Axis Scan (X = -13, Y = -3)





MEASUREMENT 2

Date of measurement: 04/14/2011

Area Scan: 7 x 7 x 1	dx=15mm	dy=15mm
Zoom Scan: 5 x 5 x 7	dx=5mm	dy=5mm dz=5mm
Z Axis Scan: 1 x 1 x 21	dx=20mm	dy=20mm dz=5mm

A. Experimental conditions.

Phantom File	zinf15.txt, Adaptative 2 max
Phantom	Right head
Device Position	Cheek
Band	GSM850
Channels	Middle
Signal	GSM

B. Instrumentations.

PC	HP (Pentium(R) V3.06GHz, SN:375052-AA1)	Calibrated: N/A
Wireless Communication Test Set	R&S (CMU200, SN:B23-03291)	Calibration Due: 05/25/2011
Network Analyzer	Agilent(E5071B, MY42301382)	Calibration Due: 03/24/2012
Voltmeter	Keithley (2000, SN:1015843)	Calibration Due: 05/25/2011
Signal Generator	Agilent (E8257C, SN:MY43321570)	Calibration Due: 03/24/2012
Amplifier	Mini-Circuits (ZHL-42, SN:110405)	Calibration Due: 07/29/2011
Power Meter	Agilent (E4416A, SN:QB41292714)	Calibration Due: 03/24/2012
Probe	Antennessa (SN:SN_1109_EP_100)	Calibration Due: 05/04/2011
DIPOLE 835	Antennessa (DIPI32,SN 48/05)	Calibration Due: 02/09/2012
Phantom	Antennessa (SN:SN41_05_SAM29)	Calibrated: N/A
Liquid	Antennessa	Calibrated: N/A
Measurement SW	OPEN SAR V2.1	Calibrated: N/A

C. SAR Measurement Results

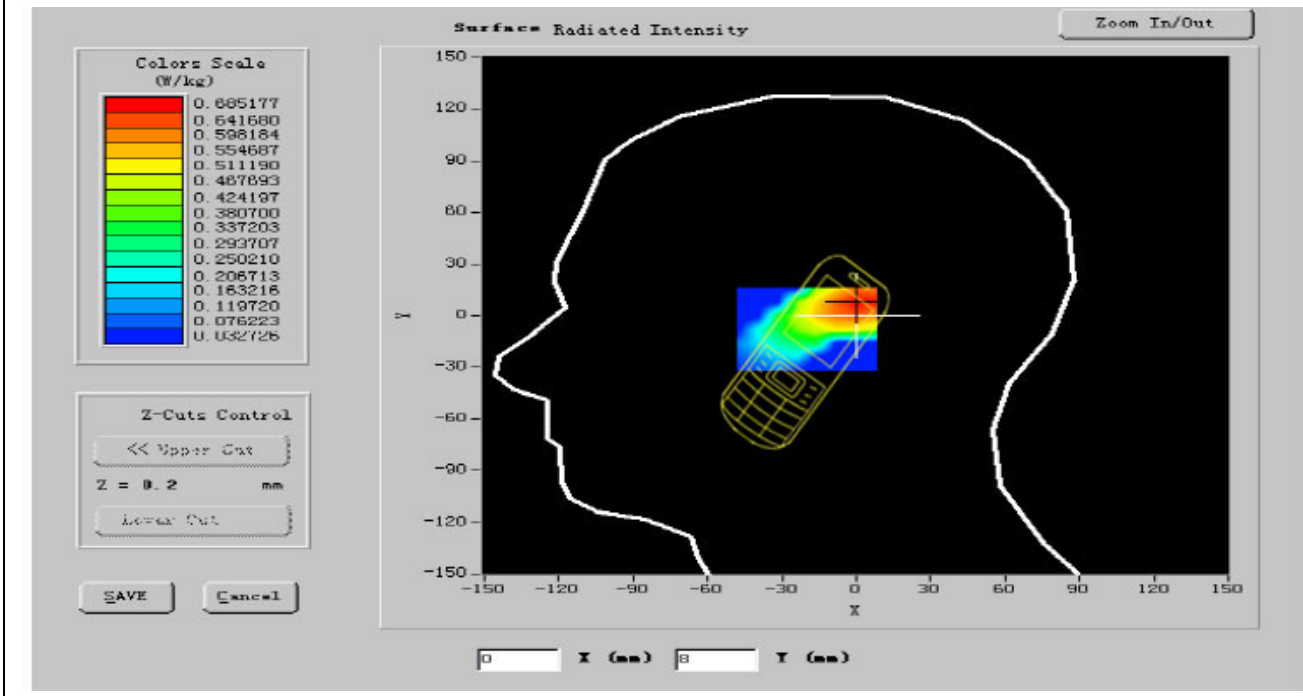
Frequency (MHz)	836.600024
Relative permittivity (real part)	41.466999
Relative permittivity (imaginary part)	19.511101
Conductivity (S/m)	0.916616
Variation (%)	-0.110000
Ambient Temperature:	21 °C
Liquid Temperature:	20 °C
ConvF:	20.66, 20.51, 28.36



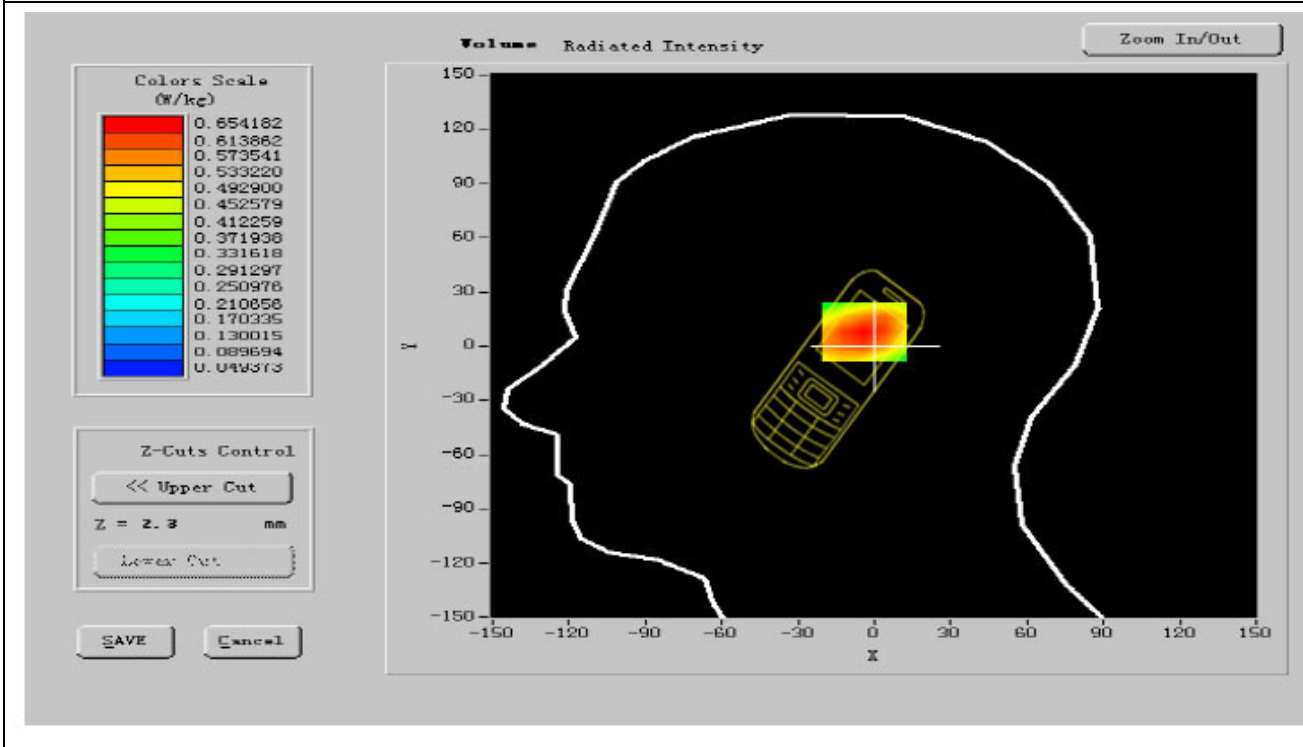
Crest factor:

1:8

SURFACE SAR



VOLUME SAR



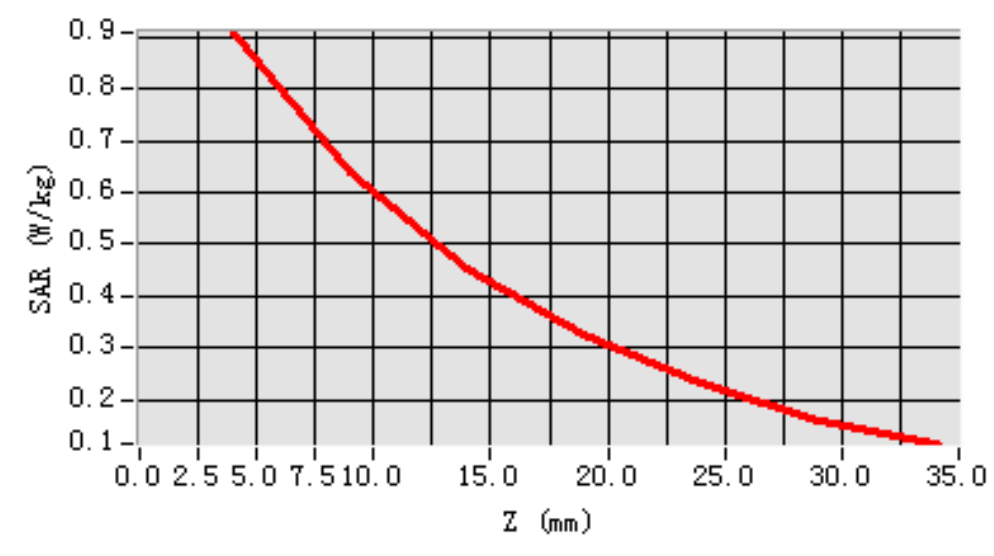


Maximum location: X=-13.00, Y=-3.00

SAR 10g (W/Kg)	0.562540
SAR 1g (W/Kg)	0.868381

Z Axis Scan

SAR, Z Axis Scan (X = -13, Y = -3)





MEASUREMENT 3

Date of measurement: 04/14/2011

Area Scan: 7 x 7 x 1 dx=15mm dy=15mm

Zoom Scan: 5 x 5 x 7 dx=5mm dy=5mm dz=5mm

Z Axis Scan: 1 x 1 x 21 dx=20mm dy=20mm dz=5mm

A. Experimental conditions.

Phantom File	zinf15.txt, Adaptative 2 max
Phantom	Right head
Device Position	Cheek
Band	GSM850
Channels	High
Signal	GSM

B. Instrumentations.

PC	HP (Pentium(R) V3.06GHz, SN:375052-AA1)	Calibrated: N/A
Wireless Communication Test Set	R&S (CMU200, SN:B23-03291)	Calibration Due: 05/25/2011
Network Analyzer	Agilent(E5071B, MY42301382)	Calibration Due: 03/24/2012
Voltmeter	Keithley (2000, SN:1015843)	Calibration Due: 05/25/2011
Signal Generator	Agilent (E8257C, SN:MY43321570)	Calibration Due: 03/24/2012
Amplifier	Mini-Circuits (ZHL-42, SN:110405)	Calibration Due: 07/29/2011
Power Meter	Agilent (E4416A, SN:QB41292714)	Calibration Due: 03/24/2012
Probe	Antenna (SN:SN_1109_EP_100)	Calibration Due: 05/04/2011
DIPOLE 835	Antenna (DIPI32,SN 48/05)	Calibration Due: 02/09/2012
Phantom	Antenna (SN:SN41_05_SAM29)	Calibrated: N/A
Liquid	Antenna	Calibrated: N/A
Measurement SW	OPEN SAR V2.1	Calibrated: N/A

C. SAR Measurement Results

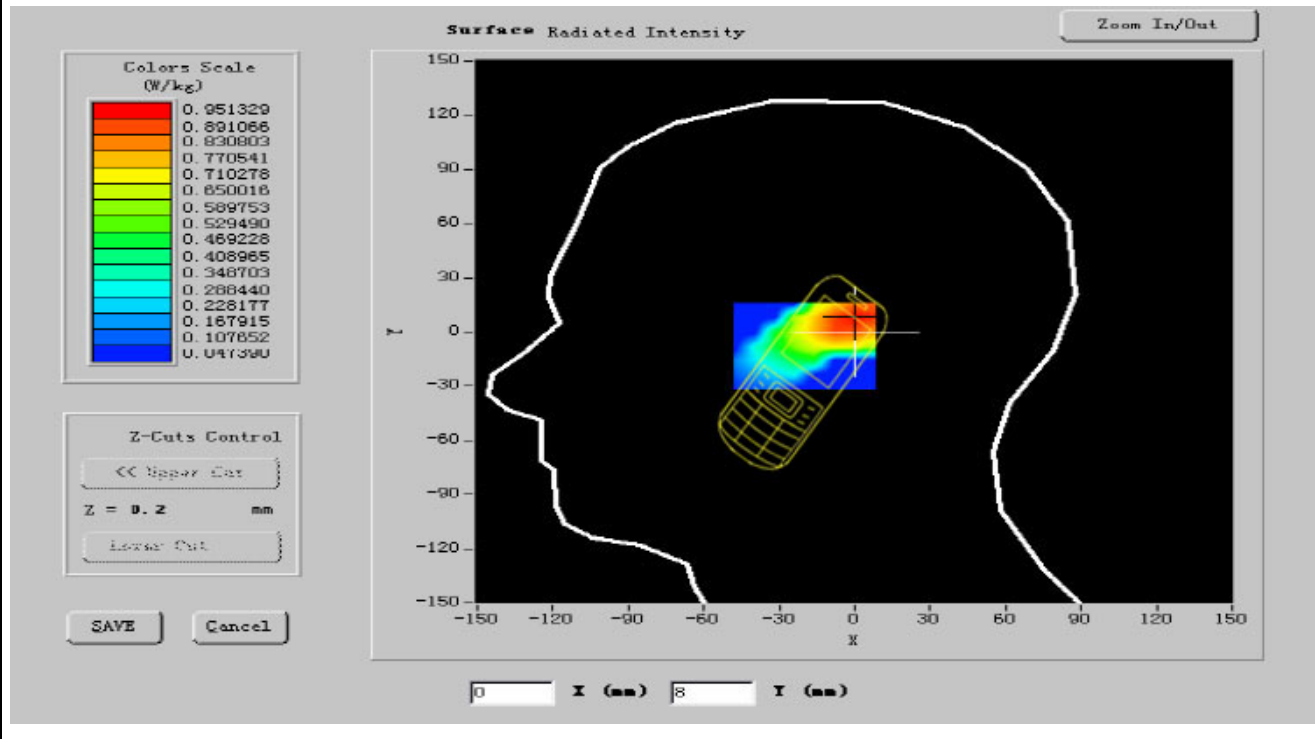
Frequency (MHz)	848.599976
Relative permittivity (real part)	41.262001
Relative permittivity (imaginary part)	19.598200
Conductivity (S/m)	0.923946
Variation (%)	-0.110000
Ambient Temperature:	21 °C
Liquid Temperature:	20 °C
ConvF:	20.66, 20.51, 28.36



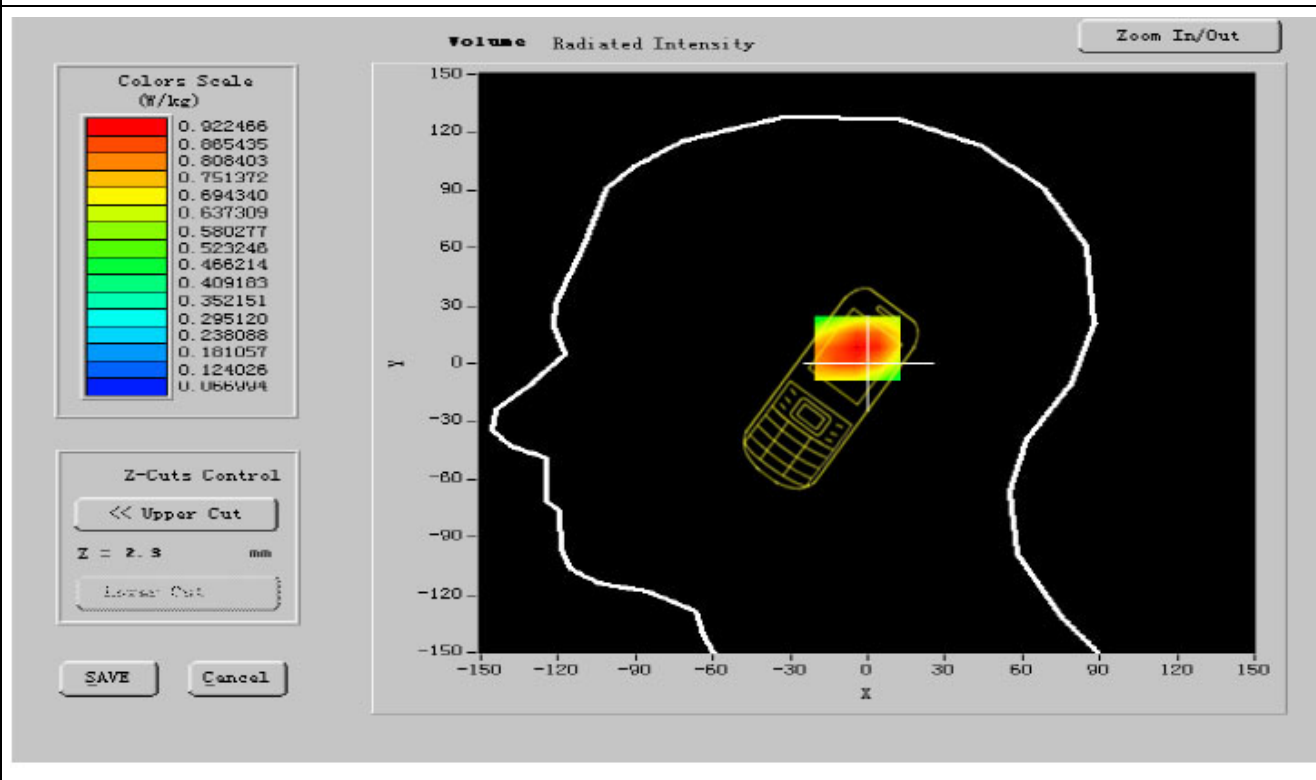
Crest factor:

1:8

SURFACE SAR



VOLUME SAR



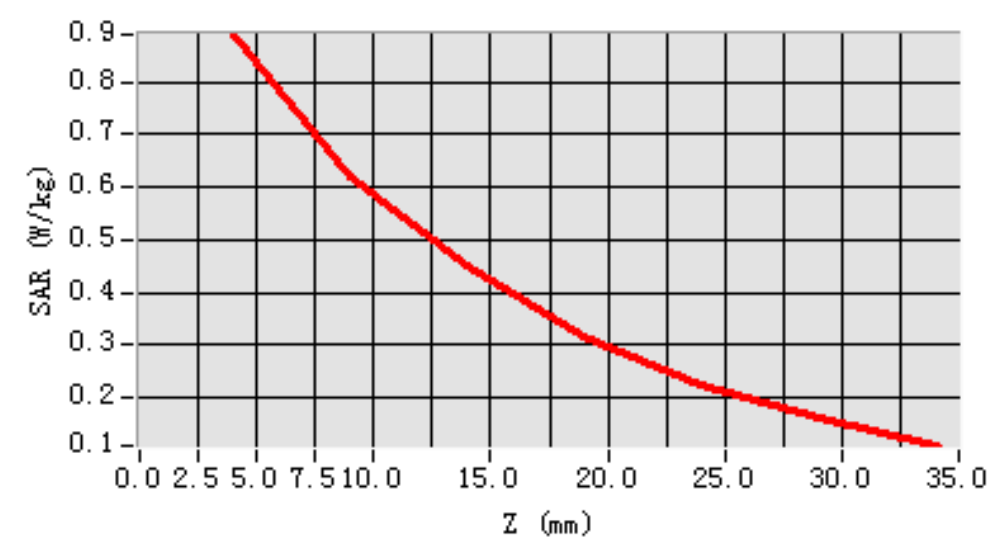


Maximum location: X=-13.00, Y=-3.00

SAR 10g (W/Kg)	0.555620
SAR 1g (W/Kg)	0.834465

Z Axis Scan

SAR, Z Axis Scan (X = -13, Y = -3)





MEASUREMENT 4

Date of measurement: 04/14/2011

Area Scan: 7 x 7 x 1	dx=15mm	dy=15mm	
Zoom Scan: 5 x 5 x 7	dx=5mm	dy=5mm	dz=5mm
Z Axis Scan: 1 x 1 x 21	dx=20mm	dy=20mm	dz=5mm

A. Experimental conditions.

Phantom File	zinf15.txt, Adaptative 2 max
Phantom	Right head
Device Position	Tilt
Band	GSM850
Channels	Low
Signal	GSM

B. Instrumentations.

PC	HP (Pentium(R) V3.06GHz, SN:375052-AA1)	Calibrated: N/A
Wireless Communication Test Set	R&S (CMU200, SN:B23-03291)	Calibration Due: 05/25/2011
Network Analyzer	Agilent(E5071B, MY42301382)	Calibration Due: 03/24/2012
Voltmeter	Keithley (2000, SN:1015843)	Calibration Due: 05/25/2011
Signal Generator	Agilent (E8257C, SN:MY43321570)	Calibration Due: 03/24/2012
Amplifier	Mini-Circuits (ZHL-42, SN:110405)	Calibration Due: 07/29/2011
Power Meter	Agilent (E4416A, SN:QB41292714)	Calibration Due: 03/24/2012
Probe	Antennessa (SN:SN_1109_EP_100)	Calibration Due: 05/04/2011
DIPOLE 835	Antennessa (DIPI32,SN 48/05)	Calibration Due: 02/09/2012
Phantom	Antennessa (SN:SN41_05_SAM29)	Calibrated: N/A
Liquid	Antennessa	Calibrated: N/A
Measurement SW	OPEN SAR V2.1	Calibrated: N/A

C. SAR Measurement Results

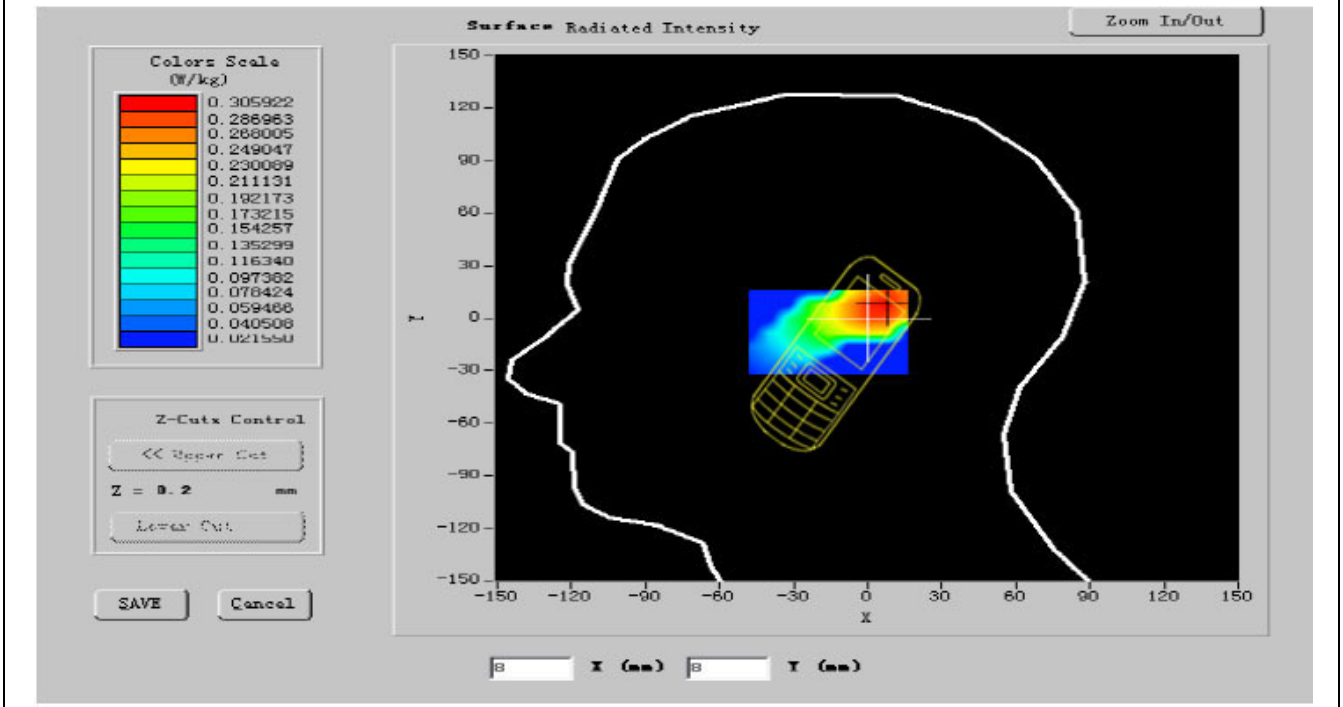
Frequency (MHz)	824.200012
Relative permittivity (real part)	41.466999
Relative permittivity (imaginary part)	19.511101
Conductivity (S/m)	0.913392
Variation (%)	-3.070000
Ambient Temperature:	21 °C
Liquid Temperature:	20 °C
ConvF:	20.66, 20.51, 28.36



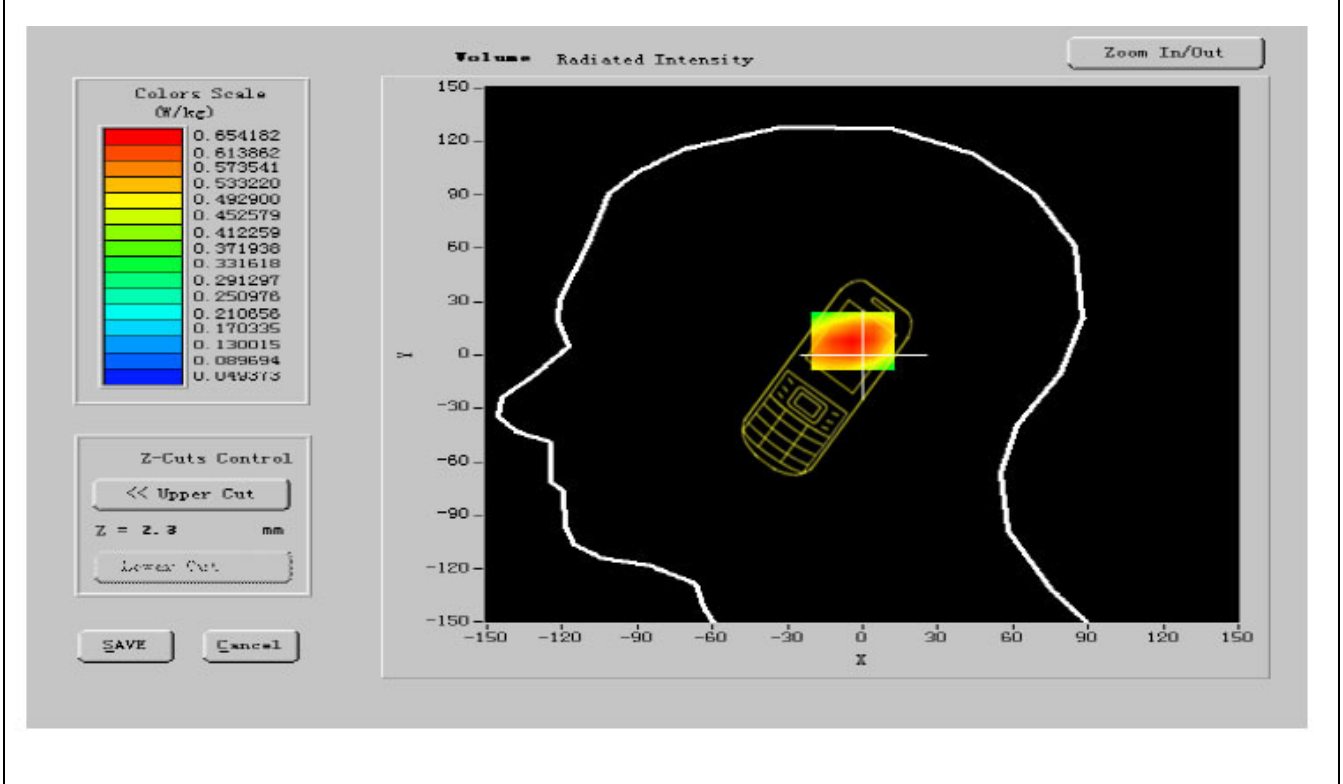
Crest factor:

1:8

SURFACE SAR



VOLUME SAR



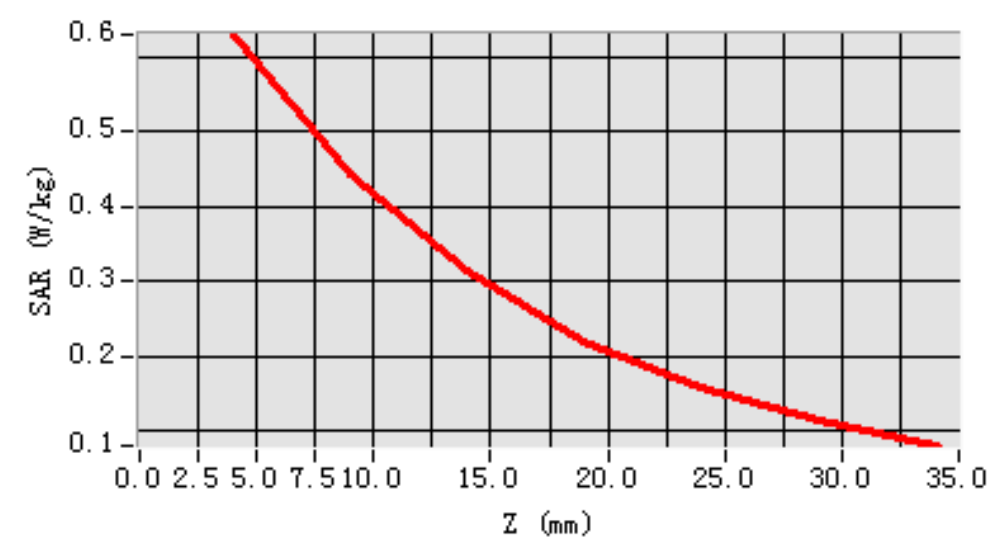


Maximum location: X=-13.00, Y=-3.00

SAR 10g (W/Kg)	0.365920
SAR 1g (W/Kg)	0.575698

Z Axis Scan

SAR, Z Axis Scan (X = -9, Y = -6)





MEASUREMENT 5

Date of measurement: 04/14/2011

Area Scan: 7 x 7 x 1	dx=15mm	dy=15mm
Zoom Scan: 5 x 5 x 7	dx=5mm	dy=5mm dz=5mm
Z Axis Scan: 1 x 1 x 21	dx=20mm	dy=20mm dz=5mm

A. Experimental conditions.

Phantom File	zinf15.txt, Adaptative 2 max
Phantom	Right head
Device Position	Tilt
Band	GSM850
Channels	Middle
Signal	GSM

B. Instrumentations.

PC	HP (Pentium(R) V3.06GHz, SN:375052-AA1)	Calibrated: N/A
Wireless Communication Test Set	R&S (CMU200, SN:B23-03291)	Calibration Due: 05/25/2011
Network Analyzer	Agilent(E5071B, MY42301382)	Calibration Due: 03/24/2012
Voltmeter	Keithley (2000, SN:1015843)	Calibration Due: 05/25/2011
Signal Generator	Agilent (E8257C, SN:MY43321570)	Calibration Due: 03/24/2012
Amplifier	Mini-Circuits (ZHL-42, SN:110405)	Calibration Due: 07/29/2011
Power Meter	Agilent (E4416A, SN:QB41292714)	Calibration Due: 03/24/2012
Probe	Antennessa (SN:SN_1109_EP_100)	Calibration Due: 05/04/2011
DIPOLE 835	Antennessa (DIPI32,SN 48/05)	Calibration Due: 02/09/2012
Phantom	Antennessa (SN:SN41_05_SAM29)	Calibrated: N/A
Liquid	Antennessa	Calibrated: N/A
Measurement SW	OPEN SAR V2.1	Calibrated: N/A

C. SAR Measurement Results

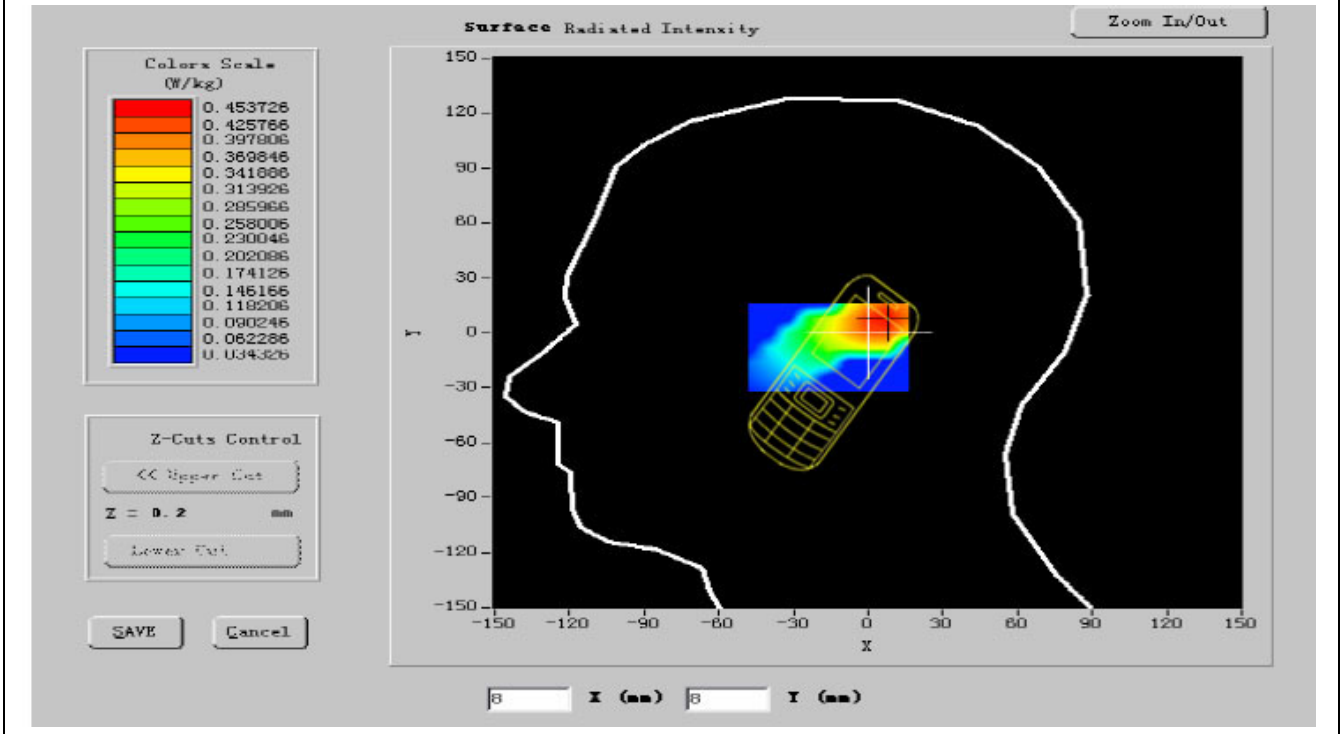
Frequency (MHz)	836.600024
Relative permittivity (real part)	41.466999
Relative permittivity (imaginary part)	19.511101
Conductivity (S/m)	0.913636
Variation (%)	-0.880000
Ambient Temperature:	21 °C
Liquid Temperature:	20 °C
ConvF:	20.66, 20.51, 28.36



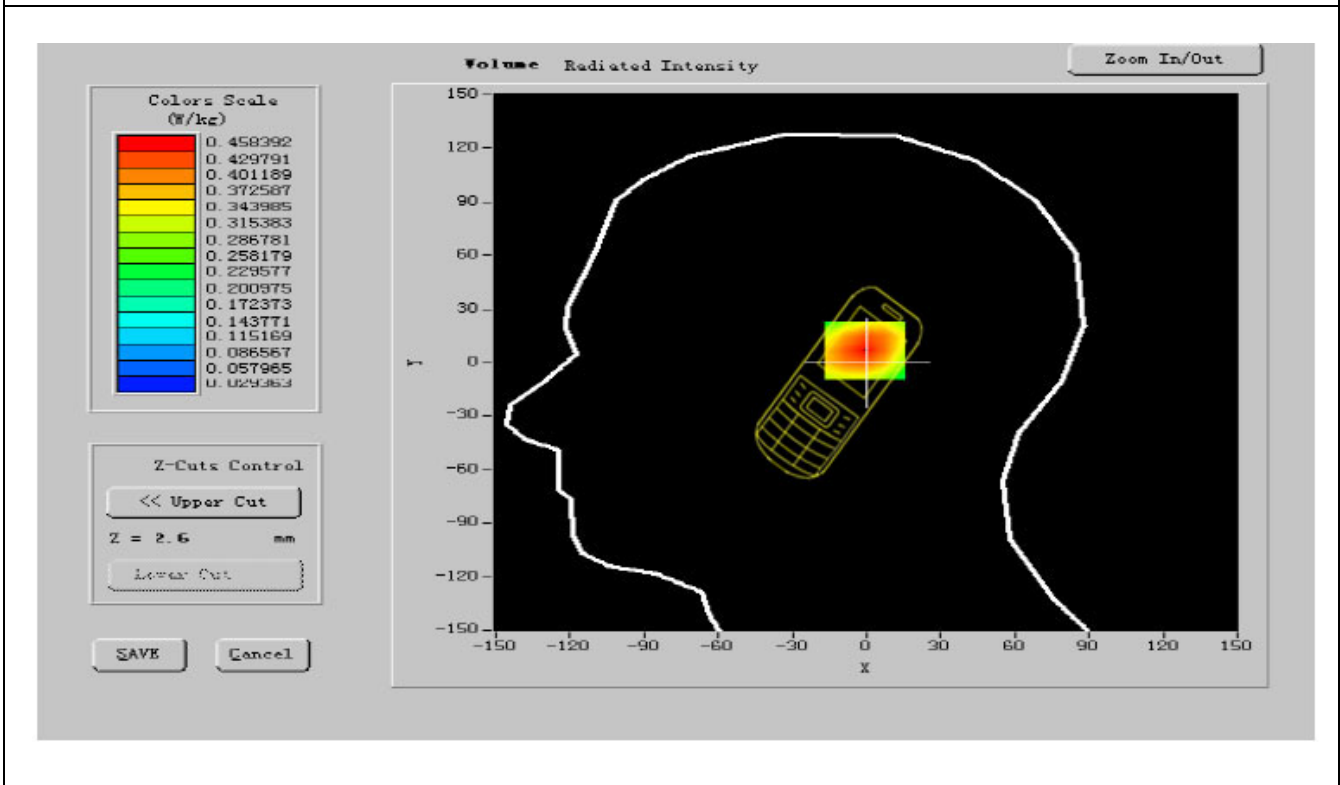
Crest factor:

1:8

SURFACE SAR



VOLUME SAR



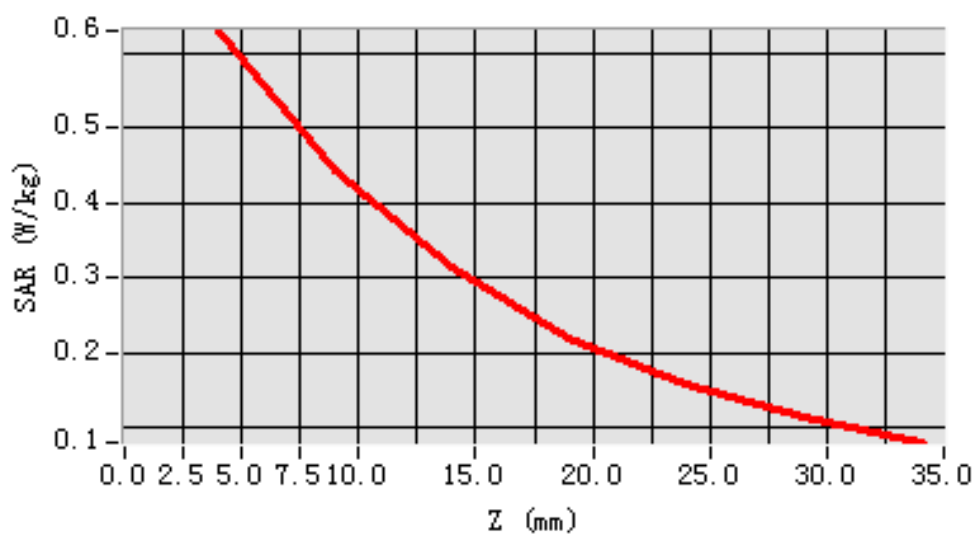


Maximum location: X=-13.00, Y=-3.00

SAR 10g (W/Kg)	0.412358
SAR 1g (W/Kg)	0.587451

Z Axis Scan

SAR, Z Axis Scan (X = -9, Y = -6)





MEASUREMENT 6

Date of measurement: 04/14/2011

Area Scan: 7 x 7 x 1 dx=15mm dy=15mm
Zoom Scan: 5 x 5 x 7 dx=5mm dy=5mm dz=5mm
Z Axis Scan: 1 x 1 x 21 dx=20mm dy=20mm dz=5mm

A. Experimental conditions.

Phantom File	zinf15.txt, Adaptative 2 max
Phantom	Right head
Device Position	Tilt
Band	GSM850
Channels	High
Signal	GSM

B. Instrumentations.

PC	HP (Pentium(R) V3.06GHz, SN:375052-AA1)	Calibrated: N/A
Wireless Communication Test Set	R&S (CMU200, SN:B23-03291)	Calibration Due: 05/25/2011
Network Analyzer	Agilent(E5071B, MY42301382)	Calibration Due: 03/24/2012
Voltmeter	Keithley (2000, SN:1015843)	Calibration Due: 05/25/2011
Signal Generator	Agilent (E8257C, SN:MY43321570)	Calibration Due: 03/24/2012
Amplifier	Mini-Circuits (ZHL-42, SN:110405)	Calibration Due: 07/29/2011
Power Meter	Agilent (E4416A, SN:QB41292714)	Calibration Due: 03/24/2012
Probe	Antennessa (SN:SN_1109_EP_100)	Calibration Due: 05/04/2011
DIPOLE 835	Antennessa (DIPI32,SN 48/05)	Calibration Due: 02/09/2012
Phantom	Antennessa (SN:SN41_05_SAM29)	Calibrated: N/A
Liquid	Antennessa	Calibrated: N/A
Measurement SW	OPEN SAR V2.1	Calibrated: N/A

C. SAR Measurement Results

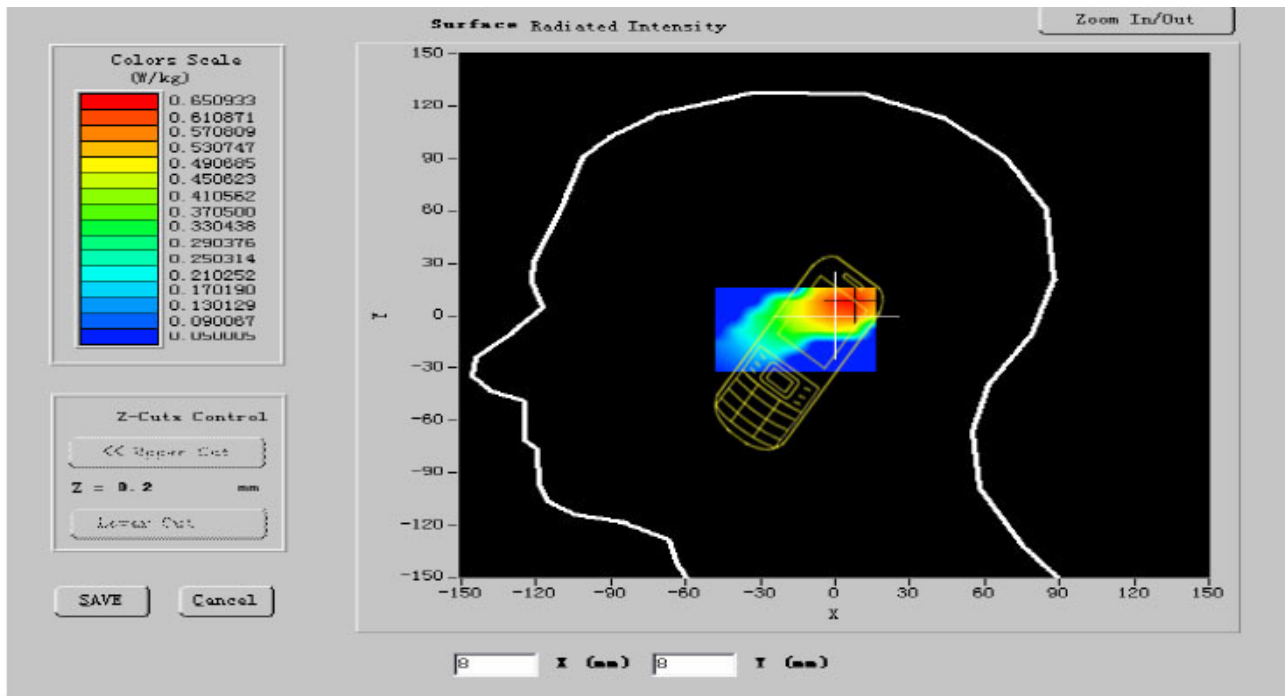
Frequency (MHz)	848.599976
Relative permittivity (real part)	41.262001
Relative permittivity (imaginary part)	19.598200
Conductivity (S/m)	0.923946
Variation (%)	-3.070000
Ambient Temperature:	21 °C
Liquid Temperature:	20 °C
ConvF:	20.66, 20.51, 28.36



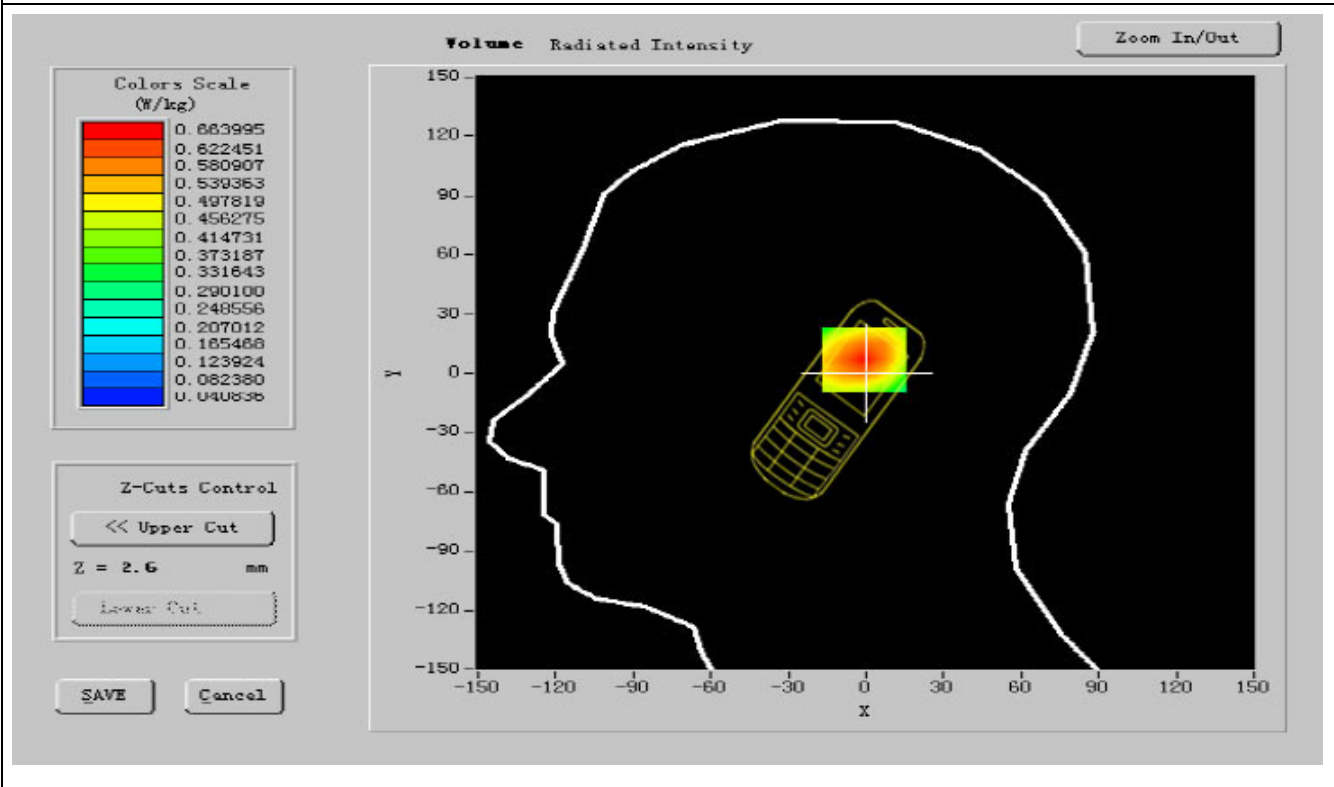
Crest factor:

1:8

SURFACE SAR



VOLUME SAR



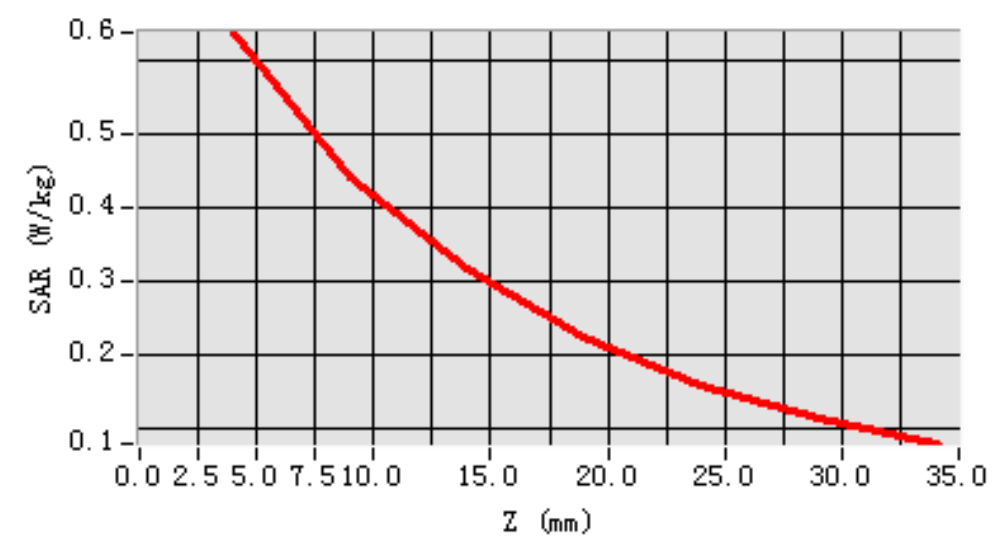


Maximum location: X=-13.00, Y=-3.00

SAR 10g (W/Kg)	0.416354
SAR 1g (W/Kg)	0.594571

Z Axis Scan

SAR, Z Axis Scan (X = -9, Y = -6)





MEASUREMENT 7

Date of measurement: 04/14/2011

Area Scan: 7 x 7 x 1 **dx=15mm** **dy=15mm**
Zoom Scan: 5 x 5 x 7 **dx=5mm** **dy=5mm** **dz=5mm**
Z Axis Scan: 1 x 1 x 21 **dx=20mm** **dy=20mm** **dz=5mm**

A. Experimental conditions.

Phantom File	zinf15.txt, Adaptative 2 max
Phantom	Left head
Device Position	Cheek
Band	GSM850
Channels	Low
Signal	GSM

B. Instrumentations.

PC	HP (Pentium(R) V3.06GHz, SN:375052-AA1)	Calibrated: N/A
Wireless Communication Test Set	R&S (CMU200, SN:B23-03291)	Calibration Due: 05/25/2011
Network Analyzer	Agilent(E5071B, MY42301382)	Calibration Due: 03/24/2012
Voltmeter	Keithley (2000, SN:1015843)	Calibration Due: 05/25/2011
Signal Generator	Agilent (E8257C, SN:MY43321570)	Calibration Due: 03/24/2012
Amplifier	Mini-Circuits (ZHL-42, SN:110405)	Calibration Due: 07/29/2011
Power Meter	Agilent (E4416A, SN:QB41292714)	Calibration Due: 03/24/2012
Probe	Antenna (SN:SN_1109_EP_100)	Calibration Due: 05/04/2011
DIPOLE 835	Antenna (DIPI32,SN 48/05)	Calibration Due: 02/09/2012
Phantom	Antenna (SN:SN41_05_SAM29)	Calibrated: N/A
Liquid	Antenna	Calibrated: N/A
Measurement SW	OPEN SAR V2.1	Calibrated: N/A

C. SAR Measurement Results

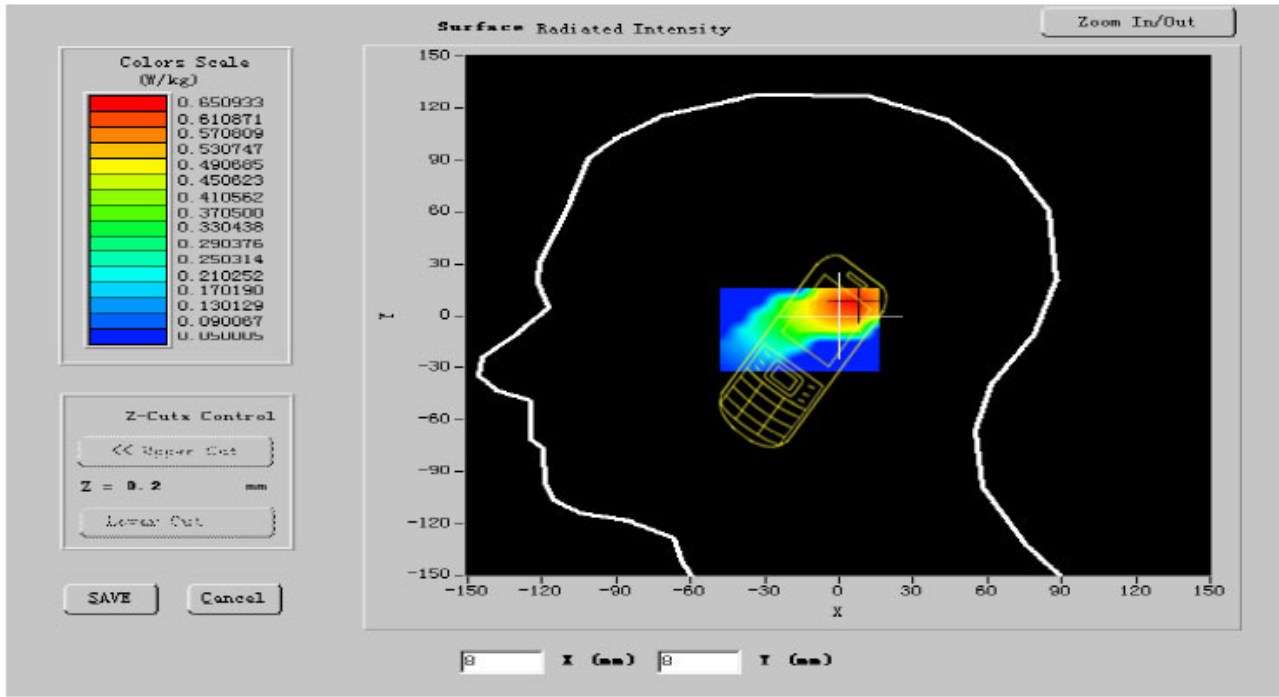
Frequency (MHz)	824.200012
Relative permittivity (real part)	41.466999
Relative permittivity (imaginary part)	19.511101
Conductivity (S/m)	0.923372
Variation (%)	-1.240000
Ambient Temperature:	21 °C
Liquid Temperature:	20 °C
ConvF:	20.66, 20.51, 28.36



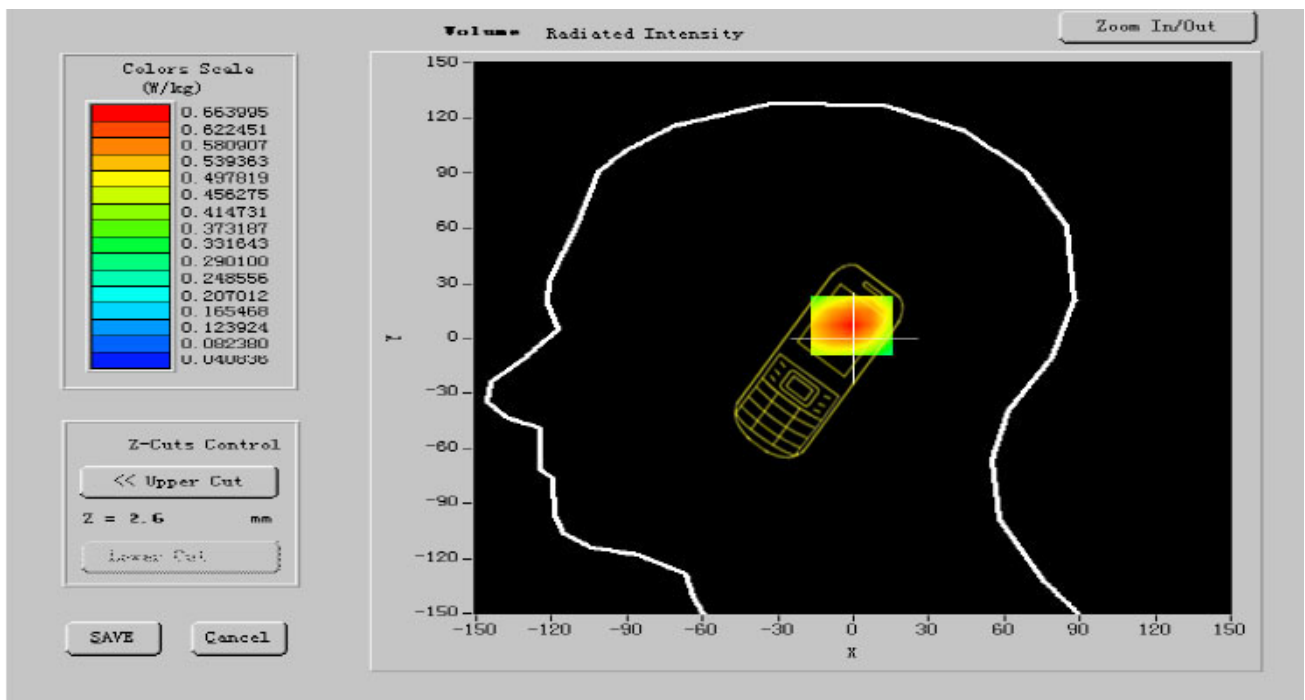
Crest factor:

1:8

SURFACE SAR



VOLUME SAR



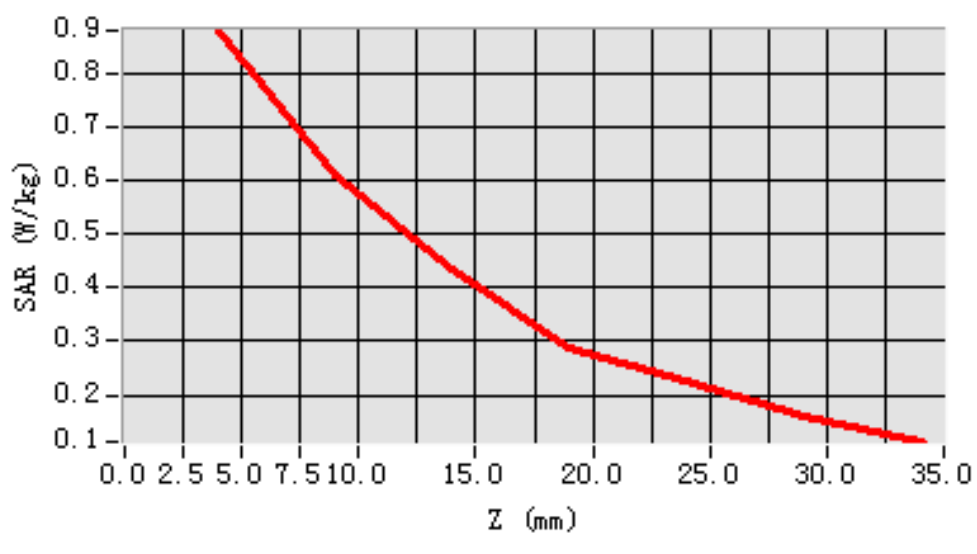


Maximum location: X=-13.00, Y=-3.00

SAR 10g (W/Kg)	0.536541
SAR 1g (W/Kg)	0.839028

Z Axis Scan

SAR, Z Axis Scan (X = -25, Y = -11)





MEASUREMENT 8

Date of measurement: 04/14/2011

Area Scan: 7 x 7 x 1 dx=15mm dy=15mm
Zoom Scan: 5 x 5 x 7 dx=5mm dy=5mm dz=5mm
Z Axis Scan: 1 x 1 x 21 dx=20mm dy=20mm dz=5mm

A. Experimental conditions.

Phantom File	zinf15.txt, Adaptative 2 max
Phantom	Left head
Device Position	Cheek
Band	GSM850
Channels	Middle
Signal	GSM

B. Instrumentations.

PC	HP (Pentium(R) V3.06GHz, SN:375052-AA1)	Calibrated: N/A
Wireless Communication Test Set	R&S (CMU200, SN:B23-03291)	Calibration Due: 05/25/2011
Network Analyzer	Agilent(E5071B, MY42301382)	Calibration Due: 03/24/2012
Voltmeter	Keithley (2000, SN:1015843)	Calibration Due: 05/25/2011
Signal Generator	Agilent (E8257C, SN:MY43321570)	Calibration Due: 03/24/2012
Amplifier	Mini-Circuits (ZHL-42, SN:110405)	Calibration Due: 07/29/2011
Power Meter	Agilent (E4416A, SN:QB41292714)	Calibration Due: 03/24/2012
Probe	Antennessa (SN:SN_1109_EP_100)	Calibration Due: 05/04/2011
DIPOLE 835	Antennessa (DIPI32,SN 48/05)	Calibration Due: 02/09/2012
Phantom	Antennessa (SN:SN41_05_SAM29)	Calibrated: N/A
Liquid	Antennessa	Calibrated: N/A
Measurement SW	OPEN SAR V2.1	Calibrated: N/A

C. SAR Measurement Results

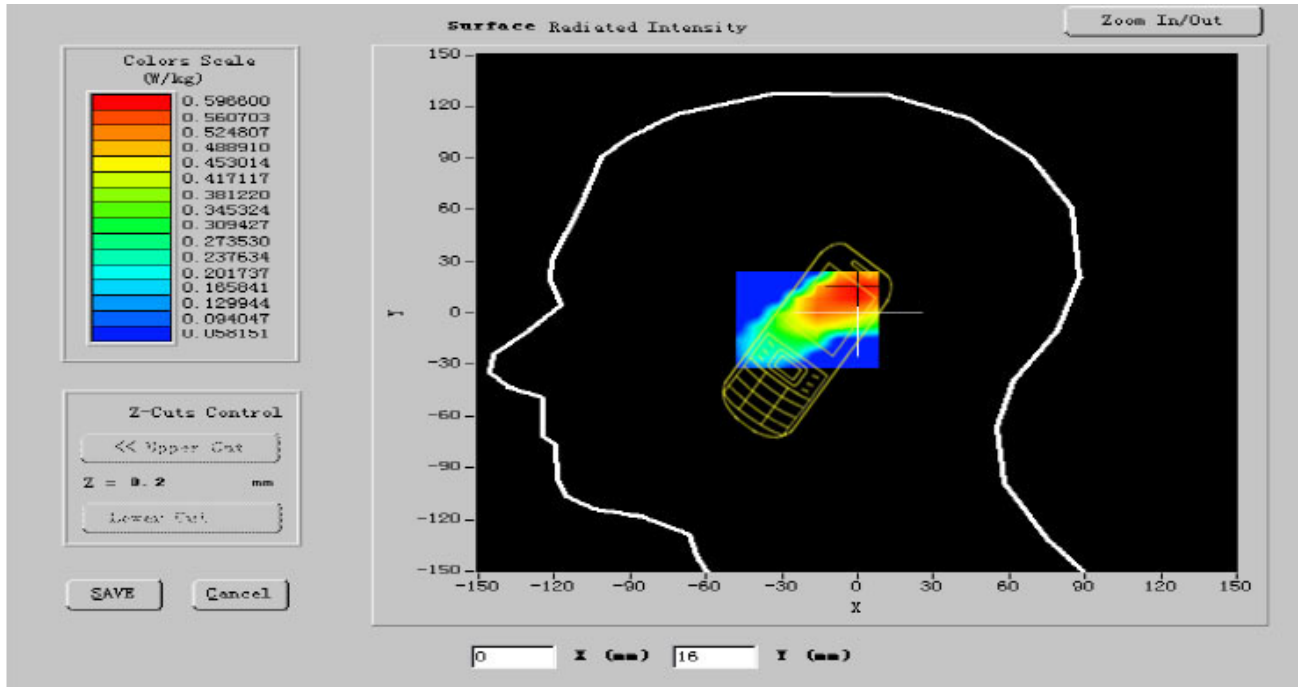
Frequency (MHz)	836.600024
Relative permittivity (real part)	41.466999
Relative permittivity (imaginary part)	19.511101
Conductivity (S/m)	0.9163242
Variation (%)	-1.240000
Ambient Temperature:	21 °C
Liquid Temperature:	20 °C
ConvF:	20.66, 20.51, 28.36



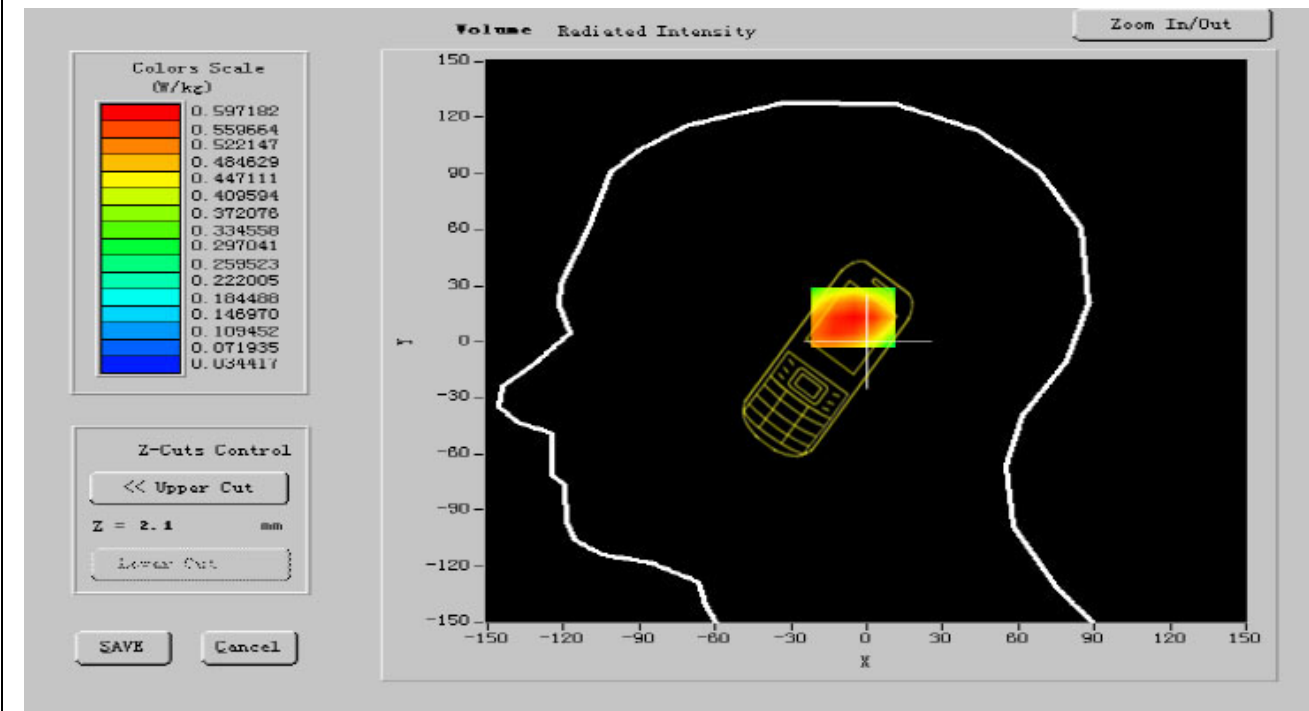
Crest factor:

1:8

SURFACE SAR



VOLUME SAR



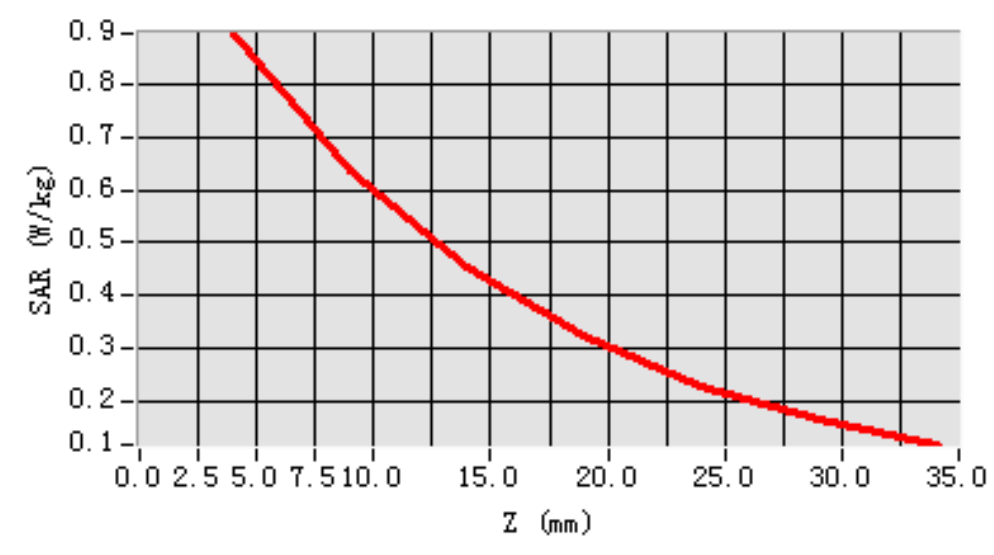


Maximum location: X=-13.00, Y=-3.00

SAR 10g (W/Kg)	0.559310
SAR 1g (W/Kg)	0.845112

Z Axis Scan

SAR, Z Axis Scan (X = -25, Y = -11)





MEASUREMENT 9

Date of measurement: 04/14/2011

Area Scan: 7 x 7 x 1 dx=15mm dy=15mm
Zoom Scan: 5 x 5 x 7 dx=5mm dy=5mm dz=5mm
Z Axis Scan: 1 x 1 x 21 dx=20mm dy=20mm dz=5mm

A. Experimental conditions.

Phantom File	zinf15.txt, Adaptative 2 max
Phantom	Left head
Device Position	Cheek
Band	GSM850
Channels	High
Signal	GSM

B. Instrumentations.

PC	HP (Pentium(R) V3.06GHz, SN:375052-AA1)	Calibrated: N/A
Wireless Communication Test Set	R&S (CMU200, SN:B23-03291)	Calibration Due: 05/25/2011
Network Analyzer	Agilent(E5071B, MY42301382)	Calibration Due: 03/24/2012
Voltmeter	Keithley (2000, SN:1015843)	Calibration Due: 05/25/2011
Signal Generator	Agilent (E8257C, SN:MY43321570)	Calibration Due: 03/24/2012
Amplifier	Mini-Circuits (ZHL-42, SN:110405)	Calibration Due: 07/29/2011
Power Meter	Agilent (E4416A, SN:QB41292714)	Calibration Due: 03/24/2012
Probe	Antennessa (SN:SN_1109_EP_100)	Calibration Due: 05/04/2011
DIPOLE 835	Antennessa (DIPI32,SN 48/05)	Calibration Due: 02/09/2012
Phantom	Antennessa (SN:SN41_05_SAM29)	Calibrated: N/A
Liquid	Antennessa	Calibrated: N/A
Measurement SW	OPEN SAR V2.1	Calibrated: N/A

C. SAR Measurement Results

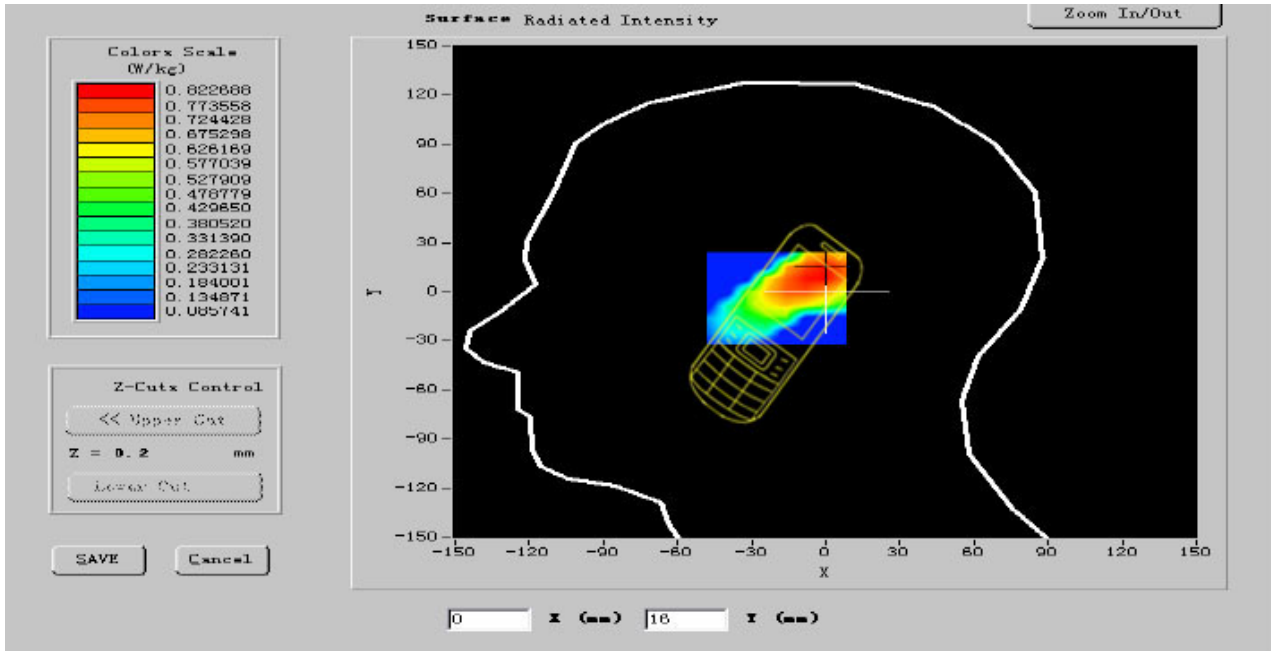
Frequency (MHz)	848.599976
Relative permittivity (real part)	41.278801
Relative permittivity (imaginary part)	19.598200
Conductivity (S/m)	0.923946
Variation (%)	-1.200000
Ambient Temperature:	21 °C
Liquid Temperature:	20 °C
ConvF:	20.66, 20.51, 28.36



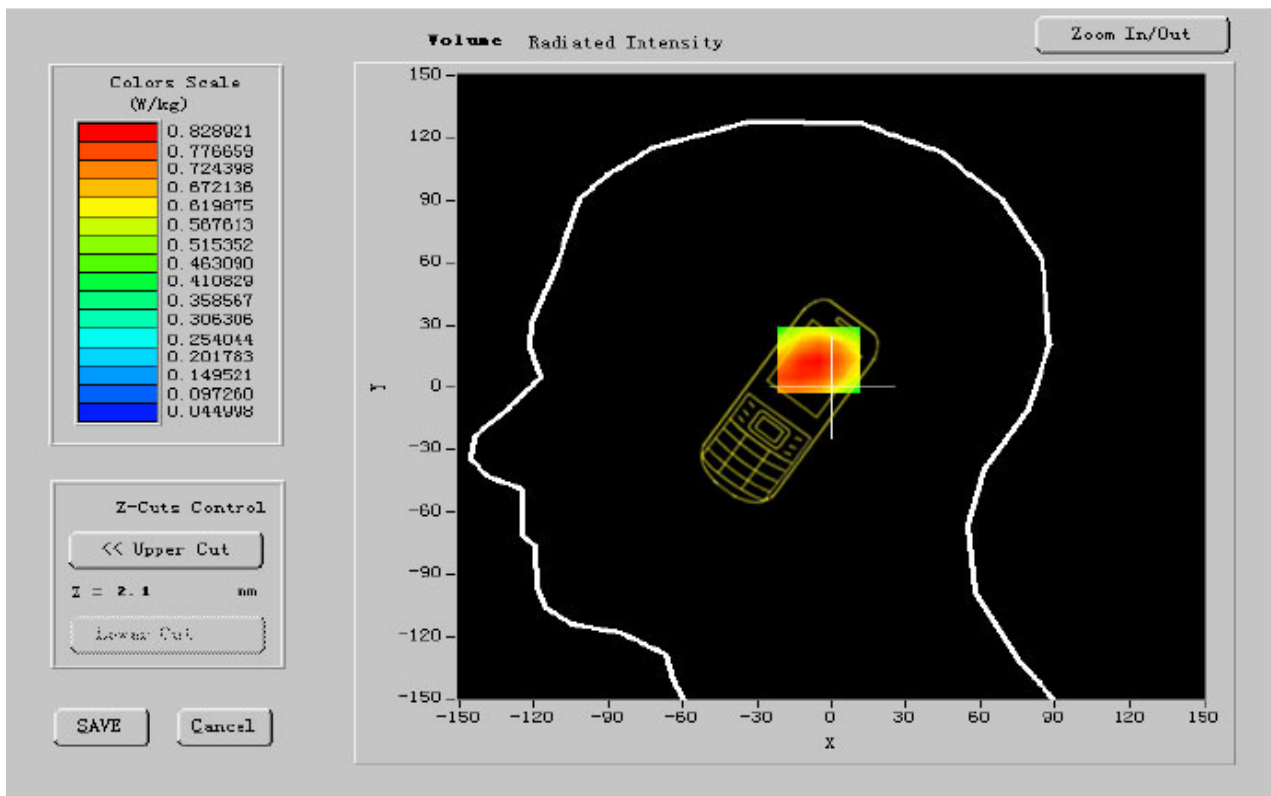
Crest factor:

1:8

SURFACE SAR



VOLUME SAR



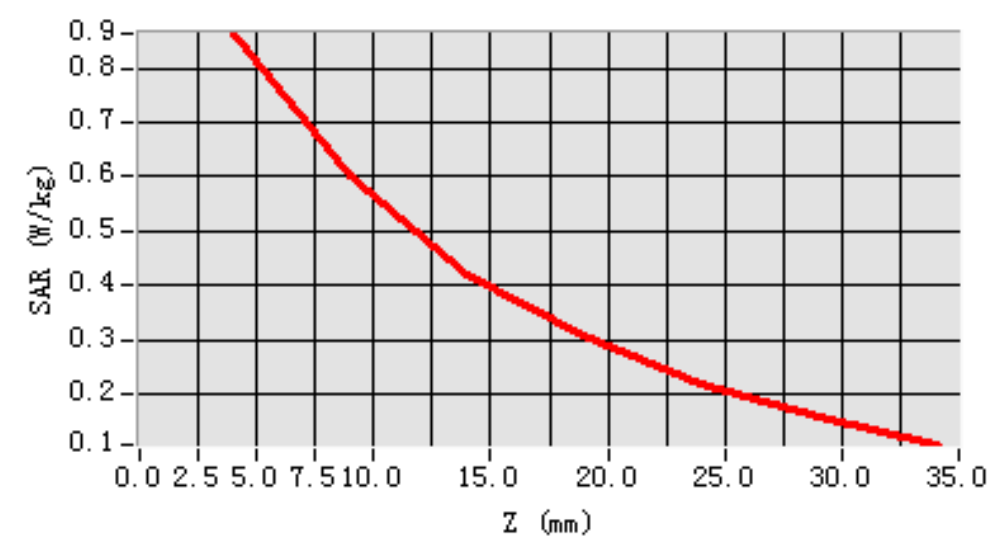


Maximum location: X=-13.00, Y=-3.00

SAR 10g (W/Kg)	0.538640
SAR 1g (W/Kg)	0.807452

Z Axis Scan

SAR, Z Axis Scan (X = -25, Y = -11)





MEASUREMENT 10

Date of measurement: 04/14/2011

Area Scan: 7 x 7 x 1	dx=15mm	dy=15mm	
Zoom Scan: 5 x 5 x 7	dx=5mm	dy=5mm	dz=5mm
Z Axis Scan: 1 x 1 x 21	dx=20mm	dy=20mm	dz=5mm

A. Experimental conditions.

Phantom File	zinf15.txt, Adaptative 2 max
Phantom	Left head
Device Position	Tilt
Band	GSM850
Channels	Low
Signal	GSM

B. Instrumentations.

PC	HP (Pentium(R) V3.06GHz, SN:375052-AA1)	Calibrated: N/A
Wireless Communication Test Set	R&S (CMU200, SN:B23-03291)	Calibration Due: 05/25/2011
Network Analyzer	Agilent(E5071B, MY42301382)	Calibration Due: 03/24/2012
Voltmeter	Keithley (2000, SN:1015843)	Calibration Due: 05/25/2011
Signal Generator	Agilent (E8257C, SN:MY43321570)	Calibration Due: 03/24/2012
Amplifier	Mini-Circuits (ZHL-42, SN:110405)	Calibration Due: 07/29/2011
Power Meter	Agilent (E4416A, SN:QB41292714)	Calibration Due: 03/24/2012
Probe	Antennessa (SN:SN_1109_EP_100)	Calibration Due: 05/04/2011
DIPOLE 835	Antennessa (DIPI32,SN 48/05)	Calibration Due: 02/09/2012
Phantom	Antennessa (SN:SN41_05_SAM29)	Calibrated: N/A
Liquid	Antennessa	Calibrated: N/A
Measurement SW	OPEN SAR V2.1	Calibrated: N/A

C. SAR Measurement Results

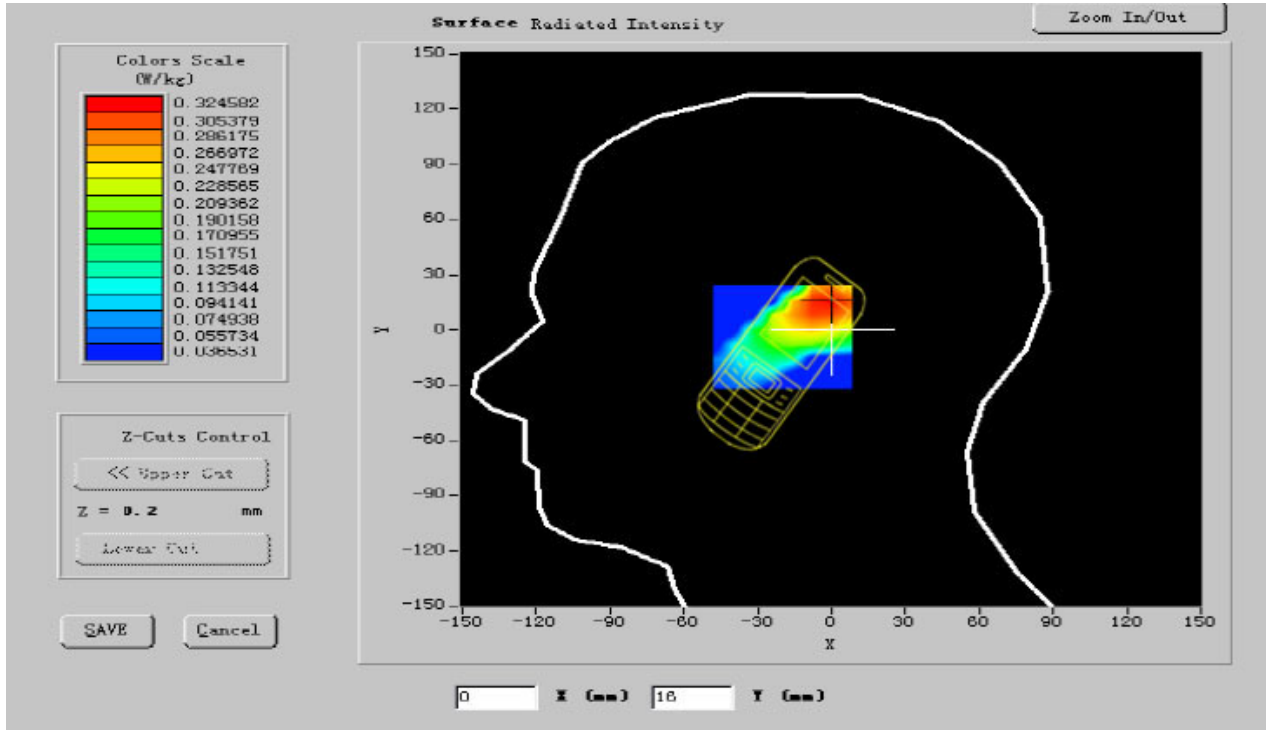
Frequency (MHz)	824.200012
Relative permittivity (real part)	41.466365
Relative permittivity (imaginary part)	19.511101
Conductivity (S/m)	0.923253
Variation (%)	-0.170000
Ambient Temperature:	21 °C
Liquid Temperature:	20 °C
ConvF:	20.66, 20.51, 28.36



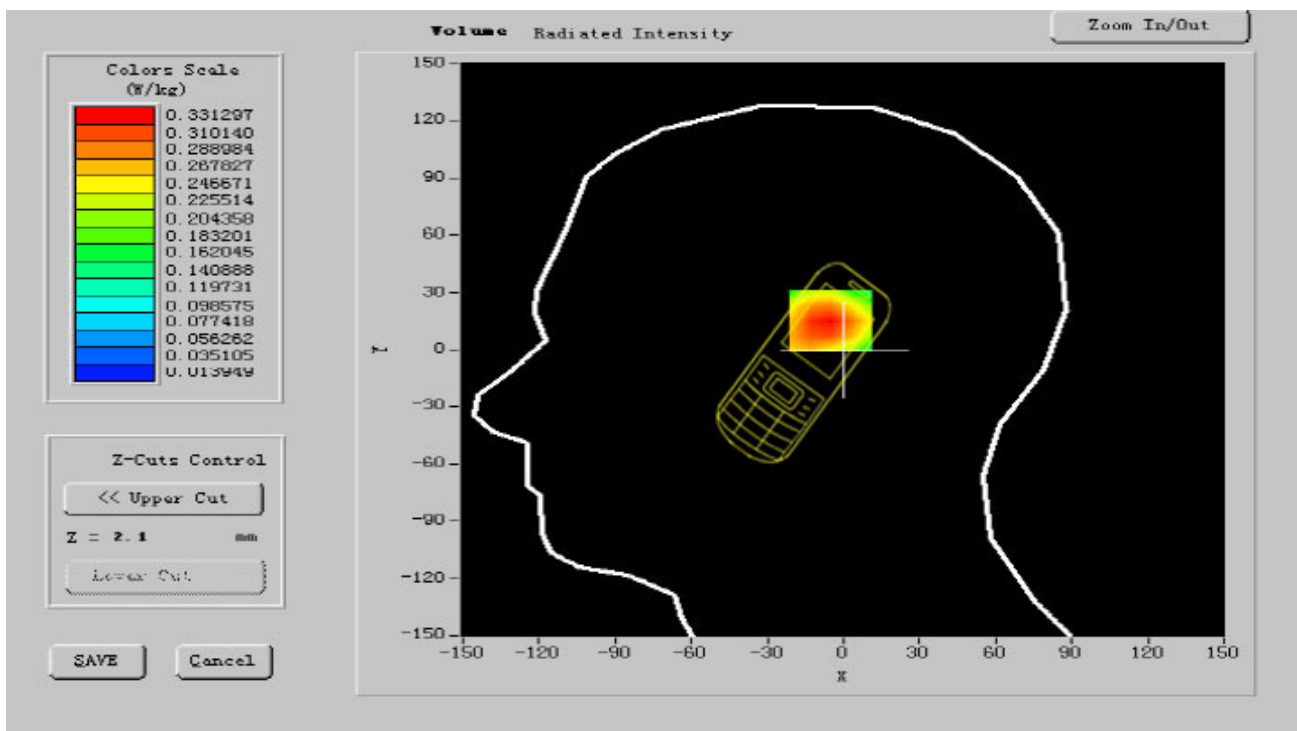
Crest factor:

1:8

SURFACE SAR



VOLUME SAR



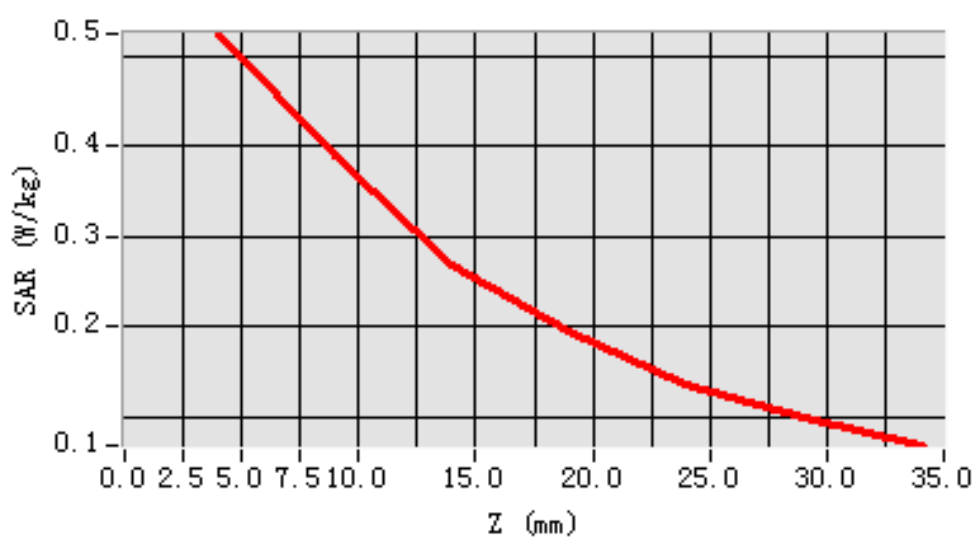


Maximum location: X=-13.00, Y=-3.00

SAR 10g (W/Kg)	0.333695
SAR 1g (W/Kg)	0.484813

Z Axis Scan

SAR, Z Axis Scan (X = -22, Y = -6)





MEASUREMENT 11

Date of measurement: 04/14/2011

Area Scan: 7 x 7 x 1

dx=15mm

dy=15mm

Zoom Scan: 5 x 5 x 7

dx=5mm

dy=5mm

dz=5mm

Z Axis Scan: 1 x 1 x 21

dx=20mm

dy=20mm

dz=5mm

A. Experimental conditions.

Phantom File	zinf15.txt, Adaptive 2 max
Phantom	Left head
Device Position	Tilt
Band	GSM850
Channels	Middle
Signal	GSM

B. Instrumentations.

PC	HP (Pentium(R) V3.06GHz, SN:375052-AA1)	Calibrated: N/A
Wireless Communication Test Set	R&S (CMU200, SN:B23-03291)	Calibration Due: 05/25/2011
Network Analyzer	Agilent(E5071B, MY42301382)	Calibration Due: 03/24/2012
Voltmeter	Keithley (2000, SN:1015843)	Calibration Due: 05/25/2011
Signal Generator	Agilent (E8257C, SN:MY43321570)	Calibration Due: 03/24/2012
Amplifier	Mini-Circuits (ZHL-42, SN:110405)	Calibration Due: 07/29/2011
Power Meter	Agilent (E4416A, SN:QB41292714)	Calibration Due: 03/24/2012
Probe	Antennessa (SN:SN_1109_EP_100)	Calibration Due: 05/04/2011
DIPOLE 835	Antennessa (DIPI32,SN 48/05)	Calibration Due: 02/09/2012
Phantom	Antennessa (SN:SN41_05_SAM29)	Calibrated: N/A
Liquid	Antennessa	Calibrated: N/A
Measurement SW	OPEN SAR V2.1	Calibrated: N/A

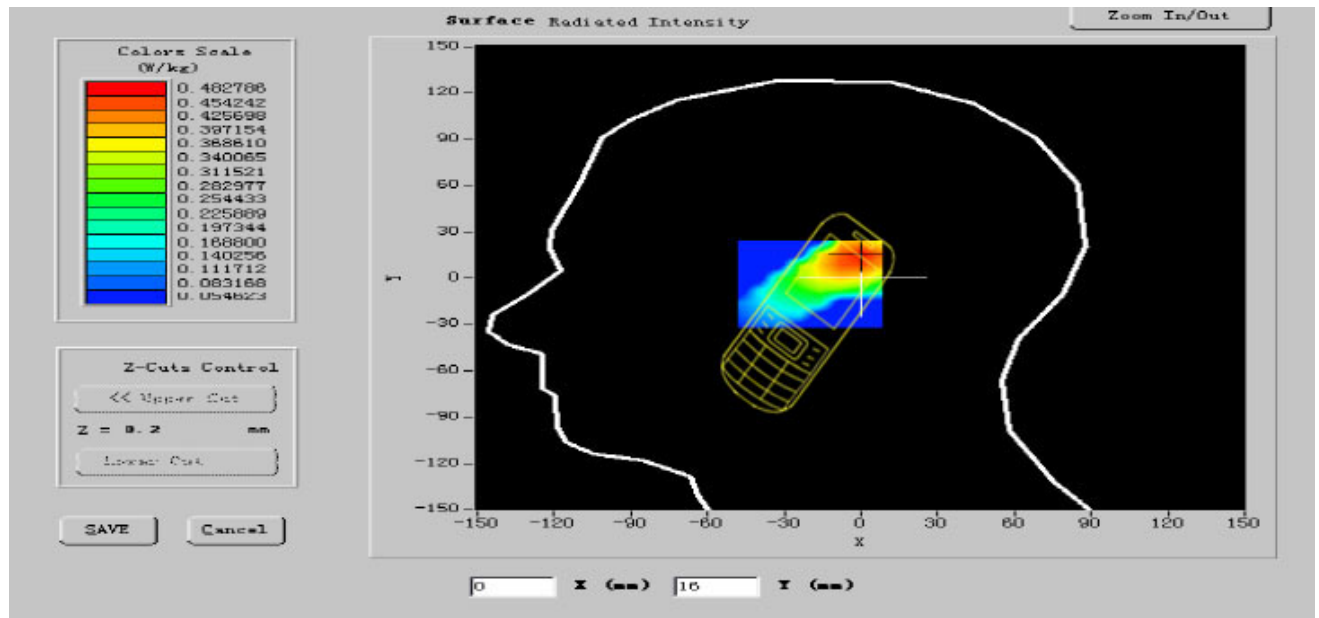
C. SAR Measurement Results

Frequency (MHz)	836.600024
Relative permittivity (real part)	41.467953
Relative permittivity (imaginary part)	19.511101
Conductivity (S/m)	0.916214
Variation (%)	-1.170000
Ambient Temperature:	21 °C

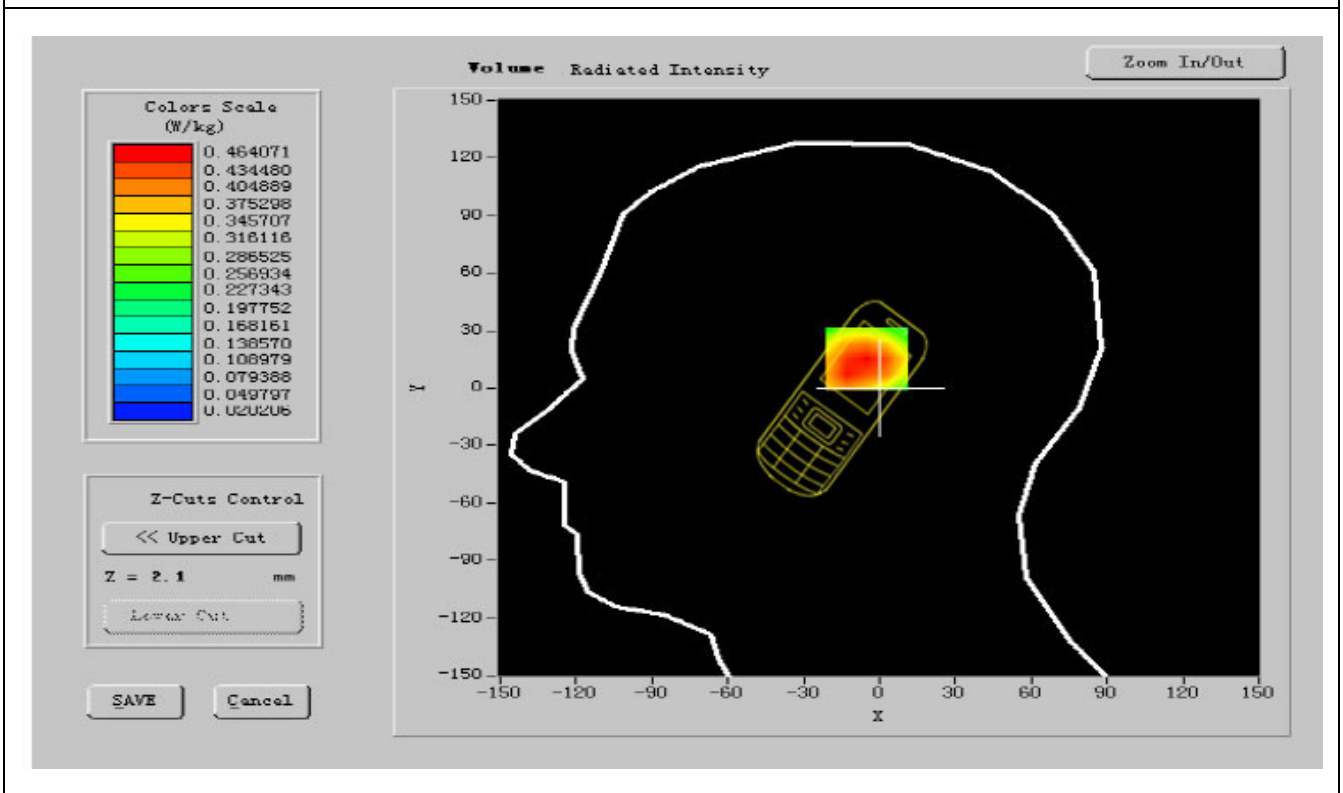


Liquid Temperature:	20 °C
ConvF:	20.66, 20.51, 28.36
Crest factor:	1:8

SURFACE SAR



VOLUME SAR



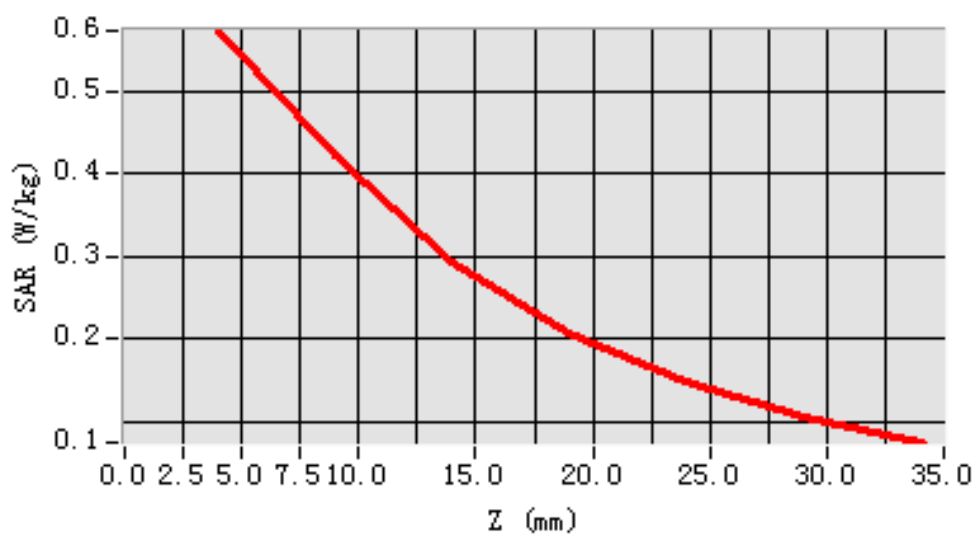


Maximum location: X=-13.00, Y=-3.00

SAR 10g (W/Kg)	0.368301
SAR 1g (W/Kg)	0.547123

Z Axis Scan

SAR, Z Axis Scan (X = -22, Y = -6)





MEASUREMENT 12

Date of measurement: 04/14/2011

Area Scan: 7 x 7 x 1 **dx=15mm** **dy=15mm**
Zoom Scan: 5 x 5 x 7 **dx=5mm** **dy=5mm** **dz=5mm**
Z Axis Scan: 1 x 1 x 21 **dx=20mm** **dy=20mm** **dz=5mm**

A. Experimental conditions.

Phantom File	zinf15.txt, Adaptative 2 max
Phantom	Left head
Device Position	Tilt
Band	GSM850
Channels	High
Signal	GSM

B. Instrumentations.

PC	HP (Pentium(R) V3.06GHz, SN:375052-AA1)	Calibrated: N/A
Wireless Communication Test Set	R&S (CMU200, SN:B23-03291)	Calibration Due: 05/25/2011
Network Analyzer	Agilent(E5071B, MY42301382)	Calibration Due: 03/24/2012
Voltmeter	Keithley (2000, SN:1015843)	Calibration Due: 05/25/2011
Signal Generator	Agilent (E8257C, SN:MY43321570)	Calibration Due: 03/24/2012
Amplifier	Mini-Circuits (ZHL-42, SN:110405)	Calibration Due: 07/29/2011
Power Meter	Agilent (E4416A, SN:QB41292714)	Calibration Due: 03/24/2012
Probe	Antennessa (SN:SN_1109_EP_100)	Calibration Due: 05/04/2011
DIPOLE 835	Antennessa (DIPI32,SN 48/05)	Calibration Due: 02/09/2012
Phantom	Antennessa (SN:SN41_05_SAM29)	Calibrated: N/A
Liquid	Antennessa	Calibrated: N/A
Measurement SW	OPEN SAR V2.1	Calibrated: N/A

C. SAR Measurement Results

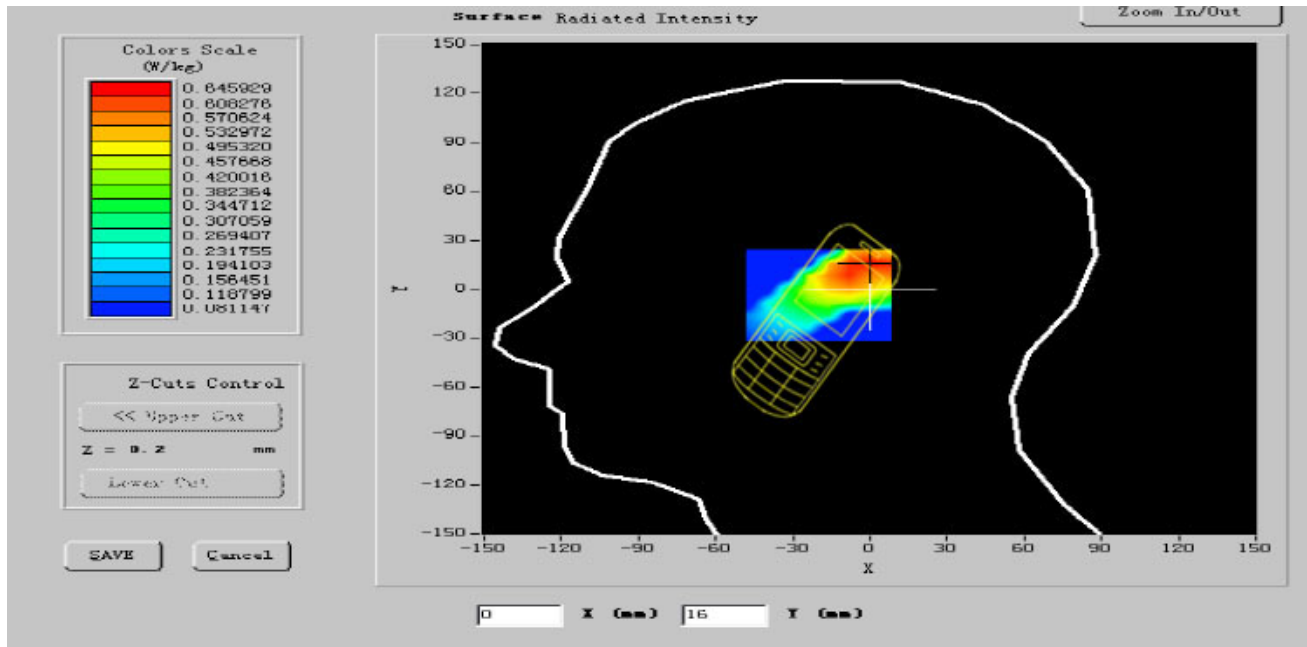
Frequency (MHz)	848.599976
Relative permittivity (real part)	41.262023
Relative permittivity (imaginary part)	19.598200
Conductivity (S/m)	0.923946
Variation (%)	-1.000000
Ambient Temperature:	21 °C
Liquid Temperature:	20 °C
ConvF:	20.66, 20.51, 28.36



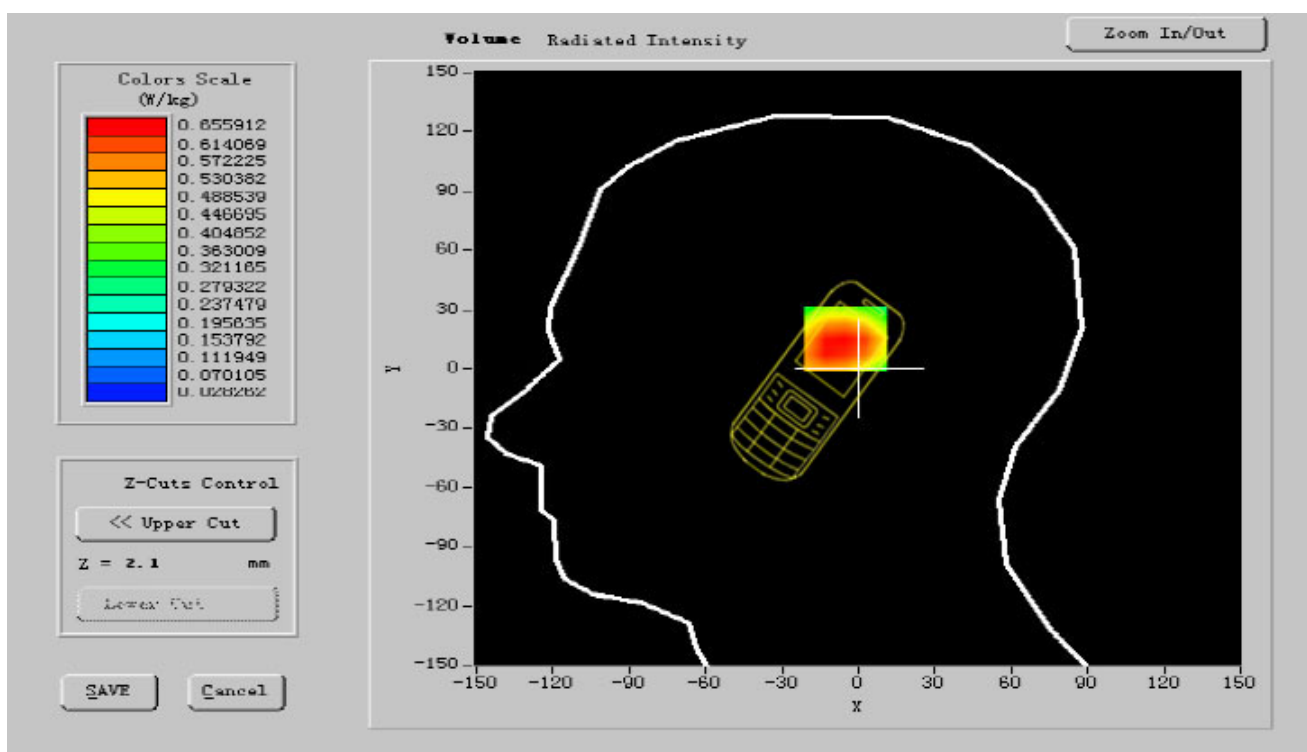
Crest factor:

1:8

SURFACE SAR



VOLUME SAR



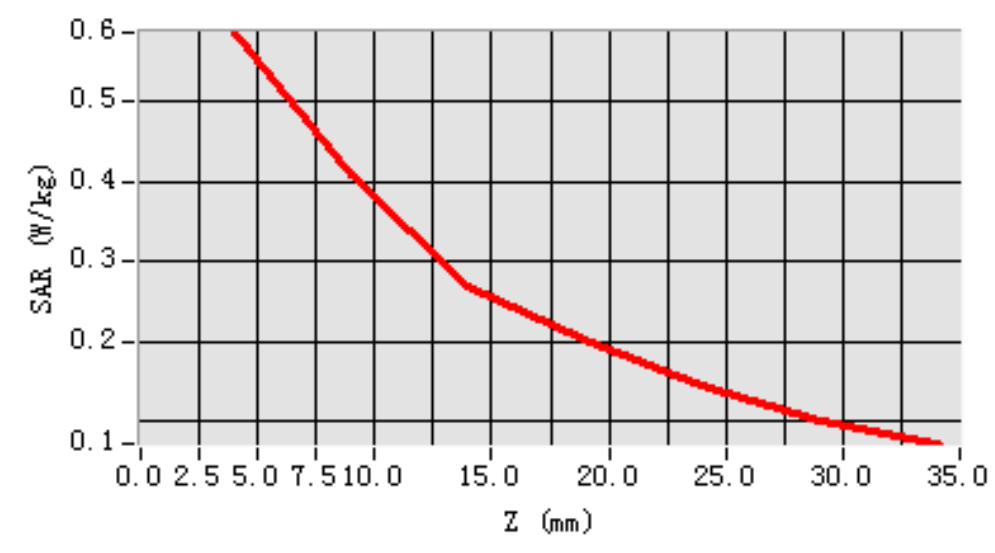


Maximum location: X=-13.00, Y=-3.00

SAR 10g (W/Kg)	0.359632
SAR 1g (W/Kg)	0.549812

Z Axis Scan

SAR, Z Axis Scan (X = -22, Y = -6)





MEASUREMENT 13

Date of measurement: 04/14/2011

Area Scan: 7 x 7 x 1	dx=15mm	dy=15mm	
Zoom Scan: 5 x 5 x 7	dx=5mm	dy=5mm	dz=5mm
Z Axis Scan: 1 x 1 x 21	dx=20mm	dy=20mm	dz=5mm

A. Experimental conditions.

Phantom File	zinf15.txt, Adaptative 2 max
Phantom	Body
Device Position	FrontSide toward phantom
Band	GSM850
Channels	Low
Signal	GSM

B. Instrumentations.

PC	HP (Pentium(R) V3.06GHz, SN:375052-AA1)	Calibrated: N/A
Wireless Communication Test Set	R&S (CMU200, SN:B23-03291)	Calibration Due: 05/25/2011
Network Analyzer	Agilent(E5071B, MY42301382)	Calibration Due: 03/24/2012
Voltmeter	Keithley (2000, SN:1015843)	Calibration Due: 05/25/2011
Signal Generator	Agilent (E8257C, SN:MY43321570)	Calibration Due: 03/24/2012
Amplifier	Mini-Circuits (ZHL-42, SN:110405)	Calibration Due: 07/29/2011
Power Meter	Agilent (E4416A, SN:QB41292714)	Calibration Due: 03/24/2012
Probe	Antennessa (SN:SN_1109_EP_100)	Calibration Due: 05/04/2011
DIPOLE 835	Antennessa (DIPI32,SN 48/05)	Calibration Due: 02/09/2012
Phantom	Antennessa (SN:SN41_05_SAM29)	Calibrated: N/A
Liquid	Antennessa	Calibrated: N/A
Measurement SW	OPEN SAR V2.1	Calibrated: N/A

C. SAR Measurement Results

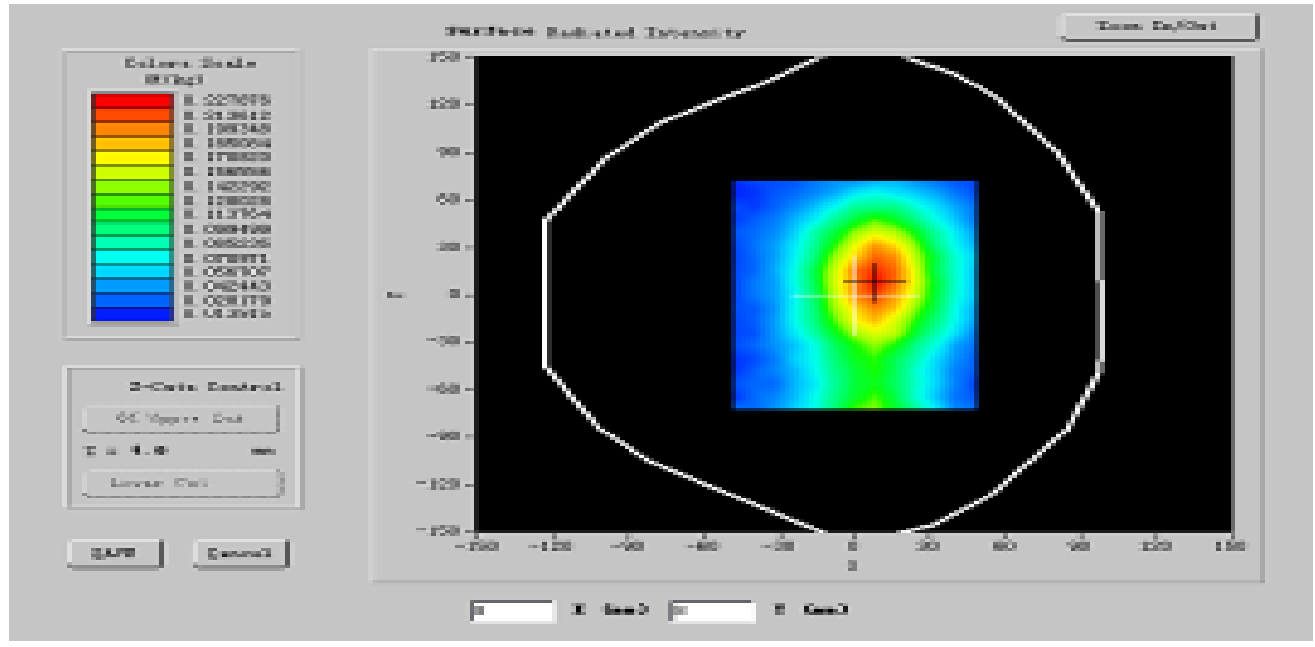
Frequency (MHz)	824.200012
Relative permittivity (real part)	56.514000
Relative permittivity (imaginary part)	21.654150
Conductivity (S/m)	0.984519
Variation (%)	-2.120000
Ambient Temperature:	21 °C
Liquid Temperature:	20 °C
ConvF:	20.00, 19.88, 27.77



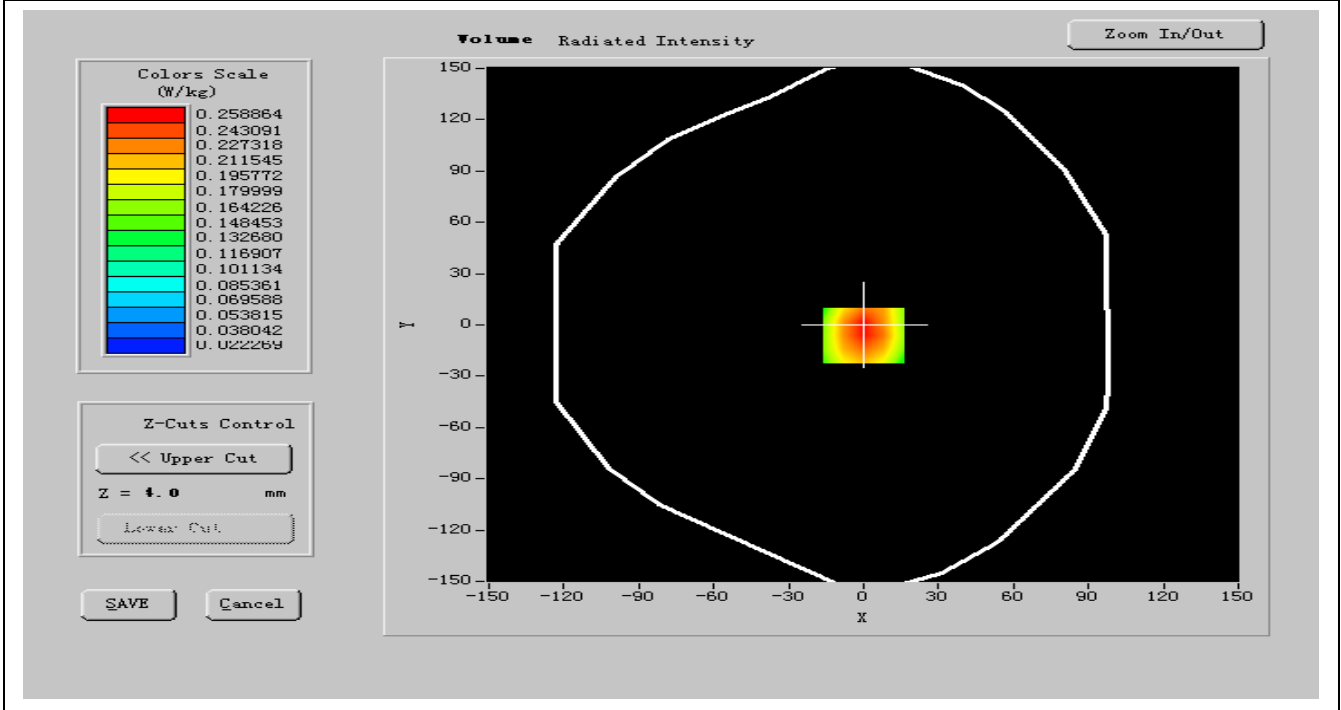
Crest factor:

1:8

SURFACE SAR



VOLUME SAR



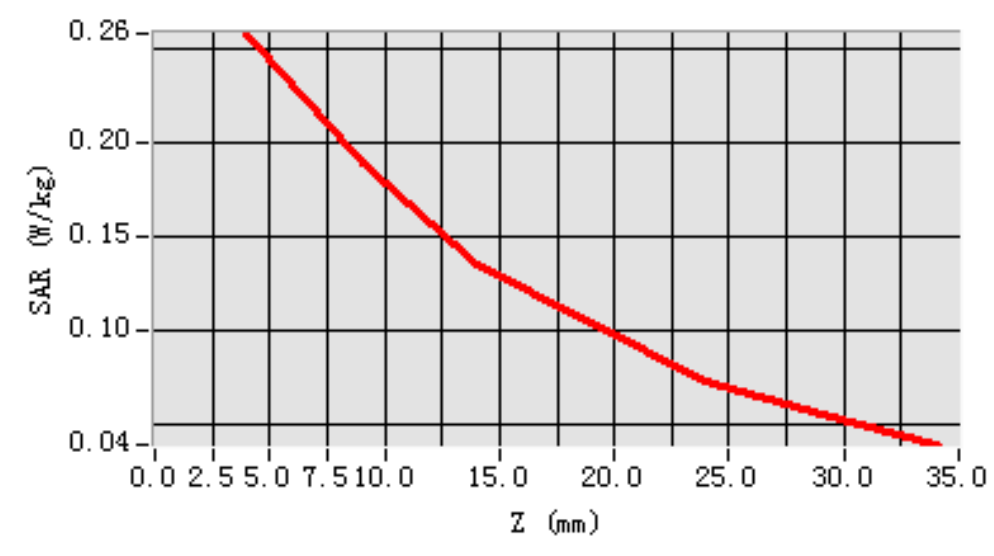


Maximum location: X=-13.00, Y=-3.00

SAR 10g (W/Kg)	0.166891
SAR 1g (W/Kg)	0.248712

Z Axis Scan

SAR, Z Axis Scan (X = 0, Y = -6)





MEASUREMENT 14

Date of measurement: 04/14/2011

Area Scan: 7 x 7 x 1 dx=15mm dy=15mm
Zoom Scan: 5 x 5 x 7 dx=5mm dy=5mm dz=5mm
Z Axis Scan: 1 x 1 x 21 dx=20mm dy=20mm dz=5mm

A. Experimental conditions.

Phantom File	zinf15.txt, Adaptative 2 max
Phantom	Body
Device Position	FrontSide toward phantom
Band	GSM850
Channels	Middle
Signal	GSM

B. Instrumentations.

PC	HP (Pentium(R) V3.06GHz, SN:375052-AA1)	Calibrated: N/A
Wireless Communication Test Set	R&S (CMU200, SN:B23-03291)	Calibration Due: 05/25/2011
Network Analyzer	Agilent(E5071B, MY42301382)	Calibration Due: 03/24/2012
Voltmeter	Keithley (2000, SN:1015843)	Calibration Due: 05/25/2011
Signal Generator	Agilent (E8257C, SN:MY43321570)	Calibration Due: 03/24/2012
Amplifier	Mini-Circuits (ZHL-42, SN:110405)	Calibration Due: 07/29/2011
Power Meter	Agilent (E4416A, SN:QB41292714)	Calibration Due: 03/24/2012
Probe	Antennessa (SN:SN_1109_EP_100)	Calibration Due: 05/04/2011
DIPOLE 835	Antennessa (DIPI32,SN 48/05)	Calibration Due: 02/09/2012
Phantom	Antennessa (SN:SN41_05_SAM29)	Calibrated: N/A
Liquid	Antennessa	Calibrated: N/A
Measurement SW	OPEN SAR V2.1	Calibrated: N/A

C. SAR Measurement Results

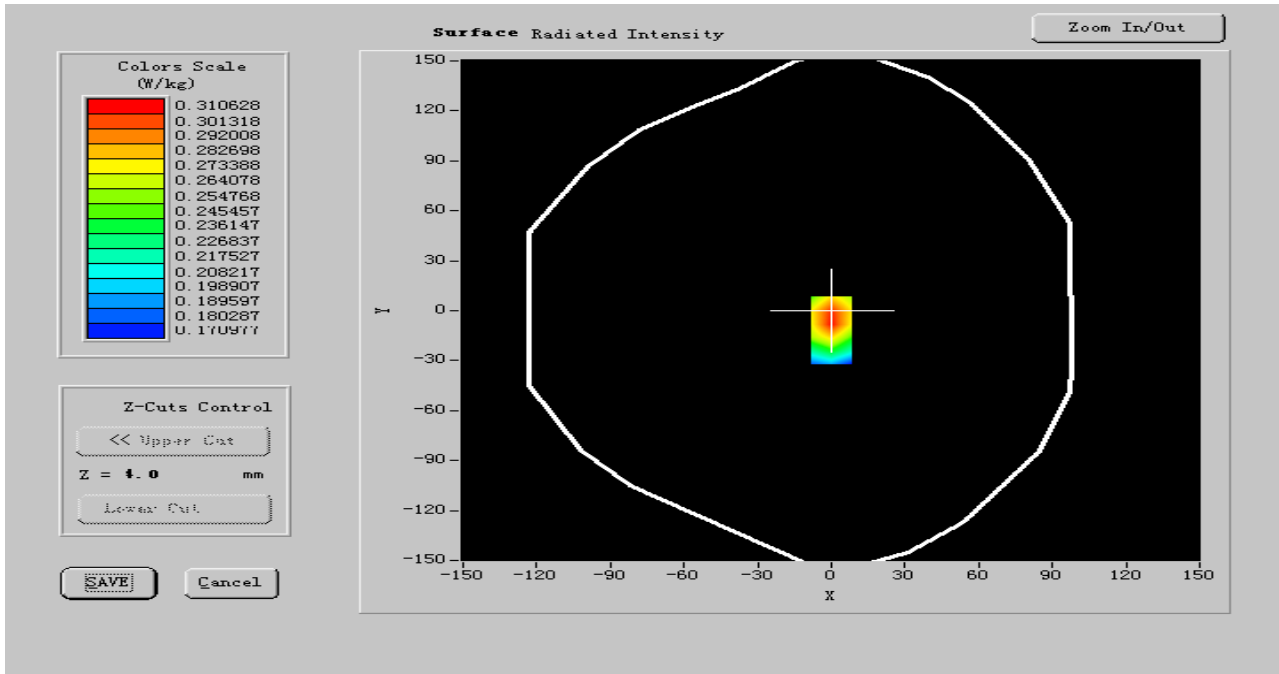
Frequency (MHz)	836.600024
Relative permittivity (real part)	56.501935
Relative permittivity (imaginary part)	21.866249
Conductivity (S/m)	0.986052
Variation (%)	-2.120000
Ambient Temperature:	21 °C
Liquid Temperature:	20 °C
ConvF:	20.00, 19.88, 27.77



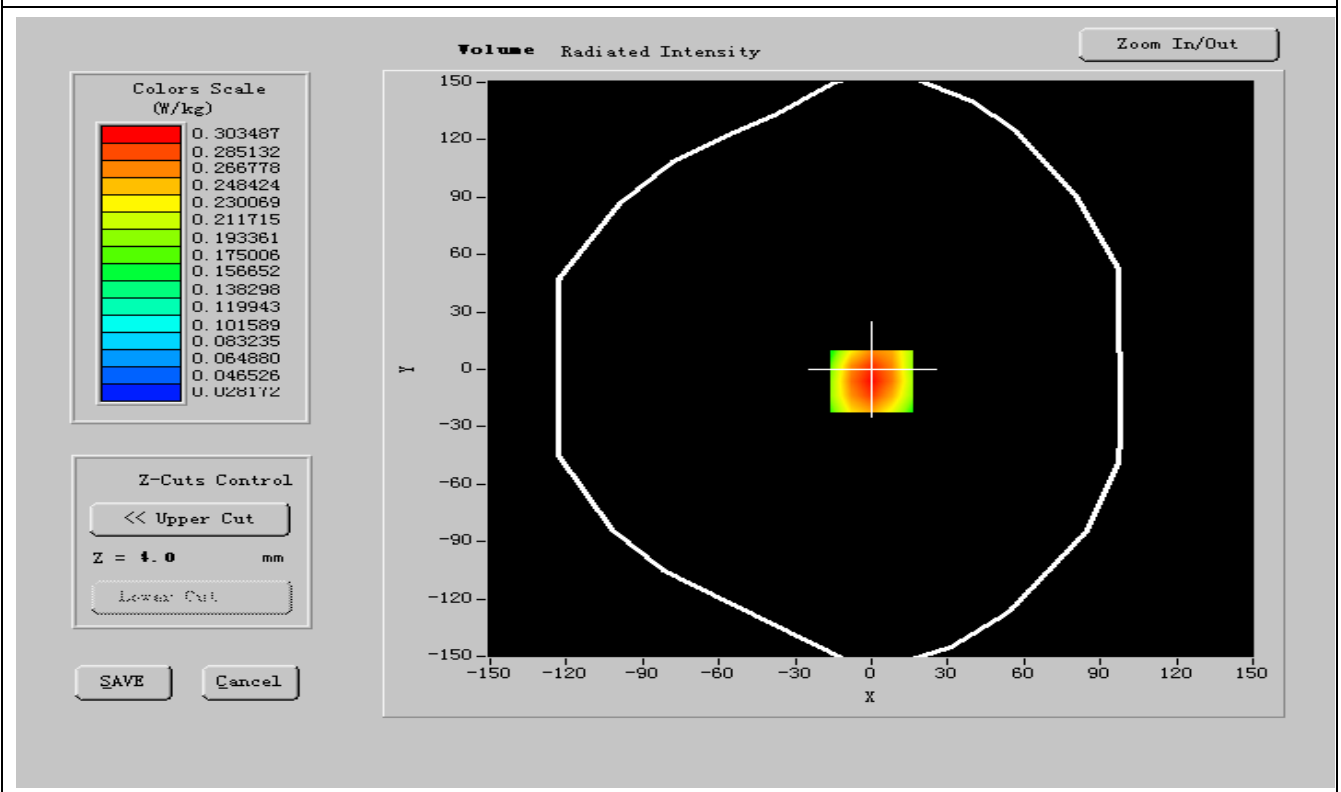
Crest factor:

1:8

SURFACE SAR



VOLUME SAR



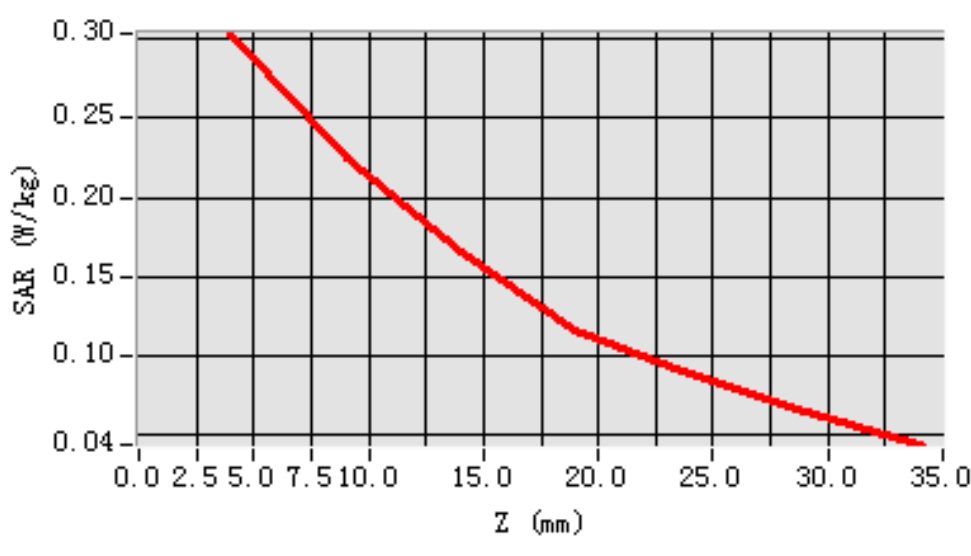


Maximum location: X=-13.00, Y=-3.00

SAR 10g (W/Kg)	0.216520
SAR 1g (W/Kg)	0.289084

Z Axis Scan

SAR, Z Axis Scan (X = 0, Y = -6)





MEASUREMENT 15

Date of measurement: 04/14/2011

Area Scan: 7 x 7 x 1 **dx=15mm** **dy=15mm**
Zoom Scan: 5 x 5 x 7 **dx=5mm** **dy=5mm** **dz=5mm**
Z Axis Scan: 1 x 1 x 21 **dx=20mm** **dy=20mm** **dz=5mm**

A. Experimental conditions.

Phantom File	zinf15.txt, Adaptive 2 max
Phantom	Body
Device Position	FrontSide toward phantom
Band	GSM850
Channels	High
Signal	GSM

B. Instrumentations.

PC	HP (Pentium(R) V3.06GHz, SN:375052-AA1)	Calibrated: N/A
Wireless Communication Test Set	R&S (CMU200, SN:B23-03291)	Calibration Due: 05/25/2011
Network Analyzer	Agilent(E5071B, MY42301382)	Calibration Due: 03/24/2012
Voltmeter	Keithley (2000, SN:1015843)	Calibration Due: 05/25/2011
Signal Generator	Agilent (E8257C, SN:MY43321570)	Calibration Due: 03/24/2012
Amplifier	Mini-Circuits (ZHL-42, SN:110405)	Calibration Due: 07/29/2011
Power Meter	Agilent (E4416A, SN:QB41292714)	Calibration Due: 03/24/2012
Probe	Antennessa (SN:SN_1109_EP_100)	Calibration Due: 05/04/2011
DIPOLE 835	Antennessa (DIPI32,SN 48/05)	Calibration Due: 02/09/2012
Phantom	Antennessa (SN:SN41_05_SAM29)	Calibrated: N/A
Liquid	Antennessa	Calibrated: N/A
Measurement SW	OPEN SAR V2.1	Calibrated: N/A

C. SAR Measurement Results

Frequency (MHz)	848.599976
Relative permittivity (real part)	56.508121
Relative permittivity (imaginary part)	21.726601
Conductivity (S/m)	0.983288
Variation (%)	-1.120000
Ambient Temperature:	21 °C
Liquid Temperature:	20 °C



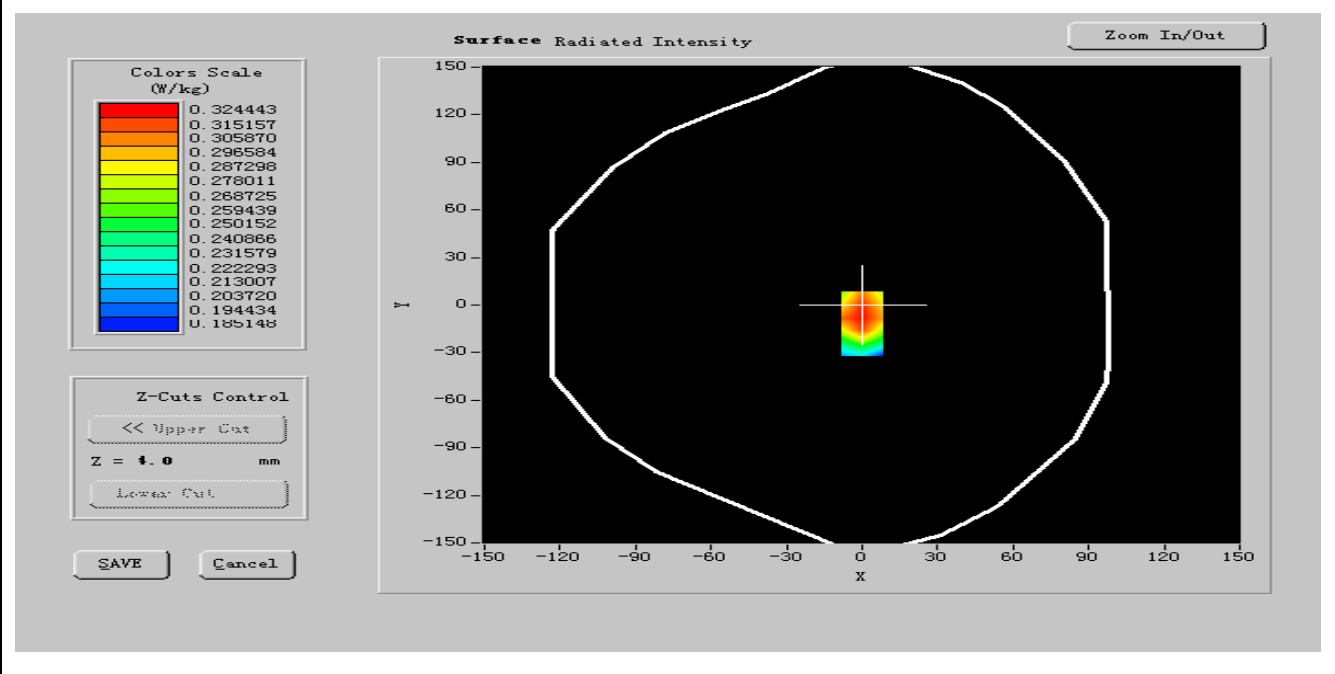
ConvF:

20.00, 19.88, 27.77

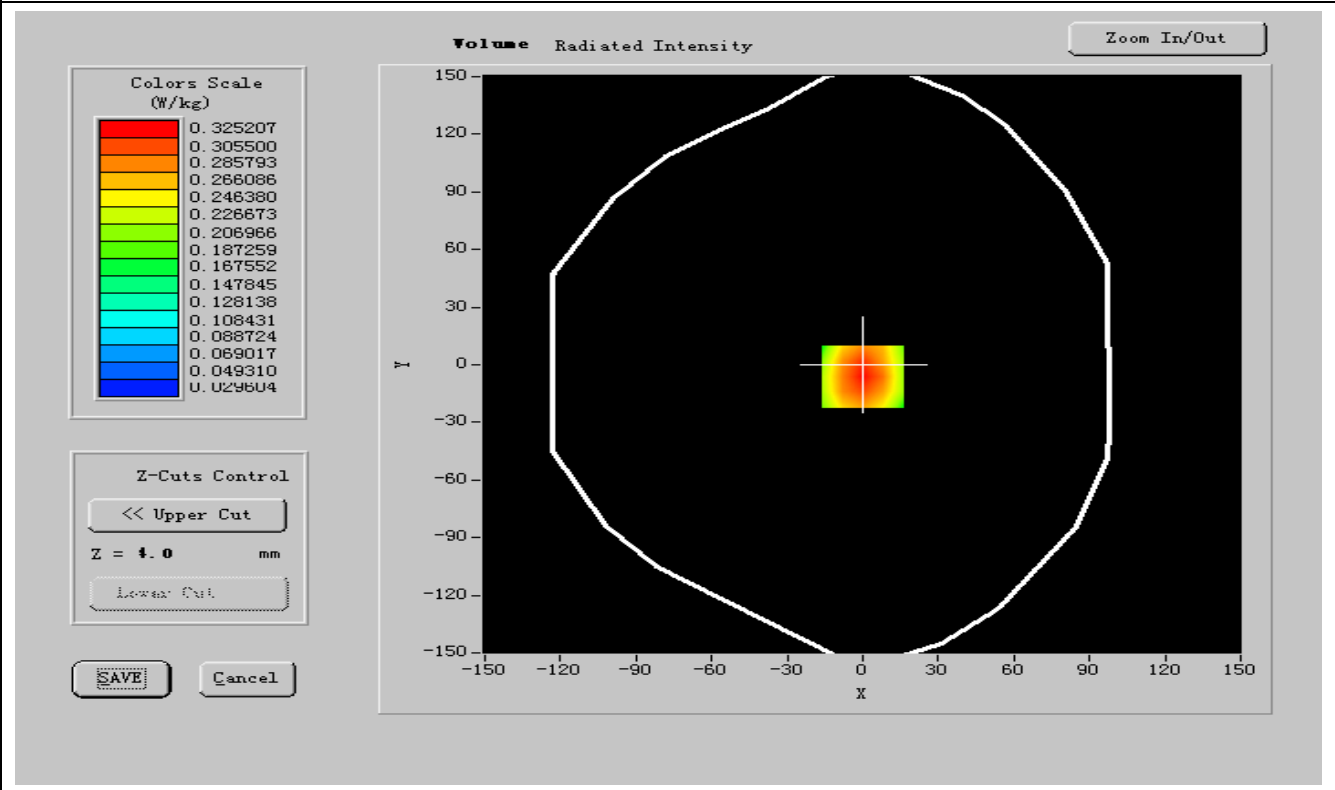
Crest factor:

1:8

SURFACE SAR



VOLUME SAR



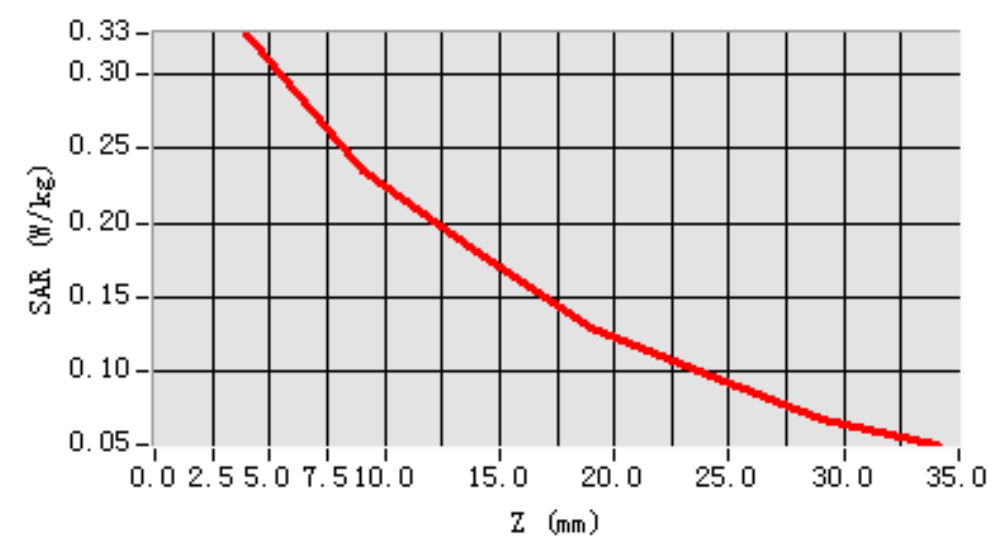


Maximum location: X=-13.00, Y=-3.00

SAR 10g (W/Kg)	0.214581
SAR 1g (W/Kg)	0.306369

Z Axis Scan

SAR, Z Axis Scan (X = 0, Y = -6)





MEASUREMENT 16

Date of measurement: 04/14/2011

Area Scan: 7 x 7 x 1 dx=15mm dy=15mm
Zoom Scan: 5 x 5 x 7 dx=5mm dy=5mm dz=5mm
Z Axis Scan: 1 x 1 x 21 dx=20mm dy=20mm dz=5mm

A. Experimental conditions.

Phantom File	zinf15.txt, Adaptive 2 max
Phantom	Body
Device Position	BackSide toward phantom
Band	GSM850
Channels	Low
Signal	GSM

B. Instrumentations.

PC	HP (Pentium(R) V3.06GHz, SN:375052-AA1)	Calibrated: N/A
Wireless Communication Test Set	R&S (CMU200, SN:B23-03291)	Calibration Due: 05/25/2011
Network Analyzer	Agilent(E5071B, MY42301382)	Calibration Due: 03/24/2012
Voltmeter	Keithley (2000, SN:1015843)	Calibration Due: 05/25/2011
Signal Generator	Agilent (E8257C, SN:MY43321570)	Calibration Due: 03/24/2012
Amplifier	Mini-Circuits (ZHL-42, SN:110405)	Calibration Due: 07/29/2011
Power Meter	Agilent (E4416A, SN:QB41292714)	Calibration Due: 03/24/2012
Probe	Antenna (SN:SN_1109_EP_100)	Calibration Due: 05/04/2011
DIPOLE 835	Antenna (DIPI32,SN 48/05)	Calibration Due: 02/09/2012
Phantom	Antenna (SN:SN41_05_SAM29)	Calibrated: N/A
Liquid	Antenna	Calibrated: N/A
Measurement SW	OPEN SAR V2.1	Calibrated: N/A

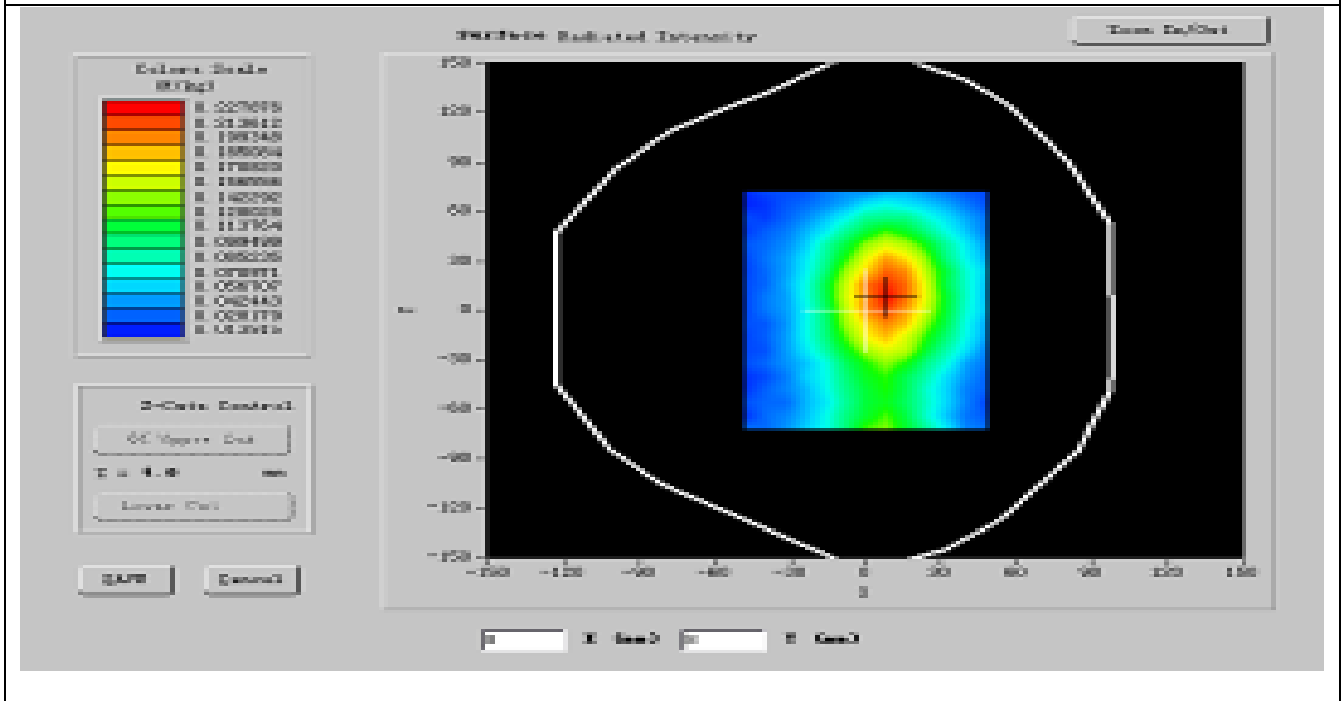
C. SAR Measurement Results

Frequency (MHz)	824.200012
Relative permittivity (real part)	56.514000
Relative permittivity (imaginary part)	21.654150
Conductivity (S/m)	0.984519
Variation (%)	-2.120000
Ambient Temperature:	21 °C
Liquid Temperature:	20 °C

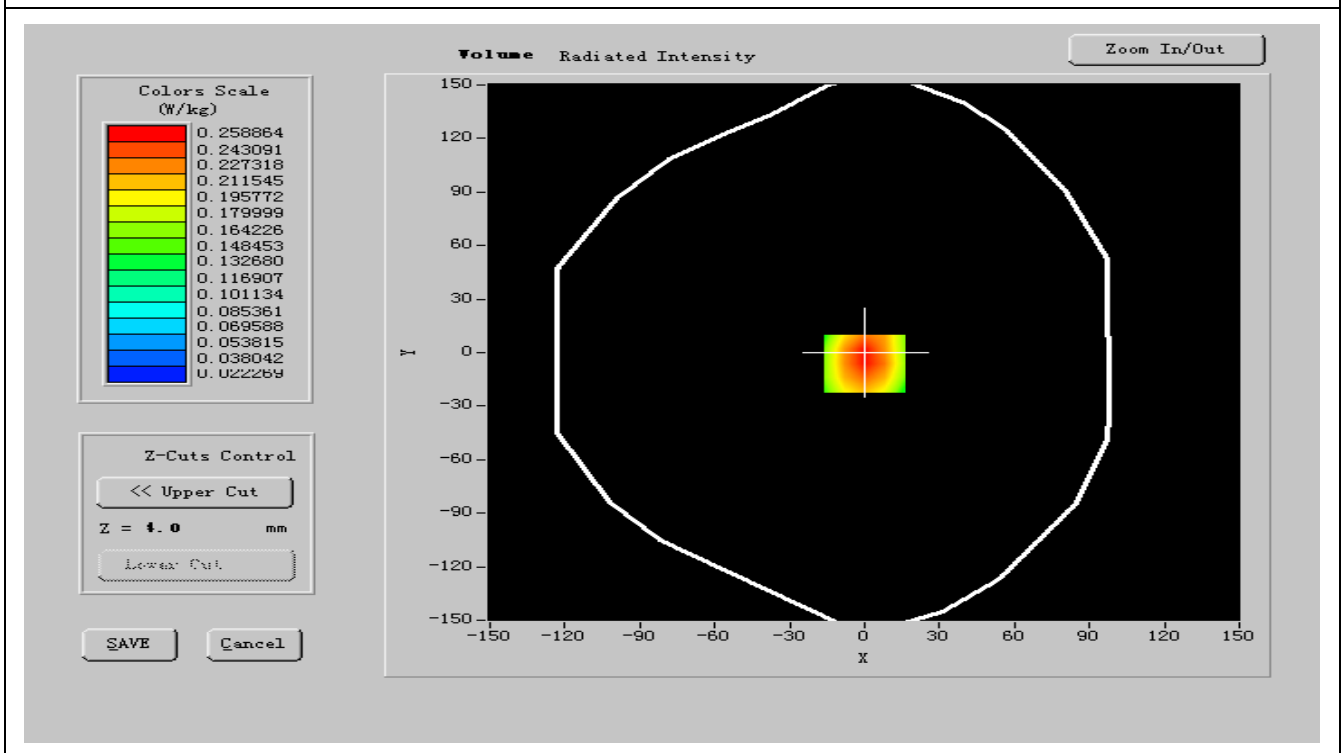


ConvF:	20.00, 19.88, 27.77
Crest factor:	1:8

SURFACE SAR



VOLUME SAR



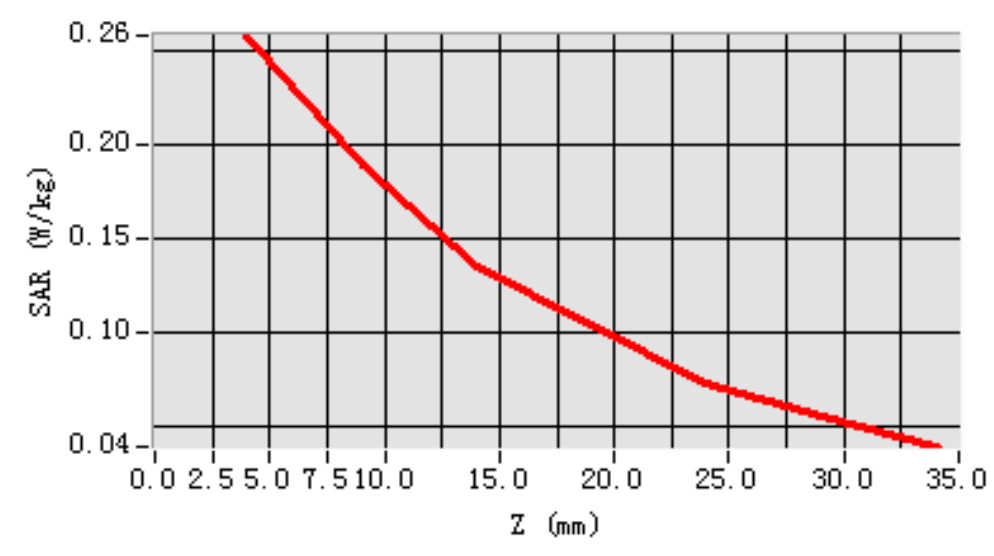


Maximum location: X=-13.00, Y=-3.00

SAR 10g (W/Kg)	0.165358
SAR 1g (W/Kg)	0.235741

Z Axis Scan

SAR, Z Axis Scan (X = 0, Y = -6)





MEASUREMENT 17

Date of measurement: 04/14/2011

Area Scan: 7 x 7 x 1 dx=15mm dy=15mm
Zoom Scan: 5 x 5 x 7 dx=5mm dy=5mm dz=5mm
Z Axis Scan: 1 x 1 x 21 dx=20mm dy=20mm dz=5mm

A. Experimental conditions.

Phantom File	zinf15.txt, Adaptive 2 max
Phantom	Body
Device Position	BackSide toward phantom
Band	GSM850
Channels	Middle
Signal	GSM

B. Instrumentations.

PC	HP (Pentium(R) V3.06GHz, SN:375052-AA1)	Calibrated: N/A
Wireless Communication Test Set	R&S (CMU200, SN:B23-03291)	Calibration Due: 05/25/2011
Network Analyzer	Agilent(E5071B, MY42301382)	Calibration Due: 03/24/2012
Voltmeter	Keithley (2000, SN:1015843)	Calibration Due: 05/25/2011
Signal Generator	Agilent (E8257C, SN:MY43321570)	Calibration Due: 03/24/2012
Amplifier	Mini-Circuits (ZHL-42, SN:110405)	Calibration Due: 07/29/2011
Power Meter	Agilent (E4416A, SN:QB41292714)	Calibration Due: 03/24/2012
Probe	Antenna (SN:SN_1109_EP_100)	Calibration Due: 05/04/2011
DIPOLE 835	Antenna (DIPI32,SN 48/05)	Calibration Due: 02/09/2012
Phantom	Antenna (SN:SN41_05_SAM29)	Calibrated: N/A
Liquid	Antenna	Calibrated: N/A
Measurement SW	OPEN SAR V2.1	Calibrated: N/A

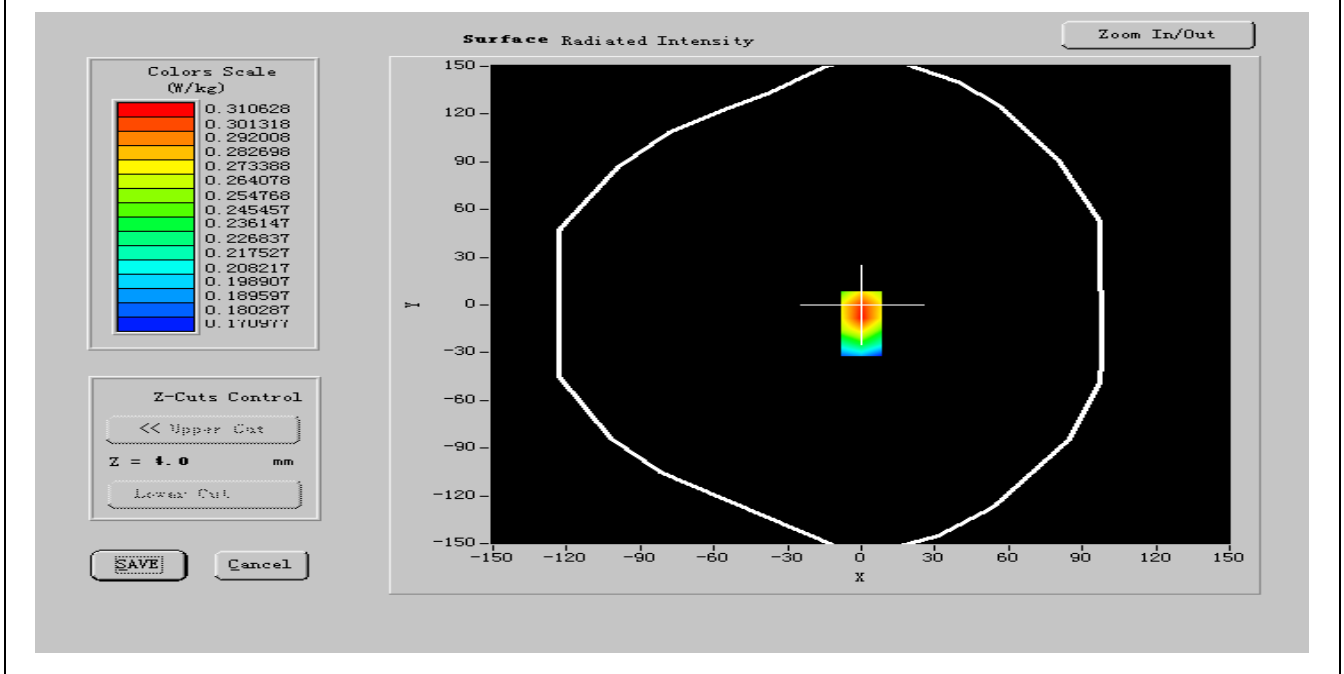
C. SAR Measurement Results

Frequency (MHz)	836.600024
Relative permittivity (real part)	56.501935
Relative permittivity (imaginary part)	21.866249
Conductivity (S/m)	0.986052
Variation (%)	-2.120000
Ambient Temperature:	21 °C
Liquid Temperature:	20 °C

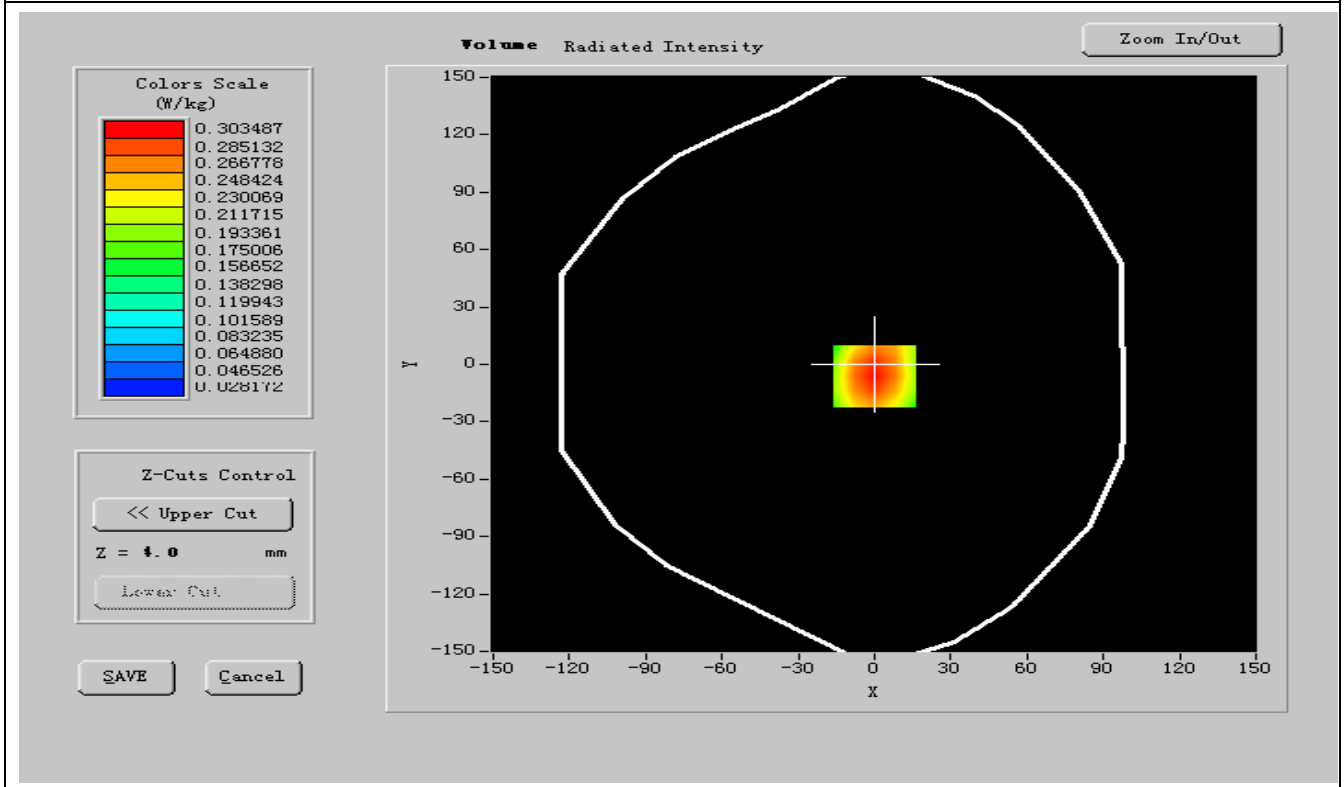


ConvF:	20.00, 19.88, 27.77
Crest factor:	1:8

SURFACE SAR



VOLUME SAR



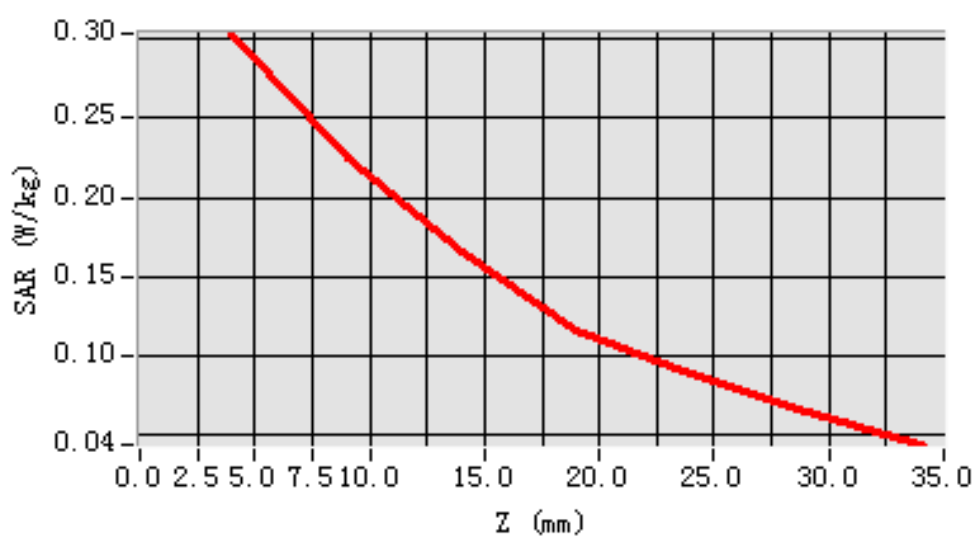


Maximum location: X=-13.00, Y=-3.00

SAR 10g (W/Kg)	0.203681
SAR 1g (W/Kg)	0.259353

Z Axis Scan

SAR, Z Axis Scan (X = 0, Y = -6)





MEASUREMENT 18

Date of measurement: 04/14/2011

Area Scan: 7 x 7 x 1 dx=15mm dy=15mm
 Zoom Scan: 5 x 5 x 7 dx=5mm dy=5mm dz=5mm
 Z Axis Scan: 1 x 1 x 21 dx=20mm dy=20mm dz=5mm

A. Experimental conditions.

Phantom File	zinf15.txt, Adaptive 2 max
Phantom	Body
Device Position	BackSide toward phantom
Band	GSM850
Channels	High
Signal	GSM

B. Instrumentations.

PC	HP (Pentium(R) V3.06GHz, SN:375052-AA1)	Calibrated: N/A
Wireless Communication Test Set	R&S (CMU200, SN:B23-03291)	Calibration Due: 05/25/2011
Network Analyzer	Agilent(E5071B, MY42301382)	Calibration Due: 03/24/2012
Voltmeter	Keithley (2000, SN:1015843)	Calibration Due: 05/25/2011
Signal Generator	Agilent (E8257C, SN:MY43321570)	Calibration Due: 03/24/2012
Amplifier	Mini-Circuits (ZHL-42, SN:110405)	Calibration Due: 07/29/2011
Power Meter	Agilent (E4416A, SN:QB41292714)	Calibration Due: 03/24/2012
Probe	Antenna (SN:SN_1109_EP_100)	Calibration Due: 05/04/2011
DIPOLE 835	Antenna (DIPI32,SN 48/05)	Calibration Due: 02/09/2012
Phantom	Antenna (SN:SN41_05_SAM29)	Calibrated: N/A
Liquid	Antenna	Calibrated: N/A
Measurement SW	OPEN SAR V2.1	Calibrated: N/A

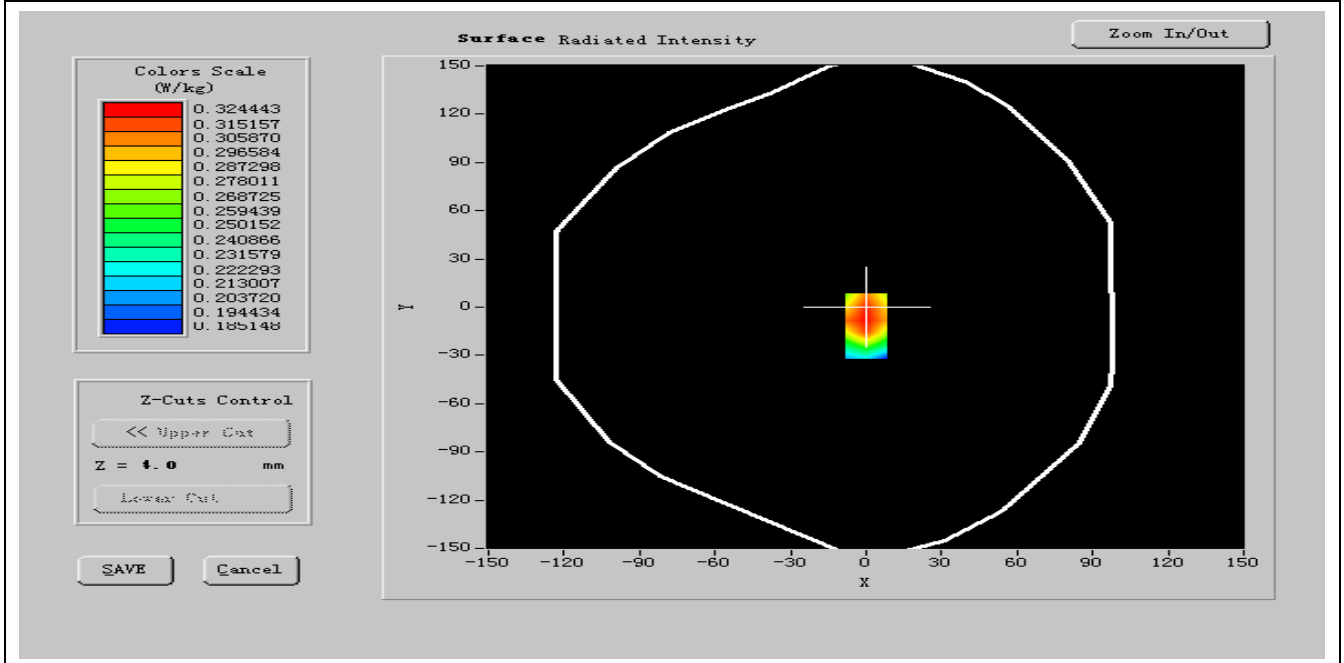
C. SAR Measurement Results

Frequency (MHz)	848.599976
Relative permittivity (real part)	56.508121
Relative permittivity (imaginary part)	21.726601
Conductivity (S/m)	0.983288
Variation (%)	-1.120000
Ambient Temperature:	21 °C
Liquid Temperature:	20 °C

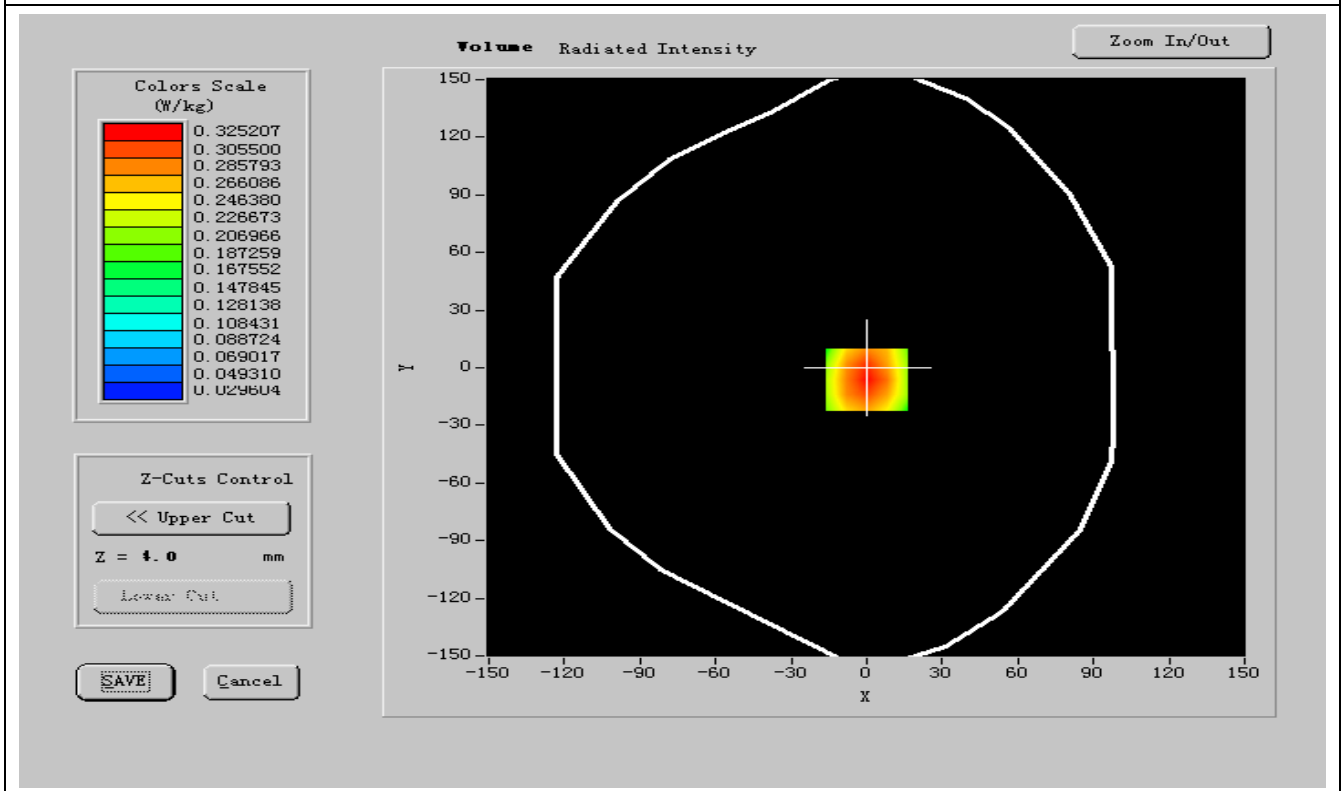


ConvF:	20.00, 19.88, 27.77
Crest factor:	1:8

SURFACE SAR



VOLUME SAR





Maximum location: X=-13.00, Y=-3.00

SAR 10g (W/Kg)	0.226851
SAR 1g (W/Kg)	0.278657

Z Axis Scan

SAR, Z Axis Scan (X = 0, Y = -6)

