



Support equipment




AC/DC Adapter




### 1.3 Photos – Test Setup



**Setup Below 30 MHz, View 1**



**Setup Below 30 MHz, View 2**



**AC Powerline Setup front view**



**AC Powerline Setup back view**

