

Test Setup Photographs for the NSM01

1. Radiated Emissions

1.1. Configuration 1




Photo 1




Photo 2

Radiated Emissions (continued)




Photo 3

Note: The above photo shows the module housed in the test board.

AC Conducted Emissions

1.2. Configuration 1



Photo 1

AC Conducted Emissions (continued)




Photo 2



Photo 3