






## EXHIBIT 2 - EUT EXTERNAL PHOTOGRAPHS

<p><b>EUT View 1</b></p>	
<p><b>EUT View 2</b></p>	



<p>EUT View 3</p>	 A black, oval-shaped component with a central protrusion is shown next to a 100mm ruler for scale. The ruler is marked in millimeters and centimeters. The component is positioned vertically, with the ruler placed horizontally below it. The background is a blue textured surface.
<p>EUT View 4</p>	 A black, oval-shaped component with a threaded central protrusion is shown next to a 100mm ruler for scale. The ruler is marked in millimeters and centimeters. The component is positioned vertically, with the ruler placed horizontally below it. The background is a blue textured surface.



EUT View 5





EUT View 6








<p>EUT View 7</p>	
<p>EUT View 8</p>	

<p><b>EUT View 9</b></p>	
<p><b>EUT View 10</b></p>	



<p><b>EUT View 11</b></p>	
<p><b>EUT View 12</b></p>	

<p><b>EUT View 13</b></p>	
<p><b>EUT View 14</b></p>	



**EUT View 15**

