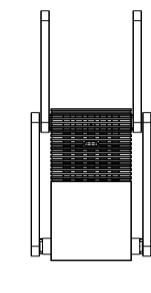


260mm

360mm

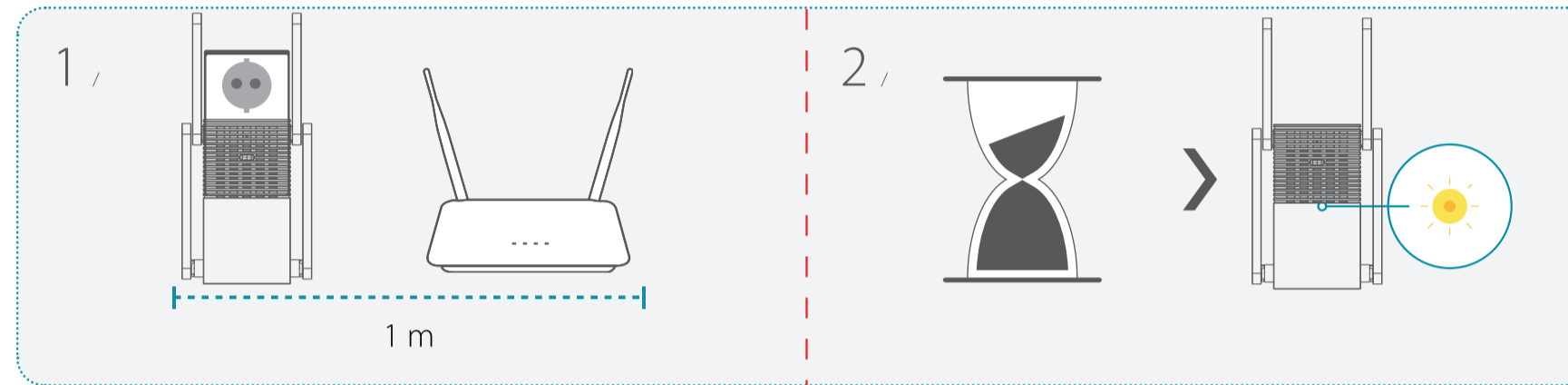
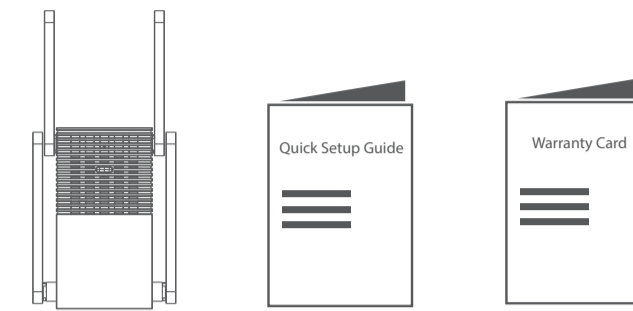
FOSCAM  
home security

### Quick Start Guide

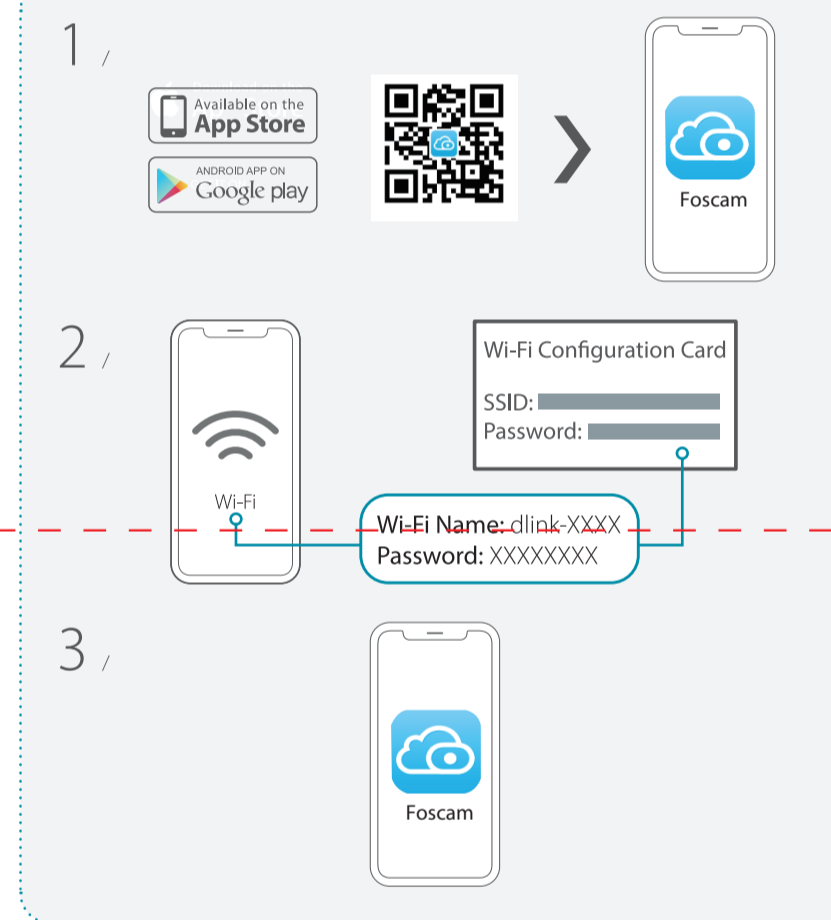


VC1

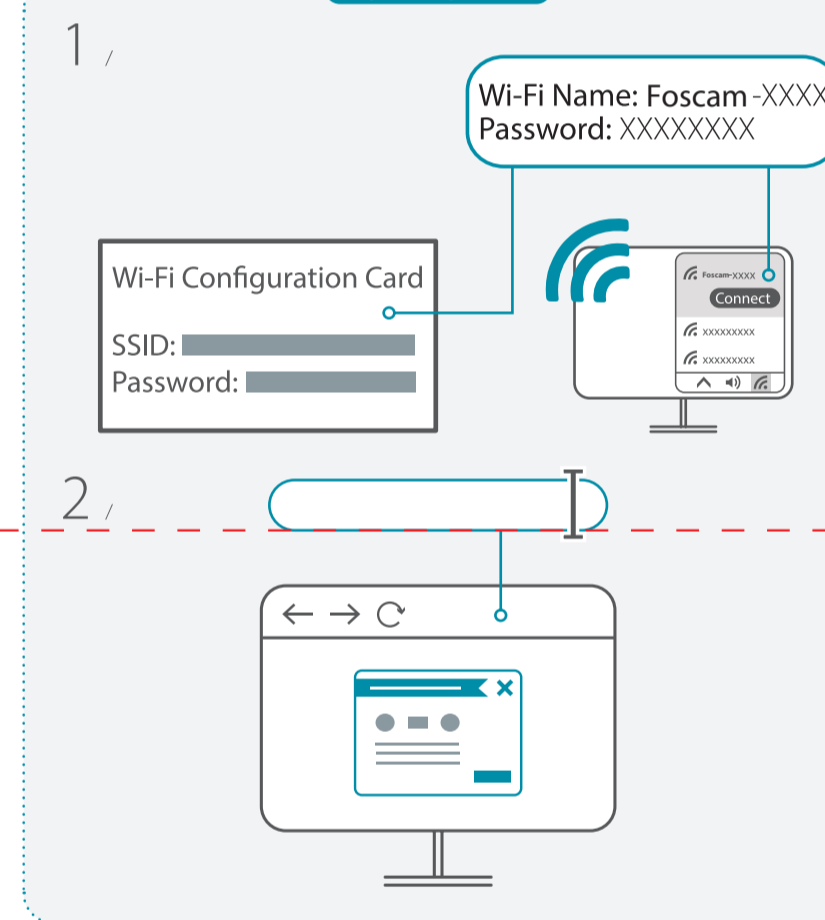
WiFi chime



#### OPTION 1



#### OPTION 2



#### ■ Safety Tips

- Please ensure that the proper power supply is used before using the chime.
- Please use this product within the temperature range. When the ambient temperature is too high or too low, it may cause product failure.
- To avoid the risk of fire or electric shock, please keep your chime connectors in a cool, dry place.
- Please keep the chime out of reach of small children.
- This product is not a toy; children should use the product under adult supervision.
- Change your default port to a greater range to help ensure the safety of your connection. How to change the default port; please visit [foscam.com/downloads](http://foscam.com/downloads) to view the user manual.
- Check the logs of your Foscam chime frequently. Foscam chime have embedded logs telling you which IP addresses are accessing the chime.

FOSCAM  
home security



CE Certificate statement Website:  
<https://www.foscam.com/company/ce-certificate.html>

Export and Importer Information Opened to Public:  
<https://www.foscam.com/company/open-information.html>

[www.foscam.com](http://www.foscam.com)

Support email: [support@foscam.com](mailto:support@foscam.com)

Due to product upgrades and other reasons, this guide may be slow to update, resulting in slight inconsistencies with the official website information. Please take the official website ([www.foscam.com](http://www.foscam.com)) information as the current standard.



Email de support: [support@foscam.com](mailto:support@foscam.com)

**FCC Caution:**

This device complies with part 15 of the FCC Rules. Operation is subject to the following two conditions: (1) This device may not cause harmful interference, and (2) this device must accept any interference received, including interference that may cause undesired operation.

Any Changes expressly or modifications not approved by the party responsible for compliance could void the user's authority to operate the equipment.

**IMPORTANT NOTE:**

Note: This equipment has been tested and found to comply with the limits for a Class B digital device, pursuant to part 15 of the FCC Rules. These limits are designed to provide reasonable protection against harmful interference in a residential installation. This equipment generates, uses and can radiate radio frequency energy and, if not installed and used in accordance with the instructions, may cause harmful interference to radio communications. However, there is no guarantee that interference will not occur in a particular installation. If this equipment does cause harmful interference to radio or television reception, which can be determined by turning the equipment off and on, the user is encouraged to try to correct the interference by one or more of the following measures:

—Reorient or relocate the receiving antenna.

—Increase the separation between the equipment and receiver.

—Connect the equipment into an outlet on a circuit different from that to which the receiver is connected.

—Consult the dealer or an experienced radio/TV technician for help.

**FCC Radiation Exposure Statement:**

This equipment complies with FCC radiation exposure limits set forth for an uncontrolled environment .This equipment should be installed and operated with minimum distance 20cm between the radiator& your body.

This transmitter must not be co-located or operating in conjunction with any other antenna or transmitter.