



SAR TEST REPORT

No. 23T04Z70506-01

For

SAMSUNG Electronics Co., Ltd.

Multi-band WCDMA/LTE/5GNR Tablet with Bluetooth, WLAN

Model Name: SM-X218U

with

Hardware Version: REV1.0

Software Version: X218U.001

FCC ID: ZCASM218U

Issued Date: 2023-11-9

Note:

The test results in this test report relate only to the devices specified in this report. This report shall not be reproduced except in full without the written approval of CTTL.

Test Laboratory:

CTTL-Telecommunication Technology Labs, CAICT

No. 52, Huayuan North Road, Haidian District, Beijing, P. R. China 100191.

Tel:+86(0)10-62304633-2512, Fax:+86(0)10-62304633-2504

Email: ctl_terminals@caict.ac.cn, website: www.caict.ac.cn

**REPORT HISTORY**

Report Number	Revision	Issue Date	Description
23T04Z70506-01	Rev.0	2023-11-6	Initial creation of test report
23T04Z70506-01	Rev.1	2023-11-9	Update ANT0 to ANT1 of LTE B30 TX antenna on page 6;delete information for the GSM on page 9;update information for the NR power level B1 and C1;update tune up power of WIFI2.4G;update information for the 41C in section 14.1;Add RF power of DLCA in section 11.2;Add LTEB41 ANT1 TEST data in section 11.2 and 14.

TABLE OF CONTENT

1 TEST LABORATORY	5
1.1. INTRODUCTION & ACCREDITATION.....	5
1.2. TESTING LOCATION.....	5
1.3. TESTING ENVIRONMENT.....	5
1.4. PROJECT DATA	5
1.5. SIGNATURE.....	5
2 STATEMENT OF COMPLIANCE	6
3 CLIENT INFORMATION.....	8
3.1 APPLICANT INFORMATION	8
3.2 MANUFACTURER INFORMATION	8
4 EQUIPMENT UNDER TEST (EUT) AND ANCILLARY EQUIPMENT (AE)	9
4.1 ABOUT EUT	9
4.2 INTERNAL IDENTIFICATION OF EUT USED DURING THE TEST	10
4.3 INTERNAL IDENTIFICATION OF AE USED DURING THE TEST.....	10
5 TEST METHODOLOGY	11
5.1 APPLICABLE LIMIT REGULATIONS	11
5.2 APPLICABLE MEASUREMENT STANDARDS.....	11
6 SPECIFIC ABSORPTION RATE (SAR).....	12
6.1 INTRODUCTION.....	12
6.2 SAR DEFINITION.....	12
7 TISSUE SIMULATING LIQUIDS	13
7.1 TARGETS FOR TISSUE SIMULATING LIQUID	13
7.2 DIELECTRIC PERFORMANCE	13
8 SYSTEM VERIFICATION.....	15
8.1 SYSTEM SETUP.....	15
8.2 SYSTEM VERIFICATION.....	16
9 MEASUREMENT PROCEDURES	17
9.1 TESTS TO BE PERFORMED	17
9.2 GENERAL MEASUREMENT PROCEDURE.....	19
9.3 WCDMA MEASUREMENT PROCEDURES FOR SAR	20
9.4 SAR MEASUREMENT FOR LTE.....	21
9.5 BLUETOOTH & WI-FI MEASUREMENT PROCEDURES FOR SAR	23
9.6 POWER DRIFT.....	23
10 AREA SCAN BASED 1-G SAR	24

10.1 REQUIREMENT OF KDB.....	24
10.2 FAST SAR ALGORITHMS	24
11 CONDUCTED OUTPUT POWER.....	25
11.1 WCDMA MEASUREMENT RESULT.....	25
11.2 LTE MEASUREMENT RESULT	27
11.3 5G NR MEASUREMENT RESULT.....	161
11.4 WI-FI AND BT MEASUREMENT RESULT	196
12 SIMULTANEOUS TX SAR CONSIDERATIONS	198
12.1 TRANSMIT ANTENNA SEPARATION DISTANCES	198
12.2 SAR MEASUREMENT POSITIONS	198
13 EVALUATION OF SIMULTANEOUS.....	199
14 SAR TEST RESULT	202
14.1 SAR RESULTS FOR 3G/4G	203
14.2 SAR RESULTS FOR 5G NR.....	207
14.3 SAR EVALUATION FOR WIFI.....	211
14.4 SAR EVALUATION FOR BT.....	212
15 SAR MEASUREMENT VARIABILITY.....	213
16 MEASUREMENT UNCERTAINTY	214
16.1 MEASUREMENT UNCERTAINTY FOR NORMAL SAR TESTS (300MHZ~3GHZ)	214
16.2 MEASUREMENT UNCERTAINTY FOR NORMAL SAR TESTS (3~6GHZ)	215
16.3 MEASUREMENT UNCERTAINTY FOR FAST SAR TESTS (300MHZ~3GHZ)	216
16.4 MEASUREMENT UNCERTAINTY FOR FAST SAR TESTS (3~6GHZ).....	217
17 MAIN TEST INSTRUMENTS	219
APPENDIXES	220

1 Test Laboratory

1.1. Introduction & Accreditation

Telecommunication Technology Labs, CAICT is an ISO/IEC 17025:2017 accredited test laboratory under American Association for Laboratory Accreditation (A2LA) with lab code 7049.01, and is also an FCC accredited test laboratory (CN1349), and ISED accredited test laboratory (CAB identifier:CN0066). The detail accreditation scope can be found on A2LA website.

1.2. Testing Location

Location 1: CTTL(huayuan North Road)

Address: No. 52, Huayuan North Road, Haidian District, Beijing,
P. R. China 100191

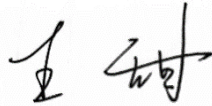
1.3. Testing Environment

Normal Temperature: 15-35°C
Extreme Temperature: -10/+55°C
Relative Humidity: 20-75%

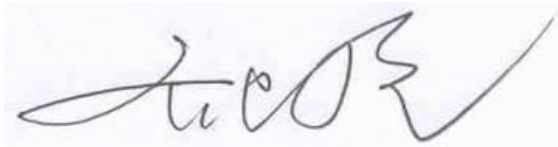
1.4. Project data

Testing Start Date: 2023-9-25
Testing End Date: 2023-11-6

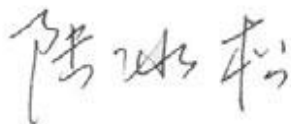
1.5. Signature



WangTian
(Prepared this test report)



Qi Dianyuan
(Reviewed this test report)



Lu Bingsong
Deputy Director of the laboratory
(Approved this test report)

2 Statement of Compliance

The maximum results of Specific Absorption Rate (SAR) found during testing for SAMSUNG Electronics Co., Ltd. Multi-band WCDMA/LTE/5G NR Tablet with Bluetooth, WLAN SM-X218U are as follows:

Table 2.1: Highest Reported SAR (1g)

Mode		Antenna	Body SAR 1g (W/kg)	Equipment Class
WCDMA	WCDMA 1900	0	0.61	
	WCDMA 1700	0	0.68	
	WCDMA 850	0	0.74	
LTE	LTE Band 2	0	0.85	
	LTE Band 2	4	0.60	
	LTE Band 4	0	0.79	
	LTE Band 5	0	0.72	
	LTE Band 7	1	0.58	
	LTE Band 7	4	0.39	
	LTE Band 12	0	0.61	
	LTE Band 13	0	0.78	
	LTE Band 14	0	0.84	
	LTE Band 25	0	0.82	
	LTE Band 26	0	0.70	
	LTE Band 30	1	0.74	
	LTE Band 30	4	0.57	
	LTE Band 41 PC2	4	0.51	
	LTE Band 41 PC3	4	0.67	
	LTE Band 66	0	0.87	
	LTE Band 66	4	0.58	
	LTE Band 71	0	0.58	
NR	N2	0	0.93	
	N2	4	0.76	
	N5	0	0.65	
	N25	0	0.77	
	N25	4	0.79	
	N26	0	0.73	
	N30	1	0.97	
	N30	4	0.62	
	N41	4	0.72	
	N66	0	0.77	
	N66	4	0.50	
	N70	0	0.66	
	N71	0	0.68	
	N77	5	0.61	
N78	5	0.73		

WLAN 2.4 GHz	6	0.65	DTS
WLAN 5 GHz	6	0.57	NII
BT	6	0.30	DSS

The SAR values found for the Mobile Phone are below the maximum recommended levels of 1.6 W/kg as averaged over any 1g tissue according to the ANSI C95.1-1992.

For body operation, this device has been tested and meets FCC RF exposure guidelines when used with any accessory that contains no metal and which provides a minimum separation distance of 0mm/7mm/10mm/24mm/25mm between this device and the body of the user. Use of other accessories may not ensure compliance with FCC RF exposure guidelines.

The EUT battery must be fully charged and checked periodically during the test to ascertain uniform power output.

The measurement together with the test system set-up is described in annex C of this test report. A detailed description of the equipment under test can be found in chapter 4 of this test report. The highest reported SAR value is obtained at the case of **(Table 2.1)**, and the values are:

Body: 0.97 W/kg(1g)

Table 2.2: The sum of SAR values for Main antenna + WIFI+BT

	Position	ENDC-LTE	ENDC-NR	WiFi	BT	Sum
Highest SAR value for Body	Top 24mm	0.18 (LTEB30 ANT1)	0.76 (N2 ANT4)	0.65 (WIFI 2.4G)	0	1.59

According to the above tables, the highest sum of reported SAR values is **1.59 W/kg (1g)**. The detail for simultaneous transmission consideration is described in chapter 13.

Conclusion:

According to the above tables, the sum of reported SAR values is <1.6W/kg. So the simultaneous transmission SAR with volume scans is not required.

3 Client Information

3.1 Applicant Information

Company Name:	SAMSUNG Electronics Co., Ltd.
Address/Post:	19 Chapin Rd., Building D Pine Brook, NJ 07058
Contact Person:	Jenni Chun
Contact Email:	j1.chun@samsung.com
Telephone:	+1-201-937-4203

3.2 Manufacturer Information

Company Name:	SAMSUNG Electronics Co., Ltd.
Address/Post:	Samsung R5, Maetan dong 129, Samsung ro Youngtong gu, Suwon city 443 742, Korea
Contact Person:	조성훈 (Sunghoon Cho)
Contact Email:	ggobi.cho@samsung.com
Telephone:	+82 - 10 - 2722 - 4159
Fax	/

4 Equipment Under Test (EUT) and Ancillary Equipment (AE)

4.1 About EUT

Description:	Multi-band WCDMA/LTE/5G NR Tablet with Bluetooth, WLAN		
Model name:	SM-X218U		
Operating mode(s):	WCDMA850/900/1700/1900/2100 LTE Band1/2/3/4/5/7/12/13/14/20/25/26/28/29/30/41/66/71, 5G NR n2/n5/n25/n26/n29/n30/n41/n66/n70/n71/n77/n78 BT, Wi-Fi(2.4G&5G)		
Tested Tx Frequency:	824–849 MHz (WCDMA 850 Band V)		
	1710 – 1755 MHz (WCDMA 1700 Band IV)		
	1850–1910 MHz (WCDMA1900 Band II)		
	1850 – 1910 MHz(LTE Band 2)		
	1710 – 1755 MHz (LTE Band 4)		
	869 – 894 MHz (LTE Band 5)		
	2500 – 2570 MHz(LTE Band 7)		
	699 – 716 MHz (LTE Band 12)		
	777 –787 MHz (LTE Band 13)		
	790-795.5MHz(LTE Band 14)		
	1850-1915 MHz (LTE Band 25)		
	814 – 849 MHz (LTE Band 26)		
	2307.5-2312.5 MHz (LTE Band 30)		
	2496 – 2690 MHz (LTE Band 41)		
	1710 – 1780 MHz (LTE Band 66)		
	665.5-695.5 MHz (LTE Band 71)		
	2412 – 2462 MHz (Wi-Fi 2.4G)		
	5180 – 5240 MHz		(Wi-Fi 5G)
	5260 – 5320 MHz		
	5500 – 5720 MHz		
	5745 – 5825 MHz		
	2400 – 2483.5 MHz (Bluetooth)		
	1852.5 – 1907.5 MHz(n2)		
	824 – 849 MHz(n5)		
	1850-1915MHz (n25)		
	816.5-846.5MHz (n26)		
	2307.5-2312.5MHz (n30)		
	2496 – 2690 MHz (n41)		
	1710– 1780 MHz (n66)		
	1697.5-1707.5MHz (n70)		
	663-698MHz (n71)		
	3450 – 3550 MHz (n77L)		
	3700 – 3980 MHz (n77H)		
3450 – 3550 MHz (n78L)			
3700 – 3800 MHz (n78H)			
Test device production information:	Production unit		
Device type:	Portable device		
Antenna type:	Integrated antenna		
Hotspot mode:	Support		

4.2 Internal Identification of EUT used during the test

EUT ID*	IMEI/SN	HW Version	SW Version
EUT1	23T04Z70506-12A	REV1.0	X218U.001
EUT2	23T04Z70506-13A	REV1.0	X218U.001
EUT3	23T04Z70506-15A	REV1.0	X218U.001
EUT4	23T04Z70506-19A	REV1.0	X218U.001
EUT5	23T04Z70506-20A	REV1.0	X218U.001
EUT6	23T04Z70506-08A	REV1.0	X218U.001

*EUT ID: is used to identify the test sample in the lab internally.

Note: It is performed to test SAR with the EUT1~4 and conducted power with the EUT5-6.

4.3 Internal Identification of AE used during the test

AE ID*	Description	Model	SN	Manufacturer
AE1	Battery	WT-S-W11	/	SCUD (Fujian) Electronics Co., Ltd.

*AE ID: is used to identify the test sample in the lab internally.

5 TEST METHODOLOGY

5.1 Applicable Limit Regulations

ANSI C95.1–1992:IEEE Standard for Safety Levels with Respect to Human Exposure to Radio Frequency Electromagnetic Fields, 3 kHz to 300 GHz.

It specifies the maximum exposure limit of **1.6 W/kg** as averaged over any 1 gram of tissue for portable devices being used within 20 cm of the user in the uncontrolled environment.

5.2 Applicable Measurement Standards

IEEE 1528–2013: Recommended Practice for Determining the Peak Spatial-Average Specific Absorption Rate (SAR) in the Human Head from Wireless Communications Devices: Measurement Techniques.

KDB447498 D01: General RF Exposure Guidance v06: Mobile and Portable Devices RF Exposure Procedures and Equipment Authorization Policies.

KDB616217 D04 SAR for laptop and tablets v01r02 SAR Evaluation Considerations for Laptop, Notebook, Notebook and Tablet Computers.

KDB648474 D04 Handset SAR v01r03: SAR Evaluation Considerations for Wireless Handsets.

KDB941225 D01 SAR test for 3G devices v03r01: SAR Measurement Procedures for 3G Devices

KDB941225 D05 SAR for LTE Devices v02r05: SAR Evaluation Considerations for LTE Devices

KDB941225 D06 Hotspot Mode SAR v02r01: SAR Evaluation Procedures for Portable Devices with Wireless Router Capabilities

KDB248227 D01 802.11 Wi-Fi SAR v02r02: SAR GUIDANCE FOR IEEE 802.11 (Wi-Fi) TRANSMITTERS

KDB865664 D01 SAR measurement 100 MHz to 6 GHz v01r04: SAR Measurement Requirements for 100 MHz to 6 GHz.

KDB865664 D02 RF Exposure Reporting v01r02: RF Exposure Compliance Reporting and Documentation Considerations

6 Specific Absorption Rate (SAR)

6.1 Introduction

SAR is related to the rate at which energy is absorbed per unit mass in an object exposed to a radio field. The SAR distribution in a biological body is complicated and is usually carried out by experimental techniques or numerical modeling. The standard recommends limits for two tiers of groups, occupational/controlled and general population/uncontrolled, based on a person's awareness and ability to exercise control over his or her exposure. In general, occupational/controlled exposure limits are higher than the limits for general population/uncontrolled.

6.2 SAR Definition

The SAR definition is the time derivative (rate) of the incremental energy (dW) absorbed by (dissipated in) an incremental mass (dm) contained in a volume element (dv) of a given density (ρ). The equation description is as below:

$$SAR = \frac{d}{dt} \left(\frac{dW}{dm} \right) = \frac{d}{dt} \left(\frac{dW}{\rho dv} \right)$$

SAR is expressed in units of Watts per kilogram (W/kg)

SAR measurement can be either related to the temperature elevation in tissue by

$$SAR = c \left(\frac{\delta T}{\delta t} \right)$$

Where: C is the specific heat capacity, δT is the temperature rise and δt is the exposure duration, or related to the electrical field in the tissue by

$$SAR = \frac{\sigma |E|^2}{\rho}$$

Where: σ is the conductivity of the tissue, ρ is the mass density of tissue and E is the RMS electrical field strength.

However for evaluating SAR of low power transmitter, electrical field measurement is typically applied.

7 Tissue Simulating Liquids

7.1 Targets for tissue simulating liquid

Table 7.1: Targets for tissue simulating liquid


Frequency(MHz)	Liquid Type	Conductivity(σ)	$\pm 5\%$ Range	Permittivity(ϵ)	$\pm 5\%$ Range
750	Head	0.89	0.85~0.93	41.94	39.8~44.0
835	Head	0.90	0.86~0.95	41.50	39.40~43.60
1800	Head	1.40	1.33~1.47	40.00	38.00~42.00
1900	Head	1.40	1.33~1.47	40.00	38.00~42.00
2300	Head	1.67	1.50~1.84	39.47	37.5~41.4
2450	Head	1.80	1.71~1.89	39.20	37.30~41.10
2600	Head	1.96	1.86~2.06	39.01	37.06~40.96
3500	Head	2.91	2.76~3.06	37.93	36.03~39.83
3700	Head	3.22	3.06~3.38	37.6	35.72~39.48
3900	Head	3.32	3.15~3.49	37.5	35.63~39.38
5250	Head	4.71	4.47~4.95	35.93	34.13~37.73
5600	Head	5.07	4.82~5.32	35.53	33.8~37.3
5750	Head	5.22	4.96~5.48	35.36	33.59~37.13

7.2 Dielectric Performance

Table 7.2: Dielectric Performance of Tissue Simulating Liquid

Measurement Date (yyyy-mm-dd)	Type	Frequency	Permittivity ϵ	Drift (%)	Conductivity σ (S/m)	Drift (%)
2023/10/1	Head	750 MHz	44.62	6.39	0.855	-3.93
2023/10/3	Head	835 MHz	44.54	7.33	0.8886	-1.27
2023/10/6	Head	1800 MHz	42.18	5.24	1.453	6.06
2023/10/9	Head	1900 MHz	41.92	4.80	1.48	5.71
2023/10/12	Head	2300 MHz	38.59	-2.23	1.693	1.38
2023/10/12	Head	2450 MHz	40.78	4.03	1.916	6.44
2023/10/14	Head	2600 MHz	40.38	3.51	2.107	7.50
2023/10/17	Head	3500 MHz	38.21	0.74	2.911	0.03
2023/10/19	Head	3700 MHz	37.81	0.29	3.095	-0.80
2023/10/22	Head	3900 MHz	37.42	-0.13	3.291	-0.87
2023/10/24	Head	4200 MHz	36.85	-0.75	3.603	-0.74
2023/10/26	Head	5250 MHz	34.74	-3.31	4.766	1.19
2023/10/28	Head	5600 MHz	34.05	-4.17	5.158	1.74
2023/10/31	Head	5750 MHz	33.76	-4.52	5.332	2.15

Note: The liquid temperature is 22.0°C

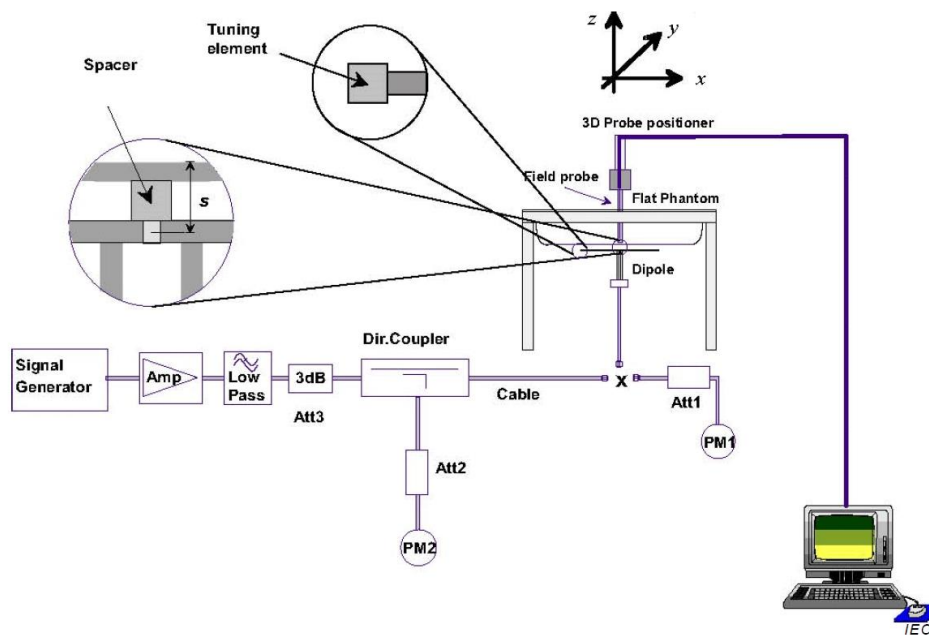


Picture 7-1 Liquid depth in the Flat Phantom


8 System verification

8.1 System Setup

In the simplified setup for system evaluation, the DUT is replaced by a calibrated dipole and the power source is replaced by a continuous wave that comes from a signal generator. The calibrated dipole must be placed beneath the flat phantom section of the SAM twin phantom with the correct distance holder. The distance holder should touch the phantom surface with a light pressure at the reference marking and be oriented parallel to the long side of the phantom. The equipment setup is shown below:



Picture 8.1 System Setup for System Evaluation



Picture 8.2 Photo of Dipole Setup

8.2 System Verification

SAR system verification is required to confirm measurement accuracy, according to the tissue dielectric media, probe calibration points and other system operating parameters required for measuring the SAR of a test device. The system verification must be performed for each frequency band and within the valid range of each probe calibration point required for testing the device.

The system verification results are required that the area scan estimated 1-g SAR is within 3% of the zoom scan 1-g SAR. The details are presented in annex B.

Table 8.1: System Verification of Head

Measurement Date (yyyy-mm-dd)	Frequency	Target value (W/kg)		Measured value(W/kg)		Deviation	
		10 g Average	1 g Average	10 g Average	1 g Average	10 g Average	1 g Average
2023/10/1	750 MHz	5.54	8.48	5.36	8.84	-3.25%	4.25%
2023/10/3	835 MHz	6.32	9.55	6.56	9.52	3.80%	-0.31%
2023/10/6	1800 MHz	18.9	35.8	18.8	35.2	-0.32%	-1.56%
2023/10/9	1900 MHz	21.0	40.4	20.7	41.1	-1.33%	1.68%
2023/10/12	2300 MHz	24.2	49.6	23.2	49.2	-3.97%	-0.81%
2023/10/12	2450 MHz	24.5	52.4	24.5	52.3	-0.16%	-0.23%
2023/10/14	2600 MHz	25.2	55.8	26.0	55.6	3.17%	-0.29%
2023/10/17	3500 MHz	25.2	66.90	24.4	67.2	-3.17%	0.45%
2023/10/19	3700 MHz	24.7	67.80	23.6	69.5	-4.45%	2.51%
2023/10/22	3900 MHz	24.2	69.9	25.9	70.9	7.02%	1.43%
2023/10/24	4200 MHz	22.6	66.8	23.3	67.3	3.10%	0.75%
2023/10/26	5250 MHz	22.8	79.6	21.2	77.6	-7.02%	-2.51%
2023/10/28	5600 MHz	23.8	83.6	24.2	81.7	1.68%	-2.27%
2023/10/31	5750 MHz	22.7	80.5	24.3	81.7	7.05%	1.49%

9 Measurement Procedures

9.1 Tests to be performed

In order to determine the highest value of the peak spatial-average SAR of a handset, all device positions, configurations and operational modes shall be tested for each frequency band according to steps 1 to 3 below. A flowchart of the test process is shown in picture 9.1.

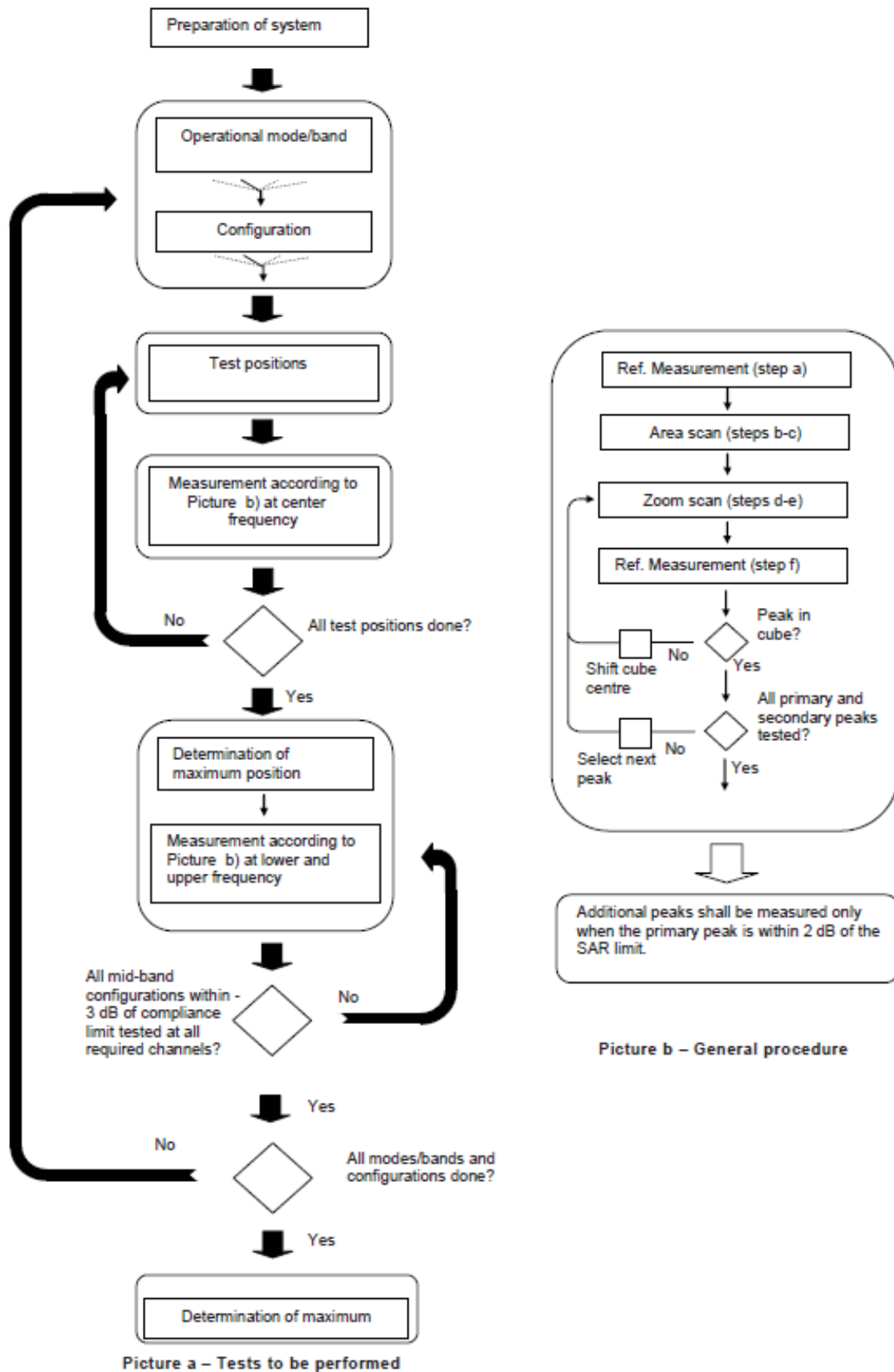
Step 1: The tests described in 9.2 shall be performed at the channel that is closest to the centre of the transmit frequency band (f_c) for:

- a) all device positions (cheek and tilt, for both left and right sides of the SAM phantom, as described in annex D),
- b) all configurations for each device position in a), e.g., antenna extended and retracted, and
- c) all operational modes, e.g., analogue and digital, for each device position in a) and configuration in b) in each frequency band.

If more than three frequencies need to be tested according to 11.1 (i.e., $N_c > 3$), then all frequencies, configurations and modes shall be tested for all of the above test conditions.

Step 2: For the condition providing highest peak spatial-average SAR determined in Step 1, perform all tests described in 9.2 at all other test frequencies, i.e., lowest and highest frequencies. In addition, for all other conditions (device position, configuration and operational mode) where the peak spatial-average SAR value determined in Step 1 is within 3 dB of the applicable SAR limit, it is recommended that all other test frequencies shall be tested as well.

Step 3: Examine all data to determine the highest value of the peak spatial-average SAR found in Steps 1 to 2.



Picture 9.1 Block diagram of the tests to be performed

9.2 General Measurement Procedure

The area and zoom scan resolutions specified in the table below must be applied to the SAR measurements and fully documented in SAR reports to qualify for TCB approval. Probe boundary effect error compensation is required for measurements with the probe tip closer than half a probe tip diameter to the phantom surface. Both the probe tip diameter and sensor offset distance must satisfy measurement protocols; to ensure probe boundary effect errors are minimized and the higher fields closest to the phantom surface can be correctly measured and extrapolated to the phantom surface for computing 1-g SAR. Tolerances of the post-processing algorithms must be verified by the test laboratory for the scan resolutions used in the SAR measurements, according to the reference distribution functions specified in IEC/IEEE 62209-1528. The results should be documented as part of the system validation records and may be requested to support test results when all the measurement parameters in the following table are not satisfied.

		≤ 3 GHz	> 3 GHz
Maximum distance from closest measurement point (geometric center of probe sensors) to phantom surface		5 ± 1 mm	$\frac{1}{2} \cdot \delta \cdot \ln(2) \pm 0.5$ mm
Maximum probe angle from probe axis to phantom surface normal at the measurement location		$30^\circ \pm 1^\circ$	$20^\circ \pm 1^\circ$
Maximum area scan spatial resolution: Δx_{Area} , Δy_{Area}		≤ 2 GHz: ≤ 15 mm 2 – 3 GHz: ≤ 12 mm	3 – 4 GHz: ≤ 12 mm 4 – 6 GHz: ≤ 10 mm
		When the x or y dimension of the test device, in the measurement plane orientation, is smaller than the above, the measurement resolution must be \leq the corresponding x or y dimension of the test device with at least one measurement point on the test device.	
Maximum zoom scan spatial resolution: Δx_{Zoom} , Δy_{Zoom}		≤ 2 GHz: ≤ 8 mm 2 – 3 GHz: ≤ 5 mm*	3 – 4 GHz: ≤ 5 mm* 4 – 6 GHz: ≤ 4 mm*
Maximum zoom scan spatial resolution, normal to phantom surface	uniform grid: $\Delta z_{Zoom}(n)$	≤ 5 mm	3 – 4 GHz: ≤ 4 mm 4 – 5 GHz: ≤ 3 mm 5 – 6 GHz: ≤ 2 mm
	graded grid	$\Delta z_{Zoom}(1)$: between 1 st two points closest to phantom surface	≤ 4 mm
		$\Delta z_{Zoom}(n>1)$: between subsequent points	$\leq 1.5 \cdot \Delta z_{Zoom}(n-1)$
Minimum zoom scan volume	x, y, z	≥ 30 mm	3 – 4 GHz: ≥ 28 mm 4 – 5 GHz: ≥ 25 mm 5 – 6 GHz: ≥ 22 mm
Note: δ is the penetration depth of a plane-wave at normal incidence to the tissue medium; see draft standard IEEE P1528-2011 for details. * When zoom scan is required and the <i>reported</i> SAR from the area scan based 1-g SAR estimation procedures of KDB 447498 is ≤ 1.4 W/kg, ≤ 8 mm, ≤ 7 mm and ≤ 5 mm zoom scan resolution may be applied, respectively, for 2 GHz to 3 GHz, 3 GHz to 4 GHz and 4 GHz to 6 GHz.			

9.3 WCDMA Measurement Procedures for SAR

The following procedures are applicable to WCDMA handsets operating under 3GPP Release99, Release 5 and Release 6. The default test configuration is to measure SAR with an established radio link between the DUT and a communication test set using a 12.2kbps RMC (reference measurement channel) configured in Test Loop Mode 1. SAR is selectively confirmed for other physical channel configurations (DPCCH & DPDCH_n), HSDPA and HSPA (HSUPA/HSDPA) modes according to output power, exposure conditions and device operating capabilities. Both uplink and downlink should be configured with the same RMC or AMR, when required. SAR for Release 5 HSDPA and Release 6 HSPA are measured using the applicable FRC (fixed reference channel) and E-DCH reference channel configurations. Maximum output power is verified according to applicable versions of 3GPP TS 34.121 and SAR must be measured according to these maximum output conditions. When Maximum Power Reduction (MPR) is not implemented according to Cubic Metric (CM) requirements for Release 6 HSPA, the following procedures do not apply.

For Release 5 HSDPA Data Devices:

Sub-test	β_c	β_d	β_d (SF)	β_c / β_d	β_{hs}	CM/dB
1	2/15	15/15	64	2/15	4/15	0.0
2	12/15	15/15	64	12/15	24/25	1.0
3	15/15	8/15	64	15/8	30/15	1.5
4	15/15	4/15	64	15/4	30/15	1.5

For Release 6 HSPA Data Devices

Sub-test	β_c	β_d	β_d (SF)	β_c / β_d	β_{hs}	β_{ec}	β_{ed}	β_{ed} (SF)	β_{ed} (codes)	CM (dB)	MPR (dB)	AG Index	E-TFCI
1	11/15	15/15	64	11/15	22/15	209/225	1039/225	4	1	1.5	1.5	20	75
2	6/15	15/15	64	6/15	12/15	12/15	12/15	4	1	1.5	1.5	12	67
3	15/15	9/15	64	15/9	30/15	30/15	$\beta_{ed1}:47/15$ $\beta_{ed2}:47/15$	4	2	1.5	1.5	15	92
4	2/15	15/15	64	2/15	4/15	4/15	56/75	4	1	1.5	1.5	17	71
5	15/15	15/15	64	15/15	24/15	30/15	134/15	4	1	1.5	1.5	21	81

Rel.8 DC-HSDPA (Cat 24)

SAR test exclusion for Rel.8 DC-HSDPA must satisfy the SAR test exclusion requirements of Rel.5 HSDPA. SAR test exclusion for DC-HSDPA devices is determined by power measurements according to the H-Set 12, Fixed Reference Channel (FRC) configuration in Table C.8.1.12 of 3GPP TS 34.121-1. A primary and a secondary serving HS-DSCH Cell are required to perform the power measurement and for the results to qualify for SAR test exclusion.

9.4 SAR Measurement for LTE

SAR tests for LTE are performed with a base station simulator, Rohde & Schwarz CMW500. Closed loop power control was used so the UE transmits with maximum output power during SAR testing. All powers were measured with the CMW 500.

It is performed for conducted power and SAR based on the KDB941225 D05.

SAR is evaluated separately according to the following procedures for the different test positions in each exposure condition – head, body, body-worn accessories and other use conditions. The procedures in the following subsections are applied separately to test each LTE frequency band.

1) QPSK with 1 RB allocation

Start with the largest channel bandwidth and measure SAR for QPSK with 1 RB allocation, using the RB offset and required test channel combination with the highest maximum output power among RB offsets at the upper edge, middle and lower edge of each required test channel. When the reported SAR is ≤ 0.8 W/kg, testing of the remaining RB offset configurations and required test channels is not required for 1 RB allocation; otherwise, SAR is required for the remaining required test channels and only for the RB offset configuration with the highest output power for that channel. When the reported SAR of a required test channel is > 1.45 W/kg, SAR is required for all three RB offset configurations for that required test channel.

2) QPSK with 50% RB allocation

The procedures required for 1 RB allocation in 1) are applied to measure the SAR for QPSK with 50% RB allocation.

3) QPSK with 100% RB allocation

For QPSK with 100% RB allocation, SAR is not required when the highest maximum output power for 100 % RB allocation is less than the highest maximum output power in 50% and 1 RB allocations and the highest reported SAR for 1 RB and 50% RB allocation in 1) and 2) are ≤ 0.8 W/kg. Otherwise, SAR is measured for the highest output power channel; and if the reported SAR is > 1.45 W/kg, the remaining required test channels must also be tested.

TDD test:

TDD testing is performed using guidance from FCC KDB 941225 D05 and the SAR test guidance provided in April 2013 TCB works hop notes. TDD is tested at the highest duty factor using UL-DL configuration 0 with special subframe configuration 6 and applying the FDD LTE procedures in KDB 941225 D05. SAR testing is performed using the extended cyclic prefix listed in 3GPP TS 36.211.

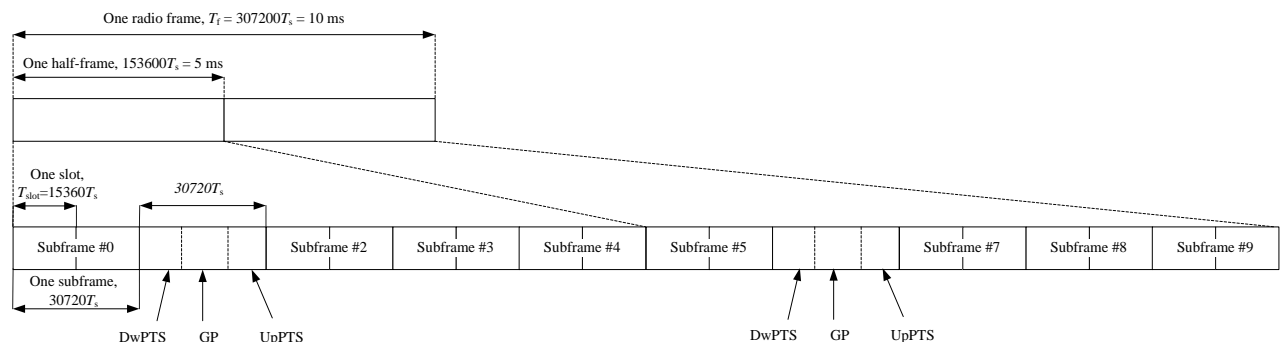


Figure 9.2: Frame structure type 2 (for 5 ms switch-point periodicity)

Table 9.1: Configuration of special subframe (lengths of DwPTS/GP/UpPTS)

Special subframe configuration	Normal cyclic prefix in downlink			Extended cyclic prefix in downlink		
	DwPTS	UpPTS		DwPTS	UpPTS	
		Normal cyclic prefix in uplink	Extended cyclic prefix in uplink		Normal cyclic prefix in uplink	Extended cyclic prefix in uplink
0	$6592 \cdot T_s$	$2192 \cdot T_s$	$2560 \cdot T_s$	$7680 \cdot T_s$	$2192 \cdot T_s$	$2560 \cdot T_s$
1	$19760 \cdot T_s$			$20480 \cdot T_s$		
2	$21952 \cdot T_s$			$23040 \cdot T_s$		
3	$24144 \cdot T_s$			$25600 \cdot T_s$		
4	$26336 \cdot T_s$			$7680 \cdot T_s$		
5	$6592 \cdot T_s$	$4384 \cdot T_s$	$5120 \cdot T_s$	$20480 \cdot T_s$	$4384 \cdot T_s$	$5120 \cdot T_s$
6	$19760 \cdot T_s$			$23040 \cdot T_s$		
7	$21952 \cdot T_s$			$12800 \cdot T_s$		
8	$24144 \cdot T_s$			-		
9	$13168 \cdot T_s$			-		

Table 9.2: Uplink-downlink configurations

Uplink-downlink configuration	Downlink-to-Uplink Switch-point periodicity	Subframe number									
		0	1	2	3	4	5	6	7	8	9
0	5 ms	D	S	U	U	U	D	S	U	U	U
1	5 ms	D	S	U	U	D	D	S	U	U	D
2	5 ms	D	S	U	D	D	D	S	U	D	D
3	10 ms	D	S	U	U	U	D	D	D	D	D
4	10 ms	D	S	U	U	D	D	D	D	D	D
5	10 ms	D	S	U	D	D	D	D	D	D	D
6	5 ms	D	S	U	U	U	D	S	U	U	D

Duty factor is calculated by:

$$\begin{aligned}
 \text{Duty factor} &= \text{uplink frame} \cdot 6 + \text{UpPTS} \cdot 2 / \text{one frame length} \\
 &= (30720 \cdot T_s \cdot 6 + 5120 \cdot T_s \cdot 2) / 307200 \cdot T_s \\
 &= 0.633
 \end{aligned}$$

9.5 Bluetooth & Wi-Fi Measurement Procedures for SAR

Normal network operating configurations are not suitable for measuring the SAR of 802.11 transmitters in general. Unpredictable fluctuations in network traffic and antenna diversity conditions can introduce undesirable variations in SAR results. The SAR for these devices should be measured using chipset based test mode software to ensure that the results are consistent and reliable.

Chipset based test mode software is hardware dependent and generally varies among manufacturers. The device operating parameters established in a test mode for SAR measurements must be identical to those programmed in production units, including output power levels, amplifier gain settings and other RF performance tuning parameters. The test frequencies should correspond to actual channel frequencies defined for domestic use. SAR for devices with switched diversity should be measured with only one antenna transmitting at a time during each SAR measurement, according to a fixed modulation and data rate. The same data pattern should be used for all measurements.

9.6 Power Drift

To control the output power stability during the SAR test, DASY5 system calculates the power drift by measuring the E-field at the same location at the beginning and at the end of the measurement for each test position. These drift values can be found in section 14 labeled as: (Power Drift [dB]). This ensures that the power drift during one measurement is within 5%.

10 Area Scan Based 1-g SAR

10.1 Requirement of KDB

According to the KDB447498 D01, when the implementation is based the specific polynomial fit algorithm as presented at the 29th Bioelectromagnetics Society meeting (2007) and the estimated 1-gSAR is ≤ 1.2 W/kg, a zoom scan measurement is not required provided it is also not needed for any other purpose; for example, if the peak SAR location required for simultaneous transmission SAR test exclusion can be determined accurately by the SAR system or manually to discriminate between distinctive peaks and scattered noisy SAR distributions from area scans.

There must not be any warning or alert messages due to various measurement concerns identified by the SAR system; for example, noise in measurements, peaks too close to scan boundary, peaks are too sharp, spatial resolution and uncertainty issues etc. The SAR system verification must also demonstrate that the area scan estimated 1-g SAR is within 3% of the zoom scan 1-g SAR (See Annex B). When all the SAR results for each exposure condition in a frequency band and wireless mode are based on estimated 1-g SAR, the 1-g SAR for the highest SAR configuration must be determined by a zoom scan.

10.2 Fast SAR Algorithms

The approach is based on the area scan measurement applying a frequency dependent attenuation parameter. This attenuation parameter was empirically determined by analyzing a large number of phones. The MOTOROLA FAST SAR was developed and validated by the MOTOROLA Research Group in Ft. Lauderdale.

In the initial study, an approximation algorithm based on Linear fit was developed. The accuracy of the algorithm has been demonstrated across a broad frequency range (136-2450 MHz) and for both 1- and 10-g averaged SAR using a sample of 264 SAR measurements from 55 wireless handsets. For the sample size studied, the root-mean-squared errors of the algorithm are 1.2% and 5.8% for 1- and 10-g averaged SAR, respectively. The paper describing the algorithm in detail is expected to be published in August 2004 within the Special Issue of Transactions on MTT.

In the second step, the same research group optimized the fitting algorithm to an Polynomial fit whereby the frequency validity was extended to cover the range 30-6000MHz. Details of this study can be found in the BEMS 2007 Proceedings.

Both algorithms are implemented in DASY software.

11 Conducted Output Power

Table 11.1: Summary of Receiver detection mechanism-Main antenna

Antenna	Sensor Off	Sensor On	Sensor On ENDC
Main Antenna	Power Level A1	Power Level B1	Power Level C1

11.1 WCDMA Measurement result

WCDMA1900_ Power Level A1

WCDMA1900	FDDII result (dBm)			
	9538/9938 (1907.6MHz)	9400/9800 (1880MHz)	9262/9662 (1852.4MHz)	
	23.99	23.81	23.57	
HSUPA	21.65	21.72	21.72	23.00
	20.16	20.14	20.13	22.00
	21.05	21.02	21.08	23.00
	19.85	19.83	19.76	21.50
	21.59	21.60	21.70	23.00
DC-HSDPA	22.06	22.14	22.06	24.00
	22.13	22.05	22.14	24.00
	21.54	21.53	21.55	23.50
	21.62	21.65	21.72	23.50

WCDMA1900_ Power Level B1

WCDMA1900	FDDII result (dBm)			
	9538/9938 (1907.6MHz)	9400/9800 (1880MHz)	9262/9662 (1852.4MHz)	
	15.22	15.03	14.81	
HSUPA	13.94	13.90	13.81	14.50
	11.86	11.80	11.75	12.50
	13.29	13.24	13.18	13.50
	11.65	11.74	11.82	12.50
	13.92	13.82	13.83	14.50
DC-HSDPA	13.93	13.83	13.86	14.50
	14.45	14.40	14.31	14.50
	13.48	13.44	13.34	13.50
	13.23	13.32	13.31	13.50

WCDMA1700_ Power Level A1

WCDMA1700	FDDIV result (dBm)			
	1513/1738 (1752.6MHz)	1412/1637 (1732.4MHz)	1312/1537 (1712.4MHz)	
	23.98	24.18	24.14	
HSUPA	22.09	22.02	22.11	24.00
	21.51	21.52	21.57	23.50
	21.05	21.03	21.13	23.00
	21.18	21.24	21.18	23.00
	22.21	22.27	22.17	24.00
DC-HSDPA	22.27	22.21	22.16	23.00
	21.79	21.72	21.66	23.00
	21.64	21.66	21.65	22.50
	21.74	21.67	21.65	22.50

WCDMA1700_ Power Level B1

WCDMA1700	FDDIV result (dBm)			
	1513/1738	1412/1637	1312/1537	
	(1752.6MHz)	(1732.4MHz)	(1712.4MHz)	
	15.14	15.32	15.33	15.50
HSUPA	14.44	14.38	14.28	14.50
	12.3	12.29	12.28	12.50
	13.41	13.37	13.28	13.50
	12.27	12.33	12.26	12.50
	14.37	14.40	14.30	14.50
DC-HSDPA	14.13	14.19	14.29	14.50
	13.79	13.83	13.82	14.50
	13.87	13.87	13.81	14.50
	13.97	13.88	13.78	14.50

WCDMA850_ Power Level A1

WCDMA850	FDDV result (dBm)			
	4233/4458	4183/4408	4132/4357	
	(846.6MHz)	(836.6MHz)	(826.4MHz)	
	24.24	24.21	24.18	25.00
HSUPA	22.48	22.43	22.42	22.50
	20.65	20.64	20.56	22.50
	21.5	21.48	21.58	23.50
	20.54	20.58	20.48	22.00
	22.47	22.57	22.49	23.50
DC-HSDPA	22.5	22.58	22.50	23.50
	22.7	22.62	22.53	23.50
	21.92	22.00	22.02	23.50
	22.02	22.06	22.01	23.50

WCDMA850_ Power Level B1

WCDMA850	FDDV result (dBm)			
	4233/4458	4183/4408	4132/4357	
	(846.6MHz)	(836.6MHz)	(826.4MHz)	
	20.13	20.16	20.27	20.50
HSUPA	19.33	19.96	19.24	20.00
	17.12	17.97	17.18	18.00
	18.11	18.94	18.18	19.00
	17.2	17.30	17.24	18.00
	19.25	19.95	19.22	20.00
DC-HSDPA	19.25	19.22	19.17	20.00
	19.17	19.26	19.18	20.00
	18.6	18.71	18.68	19.00
	18.57	18.61	18.66	19.00

11.2 LTE Measurement result

Maximum Target Power for Production Unit

Band	ANT	Tune up (dBm)		
		Power Level A1	Power Level B1	Power Level C1
LTE Band 2	0	25.2	15	12
LTE Band 2	4	25.2	\	10.5
LTE Band 4	0	25.2	15.5	12.5
LTE Band 5	0	25.2	19.5	16.5
LTE Band 7	1	25	10	7
LTE Band 7	4	25	\	10
LTE Band 12	0	25.2	20.5	17.5
LTE Band 13	0	25.2	19.5	16.5
LTE Band 14	0	25.2	19.5	16.5
LTE Band 25	0	25.2	15	12
LTE Band 26	0	25.2	19.5	16.5
LTE Band 30	1	25.2	12	9
LTE Band 30	4	25.2	\	12.5
LTE Band 41 PC2	4	27.5	14.5	\
LTE Band 41 PC3	4	24.5	14.5	\
LTE Band 41 PC3	1	24.5	11	\
LTE Band 66	0	25.2	15.5	12.5
LTE Band 66	4	25.2	\	13.5
LTE Band 71	0	25.2	21	18

Maximum Power Reduction (MPR) for LTE

Modulation	1.4	MPR	3	MPR	5	MPR	10	MPR	15	MPR	20	MPR (dB)
	MHz		MHz		MHz		MHz		MHz		MHz	
QPSK	≤ 5	0	≤ 4	0	≤ 8	0	≤ 12	0	≤ 16	0	≤ 18	0
QPSK	> 5	1	> 4	1	> 8	1	> 12	1	> 16	1	> 18	1
16 QAM	≤ 5	1	≤ 4	1	≤ 8	1	≤ 12	1	≤ 16	1	≤ 18	1
16 QAM	> 5	2	> 4	2	> 8	2	> 12	2	> 16	2	> 18	2
64 QAM	≤ 5	2	≤ 4	2	≤ 8	2	≤ 12	2	≤ 16	2	≤ 18	2
64 QAM	> 5	3	> 4	3	> 8	3	> 12	3	> 16	3	> 18	3
256 QAM	≤ 5	5	≤ 4	5	≤ 8	5	≤ 12	5	≤ 16	5	≤ 18	5
256 QAM	> 5	5	> 4	5	> 8	5	> 12	5	> 16	5	> 18	5

LTE B2-ANT0 (Power Level A1)

BANDWIDTH	Number of RBs	Frequency	QPSK	16QAM	64QAM	256QAM
1.4MHz	1RB-High (5)	1909.3 (19193)	24.17	23.38	22.37	19.37
		1880 (18900)	23.94	23.26	22.20	18.64
		1850.7 (18607)	23.91	23.16	22.17	18.71
	1RB-Middle (3)	1909.3 (19193)	24.12	23.43	22.39	19.32
		1880 (18900)	24.27	23.36	22.33	18.87
		1850.7 (18607)	23.92	23.26	22.23	18.72
	1RB-Low (0)	1909.3 (19193)	24.15	23.46	22.53	18.75
		1880 (18900)	23.96	23.36	22.32	18.96
		1850.7 (18607)	23.94	23.24	22.24	18.74
	3RB-High (3)	1909.3 (19193)	24.17	23.28	22.35	19.47
		1880 (18900)	23.92	22.97	22.25	19.22
		1850.7 (18607)	23.94	22.94	22.10	19.04
	3RB-Middle (1)	1909.3 (19193)	24.26	23.38	22.39	19.06
		1880 (18900)	24.07	23.12	22.22	19.17
		1850.7 (18607)	23.96	23.18	22.28	18.96
	3RB-Low (0)	1909.3 (19193)	24.25	23.30	22.30	18.95
		1880 (18900)	24.03	23.09	22.11	19.33
		1850.7 (18607)	24.00	23.07	22.09	18.60
	6RB (0)	1909.3 (19193)	23.00	22.32	21.18	18.30
		1880 (18900)	23.06	22.09	21.06	18.36
		1850.7 (18607)	23.05	22.07	21.04	18.05
3MHz	1RB-High (14)	1908.5 (19185)	24.15	23.36	22.19	18.95
		1880 (18900)	24.05	23.27	22.24	18.75
		1851.5 (18615)	23.94	23.17	22.20	18.84
	1RB-Middle (7)	1908.5 (19185)	24.18	23.60	22.37	18.98
		1880 (18900)	24.01	23.42	22.17	19.31
		1851.5 (18615)	23.95	23.35	22.35	19.25
	1RB-Low (0)	1908.5 (19185)	24.27	23.61	22.57	19.17
		1880 (18900)	24.06	23.49	22.29	18.86
		1851.5 (18615)	24.19	23.36	22.41	19.29
	8RB-High (7)	1908.5 (19185)	23.31	22.32	21.32	18.01
		1880 (18900)	23.04	22.10	21.27	18.04
		1851.5 (18615)	23.05	22.15	21.07	18.15
8RB-Middle	1908.5 (19185)	23.33	22.38	21.49	18.23	

	(4)	1880 (18900)	23.10	22.20	21.11	18.30	
		1851.5 (18615)	23.11	22.17	21.22	18.21	
		1908.5 (19185)	23.40	22.37	21.32	18.70	
	8RB-Low (0)	1880 (18900)	23.09	22.13	21.18	17.79	
		1851.5 (18615)	23.16	22.20	21.19	18.46	
		1908.5 (19185)	23.36	22.29	21.34	18.66	
	15RB (0)	1880 (18900)	23.23	22.30	21.20	18.33	
		1851.5 (18615)	23.13	22.20	21.13	17.73	
5MHz	1RB-High (24)	1907.5 (19175)	24.23	23.56	22.40	19.53	
		1880 (18900)	24.02	23.45	22.16	19.02	
		1852.5 (18625)	23.97	23.30	22.27	19.17	
	1RB-Middle (12)	1907.5 (19175)	24.24	23.61	22.33	19.54	
		1880 (18900)	24.06	23.49	22.36	18.76	
		1852.5 (18625)	24.02	23.76	22.16	19.12	
	1RB-Low (0)	1907.5 (19175)	24.33	23.70	22.48	19.03	
		1880 (18900)	24.22	23.40	22.27	19.42	
		1852.5 (18625)	24.11	23.41	22.33	19.41	
	12RB-High (13)	1907.5 (19175)	23.27	22.34	21.32	18.07	
		1880 (18900)	23.09	22.11	21.14	17.89	
		1852.5 (18625)	23.06	22.15	21.04	18.16	
	12RB-Middle (6)	1907.5 (19175)	23.37	22.45	21.43	18.07	
		1880 (18900)	23.21	22.25	21.29	18.51	
		1852.5 (18625)	23.17	22.17	21.10	18.47	
	12RB-Low (0)	1907.5 (19175)	23.36	22.46	21.46	18.06	
		1880 (18900)	23.22	22.18	21.17	17.92	
		1852.5 (18625)	23.19	22.23	21.19	18.09	
	25RB (0)	1907.5 (19175)	23.29	22.32	21.33	18.09	
		1880 (18900)	23.21	22.13	21.19	18.01	
		1852.5 (18625)	23.13	22.08	21.22	18.03	
	10MHz	1RB-High (49)	1905 (19150)	24.34	23.80	22.40	19.24
			1880 (18900)	23.95	23.48	22.32	18.65
			1855 (18650)	24.03	23.41	22.37	18.93
		1RB-Middle (24)	1905 (19150)	24.19	23.61	22.44	19.29
			1880 (18900)	24.17	23.38	22.27	19.47
1855 (18650)			24.04	23.26	22.19	19.34	
1RB-Low (0)		1905 (19150)	24.31	23.73	22.52	19.21	
		1880 (18900)	24.08	23.54	22.28	19.08	
		1855 (18650)	24.07	23.55	22.30	19.17	

	25RB-High (25)	1905 (19150)	23.33	22.38	21.41	18.53
		1880 (18900)	23.14	22.14	21.14	18.04
		1855 (18650)	23.10	22.13	21.10	17.80
	25RB-Middle (12)	1905 (19150)	23.34	22.32	21.26	18.24
		1880 (18900)	23.22	22.25	21.22	17.92
		1855 (18650)	23.11	22.16	21.18	17.91
	25RB-Low (0)	1905 (19150)	23.24	22.39	21.42	18.54
		1880 (18900)	23.11	22.15	21.23	18.01
		1855 (18650)	23.14	22.17	21.24	18.04
	50RB (0)	1905 (19150)	23.30	22.21	21.30	18.10
		1880 (18900)	23.15	22.21	21.21	18.05
		1855 (18650)	23.16	22.20	21.19	18.26
15MHz	1RB-High (74)	1902.5 (19125)	24.12	23.45	22.29	19.22
		1880 (18900)	24.03	23.42	22.19	18.63
		1857.5 (18675)	23.99	23.19	22.21	18.59
	1RB-Middle (37)	1902.5 (19125)	24.07	23.47	22.26	19.27
		1880 (18900)	23.93	23.24	22.21	19.23
		1857.5 (18675)	23.88	23.23	22.10	18.68
	1RB-Low (0)	1902.5 (19125)	24.17	23.50	22.23	19.07
		1880 (18900)	24.03	23.35	22.25	18.83
		1857.5 (18675)	23.90	23.28	22.11	18.80
	36RB-High (38)	1902.5 (19125)	23.30	22.31	21.13	18.30
		1880 (18900)	23.14	22.10	21.19	18.44
		1857.5 (18675)	23.01	21.97	21.12	17.71
	36RB-Middle (19)	1902.5 (19125)	23.27	22.23	21.18	17.97
		1880 (18900)	23.08	22.06	21.17	17.68
		1857.5 (18675)	23.13	22.04	21.12	18.43
	36RB-Low (0)	1902.5 (19125)	23.18	22.20	21.06	18.18
		1880 (18900)	23.06	22.10	21.06	17.76
		1857.5 (18675)	23.10	22.08	21.05	18.20
	75RB (0)	1902.5 (19125)	23.25	22.30	21.00	17.95
		1880 (18900)	23.18	22.08	21.11	18.38
		1857.5 (18675)	23.09	22.11	21.05	18.09
20MHz	1RB-High (99)	1900 (19100)	24.21	23.50	22.34	19.01
		1880 (18900)	24.09	23.32	22.26	19.09
		1860 (18700)	24.02	23.35	22.25	19.32
	1RB-Middle (50)	1900 (19100)	24.24	23.60	22.29	19.24
		1880 (18900)	24.34	23.31	22.20	18.94

	1RB-Low (0)	1860 (18700)	24.26	23.38	22.16	19.16
		1900 (19100)	24.23	23.42	22.24	18.84
		1880 (18900)	24.02	23.45	22.15	19.02
		1860 (18700)	23.99	23.36	22.06	19.29
	50RB-High (50)	1900 (19100)	23.36	22.32	21.30	17.96
		1880 (18900)	23.41	22.11	21.16	18.51
		1860 (18700)	23.34	22.10	21.09	18.14
	50RB-Middle (25)	1900 (19100)	23.27	22.31	21.33	18.47
		1880 (18900)	23.44	22.18	21.16	18.23
		1860 (18700)	23.09	22.11	21.13	17.69
	50RB-Low (0)	1900 (19100)	23.21	22.18	21.15	18.51
		1880 (18900)	23.12	22.05	21.08	18.12
		1860 (18700)	23.05	22.03	20.97	17.95
	100RB (0)	1900 (19100)	23.23	22.31	21.15	18.33
		1880 (18900)	23.14	22.18	21.11	17.84
1860 (18700)		23.12	22.10	21.11	18.12	

LTE B2-ANT0 (Power Level B1)

BANDWIDTH	Number of RBs	Frequency	QPSK	16QAM	64QAM	256QAM
1.4MHz	1RB-High (5)	1909.3 (19193)	14.18	14.29	14.13	14.25
		1880 (18900)	14.19	14.18	14.04	14.22
		1850.7 (18607)	14.10	14.23	14.18	14.07
	1RB-Middle (3)	1909.3 (19193)	14.20	14.15	14.19	14.09
		1880 (18900)	14.12	14.09	14.29	14.20
		1850.7 (18607)	14.17	14.12	14.18	14.29
	1RB-Low (0)	1909.3 (19193)	14.10	14.08	14.16	14.03
		1880 (18900)	14.16	14.29	14.26	14.24
		1850.7 (18607)	14.05	14.04	14.10	14.15
	3RB-High (3)	1909.3 (19193)	14.06	14.25	14.20	14.23
		1880 (18900)	14.27	14.22	14.12	14.10
		1850.7 (18607)	14.28	14.09	14.22	14.03
	3RB-Middle (1)	1909.3 (19193)	14.08	14.27	14.05	14.19
		1880 (18900)	14.19	14.10	14.12	14.16
		1850.7 (18607)	14.20	14.09	14.28	14.03
	3RB-Low (0)	1909.3 (19193)	14.03	14.03	14.12	14.20
		1880 (18900)	14.11	14.06	14.26	14.09
		1850.7 (18607)	14.05	14.27	14.09	14.24

	6RB (0)	1909.3 (19193)	14.16	14.10	14.27	14.15
		1880 (18900)	14.05	14.15	14.22	14.25
		1850.7 (18607)	14.17	14.18	14.09	14.27
3MHz	1RB-High (14)	1908.5 (19185)	14.05	14.23	14.19	14.24
		1880 (18900)	14.24	14.27	14.27	14.08
		1851.5 (18615)	14.11	14.13	14.18	14.29
	1RB-Middle (7)	1908.5 (19185)	14.23	14.28	14.15	14.12
		1880 (18900)	14.23	14.25	14.18	14.15
		1851.5 (18615)	14.16	14.11	14.24	14.07
	1RB-Low (0)	1908.5 (19185)	14.22	14.29	14.08	14.17
		1880 (18900)	14.19	14.17	14.29	14.10
		1851.5 (18615)	14.05	14.16	14.17	14.08
	8RB-High (7)	1908.5 (19185)	14.22	14.17	14.10	14.04
		1880 (18900)	14.07	14.11	14.04	14.09
		1851.5 (18615)	14.24	14.11	14.13	14.21
	8RB-Middle (4)	1908.5 (19185)	14.24	14.10	14.17	14.27
		1880 (18900)	14.14	14.19	14.06	14.20
		1851.5 (18615)	14.25	14.18	14.10	14.03
	8RB-Low (0)	1908.5 (19185)	14.17	14.21	14.26	14.29
		1880 (18900)	14.24	14.17	14.05	14.19
		1851.5 (18615)	14.16	14.29	14.23	14.29
	15RB (0)	1908.5 (19185)	14.21	14.05	14.09	14.18
		1880 (18900)	14.20	14.20	14.19	14.16
		1851.5 (18615)	14.25	14.27	14.17	14.08
5MHz	1RB-High (24)	1907.5 (19175)	14.25	14.09	14.28	14.25
		1880 (18900)	14.13	14.25	14.06	14.20
		1852.5 (18625)	14.23	14.24	14.19	14.19
	1RB-Middle (12)	1907.5 (19175)	14.21	14.21	14.07	14.24
		1880 (18900)	14.22	14.06	14.13	14.13
		1852.5 (18625)	14.27	14.25	14.08	14.18
	1RB-Low (0)	1907.5 (19175)	14.10	14.04	14.14	14.29
		1880 (18900)	14.17	14.10	14.26	14.13
		1852.5 (18625)	14.17	14.22	14.28	14.08
	12RB-High (13)	1907.5 (19175)	14.29	14.19	14.09	14.18
		1880 (18900)	14.14	14.23	14.20	14.13
		1852.5 (18625)	14.10	14.13	14.23	14.10
	12RB-Middle (6)	1907.5 (19175)	14.04	14.06	14.08	14.08
		1880 (18900)	14.10	14.15	14.05	14.06

	12RB-Low (0)	1852.5 (18625)	14.11	14.25	14.12	14.10
		1907.5 (19175)	14.21	14.13	14.28	14.18
		1880 (18900)	14.05	14.03	14.15	14.08
		1852.5 (18625)	14.29	14.05	14.06	14.09
	25RB (0)	1907.5 (19175)	14.29	14.16	14.26	14.17
		1880 (18900)	14.05	14.25	14.12	14.05
1852.5 (18625)		14.16	14.14	14.07	14.23	
10MHz	1RB-High (49)	1905 (19150)	14.21	14.06	14.05	14.11
		1880 (18900)	14.17	14.27	14.04	14.09
		1855 (18650)	14.28	14.25	14.24	14.06
	1RB-Middle (24)	1905 (19150)	14.13	14.10	14.13	14.06
		1880 (18900)	14.22	14.04	14.25	14.10
		1855 (18650)	14.07	14.04	14.23	14.16
	1RB-Low (0)	1905 (19150)	14.12	14.13	14.07	14.26
		1880 (18900)	14.16	14.05	14.16	14.18
		1855 (18650)	14.21	14.23	14.04	14.06
	25RB-High (25)	1905 (19150)	14.29	14.08	14.19	14.09
		1880 (18900)	14.22	14.17	14.10	14.11
		1855 (18650)	14.12	14.16	14.20	14.18
	25RB-Middle (12)	1905 (19150)	14.28	14.15	14.28	14.04
		1880 (18900)	14.13	14.08	14.25	14.04
		1855 (18650)	14.10	14.29	14.15	14.23
	25RB-Low (0)	1905 (19150)	14.22	14.20	14.21	14.25
		1880 (18900)	14.13	14.04	14.08	14.21
		1855 (18650)	14.08	14.15	14.06	14.16
	50RB (0)	1905 (19150)	14.19	14.04	14.03	14.10
		1880 (18900)	14.25	14.04	14.04	14.04
		1855 (18650)	14.08	14.26	14.16	14.21
15MHz	1RB-High (74)	1902.5 (19125)	14.11	14.21	14.29	14.21
		1880 (18900)	14.22	14.04	14.13	14.03
		1857.5 (18675)	14.15	14.29	14.04	14.11
	1RB-Middle (37)	1902.5 (19125)	14.23	14.23	14.20	14.09
		1880 (18900)	14.16	14.17	14.09	14.14
		1857.5 (18675)	14.06	14.06	14.03	14.17
	1RB-Low (0)	1902.5 (19125)	14.09	14.04	14.10	14.20
		1880 (18900)	14.21	14.19	14.12	14.18
		1857.5 (18675)	14.06	14.10	14.25	14.22
	36RB-High	1902.5 (19125)	14.27	14.16	14.15	14.28

	(38)	1880 (18900)	14.28	14.12	14.09	14.15
		1857.5 (18675)	14.16	14.09	14.11	14.20
	36RB-Middle (19)	1902.5 (19125)	14.14	14.07	14.24	14.16
		1880 (18900)	14.19	14.23	14.22	14.15
		1857.5 (18675)	14.15	14.22	14.03	14.19
	36RB-Low (0)	1902.5 (19125)	14.14	14.25	14.23	14.21
		1880 (18900)	14.05	14.10	14.07	14.14
		1857.5 (18675)	14.26	14.22	14.07	14.18
	75RB (0)	1902.5 (19125)	14.05	14.22	14.09	14.22
		1880 (18900)	14.15	14.23	14.18	14.03
		1857.5 (18675)	14.08	14.10	14.20	14.24
20MHz	1RB-High (99)	1900 (19100)	14.04	14.51	14.45	14.23
		1880 (18900)	14.08	14.33	14.26	14.29
		1860 (18700)	13.95	14.38	14.12	14.13
	1RB-Middle (50)	1900 (19100)	14.17	14.50	14.20	14.21
		1880 (18900)	14.27	14.44	14.15	14.28
		1860 (18700)	14.08	14.22	14.08	14.05
	1RB-Low (0)	1900 (19100)	14.08	14.34	14.24	14.03
		1880 (18900)	13.99	14.29	14.17	14.03
		1860 (18700)	13.97	14.37	14.09	14.09
	50RB-High (50)	1900 (19100)	14.29	14.25	14.24	14.20
		1880 (18900)	14.12	14.13	14.17	14.09
		1860 (18700)	14.17	14.08	14.02	14.29
	50RB-Middle (25)	1900 (19100)	14.29	14.33	14.23	14.10
		1880 (18900)	14.38	14.12	14.06	14.26
		1860 (18700)	14.12	14.14	14.02	14.14
	50RB-Low (0)	1900 (19100)	14.18	14.18	14.18	14.26
		1880 (18900)	14.09	14.01	14.01	14.10
		1860 (18700)	14.15	14.03	14.04	14.16
	100RB (0)	1900 (19100)	14.21	14.18	14.22	14.19
		1880 (18900)	14.15	14.12	14.12	14.18
		1860 (18700)	14.16	14.05	14.00	14.19

LTE B2-ANT0 (Power Level C1)

BANDWIDTH	Number of RBs	Frequency	QPSK	16QAM	64QAM	256QAM
1.4MHz	1RB-High (5)	1909.3 (19193)	10.86	11.19	11.25	10.98

		1880 (18900)	11.33	11.19	11.01	11.15
		1850.7 (18607)	11.22	10.99	10.99	11.06
	1RB-Middle (3)	1909.3 (19193)	10.97	10.90	10.98	10.72
		1880 (18900)	10.72	11.20	10.92	10.77
	1RB-Low (0)	1850.7 (18607)	10.82	10.78	10.78	10.96
		1909.3 (19193)	11.29	10.85	11.21	10.91
		1880 (18900)	10.74	11.03	10.78	10.99
	3RB-High (3)	1850.7 (18607)	11.02	11.05	11.24	11.02
		1909.3 (19193)	11.10	10.92	11.30	11.27
		1880 (18900)	11.12	10.75	10.97	10.96
	3RB-Middle (1)	1850.7 (18607)	10.96	10.83	11.06	11.01
		1909.3 (19193)	10.99	11.05	11.19	11.10
		1880 (18900)	11.10	10.89	10.73	10.72
	3RB-Low (0)	1850.7 (18607)	10.81	10.91	11.02	11.34
		1909.3 (19193)	10.80	11.08	11.29	11.30
		1880 (18900)	11.13	11.33	11.18	11.31
	6RB (0)	1850.7 (18607)	10.88	11.00	11.36	11.36
		1909.3 (19193)	10.78	10.99	11.15	11.29
		1880 (18900)	11.24	11.17	11.32	10.76
	3MHz	1RB-High (14)	1850.7 (18607)	10.91	11.02	11.04
1908.5 (19185)			11.26	11.19	10.92	11.15
1880 (18900)			10.91	11.22	11.27	11.05
1RB-Middle (7)		1851.5 (18615)	11.19	11.05	10.85	10.95
		1908.5 (19185)	10.84	11.35	11.26	11.17
		1880 (18900)	11.13	11.27	11.06	11.06
1RB-Low (0)		1851.5 (18615)	11.29	11.09	10.87	11.33
		1908.5 (19185)	10.96	11.23	10.74	11.19
		1880 (18900)	11.12	11.31	10.89	11.18
8RB-High (7)		1851.5 (18615)	11.03	11.02	10.92	11.00
		1908.5 (19185)	10.92	11.28	11.20	11.35
		1880 (18900)	11.17	11.03	11.34	10.74
8RB-Middle (4)		1851.5 (18615)	10.72	10.84	11.31	10.74
		1908.5 (19185)	10.80	10.93	11.26	10.81
		1880 (18900)	11.02	10.92	11.07	10.87
8RB-Low (0)		1851.5 (18615)	10.96	11.12	11.20	10.84
		1908.5 (19185)	10.91	11.26	11.10	11.02
		1880 (18900)	10.88	10.97	11.33	11.14
15RB (0)		1851.5 (18615)	11.09	10.75	10.74	10.77
		1908.5 (19185)	11.22	11.32	11.34	11.32

		1880 (18900)	10.73	11.18	11.05	11.19
		1851.5 (18615)	10.75	10.98	11.28	11.08
5MHz	1RB-High (24)	1907.5 (19175)	11.21	11.09	10.93	11.17
		1880 (18900)	10.75	11.25	11.00	10.75
		1852.5 (18625)	10.80	10.81	10.83	11.00
	1RB-Middle (12)	1907.5 (19175)	10.95	11.06	10.91	11.30
		1880 (18900)	10.72	11.23	10.86	11.31
		1852.5 (18625)	11.34	11.30	11.35	11.30
	1RB-Low (0)	1907.5 (19175)	10.92	10.72	10.97	11.22
		1880 (18900)	11.17	10.78	10.76	10.73
		1852.5 (18625)	10.85	11.13	10.97	10.84
	12RB-High (13)	1907.5 (19175)	10.96	10.89	11.06	11.05
		1880 (18900)	11.08	11.27	10.95	11.24
		1852.5 (18625)	11.05	11.31	10.95	10.97
	12RB-Middle (6)	1907.5 (19175)	10.90	11.36	10.75	10.79
		1880 (18900)	11.03	10.83	10.87	10.95
		1852.5 (18625)	11.33	10.77	10.79	10.85
	12RB-Low (0)	1907.5 (19175)	11.29	11.11	11.14	11.14
		1880 (18900)	11.01	11.26	10.90	10.88
		1852.5 (18625)	11.18	10.91	10.87	10.83
	25RB (0)	1907.5 (19175)	11.30	11.05	11.10	10.87
		1880 (18900)	11.12	10.98	10.75	11.28
		1852.5 (18625)	11.01	11.14	11.18	10.82
10MHz	1RB-High (49)	1905 (19150)	10.99	11.05	10.97	10.83
		1880 (18900)	11.17	11.02	11.17	10.72
		1855 (18650)	10.96	10.98	11.09	11.08
	1RB-Middle (24)	1905 (19150)	11.17	11.14	11.13	10.73
		1880 (18900)	10.77	11.10	11.08	11.14
		1855 (18650)	10.81	10.87	11.20	11.33
	1RB-Low (0)	1905 (19150)	11.01	10.94	11.16	11.32
		1880 (18900)	10.76	11.01	11.06	10.83
		1855 (18650)	10.84	11.10	11.26	10.82
	25RB-High (25)	1905 (19150)	10.99	10.87	11.14	11.13
		1880 (18900)	11.07	11.21	11.21	10.75
		1855 (18650)	11.31	10.76	11.07	10.83
	25RB-Middle (12)	1905 (19150)	11.19	11.29	11.14	11.34
		1880 (18900)	11.13	10.93	10.88	11.00
		1855 (18650)	11.25	10.98	11.15	10.88

	25RB-Low (0)	1905 (19150)	11.13	11.25	10.91	10.76
		1880 (18900)	10.94	11.11	11.06	11.09
		1855 (18650)	11.24	11.35	11.36	11.24
	50RB (0)	1905 (19150)	11.33	10.79	11.03	10.85
		1880 (18900)	11.10	11.14	11.00	10.75
		1855 (18650)	11.16	10.99	10.86	11.11
15MHz	1RB-High (74)	1902.5 (19125)	11.07	11.09	11.31	11.16
		1880 (18900)	11.21	11.07	11.34	11.23
		1857.5 (18675)	11.05	11.35	10.83	11.26
	1RB-Middle (37)	1902.5 (19125)	11.30	10.91	10.88	11.02
		1880 (18900)	10.90	10.82	11.11	10.89
		1857.5 (18675)	11.28	11.22	10.93	10.80
	1RB-Low (0)	1902.5 (19125)	11.03	10.98	11.10	10.90
		1880 (18900)	11.02	11.04	11.22	10.97
		1857.5 (18675)	11.20	11.28	10.81	11.23
	36RB-High (38)	1902.5 (19125)	11.32	11.27	10.93	10.98
		1880 (18900)	10.73	11.07	10.83	10.91
		1857.5 (18675)	10.92	10.81	10.86	11.11
	36RB-Middle (19)	1902.5 (19125)	11.29	11.28	11.32	10.76
		1880 (18900)	11.15	10.86	11.19	10.96
		1857.5 (18675)	10.99	11.12	10.92	11.10
	36RB-Low (0)	1902.5 (19125)	11.06	11.09	11.05	11.07
		1880 (18900)	11.34	11.01	10.78	11.12
		1857.5 (18675)	11.10	11.22	10.74	10.89
	75RB (0)	1902.5 (19125)	11.08	10.87	10.88	10.74
		1880 (18900)	11.06	11.29	11.30	10.96
		1857.5 (18675)	10.95	11.10	11.01	11.17
20MHz	1RB-High (99)	1900 (19100)	10.72	11.24	10.76	10.74
		1880 (18900)	10.79	11.26	11.16	11.06
		1860 (18700)	10.71	11.23	11.16	11.19
	1RB-Middle (50)	1900 (19100)	10.83	11.20	11.13	10.91
		1880 (18900)	10.85	11.13	11.00	11.03
		1860 (18700)	10.79	11.13	11.13	11.09
	1RB-Low (0)	1900 (19100)	10.84	11.31	11.14	11.11
		1880 (18900)	10.69	11.16	11.07	11.26
		1860 (18700)	10.71	11.16	11.03	10.72
	50RB-High (50)	1900 (19100)	10.93	11.12	11.05	11.13
		1880 (18900)	10.95	10.94	10.90	11.29

	50RB-Middle (25)	1860 (18700)	10.91	10.97	10.83	11.12
		1900 (19100)	10.99	11.09	11.11	10.90
		1880 (18900)	11.03	11.02	10.97	11.01
		1860 (18700)	10.95	10.93	10.90	11.30
	50RB-Low (0)	1900 (19100)	10.97	11.00	11.01	10.84
		1880 (18900)	10.86	10.86	10.87	10.81
		1860 (18700)	10.97	11.06	10.93	11.15
	100RB (0)	1900 (19100)	10.88	11.05	11.01	11.06
		1880 (18900)	10.91	10.98	10.96	11.25
		1860 (18700)	10.92	10.99	10.98	11.07

LTE B2-ANT4 (Power Level A1)

BANDWIDT H	Number of RBs	Frequency	QPSK	16QAM	64QAM	256qam	
1.4MHz	1RB-High (5)	1909.3 (19193)	24.53	22.55	21.38	18.22	
		1880 (18900)	24.30	22.55	21.28	18.08	
		1850.7 (18607)	24.02	22.33	21.32	18.24	
	1RB-Middle (3)	1909.3 (19193)	24.39	22.58	21.21	18.08	
		1880 (18900)	24.58	22.60	21.44	18.37	
		1850.7 (18607)	24.64	22.33	21.22	18.18	
	1RB-Low (0)	1909.3 (19193)	24.51	22.34	21.38	18.28	
		1880 (18900)	24.28	22.20	21.36	18.14	
		1850.7 (18607)	24.05	22.37	21.49	18.25	
	3RB-High (3)	1909.3 (19193)	23.12	21.22	20.68	17.25	
		1880 (18900)	23.15	21.59	20.35	17.20	
		1850.7 (18607)	23.36	21.51	20.45	17.27	
	3RB-Middle (1)	1909.3 (19193)	23.39	21.66	20.22	17.26	
		1880 (18900)	23.57	21.65	20.68	17.49	
		1850.7 (18607)	23.23	21.71	20.64	17.48	
	3RB-Low (0)	1909.3 (19193)	22.98	21.46	20.56	17.47	
		1880 (18900)	23.31	21.64	20.43	17.47	
		1850.7 (18607)	23.11	21.46	20.63	17.42	
	6RB (0)	1909.3 (19193)	23.11	21.36	20.50	17.38	
		1880 (18900)	23.49	21.56	20.53	17.34	
		1850.7 (18607)	23.41	21.44	20.57	17.31	

3MHz	1RB-High (14)	1908.5 (19185)	24.56	22.51	21.37	18.23
		1880 (18900)	24.35	22.55	21.32	18.14
		1851.5 (18615)	23.93	22.32	21.26	18.35
	1RB-Middle (7)	1908.5 (19185)	24.41	22.53	21.23	18.11
		1880 (18900)	24.66	22.53	21.41	18.28
		1851.5 (18615)	24.56	22.29	21.32	18.27
	1RB-Low (0)	1908.5 (19185)	24.49	22.23	21.25	18.25
		1880 (18900)	24.41	22.22	21.22	18.07
		1851.5 (18615)	23.99	22.22	21.41	18.14
	8RB-High (7)	1908.5 (19185)	23.07	21.20	20.61	17.27
		1880 (18900)	23.08	21.54	20.30	17.22
		1851.5 (18615)	23.38	21.56	20.59	17.27
	8RB-Middle (4)	1908.5 (19185)	23.30	21.52	20.32	17.32
		1880 (18900)	23.63	21.66	20.68	17.55
		1851.5 (18615)	23.30	21.71	20.60	17.42
	8RB-Low (0)	1908.5 (19185)	23.03	21.45	20.46	17.39
		1880 (18900)	23.39	21.63	20.39	17.50
		1851.5 (18615)	23.18	21.32	20.58	17.54
	15RB (0)	1908.5 (19185)	23.09	21.46	20.61	17.47
		1880 (18900)	23.43	21.51	20.60	17.39
		1851.5 (18615)	23.46	21.39	20.62	17.26
5MHz	1RB-High (24)	1907.5 (19175)	24.50	22.56	21.29	18.28
		1880 (18900)	24.41	22.50	21.34	18.08
		1852.5 (18625)	24.00	22.23	21.26	18.28
	1RB-Middle (12)	1907.5 (19175)	24.47	22.47	21.25	18.09
		1880 (18900)	24.61	22.55	21.42	18.40
		1852.5 (18625)	24.54	22.28	21.28	18.23
	1RB-Low (0)	1907.5 (19175)	24.40	22.43	21.23	18.33
		1880 (18900)	24.42	22.37	21.34	18.10
		1852.5 (18625)	24.05	22.37	21.45	18.10
	12RB-High (13)	1907.5 (19175)	23.06	21.28	20.74	17.25
		1880 (18900)	23.11	21.55	20.35	17.20
		1852.5 (18625)	23.44	21.48	20.48	17.30
	12RB-Middle (6)	1907.5 (19175)	23.39	21.59	20.22	17.22
		1880 (18900)	23.62	21.76	20.73	17.57
		1852.5 (18625)	23.27	21.66	20.58	17.50

	12RB-Low (0)	1907.5 (19175)	22.93	21.39	20.50	17.42	
		1880 (18900)	23.33	21.61	20.42	17.56	
		1852.5 (18625)	23.10	21.36	20.67	17.44	
	25RB (0)	1907.5 (19175)	23.05	21.48	20.62	17.37	
		1880 (18900)	23.55	21.48	20.53	17.31	
		1852.5 (18625)	23.31	21.39	20.50	17.21	
10MHz	1RB-High (49)	1905 (19150)	24.61	22.50	21.39	18.16	
		1880 (18900)	24.35	22.45	21.28	18.10	
		1855 (18650)	24.02	22.29	21.31	18.29	
	1RB-Middle (24)	1905 (19150)	24.52	22.56	21.24	18.06	
		1880 (18900)	24.61	22.52	21.47	18.37	
		1855 (18650)	24.65	22.38	21.28	18.27	
	1RB-Low (0)	1905 (19150)	24.42	22.37	21.37	18.32	
		1880 (18900)	24.33	22.25	21.30	18.09	
		1855 (18650)	24.02	22.23	21.45	18.23	
	25RB-High (25)	1905 (19150)	23.12	21.20	20.68	17.33	
		1880 (18900)	23.12	21.53	20.35	17.33	
		1855 (18650)	23.40	21.54	20.47	17.29	
	25RB-Middle (12)	1905 (19150)	23.40	21.65	20.24	17.36	
		1880 (18900)	23.61	21.72	20.62	17.64	
		1855 (18650)	23.29	21.71	20.61	17.41	
	25RB-Low (0)	1905 (19150)	23.04	21.35	20.56	17.48	
		1880 (18900)	23.30	21.61	20.36	17.46	
		1855 (18650)	23.16	21.34	20.65	17.42	
	50RB (0)	1905 (19150)	23.06	21.45	20.47	17.41	
		1880 (18900)	23.45	21.59	20.57	17.35	
		1855 (18650)	23.43	21.42	20.63	17.23	
	15MHz	1RB-High (74)	1902.5 (19125)	24.57	22.45	21.34	18.27
			1880 (18900)	24.40	22.44	21.38	18.15
1857.5 (18675)			24.02	22.24	21.26	18.32	
1RB-Middle (37)		1902.5 (19125)	24.53	22.54	21.25	18.19	
		1880 (18900)	24.69	22.58	21.48	18.28	
		1857.5 (18675)	24.67	22.36	21.26	18.20	
1RB-Low (0)		1902.5 (19125)	24.49	22.32	21.37	18.24	
		1880 (18900)	24.30	22.34	21.25	17.99	

	36RB-High (38)	1857.5 (18675)	24.03	22.32	21.43	18.15
		1902.5 (19125)	23.12	21.33	20.62	17.27
		1880 (18900)	23.10	21.56	20.34	17.19
	36RB-Middle (19)	1857.5 (18675)	23.42	21.50	20.51	17.31
		1902.5 (19125)	23.37	21.52	20.27	17.36
		1880 (18900)	23.58	21.75	20.73	17.63
	36RB-Low (0)	1857.5 (18675)	23.19	21.64	20.59	17.42
		1902.5 (19125)	22.97	21.45	20.47	17.46
		1880 (18900)	23.41	21.59	20.40	17.47
	75RB (0)	1857.5 (18675)	23.12	21.40	20.70	17.50
		1902.5 (19125)	22.98	21.37	20.49	17.45
		1880 (18900)	23.44	21.51	20.50	17.32
20MHz	1RB-High (99)	1857.5 (18675)	23.33	21.35	20.60	17.30
		1902.5 (19125)	22.98	21.37	20.49	17.45
		1880 (18900)	23.44	21.51	20.50	17.32
	1RB-Middle (50)	1900 (19100)	24.57	22.54	21.38	18.26
		1880 (18900)	24.40	22.51	21.33	18.17
		1860 (18700)	24.01	22.33	21.34	18.32
	1RB-Low (0)	1900 (19100)	24.48	22.53	21.20	18.14
		1880 (18900)	24.65	22.58	21.45	18.37
		1860 (18700)	24.63	22.36	21.27	18.27
	50RB-High (50)	1900 (19100)	24.48	22.22	21.20	18.34
		1880 (18900)	24.38	22.22	21.32	18.09
		1860 (18700)	24.01	22.20	21.44	18.20
	50RB-Middle (25)	1900 (19100)	23.15	21.30	20.70	17.29
		1880 (18900)	23.11	21.62	20.37	17.29
		1860 (18700)	23.40	21.54	20.54	17.30
	50RB-Low (0)	1900 (19100)	23.35	21.61	20.32	17.31
		1880 (18900)	23.65	21.75	20.71	17.59
		1860 (18700)	23.29	21.68	20.67	17.51
	100RB (0)	1900 (19100)	23.00	21.45	20.56	17.45
		1880 (18900)	23.38	21.59	20.40	17.55
		1860 (18700)	23.17	21.41	20.68	17.52
	100RB (0)	1900 (19100)	23.07	21.45	20.57	17.43
		1880 (18900)	23.52	21.55	20.55	17.40
		1860 (18700)	23.41	21.43	20.59	17.29

LTE B2-ANT4 (Power Level C1)

BANDWIDT H	Number of RBs	Frequency	QPSK	16QAM	64QAM	256qam
1.4MHz	1RB-High (5)	1909.3 (19193)	9.34	9.61	9.41	9.52
		1880 (18900)	9.48	9.56	9.60	9.52
		1850.7 (18607)	9.42	9.34	9.34	9.47
	1RB-Middle (3)	1909.3 (19193)	9.53	9.44	9.39	9.46
		1880 (18900)	9.35	9.45	9.58	9.54
		1850.7 (18607)	9.33	9.35	9.51	9.32
	1RB-Low (0)	1909.3 (19193)	9.49	9.44	9.33	9.44
		1880 (18900)	9.51	9.42	9.44	9.37
		1850.7 (18607)	9.58	9.60	9.55	9.35
	3RB-High (3)	1909.3 (19193)	9.32	9.48	9.39	9.33
		1880 (18900)	9.42	9.41	9.33	9.57
		1850.7 (18607)	9.47	9.48	9.38	9.38
	3RB-Middle (1)	1909.3 (19193)	9.33	9.55	9.51	9.46
		1880 (18900)	9.44	9.38	9.40	9.42
		1850.7 (18607)	9.48	9.36	9.56	9.49
	3RB-Low (0)	1909.3 (19193)	9.61	9.52	9.60	9.43
		1880 (18900)	9.61	9.34	9.56	9.59
		1850.7 (18607)	9.36	9.60	9.53	9.52
	6RB (0)	1909.3 (19193)	9.57	9.51	9.60	9.32
		1880 (18900)	9.60	9.58	9.56	9.56
		1850.7 (18607)	9.58	9.45	9.50	9.34
3MHz	1RB-High (14)	1908.5 (19185)	9.40	9.35	9.34	9.57
		1880 (18900)	9.38	9.48	9.48	9.38
		1851.5 (18615)	9.57	9.54	9.37	9.59
	1RB-Middle (7)	1908.5 (19185)	9.37	9.46	9.60	9.34
		1880 (18900)	9.46	9.44	9.40	9.56
		1851.5 (18615)	9.50	9.52	9.51	9.47
	1RB-Low (0)	1908.5 (19185)	9.49	9.43	9.45	9.60
		1880 (18900)	9.32	9.40	9.57	9.49
		1851.5 (18615)	9.34	9.45	9.57	9.46
	8RB-High (7)	1908.5 (19185)	9.57	9.52	9.53	9.53

	8RB-Middle (4)	1880 (18900)	9.49	9.43	9.38	9.54	
		1851.5 (18615)	9.40	9.46	9.44	9.48	
		1908.5 (19185)	9.59	9.55	9.54	9.33	
		1880 (18900)	9.39	9.45	9.61	9.41	
		1851.5 (18615)	9.61	9.41	9.38	9.54	
		1908.5 (19185)	9.47	9.49	9.49	9.54	
	8RB-Low (0)	1880 (18900)	9.51	9.40	9.34	9.38	
		1851.5 (18615)	9.32	9.55	9.35	9.39	
		1908.5 (19185)	9.59	9.40	9.60	9.46	
	15RB (0)	1880 (18900)	9.45	9.51	9.45	9.43	
		1851.5 (18615)	9.39	9.50	9.35	9.46	
		1908.5 (19185)	9.59	9.40	9.60	9.46	
5MHz	1RB-High (24)	1907.5 (19175)	9.61	9.53	9.36	9.58	
		1880 (18900)	9.61	9.35	9.46	9.34	
		1852.5 (18625)	9.52	9.35	9.45	9.46	
	1RB-Middle (12)	1907.5 (19175)	9.60	9.37	9.56	9.42	
		1880 (18900)	9.45	9.51	9.48	9.60	
		1852.5 (18625)	9.47	9.42	9.44	9.53	
	1RB-Low (0)	1907.5 (19175)	9.37	9.44	9.36	9.50	
		1880 (18900)	9.51	9.36	9.49	9.33	
		1852.5 (18625)	9.58	9.58	9.53	9.40	
	12RB-High (13)	1907.5 (19175)	9.40	9.51	9.32	9.57	
		1880 (18900)	9.43	9.40	9.48	9.61	
		1852.5 (18625)	9.57	9.40	9.48	9.42	
	12RB-Middle (6)	1907.5 (19175)	9.56	9.33	9.53	9.40	
		1880 (18900)	9.35	9.48	9.38	9.40	
		1852.5 (18625)	9.57	9.43	9.41	9.41	
	12RB-Low (0)	1907.5 (19175)	9.45	9.45	9.58	9.47	
		1880 (18900)	9.60	9.54	9.43	9.32	
		1852.5 (18625)	9.58	9.61	9.55	9.60	
	25RB (0)	1907.5 (19175)	9.61	9.59	9.41	9.44	
		1880 (18900)	9.54	9.38	9.59	9.45	
		1852.5 (18625)	9.33	9.51	9.53	9.40	
	10MHz	1RB-High (49)	1905 (19150)	9.46	9.38	9.61	9.58
			1880 (18900)	9.50	9.45	9.35	9.49
1855 (18650)			9.43	9.52	9.36	9.56	

	1RB-Middle (24)	1905 (19150)	9.59	9.44	9.38	9.38	
		1880 (18900)	9.60	9.41	9.51	9.49	
		1855 (18650)	9.60	9.32	9.42	9.40	
	1RB-Low (0)	1905 (19150)	9.42	9.40	9.32	9.44	
		1880 (18900)	9.44	9.39	9.52	9.45	
		1855 (18650)	9.48	9.45	9.49	9.58	
	25RB-High (25)	1905 (19150)	9.33	9.53	9.40	9.43	
		1880 (18900)	9.57	9.40	9.56	9.58	
		1855 (18650)	9.51	9.56	9.43	9.56	
	25RB-Middle (12)	1905 (19150)	9.53	9.35	9.48	9.61	
		1880 (18900)	9.60	9.48	9.37	9.42	
		1855 (18650)	9.61	9.37	9.50	9.46	
	25RB-Low (0)	1905 (19150)	9.44	9.49	9.38	9.47	
		1880 (18900)	9.38	9.40	9.41	9.55	
		1855 (18650)	9.36	9.41	9.46	9.39	
	50RB (0)	1905 (19150)	9.51	9.50	9.51	9.60	
		1880 (18900)	9.52	9.39	9.40	9.40	
		1855 (18650)	9.56	9.42	9.42	9.56	
	15MHz	1RB-High (74)	1902.5 (19125)	9.38	9.56	9.49	9.35
			1880 (18900)	9.34	9.32	9.46	9.32
			1857.5 (18675)	9.39	9.37	9.34	9.57
		1RB-Middle (37)	1902.5 (19125)	9.45	9.34	9.50	9.54
			1880 (18900)	9.33	9.59	9.52	9.38
1857.5 (18675)			9.58	9.39	9.35	9.33	
1RB-Low (0)		1902.5 (19125)	9.43	9.49	9.32	9.58	
		1880 (18900)	9.47	9.43	9.36	9.53	
		1857.5 (18675)	9.45	9.45	9.58	9.52	
36RB-High (38)		1902.5 (19125)	9.55	9.44	9.48	9.59	
		1880 (18900)	9.52	9.45	9.39	9.58	
		1857.5 (18675)	9.44	9.33	9.45	9.37	
36RB-Middle (19)		1902.5 (19125)	9.37	9.51	9.57	9.52	
		1880 (18900)	9.50	9.32	9.58	9.33	
		1857.5 (18675)	9.49	9.53	9.44	9.45	
36RB-Low (0)		1902.5 (19125)	9.42	9.55	9.45	9.44	
		1880 (18900)	9.34	9.56	9.47	9.57	
		1857.5 (18675)	9.35	9.47	9.49	9.43	

	75RB (0)	1902.5 (19125)	9.44	9.56	9.56	9.38
		1880 (18900)	9.42	9.34	9.44	9.36
		1857.5 (18675)	9.60	9.32	9.32	9.41
20MHz	1RB-High (99)	1900 (19100)	9.43	9.39	9.45	9.50
		1880 (18900)	9.41	9.48	9.50	9.42
		1860 (18700)	9.55	9.36	9.36	9.44
	1RB-Middle (50)	1900 (19100)	9.57	9.61	9.36	9.42
		1880 (18900)	9.62	9.39	9.59	9.39
		1860 (18700)	9.60	9.34	9.37	9.56
	1RB-Low (0)	1900 (19100)	9.44	9.58	9.38	9.46
		1880 (18900)	9.33	9.47	9.51	9.60
		1860 (18700)	9.37	9.37	9.38	9.41
	50RB-High (50)	1900 (19100)	9.48	9.48	9.58	9.52
		1880 (18900)	9.54	9.38	9.48	9.58
		1860 (18700)	9.42	9.61	9.55	9.44
	50RB-Middle (25)	1900 (19100)	9.33	9.33	9.49	9.46
		1880 (18900)	9.58	9.34	9.41	9.47
		1860 (18700)	9.55	9.56	9.35	9.33
	50RB-Low (0)	1900 (19100)	9.34	9.39	9.51	9.48
		1880 (18900)	9.45	9.41	9.49	9.43
		1860 (18700)	9.55	9.36	9.53	9.50
	100RB (0)	1900 (19100)	9.45	9.33	9.50	9.39
		1880 (18900)	9.33	9.37	9.60	9.60
		1860 (18700)	9.50	9.49	9.49	9.44

LTE B4-ANT0 (Power Level A1)

BANDWIDTH	Number of RBs	Frequency	QPSK	16QAM	64QAM	256QAM
1.4MHz	1RB-High (5)	1754.3 (20393)	23.95	23.24	22.06	18.75
		1732.5 (20175)	24.16	23.49	22.50	19.06
		1710.7 (19957)	24.12	23.43	22.36	18.92
	1RB-Middle (3)	1754.3 (20393)	24.22	23.18	22.28	19.02
		1732.5 (20175)	24.23	23.47	22.50	19.03
		1710.7 (19957)	24.19	23.47	22.50	19.59
	1RB-Low (0)	1754.3 (20393)	23.96	23.15	22.39	19.16

	3RB-High (3)	1732.5 (20175)	24.18	23.43	22.58	18.98
		1710.7 (19957)	24.14	23.45	22.37	18.94
		1754.3 (20393)	24.09	22.99	22.34	19.09
		1732.5 (20175)	24.20	23.27	22.43	19.40
		1710.7 (19957)	24.24	23.30	22.46	19.04
		1754.3 (20393)	24.13	23.21	22.24	19.13
	3RB-Middle (1)	1732.5 (20175)	24.24	23.45	22.48	18.94
		1710.7 (19957)	24.19	23.40	22.42	19.49
		1754.3 (20393)	24.09	23.20	22.12	19.29
	3RB-Low (0)	1732.5 (20175)	24.26	23.28	22.33	19.36
		1710.7 (19957)	24.25	23.29	22.27	19.55
		1754.3 (20393)	23.08	22.31	21.14	18.18
	6RB (0)	1732.5 (20175)	23.30	22.33	21.39	18.50
		1710.7 (19957)	22.39	22.50	21.35	17.79
3MHz	1RB-High (14)	1753.5 (20385)	24.07	23.31	22.69	18.77
		1732.5 (20175)	24.35	23.70	22.51	19.15
		1711.5 (19965)	24.25	23.66	22.51	19.35
	1RB-Middle (7)	1753.5 (20385)	24.07	23.61	22.42	18.97
		1732.5 (20175)	24.23	24.09	22.55	19.13
		1711.5 (19965)	24.13	23.64	22.50	19.53
	1RB-Low (0)	1753.5 (20385)	24.19	23.44	22.51	19.59
		1732.5 (20175)	24.35	23.57	22.58	18.95
		1711.5 (19965)	24.48	23.64	22.51	19.18
	8RB-High (7)	1753.5 (20385)	23.18	22.32	21.52	17.98
		1732.5 (20175)	23.42	22.35	21.54	18.12
		1711.5 (19965)	23.43	22.44	21.47	18.33
	8RB-Middle (4)	1753.5 (20385)	23.28	22.35	21.36	17.98
		1732.5 (20175)	23.42	22.43	21.51	18.82
		1711.5 (19965)	23.42	22.43	21.54	18.82
	8RB-Low (0)	1753.5 (20385)	23.27	22.26	21.41	18.27
		1732.5 (20175)	23.28	22.46	21.48	18.28
		1711.5 (19965)	23.36	22.43	21.46	18.76
	15RB (0)	1753.5 (20385)	23.24	22.36	21.45	18.54
		1732.5 (20175)	23.22	22.39	21.46	18.02
		1711.5 (19965)	23.41	22.42	21.41	18.71
5MHz	1RB-High (24)	1752.5 (20375)	24.16	23.53	22.48	18.86
		1732.5 (20175)	24.20	23.66	22.51	19.50
		1712.5 (19975)	24.42	23.70	22.50	19.02

	1RB-Middle (12)	1752.5 (20375)	24.08	23.44	22.51	18.88
		1732.5 (20175)	24.32	24.08	22.63	19.12
		1712.5 (19975)	24.37	23.82	22.37	19.07
	1RB-Low (0)	1752.5 (20375)	24.13	23.44	22.56	19.43
		1732.5 (20175)	24.40	23.75	22.49	19.50
		1712.5 (19975)	24.29	23.71	22.57	19.39
	12RB-High (13)	1752.5 (20375)	23.27	22.35	21.32	18.17
		1732.5 (20175)	23.34	22.38	21.39	18.64
		1712.5 (19975)	23.42	22.40	21.45	18.22
	12RB-Middle (6)	1752.5 (20375)	23.26	22.37	21.50	18.36
		1732.5 (20175)	23.32	22.34	21.48	18.32
		1712.5 (19975)	23.44	22.51	21.47	18.34
	12RB-Low (0)	1752.5 (20375)	23.22	22.28	21.42	18.22
		1732.5 (20175)	23.40	22.41	21.36	18.70
		1712.5 (19975)	23.39	22.51	21.38	18.39
25RB (0)	1752.5 (20375)	23.21	22.25	21.37	18.61	
	1732.5 (20175)	23.36	22.33	21.35	17.96	
	1712.5 (19975)	23.37	22.41	21.52	18.57	
10MHz	1RB-High (49)	1750 (20350)	24.02	23.66	22.36	18.82
		1732.5 (20175)	24.22	23.65	22.42	19.52
		1715 (20000)	24.21	23.62	22.52	18.91
	1RB-Middle (24)	1750 (20350)	24.20	23.40	22.40	19.20
		1732.5 (20175)	24.29	23.60	22.55	19.29
		1715 (20000)	24.29	23.53	22.83	18.89
	1RB-Low (0)	1750 (20350)	24.25	23.70	22.67	18.95
		1732.5 (20175)	24.28	23.75	22.69	18.88
		1715 (20000)	24.24	23.81	22.43	19.24
	25RB-High (25)	1750 (20350)	23.31	22.21	21.39	18.61
		1732.5 (20175)	23.40	22.38	21.35	18.40
		1715 (20000)	23.34	22.35	21.52	18.64
	25RB-Middle (12)	1750 (20350)	23.36	22.37	21.44	18.16
		1732.5 (20175)	23.49	22.38	21.40	18.79
		1715 (20000)	23.35	22.48	21.54	17.95
	25RB-Low (0)	1750 (20350)	23.25	22.37	21.46	18.55
		1732.5 (20175)	23.31	22.43	21.51	18.41
		1715 (20000)	23.42	22.43	21.50	18.22
	50RB (0)	1750 (20350)	23.29	22.34	21.41	18.69
		1732.5 (20175)	23.38	22.42	21.49	18.68
		1715 (20000)	23.39	22.52	21.47	18.79

15MHz	1RB-High (74)	1747.5 (20325)	23.99	23.39	22.28	19.39
		1732.5 (20175)	24.10	23.52	22.43	19.50
		1717.5 (20025)	24.05	23.53	22.59	19.35
	1RB-Middle (37)	1747.5 (20325)	23.99	23.26	22.44	18.59
		1732.5 (20175)	24.24	23.65	22.52	18.94
		1717.5 (20025)	24.18	23.39	22.52	19.58
	1RB-Low (0)	1747.5 (20325)	24.15	23.56	22.60	18.75
		1732.5 (20175)	24.28	23.77	22.59	19.58
		1717.5 (20025)	24.18	23.78	22.42	19.38
	36RB-High (38)	1747.5 (20325)	23.17	22.20	21.28	18.27
		1732.5 (20175)	23.29	22.23	21.31	18.09
		1717.5 (20025)	23.26	22.32	21.32	17.86
	36RB-Middle (19)	1747.5 (20325)	23.26	22.22	21.31	18.46
		1732.5 (20175)	23.31	22.32	21.37	17.91
		1717.5 (20025)	23.38	22.31	21.41	18.48
	36RB-Low (0)	1747.5 (20325)	23.22	22.20	21.29	17.92
		1732.5 (20175)	23.33	22.27	21.26	18.03
		1717.5 (20025)	23.29	22.24	21.34	17.99
	75RB (0)	1747.5 (20325)	23.18	22.25	21.26	18.08
		1732.5 (20175)	23.27	22.25	21.25	18.17
		1717.5 (20025)	23.34	22.38	21.37	18.14
20MHz	1RB-High (99)	1745 (20300)	23.99	23.52	22.24	19.09
		1732.5 (20175)	24.20	23.49	22.57	19.30
		1720 (20050)	24.25	23.52	22.50	19.25
	1RB-Middle (50)	1745 (20300)	24.28	23.43	22.20	19.18
		1732.5 (20175)	24.37	23.69	22.44	19.07
		1720 (20050)	24.22	23.74	22.46	18.92
	1RB-Low (0)	1745 (20300)	24.24	23.60	22.64	19.14
		1732.5 (20175)	24.19	23.65	22.66	18.89
		1720 (20050)	24.15	23.75	22.39	18.75
	50RB-High (50)	1745 (20300)	23.16	22.25	21.25	18.26
		1732.5 (20175)	23.28	22.24	21.24	18.48
		1720 (20050)	23.26	22.32	21.27	18.26
	50RB-Middle (25)	1745 (20300)	23.26	22.28	21.34	17.86
		1732.5 (20175)	23.39	22.30	21.28	18.69
		1720 (20050)	23.35	22.40	21.39	17.95
50RB-Low (0)	1745 (20300)	23.27	22.25	21.30	18.07	
	1732.5 (20175)	23.34	22.29	21.37	18.74	

	100RB (0)	1720 (20050)	23.27	22.32	21.30	17.87
		1745 (20300)	23.29	22.29	21.24	18.19
		1732.5 (20175)	23.24	22.31	21.26	18.64
		1720 (20050)	23.34	22.40	21.38	18.54

LTE B4-ANT0 (Power Level B1)

BANDWIDTH	Number of RBs	Frequency	QPSK	16QAM	64QAM	256QAM
1.4MHz	1RB-High (5)	1754.3 (20393)	14.65	14.80	14.65	14.92
		1732.5 (20175)	14.60	14.88	14.68	14.59
		1710.7 (19957)	14.81	14.92	14.93	14.86
	1RB-Middle (3)	1754.3 (20393)	14.71	14.95	14.78	14.59
		1732.5 (20175)	14.65	14.59	14.81	14.96
		1710.7 (19957)	14.65	14.85	14.62	14.69
	1RB-Low (0)	1754.3 (20393)	14.78	14.95	14.78	14.72
		1732.5 (20175)	14.64	14.80	14.92	14.92
		1710.7 (19957)	14.58	14.65	14.65	14.53
	3RB-High (3)	1754.3 (20393)	14.93	14.52	14.96	14.53
		1732.5 (20175)	14.68	14.83	14.80	14.67
		1710.7 (19957)	14.72	14.76	14.96	14.81
	3RB-Middle (1)	1754.3 (20393)	14.58	14.64	14.87	14.54
		1732.5 (20175)	14.61	14.61	14.92	14.91
		1710.7 (19957)	14.87	14.88	14.59	14.81
	3RB-Low (0)	1754.3 (20393)	14.63	14.72	14.87	14.62
		1732.5 (20175)	14.58	14.55	14.84	14.67
		1710.7 (19957)	14.84	14.91	14.94	14.62
	6RB (0)	1754.3 (20393)	14.61	14.74	14.74	14.95
		1732.5 (20175)	14.67	14.77	14.53	14.62
		1710.7 (19957)	14.71	14.53	14.69	14.80
3MHz	1RB-High (14)	1753.5 (20385)	14.67	14.69	14.70	14.93
		1732.5 (20175)	14.71	14.55	14.61	14.82
		1711.5 (19965)	14.94	14.88	14.86	14.85
	1RB-Middle (7)	1753.5 (20385)	14.88	14.69	14.94	14.62
		1732.5 (20175)	14.80	14.73	14.82	14.84
		1711.5 (19965)	14.65	14.55	14.61	14.87
	1RB-Low (0)	1753.5 (20385)	14.95	14.69	14.82	14.84
1732.5 (20175)		14.55	14.64	14.71	14.55	

	8RB-High (7)	1711.5 (19965)	14.89	14.56	14.62	14.92	
		1753.5 (20385)	14.71	14.78	14.94	14.56	
		1732.5 (20175)	14.73	14.64	14.94	14.61	
	8RB-Middle (4)	1711.5 (19965)	14.74	14.68	14.90	14.60	
		1753.5 (20385)	14.93	14.80	14.87	14.62	
		1732.5 (20175)	14.70	14.81	14.74	14.52	
	8RB-Low (0)	1711.5 (19965)	14.82	14.59	14.74	14.92	
		1753.5 (20385)	14.64	14.52	14.64	14.85	
		1732.5 (20175)	14.67	14.93	14.80	14.68	
	15RB (0)	1711.5 (19965)	14.63	14.92	14.64	14.92	
		1753.5 (20385)	14.61	14.96	14.69	14.82	
		1732.5 (20175)	14.85	14.75	14.88	14.76	
		1711.5 (19965)	14.86	14.76	14.96	14.91	
5MHz	1RB-High (24)	1752.5 (20375)	14.78	14.75	14.59	14.78	
		1732.5 (20175)	14.55	14.88	14.76	14.76	
		1712.5 (19975)	14.65	14.82	14.52	14.90	
	1RB-Middle (12)	1752.5 (20375)	14.87	14.60	14.78	14.74	
		1732.5 (20175)	14.60	14.89	14.88	14.90	
		1712.5 (19975)	14.84	14.62	14.56	14.85	
	1RB-Low (0)	1752.5 (20375)	14.65	14.69	14.75	14.68	
		1732.5 (20175)	14.74	14.59	14.74	14.82	
		1712.5 (19975)	14.68	14.89	14.55	14.81	
	12RB-High (13)	1752.5 (20375)	14.80	14.87	14.94	14.88	
		1732.5 (20175)	14.52	14.62	14.63	14.84	
		1712.5 (19975)	14.79	14.82	14.79	14.65	
	12RB-Middle (6)	1752.5 (20375)	14.92	14.81	14.88	14.59	
		1732.5 (20175)	14.55	14.94	14.53	14.64	
		1712.5 (19975)	14.64	14.71	14.85	14.89	
	12RB-Low (0)	1752.5 (20375)	14.74	14.75	14.56	14.53	
		1732.5 (20175)	14.68	14.63	14.86	14.75	
		1712.5 (19975)	14.77	14.54	14.78	14.52	
	25RB (0)	1752.5 (20375)	14.92	14.81	14.67	14.80	
		1732.5 (20175)	14.65	14.83	14.81	14.63	
		1712.5 (19975)	14.71	14.56	14.59	14.82	
	10MHz	1RB-High (49)	1750 (20350)	14.91	14.62	14.77	14.95
			1732.5 (20175)	14.90	14.77	14.77	14.55
			1715 (20000)	14.84	14.66	14.63	14.75
1RB-Middle		1750 (20350)	14.82	14.59	14.60	14.66	

	(24)	1732.5 (20175)	14.65	14.67	14.84	14.53
		1715 (20000)	14.80	14.55	14.95	14.85
	1RB-Low (0)	1750 (20350)	14.77	14.56	14.65	14.67
		1732.5 (20175)	14.95	14.94	14.94	14.88
		1715 (20000)	14.67	14.92	14.53	14.67
	25RB-High (25)	1750 (20350)	14.52	14.89	14.84	14.60
		1732.5 (20175)	14.90	14.78	14.68	14.59
		1715 (20000)	14.91	14.57	14.57	14.69
	25RB-Middle (12)	1750 (20350)	14.66	14.62	14.82	14.95
		1732.5 (20175)	14.78	14.58	14.59	14.60
		1715 (20000)	14.92	14.79	14.69	14.58
	25RB-Low (0)	1750 (20350)	14.79	14.96	14.54	14.69
		1732.5 (20175)	14.95	14.63	14.76	14.52
		1715 (20000)	14.54	14.59	14.73	14.78
	50RB (0)	1750 (20350)	14.63	14.70	14.80	14.92
1732.5 (20175)		14.92	14.95	14.78	14.67	
1715 (20000)		14.65	14.96	14.66	14.96	
15MHz	1RB-High (74)	1747.5 (20325)	14.64	14.77	14.53	14.52
		1732.5 (20175)	14.91	14.82	14.89	14.65
		1717.5 (20025)	14.68	14.83	14.85	14.93
	1RB-Middle (37)	1747.5 (20325)	14.88	14.72	14.62	14.70
		1732.5 (20175)	14.80	14.62	14.58	14.81
		1717.5 (20025)	14.90	14.79	14.94	14.96
	1RB-Low (0)	1747.5 (20325)	14.82	14.92	14.78	14.91
		1732.5 (20175)	14.70	14.58	14.80	14.55
		1717.5 (20025)	14.96	14.57	14.77	14.61
	36RB-High (38)	1747.5 (20325)	14.74	14.89	14.63	14.87
		1732.5 (20175)	14.63	14.79	14.94	14.65
		1717.5 (20025)	14.87	14.72	14.94	14.86
	36RB-Middle (19)	1747.5 (20325)	14.56	14.55	14.76	14.90
		1732.5 (20175)	14.64	14.64	14.95	14.95
		1717.5 (20025)	14.69	14.77	14.91	14.79
	36RB-Low (0)	1747.5 (20325)	14.85	14.88	14.76	14.86
		1732.5 (20175)	14.68	14.76	14.54	14.68
		1717.5 (20025)	14.79	14.79	14.92	14.73
75RB (0)	1747.5 (20325)	14.70	14.95	14.69	14.77	
	1732.5 (20175)	14.57	14.64	14.56	14.83	
	1717.5 (20025)	14.57	14.69	14.71	14.60	

20MHz	1RB-High (99)	1745 (20300)	14.57	14.95	14.65	14.75
		1732.5 (20175)	14.66	14.79	14.82	14.64
		1720 (20050)	14.75	15.05	14.89	14.88
	1RB-Middle (50)	1745 (20300)	14.57	14.91	14.85	14.58
		1732.5 (20175)	14.90	15.07	14.82	14.56
		1720 (20050)	14.76	15.00	14.62	14.80
	1RB-Low (0)	1745 (20300)	14.73	14.92	14.91	14.96
		1732.5 (20175)	14.71	15.06	14.88	14.73
		1720 (20050)	14.87	15.07	14.89	14.77
	50RB-High (50)	1745 (20300)	14.71	14.65	14.52	14.52
		1732.5 (20175)	14.76	14.83	14.69	14.80
		1720 (20050)	14.90	14.83	14.74	14.71
	50RB-Middle (25)	1745 (20300)	14.63	14.79	14.75	14.93
		1732.5 (20175)	14.97	14.79	14.75	14.69
		1720 (20050)	14.87	14.85	14.82	14.52
	50RB-Low (0)	1745 (20300)	14.83	14.78	14.85	14.71
		1732.5 (20175)	14.71	14.85	14.83	14.61
		1720 (20050)	14.96	14.76	14.73	14.96
	100RB (0)	1745 (20300)	14.69	14.70	14.73	14.60
		1732.5 (20175)	14.83	14.84	14.83	14.58
		1720 (20050)	14.89	14.88	14.85	14.81

LTE B4-ANT0 (Power Level C1)

BANDWIDTH	Number of RBs	Frequency	QPSK	16QAM	64QAM	256QAM
1.4MHz	1RB-High (5)	1754.3 (20393)	11.33	11.34	11.07	11.10
		1732.5 (20175)	11.30	11.07	11.20	11.17
		1710.7 (19957)	11.24	11.26	11.12	10.94
	1RB-Middle (3)	1754.3 (20393)	10.94	11.35	11.21	11.06
		1732.5 (20175)	11.19	11.13	11.02	11.18
		1710.7 (19957)	11.26	11.13	11.26	11.16
	1RB-Low (0)	1754.3 (20393)	11.10	11.32	11.02	11.26
		1732.5 (20175)	11.16	10.94	10.98	11.11
		1710.7 (19957)	11.05	11.27	11.14	11.21
	3RB-High (3)	1754.3 (20393)	11.09	10.94	10.98	11.11
		1732.5 (20175)	11.03	10.97	11.14	11.36
		1710.7 (19957)	11.06	11.27	11.26	10.95
3RB-Middle	1754.3 (20393)	10.99	11.20	10.95	10.99	

	(1)	1732.5 (20175)	11.15	11.19	11.25	11.12
		1710.7 (19957)	11.14	11.30	11.16	11.12
	3RB-Low (0)	1754.3 (20393)	11.08	11.28	11.34	11.36
		1732.5 (20175)	11.35	11.29	10.97	11.35
		1710.7 (19957)	11.33	11.36	10.99	11.04
	6RB (0)	1754.3 (20393)	11.08	11.28	10.98	10.96
		1732.5 (20175)	11.28	11.08	11.10	11.33
		1710.7 (19957)	11.14	11.31	11.35	11.28
3MHz	1RB-High (14)	1753.5 (20385)	11.30	10.94	11.34	11.20
		1732.5 (20175)	11.33	11.24	11.16	11.05
		1711.5 (19965)	11.33	11.26	10.99	11.01
	1RB-Middle (7)	1753.5 (20385)	11.05	11.19	11.03	11.15
		1732.5 (20175)	10.96	10.96	11.34	11.15
		1711.5 (19965)	11.32	11.34	11.28	11.01
	1RB-Low (0)	1753.5 (20385)	11.01	11.21	11.18	11.23
		1732.5 (20175)	11.30	11.00	11.24	11.02
		1711.5 (19965)	11.22	11.03	11.37	10.94
	8RB-High (7)	1753.5 (20385)	11.24	11.00	11.22	11.05
		1732.5 (20175)	11.30	11.03	11.18	11.11
		1711.5 (19965)	11.34	11.35	11.07	11.10
	8RB-Middle (4)	1753.5 (20385)	11.13	10.96	11.09	10.97
		1732.5 (20175)	11.02	10.96	11.23	11.01
		1711.5 (19965)	11.19	11.20	11.28	11.35
	8RB-Low (0)	1753.5 (20385)	11.37	11.24	10.94	11.07
		1732.5 (20175)	11.04	11.11	10.98	11.32
		1711.5 (19965)	11.35	11.21	11.32	11.07
	15RB (0)	1753.5 (20385)	11.08	11.13	11.11	11.10
		1732.5 (20175)	11.26	11.32	11.18	11.30
		1711.5 (19965)	11.15	11.31	11.28	11.36
5MHz	1RB-High (24)	1752.5 (20375)	11.28	11.15	11.34	11.25
		1732.5 (20175)	11.03	11.09	11.12	10.98
		1712.5 (19975)	11.17	11.35	11.06	10.99
	1RB-Middle (12)	1752.5 (20375)	11.12	11.09	11.00	10.95
		1732.5 (20175)	11.24	11.37	11.00	11.02
		1712.5 (19975)	11.36	11.08	11.31	10.97
	1RB-Low (0)	1752.5 (20375)	11.01	11.33	11.04	11.03
		1732.5 (20175)	11.25	10.94	11.11	11.16
		1712.5 (19975)	11.20	11.24	11.28	11.24

	12RB-High (13)	1752.5 (20375)	11.35	11.16	11.31	10.98
		1732.5 (20175)	11.11	10.97	11.35	11.14
		1712.5 (19975)	11.17	11.32	11.30	11.24
	12RB-Middle (6)	1752.5 (20375)	11.35	10.94	11.36	11.16
		1732.5 (20175)	11.01	11.11	11.20	11.07
		1712.5 (19975)	11.24	11.00	11.05	11.03
	12RB-Low (0)	1752.5 (20375)	11.12	10.94	10.97	11.35
		1732.5 (20175)	11.06	11.04	11.01	11.11
		1712.5 (19975)	11.28	11.36	11.33	11.14
	25RB (0)	1752.5 (20375)	11.35	11.24	11.14	11.12
		1732.5 (20175)	11.31	10.94	11.02	11.00
		1712.5 (19975)	11.28	11.34	11.05	11.05
10MHz	1RB-High (49)	1750 (20350)	11.19	11.24	11.26	11.20
		1732.5 (20175)	11.10	11.12	11.37	11.36
		1715 (20000)	11.32	11.24	11.24	11.15
	1RB-Middle (24)	1750 (20350)	11.03	11.16	11.22	11.11
		1732.5 (20175)	11.08	11.01	11.01	11.11
		1715 (20000)	11.35	11.11	11.34	11.13
	1RB-Low (0)	1750 (20350)	11.33	11.01	11.07	10.95
		1732.5 (20175)	10.97	11.22	11.17	11.33
		1715 (20000)	11.33	11.23	11.05	11.25
	25RB-High (25)	1750 (20350)	11.26	11.24	11.11	11.37
		1732.5 (20175)	11.15	11.18	10.94	11.35
		1715 (20000)	11.06	11.12	11.03	11.30
	25RB-Middle (12)	1750 (20350)	10.94	11.24	10.97	11.20
		1732.5 (20175)	10.97	11.19	11.22	11.11
		1715 (20000)	11.07	11.05	11.08	11.08
	25RB-Low (0)	1750 (20350)	11.08	11.05	11.00	10.94
		1732.5 (20175)	11.29	11.23	11.30	11.32
		1715 (20000)	11.29	11.11	11.23	11.27
	50RB (0)	1750 (20350)	11.06	11.20	11.36	11.21
		1732.5 (20175)	11.28	11.35	11.11	11.04
		1715 (20000)	11.01	11.12	11.08	11.04
15MHz	1RB-High (74)	1747.5 (20325)	11.27	11.25	11.35	11.35
		1732.5 (20175)	11.00	11.10	11.06	10.96
		1717.5 (20025)	11.29	11.07	11.18	11.30
	1RB-Middle (37)	1747.5 (20325)	10.97	11.20	11.01	11.35
		1732.5 (20175)	11.26	11.11	11.20	11.08

	1RB-Low (0)	1717.5 (20025)	11.15	11.07	11.07	11.36
		1747.5 (20325)	11.23	11.31	11.01	11.33
		1732.5 (20175)	11.13	11.21	11.14	10.95
	36RB-High (38)	1717.5 (20025)	11.00	11.01	11.25	11.24
		1747.5 (20325)	11.04	11.11	11.09	11.28
		1732.5 (20175)	11.34	11.08	11.01	11.05
	36RB-Middle (19)	1717.5 (20025)	11.36	10.96	11.37	11.20
		1747.5 (20325)	11.09	11.27	11.33	11.11
		1732.5 (20175)	10.98	11.27	11.00	10.96
	36RB-Low (0)	1717.5 (20025)	11.11	10.98	11.35	11.02
		1747.5 (20325)	10.98	11.33	10.94	11.01
		1732.5 (20175)	10.94	11.02	10.96	11.37
	75RB (0)	1717.5 (20025)	10.94	10.95	11.36	11.23
		1747.5 (20325)	10.95	10.98	11.10	11.22
		1732.5 (20175)	11.11	10.94	11.14	11.02
		1717.5 (20025)	11.37	11.14	10.95	11.10
20MHz	1RB-High (99)	1745 (20300)	11.14	11.30	11.30	10.96
		1732.5 (20175)	11.01	11.37	11.29	11.01
		1720 (20050)	11.16	11.39	11.23	11.12
	1RB-Middle (50)	1745 (20300)	10.95	11.25	11.24	11.00
		1732.5 (20175)	11.26	11.28	11.27	10.95
		1720 (20050)	11.16	11.54	11.30	10.98
	1RB-Low (0)	1745 (20300)	11.03	11.31	11.20	10.97
		1732.5 (20175)	11.12	11.44	11.33	11.05
		1720 (20050)	11.24	11.62	11.50	11.07
	50RB-High (50)	1745 (20300)	11.08	11.09	11.08	11.21
		1732.5 (20175)	11.15	11.13	11.14	11.17
		1720 (20050)	11.27	11.28	11.30	11.36
	50RB-Middle (25)	1745 (20300)	11.02	11.00	11.08	11.31
		1732.5 (20175)	11.38	11.21	11.23	11.37
		1720 (20050)	11.26	11.27	11.32	11.18
	50RB-Low (0)	1745 (20300)	11.11	11.14	11.00	11.34
		1732.5 (20175)	11.17	11.18	11.18	11.35
		1720 (20050)	11.37	11.39	11.41	11.33
	100RB (0)	1745 (20300)	11.06	11.07	11.05	11.35
		1732.5 (20175)	11.22	11.18	11.22	11.01
		1720 (20050)	11.30	11.29	11.32	10.97

LTE B5-ANT0 (Power Level A1)

BANDWIDTH	Number of RBs	Frequency	QPSK	16QAM	64QAM	256QAM	
1.4MHz	1RB-High (5)	848.3 (20643)	24.09	23.34	22.57	19.39	
		836.5 (20525)	24.14	23.55	22.49	19.44	
		824.7 (20407)	24.04	23.47	22.40	18.94	
	1RB-Middle (3)	848.3 (20643)	24.26	23.42	22.57	19.36	
		836.5 (20525)	24.43	23.60	22.45	19.33	
		824.7 (20407)	24.24	23.40	22.42	19.54	
	1RB-Low (0)	848.3 (20643)	24.12	23.33	22.39	19.02	
		836.5 (20525)	24.05	23.37	22.40	19.15	
		824.7 (20407)	24.14	23.32	22.37	18.94	
	3RB-High (3)	848.3 (20643)	24.14	23.20	22.33	18.94	
		836.5 (20525)	24.31	23.25	22.33	18.91	
		824.7 (20407)	24.24	23.23	22.32	19.64	
	3RB-Middle (1)	848.3 (20643)	24.15	23.26	22.33	18.95	
		836.5 (20525)	24.24	23.25	22.33	18.94	
		824.7 (20407)	24.10	22.84	22.34	18.70	
	3RB-Low (0)	848.3 (20643)	24.14	23.13	22.25	19.34	
		836.5 (20525)	24.22	23.22	22.18	19.52	
		824.7 (20407)	24.15	23.23	22.12	19.25	
	6RB (0)	848.3 (20643)	23.17	22.31	21.17	18.57	
		836.5 (20525)	23.15	22.16	21.28	18.45	
		824.7 (20407)	22.72	22.40	21.29	17.72	
	3MHz	1RB-High (14)	847.5 (20635)	24.31	23.48	22.65	19.41
			836.5 (20525)	24.29	23.56	22.54	19.39
825.5 (20415)			24.20	23.55	22.33	19.00	
1RB-Middle (7)		847.5 (20635)	24.22	23.87	22.51	18.82	
		836.5 (20525)	24.21	23.76	22.45	19.31	
		825.5 (20415)	24.14	23.95	22.28	19.14	
1RB-Low (0)		847.5 (20635)	24.22	23.65	22.45	19.22	
		836.5 (20525)	24.21	23.73	22.52	18.81	
		825.5 (20415)	24.27	23.51	22.44	18.87	
8RB-High (7)		847.5 (20635)	23.32	22.30	21.44	18.22	
		836.5 (20525)	23.30	22.38	21.41	18.20	
		825.5 (20415)	23.31	22.38	21.40	18.31	
8RB-Middle		847.5 (20635)	23.25	22.33	21.47	18.35	

	(4)	836.5 (20525)	23.25	22.43	21.37	18.65	
		825.5 (20415)	23.29	22.35	21.45	18.59	
	8RB-Low (0)	847.5 (20635)	23.29	22.31	21.37	18.19	
		836.5 (20525)	23.30	22.32	21.30	18.20	
		825.5 (20415)	23.31	22.35	21.36	18.51	
	15RB (0)	847.5 (20635)	23.23	22.37	21.38	18.53	
		836.5 (20525)	23.27	22.35	21.31	18.47	
		825.5 (20415)	23.28	22.30	21.39	18.18	
5MHz	1RB-High (24)	846.5 (20625)	24.19	23.51	22.47	18.99	
		836.5 (20525)	24.30	23.58	22.51	19.10	
		826.5 (20425)	24.19	23.37	22.39	18.99	
	1RB-Middle (12)	846.5 (20625)	24.25	23.59	22.34	18.85	
		836.5 (20525)	24.18	23.90	22.58	18.98	
		826.5 (20425)	24.07	23.82	22.30	19.17	
	1RB-Low (0)	846.5 (20625)	24.24	23.58	22.43	19.54	
		836.5 (20525)	24.39	23.64	22.51	19.19	
		826.5 (20425)	24.24	23.60	22.41	19.24	
	12RB-High (13)	846.5 (20625)	23.33	22.41	21.41	18.13	
		836.5 (20525)	23.31	22.21	21.45	18.01	
		826.5 (20425)	23.32	22.37	21.22	18.52	
	12RB-Middle (6)	846.5 (20625)	23.29	22.27	21.34	18.69	
		836.5 (20525)	23.27	22.32	21.41	17.97	
		826.5 (20425)	23.27	22.31	21.37	18.67	
	12RB-Low (0)	846.5 (20625)	23.18	22.08	21.29	17.88	
		836.5 (20525)	23.27	22.20	21.38	18.07	
		826.5 (20425)	23.33	22.36	21.40	17.93	
	25RB (0)	846.5 (20625)	23.21	22.24	21.34	18.51	
		836.5 (20525)	23.24	22.34	21.38	18.44	
		826.5 (20425)	23.29	22.32	21.35	18.69	
	10MHz	1RB-High (49)	844 (20600)	24.19	23.79	22.47	19.19
			836.5 (20525)	24.25	23.64	22.35	19.25
829 (20450)			24.12	23.48	22.48	19.42	
1RB-Middle (24)		844 (20600)	24.14	23.53	22.52	19.14	
		836.5 (20525)	24.42	23.59	22.56	19.82	
		829 (20450)	24.10	23.49	22.73	18.70	
1RB-Low (0)		844 (20600)	24.40	23.63	22.57	19.00	
		836.5 (20525)	24.31	23.59	22.32	19.31	
		829 (20450)	24.30	23.59	22.40	19.50	

	25RB-High (25)	844 (20600)	22.55	22.34	21.48	17.75
		836.5 (20525)	23.32	22.38	21.37	17.92
		829 (20450)	23.26	22.40	21.37	18.06
	25RB-Middle (12)	844 (20600)	22.72	22.38	21.40	17.92
		836.5 (20525)	23.39	22.36	21.42	18.49
		829 (20450)	23.30	22.32	21.40	17.90
	25RB-Low (0)	844 (20600)	22.58	22.35	21.36	17.38
		836.5 (20525)	23.37	22.31	21.39	18.77
		829 (20450)	23.19	22.32	21.33	18.19
	50RB (0)	844 (20600)	22.38	22.26	21.38	17.68
		836.5 (20525)	23.29	22.35	21.41	17.99
		829 (20450)	23.25	22.38	21.37	17.95

LTE B5-ANT0 (Power Level B1)

BANDWIDTH	Number of RBs	Frequency	QPSK	16QAM	64QAM	256QAM
1.4MHz	1RB-High (5)	848.3 (20643)	18.76	18.63	18.78	19.14
		836.5 (20525)	18.97	18.65	18.83	18.71
		824.7 (20407)	19.06	18.66	18.68	19.14
	1RB-Middle (3)	848.3 (20643)	18.69	18.76	18.83	18.76
		836.5 (20525)	19.13	18.64	18.56	19.11
		824.7 (20407)	18.85	18.62	18.85	18.57
	1RB-Low (0)	848.3 (20643)	18.79	19.14	18.88	18.94
		836.5 (20525)	18.92	19.15	19.16	18.78
		824.7 (20407)	18.58	18.74	19.17	19.09
	3RB-High (3)	848.3 (20643)	19.10	19.03	19.05	18.64
		836.5 (20525)	18.70	19.15	18.57	19.01
		824.7 (20407)	18.67	18.75	18.88	19.01
	3RB-Middle (1)	848.3 (20643)	19.14	18.84	19.03	18.83
		836.5 (20525)	18.94	19.10	18.91	18.70
		824.7 (20407)	19.08	18.97	18.67	18.88
	3RB-Low (0)	848.3 (20643)	18.95	18.78	18.58	18.90
		836.5 (20525)	19.10	18.66	19.12	18.91
		824.7 (20407)	19.13	19.00	18.59	19.06
	6RB (0)	848.3 (20643)	18.57	18.79	19.06	19.13
		836.5 (20525)	18.96	19.01	18.92	19.11
		824.7 (20407)	18.77	18.65	18.74	18.69

3MHz	1RB-High (14)	847.5 (20635)	18.73	18.71	18.80	18.57
		836.5 (20525)	19.02	19.00	19.15	19.08
		825.5 (20415)	19.06	18.93	18.90	18.59
	1RB-Middle (7)	847.5 (20635)	18.68	18.96	18.87	19.00
		836.5 (20525)	18.74	19.11	18.58	18.55
		825.5 (20415)	18.83	18.60	18.59	18.68
	1RB-Low (0)	847.5 (20635)	19.10	18.94	18.68	18.77
		836.5 (20525)	18.72	19.13	18.89	18.73
		825.5 (20415)	18.98	19.16	18.69	18.80
	8RB-High (7)	847.5 (20635)	18.81	18.90	19.04	19.10
		836.5 (20525)	18.65	19.10	18.58	18.84
		825.5 (20415)	19.15	19.11	19.14	18.76
	8RB-Middle (4)	847.5 (20635)	18.64	18.96	19.14	18.89
		836.5 (20525)	19.07	18.73	18.57	19.10
		825.5 (20415)	18.81	18.56	18.68	18.84
	8RB-Low (0)	847.5 (20635)	18.59	18.89	18.80	18.96
		836.5 (20525)	18.63	18.93	18.85	19.01
		825.5 (20415)	18.95	18.73	19.13	18.99
	15RB (0)	847.5 (20635)	18.76	18.69	18.73	18.97
		836.5 (20525)	19.15	18.60	18.57	19.14
		825.5 (20415)	19.17	18.80	19.03	18.90
5MHz	1RB-High (24)	846.5 (20625)	18.57	19.00	19.16	19.17
		836.5 (20525)	18.66	18.86	19.17	18.70
		826.5 (20425)	19.13	19.13	19.13	18.57
	1RB-Middle (12)	846.5 (20625)	19.05	18.68	18.63	18.56
		836.5 (20525)	19.16	18.89	18.99	18.90
		826.5 (20425)	18.95	18.83	18.82	19.11
	1RB-Low (0)	846.5 (20625)	19.03	18.77	18.57	18.81
		836.5 (20525)	19.07	19.06	18.84	18.77
		826.5 (20425)	18.66	18.68	18.68	18.77
	12RB-High (13)	846.5 (20625)	18.55	18.89	18.61	18.76
		836.5 (20525)	18.75	19.10	18.84	18.83
		826.5 (20425)	19.16	18.94	18.77	18.75
	12RB-Middle (6)	846.5 (20625)	18.63	18.90	18.61	18.95
		836.5 (20525)	18.91	18.99	18.75	18.78
		826.5 (20425)	18.76	18.87	18.66	19.08
	12RB-Low (0)	846.5 (20625)	18.95	18.97	19.10	18.83
		836.5 (20525)	18.80	19.05	18.93	18.63

		826.5 (20425)	19.17	18.96	18.60	18.94	
	25RB (0)	846.5 (20625)	18.75	18.64	18.77	18.67	
		836.5 (20525)	18.75	18.71	18.97	18.56	
		826.5 (20425)	19.00	18.70	19.12	18.55	
10MHz	1RB-High (49)	844 (20600)	18.61	19.04	19.01	19.11	
		836.5 (20525)	18.73	19.17	19.01	18.73	
		829 (20450)	18.77	19.10	18.96	18.91	
	1RB-Middle (24)	844 (20600)	18.93	19.20	18.90	18.84	
		836.5 (20525)	18.99	19.10	18.99	18.76	
		829 (20450)	18.83	19.04	18.98	18.89	
	1RB-Low (0)	844 (20600)	18.87	19.20	18.99	19.15	
		836.5 (20525)	18.64	19.15	19.02	18.87	
		829 (20450)	18.75	19.18	18.90	18.86	
	25RB-High (25)	844 (20600)	18.83	18.82	18.93	18.73	
		836.5 (20525)	18.92	18.86	18.93	18.73	
		829 (20450)	18.75	18.89	18.86	18.67	
	25RB-Middle (12)	844 (20600)	18.89	18.89	18.97	18.82	
		836.5 (20525)	18.94	18.90	18.89	18.70	
		829 (20450)	18.92	18.88	18.89	18.62	
	25RB-Low (0)	844 (20600)	18.76	18.85	18.86	18.83	
		836.5 (20525)	18.80	18.79	18.83	19.05	
		829 (20450)	18.83	18.81	18.88	18.93	
	50RB (0)	844 (20600)	18.86	18.88	18.86	18.98	
		836.5 (20525)	18.92	18.80	18.84	18.78	
		829 (20450)	18.91	18.87	18.96	18.91	

LTE B5-ANT0 (Power Level C1)

BANDWIDTH	Number of RBs	Frequency	QPSK	16QAM	64QAM	256QAM
1.4MHz	1RB-High (5)	848.3 (20643)	15.27	15.54	15.42	15.60
		836.5 (20525)	15.63	15.38	15.57	15.40
		824.7 (20407)	15.65	15.40	15.22	15.51
	1RB-Middle (3)	848.3 (20643)	15.36	15.42	15.29	15.48
		836.5 (20525)	15.37	15.32	15.56	15.40
		824.7 (20407)	15.64	15.26	15.62	15.33

	1RB-Low (0)	848.3 (20643)	15.23	15.53	15.64	15.49
		836.5 (20525)	15.30	15.61	15.45	15.51
		824.7 (20407)	15.58	15.60	15.41	15.46
	3RB-High (3)	848.3 (20643)	15.36	15.35	15.51	15.54
		836.5 (20525)	15.28	15.38	15.60	15.56
		824.7 (20407)	15.55	15.57	15.63	15.34
	3RB-Middle (1)	848.3 (20643)	15.64	15.31	15.48	15.28
		836.5 (20525)	15.23	15.27	15.51	15.30
		824.7 (20407)	15.40	15.27	15.30	15.46
	3RB-Low (0)	848.3 (20643)	15.59	15.22	15.26	15.54
		836.5 (20525)	15.26	15.24	15.42	15.49
		824.7 (20407)	15.29	15.55	15.42	15.42
	6RB (0)	848.3 (20643)	15.42	15.53	15.30	15.54
		836.5 (20525)	15.43	15.24	15.52	15.28
		824.7 (20407)	15.37	15.23	15.54	15.32
3MHz	1RB-High (14)	847.5 (20635)	15.59	15.48	15.48	15.32
		836.5 (20525)	15.45	15.23	15.35	15.27
		825.5 (20415)	15.47	15.61	15.62	15.53
	1RB-Middle (7)	847.5 (20635)	15.61	15.41	15.33	15.25
		836.5 (20525)	15.28	15.50	15.56	15.36
		825.5 (20415)	15.46	15.65	15.40	15.65
	1RB-Low (0)	847.5 (20635)	15.28	15.60	15.50	15.57
		836.5 (20525)	15.37	15.63	15.49	15.58
		825.5 (20415)	15.48	15.54	15.31	15.36
	8RB-High (7)	847.5 (20635)	15.22	15.54	15.58	15.36
		836.5 (20525)	15.28	15.43	15.47	15.61
		825.5 (20415)	15.63	15.45	15.28	15.40
	8RB-Middle (4)	847.5 (20635)	15.26	15.48	15.28	15.38
		836.5 (20525)	15.22	15.62	15.23	15.43
		825.5 (20415)	15.58	15.28	15.35	15.23
	8RB-Low (0)	847.5 (20635)	15.27	15.53	15.42	15.25
		836.5 (20525)	15.32	15.52	15.61	15.34
		825.5 (20415)	15.65	15.44	15.63	15.34
	15RB (0)	847.5 (20635)	15.25	15.53	15.30	15.35
		836.5 (20525)	15.54	15.45	15.60	15.48
		825.5 (20415)	15.37	15.30	15.61	15.24
5MHz	1RB-High (24)	846.5 (20625)	15.44	15.53	15.50	15.32
		836.5 (20525)	15.59	15.57	15.43	15.40

		826.5 (20425)	15.40	15.52	15.28	15.65
	1RB-Middle (12)	846.5 (20625)	15.37	15.64	15.44	15.56
		836.5 (20525)	15.56	15.42	15.43	15.33
		826.5 (20425)	15.52	15.59	15.57	15.57
	1RB-Low (0)	846.5 (20625)	15.53	15.43	15.58	15.33
		836.5 (20525)	15.27	15.24	15.45	15.52
		826.5 (20425)	15.28	15.41	15.63	15.40
	12RB-High (13)	846.5 (20625)	15.28	15.39	15.43	15.42
		836.5 (20525)	15.56	15.44	15.28	15.49
		826.5 (20425)	15.29	15.26	15.59	15.62
	12RB-Middle (6)	846.5 (20625)	15.56	15.42	15.28	15.65
		836.5 (20525)	15.60	15.35	15.48	15.41
		826.5 (20425)	15.41	15.58	15.61	15.55
	12RB-Low (0)	846.5 (20625)	15.49	15.30	15.60	15.60
		836.5 (20525)	15.61	15.64	15.31	15.59
		826.5 (20425)	15.24	15.36	15.53	15.63
	25RB (0)	846.5 (20625)	15.43	15.65	15.37	15.27
		836.5 (20525)	15.36	15.28	15.42	15.44
		826.5 (20425)	15.46	15.36	15.52	15.44
10MHz	1RB-High (49)	844 (20600)	15.57	15.29	15.57	15.51
		836.5 (20525)	15.27	15.51	15.56	15.30
		829 (20450)	15.17	15.52	15.46	15.59
	1RB-Middle (24)	844 (20600)	15.21	15.36	15.46	15.58
		836.5 (20525)	15.58	15.46	15.51	15.40
		829 (20450)	15.24	15.45	15.37	15.42
	1RB-Low (0)	844 (20600)	15.34	15.48	15.46	15.23
		836.5 (20525)	15.25	15.52	15.32	15.25
		829 (20450)	15.18	15.67	15.33	15.64
	25RB-High (25)	844 (20600)	15.39	15.46	15.34	15.33
		836.5 (20525)	15.43	15.39	15.32	15.45
		829 (20450)	15.36	15.37	15.36	15.36
	25RB-Middle (12)	844 (20600)	15.39	15.47	15.44	15.41
		836.5 (20525)	15.44	15.33	15.36	15.42
		829 (20450)	15.35	15.36	15.35	15.30
	25RB-Low (0)	844 (20600)	15.41	15.39	15.39	15.31
		836.5 (20525)	15.32	15.38	15.40	15.26
		829 (20450)	15.29	15.38	15.30	15.23
	50RB (0)	844 (20600)	15.37	15.26	15.24	15.32
		836.5 (20525)	15.33	15.40	15.24	15.57

		829 (20450)	15.33	15.34	15.33	15.48

LTE B7-ANT1 (Power Level A1)

BANDWID TH	Number of RBs	Frequency	QPSK	16QAM	64QAM	256QAM
5MHz	1RB-High (24)	2567.5 (21425)	24.15	23.42	22.36	18.85
		2535 (21100)	24.31	23.49	22.47	19.21
		2502.5 (20775)	23.86	23.34	22.08	18.86
	1RB-Middle (12)	2567.5 (21425)	24.05	23.13	22.29	18.75
		2535 (21100)	24.14	23.65	22.30	18.74
		2502.5 (20775)	23.87	23.37	22.05	19.17
	1RB-Low (0)	2567.5 (21425)	24.17	23.26	22.34	19.07
		2535 (21100)	24.21	23.59	22.49	18.81
		2502.5 (20775)	23.85	23.29	22.07	18.65
	12RB-High (13)	2567.5 (21425)	23.18	22.27	21.26	18.18
		2535 (21100)	23.37	22.38	21.33	18.27
		2502.5 (20775)	23.12	21.93	20.99	18.02
	12RB-Middle (6)	2567.5 (21425)	23.19	22.26	21.21	17.79
		2535 (21100)	23.23	22.31	21.26	17.83
		2502.5 (20775)	23.03	22.04	21.04	18.43
	12RB-Low (0)	2567.5 (21425)	23.02	22.22	21.06	18.02
		2535 (21100)	23.20	22.11	21.29	18.60
		2502.5 (20775)	22.98	21.86	21.00	18.08
	25RB (0)	2567.5 (21425)	23.14	22.20	21.17	18.24
		2535 (21100)	23.18	22.24	21.16	18.38
		2502.5 (20775)	22.94	21.87	21.02	17.64
10MHz	1RB-High (49)	2565 (21400)	24.02	23.67	22.15	19.22
		2535 (21100)	24.31	23.70	22.61	19.51
		2505 (20800)	24.07	23.60	22.22	19.37
	1RB-Middle (24)	2565 (21400)	24.04	23.33	22.50	18.94
		2535 (21100)	24.26	23.51	22.37	19.26
		2505 (20800)	23.96	23.22	22.20	19.36
	1RB-Low (0)	2565 (21400)	24.13	23.66	22.40	19.33
		2535 (21100)	24.26	23.63	22.53	19.16
		2505 (20800)	23.84	23.30	22.04	18.64

	25RB-High (25)	2565 (21400)	23.07	22.24	21.21	18.47
		2535 (21100)	23.15	22.34	21.28	18.35
		2505 (20800)	22.92	22.15	21.09	17.72
	25RB-Middle (12)	2565 (21400)	23.28	22.26	21.34	18.68
		2535 (21100)	23.28	22.27	21.31	18.68
		2505 (20800)	23.16	22.17	21.02	18.26
	25RB-Low (0)	2565 (21400)	23.26	22.29	21.26	18.56
		2535 (21100)	23.34	22.38	21.41	17.94
		2505 (20800)	23.07	22.08	21.05	17.67
	50RB (0)	2565 (21400)	23.24	22.25	21.21	18.14
		2535 (21100)	23.28	22.32	21.26	17.98
		2505 (20800)	23.12	22.15	21.20	18.02
15MHz	1RB-High (74)	2562.5 (21375)	23.98	23.33	22.05	19.28
		2535 (21100)	24.02	23.47	22.51	19.22
		2507.5 (20825)	23.91	23.23	22.09	19.21
	1RB-Middle (37)	2562.5 (21375)	24.01	23.23	22.16	19.21
		2535 (21100)	24.07	23.35	22.21	19.07
		2507.5 (20825)	23.82	23.03	22.03	18.82
	1RB-Low (0)	2562.5 (21375)	23.86	23.31	22.45	19.26
		2535 (21100)	23.96	23.41	22.22	19.06
		2507.5 (20825)	23.81	23.06	22.10	18.51
	36RB-High (38)	2562.5 (21375)	23.12	22.05	20.99	18.02
		2535 (21100)	23.22	22.17	21.09	17.92
		2507.5 (20825)	22.97	21.94	20.95	17.57
	36RB-Middle (19)	2562.5 (21375)	23.12	22.12	21.19	17.92
		2535 (21100)	23.13	22.18	21.10	17.73
		2507.5 (20825)	22.99	21.96	21.06	17.69
	36RB-Low (0)	2562.5 (21375)	23.20	22.14	21.11	17.90
		2535 (21100)	23.15	22.20	21.23	17.95
		2507.5 (20825)	22.94	21.88	20.90	17.74
	75RB (0)	2562.5 (21375)	23.03	22.20	21.11	18.23
		2535 (21100)	23.06	22.18	21.03	18.06
		2507.5 (20825)	23.02	22.04	21.02	17.82
20MHz	1RB-High (99)	2560 (21350)	23.88	23.30	22.15	18.48
		2535 (21100)	24.04	23.45	22.28	19.44
		2510 (20850)	23.95	23.35	22.24	19.25
	1RB-Middle (50)	2560 (21350)	23.96	23.40	22.21	18.76
		2535 (21100)	24.11	23.35	22.28	18.81

		2510 (20850)	23.75	23.32	22.22	18.55
	1RB-Low (0)	2560 (21350)	23.93	23.27	22.28	19.13
		2535 (21100)	23.98	23.40	22.32	19.28
		2510 (20850)	23.71	22.96	22.02	18.41
	50RB-High (50)	2560 (21350)	23.02	22.08	21.14	17.92
		2535 (21100)	23.16	22.15	21.11	18.36
		2510 (20850)	23.00	22.00	21.00	18.10
	50RB-Middle (25)	2560 (21350)	23.13	22.14	21.15	18.23
		2535 (21100)	23.29	22.16	21.13	18.59
		2510 (20850)	23.03	22.01	21.02	18.13
	50RB-Low (0)	2560 (21350)	23.14	22.24	21.12	17.84
		2535 (21100)	23.21	22.21	21.21	17.81
		2510 (20850)	22.93	21.99	20.94	18.33
	100RB (0)	2560 (21350)	23.13	22.10	21.08	18.03
		2535 (21100)	23.11	22.09	21.15	17.81
		2510 (20850)	23.06	21.99	20.94	17.86

LTE B7-ANT1 (Power Level B1)

BANDWIDTH	Number of RBs	Frequency	QPSK	16QAM	64QAM	256QAM
5MHz	1RB-High (24)	2567.5 (21425)	9.62	9.85	9.84	9.33
		2535 (21100)	9.77	9.17	9.14	9.61
		2502.5 (20775)	9.53	9.76	9.76	9.40
	1RB-Middle (12)	2567.5 (21425)	9.51	9.80	9.99	9.40
		2535 (21100)	9.78	9.32	10.00	9.44
		2502.5 (20775)	9.41	9.74	9.57	9.34
	1RB-Low (0)	2567.5 (21425)	9.57	9.98	9.86	9.39
		2535 (21100)	9.83	9.08	10.00	9.33
		2502.5 (20775)	9.39	9.63	9.86	9.42
	12RB-High (13)	2567.5 (21425)	9.68	9.76	9.74	9.51
		2535 (21100)	9.82	9.95	9.80	9.62
		2502.5 (20775)	9.53	9.60	9.50	9.37
	12RB-Middle (6)	2567.5 (21425)	9.70	9.78	9.67	9.58
		2535 (21100)	9.89	9.91	9.80	9.47
		2502.5 (20775)	9.67	9.61	9.49	9.57
	12RB-Low (0)	2567.5 (21425)	9.62	9.60	9.59	9.43
		2535 (21100)	9.86	9.89	9.85	9.59

		2502.5 (20775)	9.50	9.52	9.47	9.52	
	25RB (0)	2567.5 (21425)	9.67	9.70	9.64	9.52	
		2535 (21100)	9.79	9.80	9.88	9.33	
		2502.5 (20775)	9.47	9.50	9.50	9.43	
						9.59	
10MHz	1RB-High (49)	2565 (21400)	9.73	9.97	9.68	9.48	
		2535 (21100)	9.95	9.08	9.90	9.41	
		2505 (20800)	9.50	9.94	9.74	9.38	
	1RB-Middle (24)	2565 (21400)	9.53	9.84	9.78	9.60	
		2535 (21100)	9.68	9.17	9.15	9.34	
		2505 (20800)	9.43	9.69	9.66	9.45	
	1RB-Low (0)	2565 (21400)	9.64	9.94	9.69	9.35	
		2535 (21100)	9.82	9.11	9.88	9.56	
		2505 (20800)	9.42	9.75	9.57	9.61	
	25RB-High (25)	2565 (21400)	9.63	9.69	9.72	9.53	
		2535 (21100)	9.87	9.93	9.91	9.46	
		2505 (20800)	9.69	9.63	9.65	9.55	
	25RB-Middle (12)	2565 (21400)	9.73	9.82	9.72	9.44	
		2535 (21100)	9.83	9.92	9.93	9.62	
		2505 (20800)	9.60	9.65	9.55	9.33	
	25RB-Low (0)	2565 (21400)	9.74	9.75	9.66	9.58	
		2535 (21100)	9.88	9.88	9.80	9.47	
		2505 (20800)	9.53	9.54	9.53	9.54	
	50RB (0)	2565 (21400)	9.73	9.76	9.74	9.56	
		2535 (21100)	9.83	9.85	9.83	9.55	
		2505 (20800)	9.56	9.59	9.57	9.45	
						9.61	
	15MHz	1RB-High (74)	2562.5 (21375)	9.44	9.72	9.60	9.33
			2535 (21100)	9.62	9.09	9.83	9.49
2507.5 (20825)			9.48	9.79	9.73	9.44	
1RB-Middle (37)		2562.5 (21375)	9.38	9.66	9.63	9.36	
		2535 (21100)	9.53	9.91	9.79	9.45	
		2507.5 (20825)	9.28	9.58	9.47	9.60	
1RB-Low (0)		2562.5 (21375)	9.49	9.88	9.65	9.47	
		2535 (21100)	9.63	9.90	9.77	9.33	
		2507.5 (20825)	9.21	9.60	9.38	9.41	
36RB-High (38)		2562.5 (21375)	9.47	9.56	9.55	9.56	
		2535 (21100)	9.70	9.70	9.70	9.62	
		2507.5 (20825)	9.51	9.51	9.53	9.54	
36RB-Middle	2562.5 (21375)	9.56	9.55	9.62	9.53		

	(19)	2535 (21100)	9.72	9.72	9.68	9.49	
		2507.5 (20825)	9.48	9.53	9.53	9.59	
	36RB-Low (0)	2562.5 (21375)	9.61	9.62	9.63	9.36	
		2535 (21100)	9.74	9.75	9.76	9.46	
	75RB (0)	2507.5 (20825)	9.37	9.40	9.40	9.53	
		2562.5 (21375)	9.56	9.65	9.55	9.44	
		2535 (21100)	9.73	9.63	9.72	9.61	
			2507.5 (20825)	9.35	9.35	9.35	9.38
	20MHz	1RB-High (99)	2560 (21350)	9.53	9.86	9.60	9.58
2535 (21100)			9.82	9.98	9.87	9.61	
2510 (20850)			9.55	9.85	9.71	9.33	
1RB-Middle (50)		2560 (21350)	9.38	9.64	9.56	9.39	
		2535 (21100)	9.52	9.88	9.75	9.47	
		2510 (20850)	9.39	9.65	9.48	9.57	
1RB-Low (0)		2560 (21350)	9.55	9.90	9.83	9.50	
		2535 (21100)	9.56	9.87	9.79	9.38	
		2510 (20850)	9.26	9.57	9.40	9.50	
50RB-High (50)		2560 (21350)	9.56	9.48	9.59	9.61	
		2535 (21100)	9.79	9.70	9.69	9.61	
		2510 (20850)	9.52	9.53	9.48	9.38	
50RB-Middle (25)		2560 (21350)	9.60	9.69	9.62	9.56	
		2535 (21100)	9.65	9.75	9.75	9.55	
		2510 (20850)	9.56	9.58	9.53	9.37	
50RB-Low (0)		2560 (21350)	9.69	9.54	9.63	9.44	
		2535 (21100)	9.74	9.68	9.65	9.48	
		2510 (20850)	9.39	9.46	9.39	9.46	
100RB (0)		2560 (21350)	9.64	9.57	9.66	9.60	
		2535 (21100)	9.60	9.60	9.63	9.51	
		2510 (20850)	9.44	9.50	9.54	9.45	

LTE B7-ANT1 (Power Level C1)

BANDWIDTH	Number of RBs	Frequency	QPSK	16QAM	64QAM	256QAM
5MHz	1RB-High (24)	2567.5 (21425)	5.89	6.14	6.06	6.03
		2535 (21100)	6.14	6.39	6.24	5.66
		2502.5 (20775)	5.67	5.98	5.84	5.56

	1RB-Middle (12)	2567.5 (21425)	5.84	5.91	5.94	5.58
		2535 (21100)	5.96	6.40	6.06	6.01
		2502.5 (20775)	5.66	5.89	6.29	5.95
	1RB-Low (0)	2567.5 (21425)	5.79	6.18	5.96	5.95
		2535 (21100)	5.98	6.19	6.17	5.69
		2502.5 (20775)	5.61	6.03	5.85	5.35
	12RB-High (13)	2567.5 (21425)	5.98	5.90	5.95	5.45
		2535 (21100)	6.03	6.13	6.09	5.79
		2502.5 (20775)	5.85	5.78	5.75	5.53
	12RB-Middle (6)	2567.5 (21425)	5.96	5.96	6.02	5.53
		2535 (21100)	6.00	5.99	6.06	5.41
		2502.5 (20775)	5.79	5.81	5.87	5.40
	12RB-Low (0)	2567.5 (21425)	5.85	5.70	5.88	5.58
		2535 (21100)	6.05	6.03	5.91	5.57
		2502.5 (20775)	5.71	5.55	5.67	5.72
25RB (0)	2567.5 (21425)	5.87	5.94	5.85	5.79	
	2535 (21100)	6.11	6.09	6.07	5.99	
	2502.5 (20775)	5.67	5.69	5.60	5.40	
10MHz	1RB-High (49)	2565 (21400)	5.89	6.02	5.90	5.83
		2535 (21100)	5.97	6.41	6.20	5.35
		2505 (20800)	5.91	6.15	6.07	5.34
	1RB-Middle (24)	2565 (21400)	5.76	6.04	5.89	5.94
		2535 (21100)	5.97	6.22	6.18	5.70
		2505 (20800)	5.57	5.88	5.87	5.37
	1RB-Low (0)	2565 (21400)	5.90	6.31	6.05	5.37
		2535 (21100)	5.91	6.33	6.11	5.82
		2505 (20800)	5.67	5.95	5.82	5.57
	25RB-High (25)	2565 (21400)	5.86	5.94	5.92	5.96
		2535 (21100)	6.05	6.11	6.08	5.39
		2505 (20800)	5.73	5.85	5.83	5.82
	25RB-Middle (12)	2565 (21400)	5.95	5.99	6.01	5.96
		2535 (21100)	6.04	6.14	6.11	5.87
		2505 (20800)	5.83	5.86	5.84	5.43
	25RB-Low (0)	2565 (21400)	5.90	5.96	5.94	5.46
		2535 (21100)	6.01	6.07	6.17	5.86
		2505 (20800)	5.79	5.75	5.67	5.82
	50RB (0)	2565 (21400)	5.97	5.98	5.93	5.37
		2535 (21100)	6.06	6.06	5.93	5.70
		2505 (20800)	5.67	5.80	5.78	5.49

15MHz	1RB-High (74)	2562.5 (21375)	5.65	6.16	5.75	5.88
		2535 (21100)	5.90	6.23	6.05	5.50
		2507.5 (20825)	5.73	6.06	5.88	5.75
	1RB-Middle (37)	2562.5 (21375)	5.64	5.89	5.77	5.55
		2535 (21100)	5.83	6.05	6.01	5.62
		2507.5 (20825)	5.56	5.73	5.65	6.02
	1RB-Low (0)	2562.5 (21375)	5.73	5.94	6.01	5.63
		2535 (21100)	5.82	6.26	6.02	5.94
		2507.5 (20825)	5.51	5.91	5.66	5.42
	36RB-High (38)	2562.5 (21375)	5.79	5.75	5.74	5.95
		2535 (21100)	5.95	5.92	5.91	5.58
		2507.5 (20825)	5.65	5.79	5.75	5.61
	36RB-Middle (19)	2562.5 (21375)	5.86	5.83	5.69	5.35
		2535 (21100)	5.97	5.84	5.82	5.47
		2507.5 (20825)	5.71	5.73	5.74	5.47
	36RB-Low (0)	2562.5 (21375)	5.85	5.81	5.72	5.49
		2535 (21100)	5.96	5.94	5.91	5.73
		2507.5 (20825)	5.60	5.60	5.60	6.01
	75RB (0)	2562.5 (21375)	5.87	5.83	5.84	6.03
		2535 (21100)	5.94	5.92	5.83	5.55
		2507.5 (20825)	5.68	5.60	5.61	5.84
20MHz	1RB-High (99)	2560 (21350)	5.70	5.97	5.83	5.92
		2535 (21100)	6.01	6.14	6.12	5.75
		2510 (20850)	5.89	6.09	5.98	5.51
	1RB-Middle (50)	2560 (21350)	5.65	5.92	5.87	5.53
		2535 (21100)	6.07	6.19	5.92	6.01
		2510 (20850)	5.53	5.88	5.78	5.78
	1RB-Low (0)	2560 (21350)	5.90	6.25	5.99	5.48
		2535 (21100)	5.78	6.07	6.02	5.63
		2510 (20850)	5.45	5.73	5.68	5.41
	50RB-High (50)	2560 (21350)	5.80	5.78	5.74	5.89
		2535 (21100)	6.00	5.93	5.97	5.34
		2510 (20850)	5.75	5.74	5.80	5.64
	50RB-Middle (25)	2560 (21350)	5.88	5.89	5.86	5.49
		2535 (21100)	6.01	5.92	5.94	5.77
		2510 (20850)	5.78	5.72	5.82	5.77
	50RB-Low (0)	2560 (21350)	5.87	5.85	5.91	6.01
		2535 (21100)	5.95	5.95	6.03	5.91

		2510 (20850)	5.62	5.64	5.66	5.42
	100RB (0)	2560 (21350)	5.86	5.84	5.90	5.48
		2535 (21100)	5.84	5.89	5.88	5.60
		2510 (20850)	5.75	5.67	5.68	5.63

LTE B7-ANT4 (Power Level A1)

BANDWIDTH H	Number of RBs	Frequency	QPSK	16QAM	64QAM	256QAM	
5MHz	1RB-High (24)	2567.5 (21425)	24.15	22.27	21.19	19.83	
		2535 (21100)	24.41	22.36	21.36	19.86	
		2502.5 (20775)	24.34	22.15	21.42	19.62	
	1RB-Middle (12)	2567.5 (21425)	24.27	22.27	21.19	19.72	
		2535 (21100)	24.50	22.28	21.47	19.81	
		2502.5 (20775)	24.13	22.38	21.23	19.87	
	1RB-Low (0)	2567.5 (21425)	24.42	22.25	21.42	19.66	
		2535 (21100)	24.25	22.33	21.22	20.00	
		2502.5 (20775)	24.47	22.20	21.33	19.64	
	12RB-High (13)	2567.5 (21425)	23.21	21.25	20.39	19.55	
		2535 (21100)	23.28	21.09	20.15	19.75	
		2502.5 (20775)	23.39	21.20	20.17	19.53	
	12RB-Middle (6)	2567.5 (21425)	23.23	21.18	20.44	19.42	
		2535 (21100)	23.35	21.33	20.41	19.57	
		2502.5 (20775)	23.27	21.51	20.12	19.74	
	12RB-Low (0)	2567.5 (21425)	23.49	21.43	20.36	19.57	
		2535 (21100)	23.35	21.53	20.31	19.75	
		2502.5 (20775)	23.19	21.27	20.20	19.66	
	25RB (0)	2567.5 (21425)	23.10	21.32	20.37	19.74	
		2535 (21100)	23.23	21.20	20.30	19.85	
		2502.5 (20775)	23.36	21.26	20.09	19.62	
	10MHz	1RB-High (49)	2565 (21400)	24.24	22.15	21.33	19.87
			2535 (21100)	24.30	22.20	21.22	19.76
2505 (20800)			24.28	22.33	21.25	19.83	
1RB-Middle (24)		2565 (21400)	24.35	22.34	21.32	19.91	
		2535 (21100)	24.42	22.39	21.40	19.91	

		2505 (20800)	24.27	22.31	21.28	19.85
	1RB-Low (0)	2565 (21400)	24.26	22.27	21.38	19.93
		2535 (21100)	24.44	22.31	21.41	19.96
		2505 (20800)	24.35	22.26	21.38	19.67
	25RB-High (25)	2565 (21400)	23.26	21.29	20.22	19.71
		2535 (21100)	23.22	21.23	20.37	19.69
		2505 (20800)	23.29	21.33	20.35	19.61
	25RB-Middle (12)	2565 (21400)	23.21	21.26	20.20	19.64
		2535 (21100)	23.35	21.44	20.37	19.72
		2505 (20800)	23.43	21.52	20.24	19.76
	25RB-Low (0)	2565 (21400)	23.49	21.46	20.30	19.49
		2535 (21100)	23.26	21.30	20.42	19.89
		2505 (20800)	23.20	21.47	20.27	19.64
	50RB (0)	2565 (21400)	23.28	21.24	20.29	19.78
		2535 (21100)	23.31	21.24	20.31	19.86
		2505 (20800)	23.25	21.26	20.16	19.68
15MHz	1RB-High (74)	2562.5 (21375)	24.09	22.17	21.26	19.81
		2535 (21100)	24.31	22.28	21.38	19.83
		2507.5 (20825)	24.30	22.25	21.37	19.71
	1RB-Middle (37)	2562.5 (21375)	24.34	22.31	21.27	19.80
		2535 (21100)	24.52	22.33	21.41	19.86
		2507.5 (20825)	24.19	22.38	21.30	19.87
	1RB-Low (0)	2562.5 (21375)	24.41	22.24	21.42	19.76
		2535 (21100)	24.32	22.36	21.32	19.95
		2507.5 (20825)	24.47	22.15	21.25	19.71
	36RB-High (38)	2562.5 (21375)	23.23	21.19	20.35	19.59
		2535 (21100)	23.27	21.15	20.23	19.73
		2507.5 (20825)	23.38	21.27	20.25	19.62
	36RB-Middle (19)	2562.5 (21375)	23.31	21.28	20.37	19.50
		2535 (21100)	23.33	21.40	20.45	19.63
		2507.5 (20825)	23.32	21.41	20.22	19.70
	36RB-Low (0)	2562.5 (21375)	23.49	21.42	20.36	19.63
		2535 (21100)	23.29	21.47	20.34	19.76
		2507.5 (20825)	23.25	21.30	20.29	19.75
	75RB (0)	2562.5 (21375)	23.15	21.31	20.30	19.84
		2535 (21100)	23.32	21.20	20.32	19.76

		2507.5 (20825)	23.32	21.22	20.19	19.62
20MHz	1RB-High (99)	2560 (21350)	24.16	22.12	21.28	19.85
		2535 (21100)	24.26	22.24	21.29	19.78
		2510 (20850)	24.33	22.29	21.29	19.76
	1RB-Middle (50)	2560 (21350)	24.34	22.26	21.37	19.88
		2535 (21100)	24.48	22.42	21.48	19.94
		2510 (20850)	24.21	22.33	21.37	19.86
	1RB-Low (0)	2560 (21350)	24.33	22.34	21.32	19.85
		2535 (21100)	24.36	22.40	21.33	19.88
		2510 (20850)	24.39	22.19	21.34	19.76
	50RB-High (50)	2560 (21350)	23.18	21.19	20.29	19.68
		2535 (21100)	23.22	21.17	20.27	19.64
		2510 (20850)	23.29	21.29	20.26	19.68
	50RB-Middle (25)	2560 (21350)	23.28	21.28	20.28	19.59
		2535 (21100)	23.41	21.45	20.35	19.65
		2510 (20850)	23.37	21.44	20.19	19.68
	50RB-Low (0)	2560 (21350)	23.40	21.40	20.33	19.59
		2535 (21100)	23.33	21.38	20.34	19.79
		2510 (20850)	23.29	21.37	20.29	19.71
	100RB (0)	2560 (21350)	23.24	21.34	20.28	19.76
		2535 (21100)	23.22	21.29	20.22	19.81
		2510 (20850)	23.24	21.28	20.19	19.65

LTE B7-ANT4 (Power Level C1)

BANDWIDT H	Number of RBs	Frequency	QPSK	16QAM	64QAM	256QAN
5MHz	1RB-High (24)	2567.5 (21425)	9.17	9.26	9.32	9.35
		2535 (21100)	9.18	9.14	9.32	9.25
		2502.5 (20775)	9.28	9.16	9.18	9.34
	1RB-Middle (12)	2567.5 (21425)	9.27	9.30	9.25	9.32
		2535 (21100)	9.21	9.21	9.18	9.20
		2502.5 (20775)	9.29	9.19	9.15	9.30
	1RB-Low (0)	2567.5 (21425)	9.12	9.12	9.12	9.16
		2535 (21100)	9.35	9.33	9.25	9.22

		2502.5 (20775)	9.21	9.21	9.21	9.34	
	12RB-High (13)	2567.5 (21425)	9.16	9.30	9.21	9.14	
		2535 (21100)	9.25	9.12	9.28	9.35	
		2502.5 (20775)	9.31	9.19	9.14	9.29	
	12RB-Middle (6)	2567.5 (21425)	9.12	9.24	9.20	9.12	
		2535 (21100)	9.35	9.24	9.25	9.26	
		2502.5 (20775)	9.34	9.33	9.32	9.30	
	12RB-Low (0)	2567.5 (21425)	9.29	9.36	9.25	9.33	
		2535 (21100)	9.23	9.15	9.35	9.23	
		2502.5 (20775)	9.36	9.35	9.14	9.20	
	25RB (0)	2567.5 (21425)	9.20	9.30	9.24	9.26	
		2535 (21100)	9.20	9.25	9.26	9.23	
		2502.5 (20775)	9.30	9.22	9.20	9.31	
10MHz	1RB-High (49)	2565 (21400)	9.36	9.30	9.26	9.14	
		2535 (21100)	9.12	9.13	9.25	9.19	
		2505 (20800)	9.14	9.15	9.34	9.35	
	1RB-Middle (24)	2565 (21400)	9.18	9.20	9.30	9.13	
		2535 (21100)	9.26	9.26	9.29	9.24	
		2505 (20800)	9.17	9.26	9.22	9.16	
	1RB-Low (0)	2565 (21400)	9.17	9.31	9.25	9.27	
		2535 (21100)	9.22	9.33	9.15	9.33	
		2505 (20800)	9.34	9.18	9.35	9.35	
	25RB-High (25)	2565 (21400)	9.32	9.13	9.35	9.35	
		2535 (21100)	9.25	9.12	9.13	9.13	
		2505 (20800)	9.22	9.21	9.34	9.12	
	25RB-Middle (12)	2565 (21400)	9.20	9.13	9.18	9.32	
		2535 (21100)	9.21	9.28	9.20	9.31	
		2505 (20800)	9.20	9.13	9.17	9.13	
	25RB-Low (0)	2565 (21400)	9.14	9.18	9.20	9.13	
		2535 (21100)	9.15	9.16	9.34	9.22	
		2505 (20800)	9.33	9.27	9.31	9.16	
	50RB (0)	2565 (21400)	9.20	9.19	9.32	9.31	
		2535 (21100)	9.13	9.36	9.16	9.14	
		2505 (20800)	9.31	9.31	9.22	9.14	
	15MHz	1RB-High	2562.5 (21375)	9.25	9.31	9.32	9.13

	(74)	2535 (21100)	9.28	9.27	9.36	9.26	
		2507.5 (20825)	9.35	9.33	9.29	9.36	
	1RB-Middle (37)	2562.5 (21375)	9.25	9.21	9.36	9.36	
		2535 (21100)	9.34	9.33	9.12	9.31	
		2507.5 (20825)	9.15	9.17	9.26	9.22	
	1RB-Low (0)	2562.5 (21375)	9.20	9.28	9.16	9.14	
		2535 (21100)	9.28	9.13	9.19	9.17	
		2507.5 (20825)	9.12	9.31	9.22	9.17	
	36RB-High (38)	2562.5 (21375)	9.22	9.29	9.33	9.26	
		2535 (21100)	9.30	9.20	9.27	9.28	
		2507.5 (20825)	9.24	9.13	9.13	9.23	
	36RB-Middle (19)	2562.5 (21375)	9.34	9.21	9.32	9.30	
		2535 (21100)	9.16	9.31	9.25	9.28	
		2507.5 (20825)	9.16	9.25	9.25	9.14	
	36RB-Low (0)	2562.5 (21375)	9.36	9.22	9.30	9.34	
		2535 (21100)	9.23	9.36	9.18	9.12	
		2507.5 (20825)	9.30	9.34	9.28	9.25	
	75RB (0)	2562.5 (21375)	9.17	9.30	9.35	9.21	
		2535 (21100)	9.13	9.24	9.21	9.26	
		2507.5 (20825)	9.20	9.20	9.19	9.28	
	20MHz	1RB-High (99)	2560 (21350)	9.15	9.20	9.33	9.18
			2535 (21100)	9.14	9.27	9.35	9.35
			2510 (20850)	9.23	9.33	9.17	9.33
		1RB-Middle (50)	2560 (21350)	9.23	9.22	9.24	9.28
			2535 (21100)	9.39	9.12	9.23	9.16
			2510 (20850)	9.27	9.20	9.16	9.25
1RB-Low (0)		2560 (21350)	9.12	9.30	9.28	9.13	
		2535 (21100)	9.28	9.19	9.35	9.14	
		2510 (20850)	9.31	9.27	9.27	9.20	
50RB-High (50)		2560 (21350)	9.17	9.27	9.34	9.21	
		2535 (21100)	9.31	9.32	9.29	9.16	
		2510 (20850)	9.18	9.14	9.24	9.23	
50RB-Middle (25)		2560 (21350)	9.21	9.14	9.21	9.31	
		2535 (21100)	9.35	9.36	9.31	9.22	
		2510 (20850)	9.17	9.20	9.25	9.21	
50RB-Low (0)		2560 (21350)	9.19	9.29	9.13	9.29	

		2535 (21100)	9.23	9.12	9.26	9.17
		2510 (20850)	9.32	9.18	9.25	9.35
	100RB (0)	2560 (21350)	9.33	9.13	9.31	9.23
		2535 (21100)	9.30	9.16	9.17	9.33
		2510 (20850)	9.32	9.30	9.25	9.24

LTE B12-ANT0 (Power Level A1)

BANDWIDTH	Number of RBs	Frequency	QPSK	16QAM	64QAM	256QAM
1.4MHz	1RB-High (5)	715.3 (23173)	23.91	23.06	22.08	18.71
		707.5 (23095)	23.87	23.16	22.22	18.47
		699.7 (23017)	23.95	23.29	22.31	19.35
	1RB-Middle (3)	715.3 (23173)	23.99	23.17	22.34	18.89
		707.5 (23095)	23.97	23.27	22.32	19.17
		699.7 (23017)	24.03	23.29	22.32	18.83
	1RB-Low (0)	715.3 (23173)	23.91	23.20	22.28	18.51
		707.5 (23095)	23.95	23.21	22.30	18.85
		699.7 (23017)	24.06	23.29	22.34	18.86
	3RB-High (3)	715.3 (23173)	23.88	23.13	22.17	18.48
		707.5 (23095)	23.93	23.02	22.17	19.33
		699.7 (23017)	23.98	23.02	22.22	18.68
	3RB-Middle (1)	715.3 (23173)	23.96	23.12	22.30	18.66
		707.5 (23095)	24.02	23.07	22.11	18.62
		699.7 (23017)	24.08	23.14	22.26	18.88
	3RB-Low (0)	715.3 (23173)	23.99	23.04	22.09	18.59
		707.5 (23095)	24.00	23.01	22.16	19.10
		699.7 (23017)	24.05	23.18	22.05	18.95
	6RB (0)	715.3 (23173)	23.03	22.09	21.11	18.23
		707.5 (23095)	22.94	22.07	21.10	17.74
		699.7 (23017)	23.15	22.13	21.13	17.85
3MHz	1RB-High (14)	714.5 (23165)	23.99	23.32	22.21	19.19
		707.5 (23095)	24.04	23.30	22.22	19.34
		700.5 (23025)	24.06	23.48	22.22	19.46
	1RB-Middle (7)	714.5 (23165)	24.12	23.62	22.23	18.92
		707.5 (23095)	24.02	23.40	22.36	19.22
		700.5 (23025)	24.04	23.52	22.29	18.84
	1RB-Low (0)	714.5 (23165)	24.11	23.39	22.22	18.71

		707.5 (23095)	23.93	23.38	22.23	18.93	
		700.5 (23025)	24.20	23.36	22.27	19.50	
		714.5 (23165)	23.07	22.17	21.06	18.07	
	8RB-High (7)	707.5 (23095)	23.04	21.99	21.13	17.94	
		700.5 (23025)	23.11	22.20	21.19	18.01	
		714.5 (23165)	23.12	22.13	21.13	17.72	
	8RB-Middle (4)	707.5 (23095)	23.11	22.22	21.24	17.71	
		700.5 (23025)	23.20	22.29	21.12	18.40	
		714.5 (23165)	23.08	22.11	21.08	17.98	
	8RB-Low (0)	707.5 (23095)	23.09	22.18	21.21	17.79	
		700.5 (23025)	23.16	22.13	21.22	18.16	
		714.5 (23165)	23.10	22.00	21.07	18.20	
	15RB (0)	707.5 (23095)	23.11	22.13	21.13	18.51	
700.5 (23025)		23.20	22.24	21.32	18.50		
5MHz	1RB-High (24)	713.5 (23155)	23.88	23.27	22.34	18.68	
		707.5 (23095)	24.04	23.22	22.13	18.84	
		701.5 (23035)	24.13	23.36	22.20	19.33	
	1RB-Middle (12)	713.5 (23155)	24.17	23.74	22.35	19.57	
		707.5 (23095)	24.06	23.45	22.33	19.26	
		701.5 (23035)	24.07	23.61	22.36	19.27	
	1RB-Low (0)	713.5 (23155)	24.07	23.43	22.25	19.37	
		707.5 (23095)	23.97	23.37	22.18	18.67	
		701.5 (23035)	24.03	23.48	22.30	18.83	
	12RB-High (13)	713.5 (23155)	23.09	22.15	21.17	18.49	
		707.5 (23095)	23.04	22.13	21.08	17.74	
		701.5 (23035)	23.09	22.22	21.24	18.49	
	12RB-Middle (6)	713.5 (23155)	23.15	22.23	21.22	18.45	
		707.5 (23095)	23.15	22.16	21.16	17.75	
		701.5 (23035)	23.15	22.18	21.24	18.25	
	12RB-Low (0)	713.5 (23155)	23.13	22.01	21.16	18.03	
		707.5 (23095)	23.07	22.08	21.17	18.37	
		701.5 (23035)	23.15	22.19	21.16	18.35	
	25RB (0)	713.5 (23155)	23.06	22.04	21.19	17.76	
		707.5 (23095)	23.13	22.14	21.18	18.23	
		701.5 (23035)	23.17	22.20	21.25	18.57	
	10MHz	1RB-High (49)	711 (23130)	23.89	23.57	22.21	19.29
			707.5 (23095)	24.09	23.29	22.21	18.79
704 (23060)			23.99	23.22	22.09	18.99	

	1RB-Middle (24)	711 (23130)	24.05	23.13	22.35	19.15
		707.5 (23095)	24.12	23.36	22.46	19.02
		704 (23060)	24.02	23.31	22.41	19.22
	1RB-Low (0)	711 (23130)	24.03	23.33	22.11	18.73
		707.5 (23095)	24.07	23.51	22.35	19.27
		704 (23060)	24.05	23.68	22.49	18.75
	25RB-High (25)	711 (23130)	23.11	21.20	21.25	18.51
		707.5 (23095)	23.06	22.14	21.20	18.26
		704 (23060)	23.09	22.15	21.19	18.09
	25RB-Middle (12)	711 (23130)	23.12	21.21	21.14	18.52
		707.5 (23095)	23.17	22.16	21.29	17.87
		704 (23060)	23.15	22.18	21.20	17.75
	25RB-Low (0)	711 (23130)	23.11	22.03	21.25	17.91
		707.5 (23095)	23.08	22.14	21.26	17.78
		704 (23060)	23.07	22.18	21.20	18.27
	50RB (0)	711 (23130)	23.11	21.93	21.16	17.71
		707.5 (23095)	23.17	22.19	21.26	17.77
		704 (23060)	23.19	22.22	21.26	18.19

LTE B12-ANT0 (Power Level B1)

BANDWIDTH	Number of RBs	Frequency	QPSK	16QAM	64QAM	256QAM
1.4MHz	1RB-High (5)	715.3 (23173)	19.93	19.86	19.71	19.35
		707.5 (23095)	19.81	19.44	19.50	19.26
		699.7 (23017)	19.96	19.87	19.86	19.41
	1RB-Middle (3)	715.3 (23173)	19.52	19.47	19.42	19.18
		707.5 (23095)	19.72	19.58	19.44	19.42
		699.7 (23017)	19.50	19.76	19.52	19.33
	1RB-Low (0)	715.3 (23173)	19.78	19.93	19.49	19.36
		707.5 (23095)	20.01	20.02	19.43	19.17
		699.7 (23017)	19.79	19.62	19.53	19.24
	3RB-High (3)	715.3 (23173)	19.73	19.61	19.74	19.43
		707.5 (23095)	19.46	19.55	20.04	19.17
		699.7 (23017)	19.62	19.42	19.50	19.18
	3RB-Middle (1)	715.3 (23173)	19.54	19.84	19.74	19.41
		707.5 (23095)	19.79	19.51	19.74	19.44
		699.7 (23017)	19.88	19.69	19.92	19.44

	3RB-Low (0)	715.3 (23173)	19.68	19.43	19.52	19.29	
		707.5 (23095)	19.81	19.90	19.85	19.32	
		699.7 (23017)	19.60	19.64	19.48	19.40	
	6RB (0)	715.3 (23173)	19.94	19.77	19.51	19.40	
		707.5 (23095)	19.52	19.59	19.69	19.22	
		699.7 (23017)	19.66	20.03	19.43	19.16	
3MHz	1RB-High (14)	714.5 (23165)	19.66	19.98	19.70	19.34	
		707.5 (23095)	19.83	19.75	19.57	19.30	
		700.5 (23025)	19.78	19.46	19.80	19.36	
	1RB-Middle (7)	714.5 (23165)	19.77	19.54	19.55	19.30	
		707.5 (23095)	19.80	19.68	19.97	19.34	
		700.5 (23025)	19.78	19.62	19.58	19.18	
	1RB-Low (0)	714.5 (23165)	19.94	19.48	19.94	19.40	
		707.5 (23095)	19.71	19.52	19.60	19.39	
		700.5 (23025)	19.48	20.03	19.99	19.32	
	8RB-High (7)	714.5 (23165)	19.97	19.45	20.02	19.19	
		707.5 (23095)	19.66	19.82	19.54	19.41	
		700.5 (23025)	19.72	19.94	19.81	19.42	
	8RB-Middle (4)	714.5 (23165)	19.50	19.45	19.48	19.35	
		707.5 (23095)	19.55	19.83	19.93	19.37	
		700.5 (23025)	19.71	19.64	19.73	19.38	
	8RB-Low (0)	714.5 (23165)	19.56	19.64	19.46	19.35	
		707.5 (23095)	20.02	19.85	19.65	19.19	
		700.5 (23025)	19.68	19.93	19.48	19.15	
	15RB (0)	714.5 (23165)	19.53	19.44	19.88	19.18	
		707.5 (23095)	19.99	19.43	19.46	19.16	
		700.5 (23025)	19.64	19.58	19.95	19.46	
	5MHz	1RB-High (24)	713.5 (23155)	20.04	19.56	19.73	19.22
			707.5 (23095)	19.99	19.83	19.85	19.33
701.5 (23035)			19.88	19.71	19.71	19.36	
1RB-Middle (12)		713.5 (23155)	19.79	19.47	20.03	19.12	
		707.5 (23095)	19.68	19.84	19.54	19.41	
		701.5 (23035)	19.53	19.87	19.86	19.15	
1RB-Low (0)		713.5 (23155)	19.48	19.79	19.56	19.16	
		707.5 (23095)	19.99	19.70	19.96	19.12	
		701.5 (23035)	19.77	19.74	19.98	19.18	
12RB-High (13)		713.5 (23155)	19.62	19.96	19.65	19.23	
		707.5 (23095)	20.02	19.60	19.42	19.13	

	12RB-Middle (6)	701.5 (23035)	19.95	19.77	19.54	19.33	
		713.5 (23155)	19.86	19.49	19.71	19.33	
		707.5 (23095)	19.77	19.70	19.44	19.25	
	12RB-Low (0)	701.5 (23035)	19.44	19.46	19.96	19.39	
		713.5 (23155)	19.78	19.58	19.48	19.16	
		707.5 (23095)	19.54	19.51	19.67	19.24	
	25RB (0)	701.5 (23035)	20.05	19.64	19.58	19.35	
		713.5 (23155)	19.52	19.59	19.78	19.38	
		707.5 (23095)	19.55	19.89	19.83	19.37	
			701.5 (23035)	20.06	20.02	19.54	19.17
10MHz	1RB-High (49)	711 (23130)	19.47	19.75	19.56	19.36	
		707.5 (23095)	19.40	19.88	19.82	19.39	
		704 (23060)	19.50	19.88	19.63	19.42	
	1RB-Middle (24)	711 (23130)	19.50	19.80	19.85	19.34	
		707.5 (23095)	19.68	19.79	19.83	19.33	
		704 (23060)	19.63	19.95	19.77	19.42	
	1RB-Low (0)	711 (23130)	19.53	19.99	19.61	19.46	
		707.5 (23095)	19.64	19.80	19.69	19.37	
		704 (23060)	19.54	20.03	19.84	19.44	
	25RB-High (25)	711 (23130)	19.63	19.65	19.65	19.37	
		707.5 (23095)	19.65	19.57	19.55	19.21	
		704 (23060)	19.63	19.71	19.63	19.27	
	25RB-Middle (12)	711 (23130)	19.63	19.68	19.56	19.20	
		707.5 (23095)	19.69	19.59	19.68	19.42	
		704 (23060)	19.63	19.74	19.71	19.44	
	25RB-Low (0)	711 (23130)	19.61	19.58	19.56	19.25	
		707.5 (23095)	19.63	19.72	19.70	19.32	
		704 (23060)	19.56	19.67	19.67	19.35	
	50RB (0)	711 (23130)	19.64	19.60	19.62	19.14	
		707.5 (23095)	19.57	19.60	19.58	19.16	
		704 (23060)	19.68	19.69	19.56	19.42	

LTE B12-ANT0 (Power Level C1)

BANDWIDTH	Number of RBs	Frequency	QPSK	16QAM	64QAM	256QAM
1.4MHz	1RB-High (5)	715.3 (23173)	16.06	16.51	16.13	16.09

		707.5 (23095)	16.08	16.35	16.34	16.17
		699.7 (23017)	16.10	16.53	16.40	16.41
	1RB-Middle (3)	715.3 (23173)	16.22	16.29	16.15	16.52
		707.5 (23095)	16.07	16.18	16.24	16.41
	1RB-Low (0)	699.7 (23017)	16.09	16.31	16.03	16.30
		715.3 (23173)	16.21	16.53	16.43	16.22
		707.5 (23095)	16.11	16.26	16.52	16.13
	3RB-High (3)	699.7 (23017)	16.46	16.30	16.07	16.28
		715.3 (23173)	16.36	16.34	16.08	16.36
		707.5 (23095)	16.22	16.50	16.53	16.25
	3RB-Middle (1)	699.7 (23017)	16.53	16.13	16.54	16.17
		715.3 (23173)	16.28	16.11	16.54	16.31
		707.5 (23095)	16.18	16.30	16.47	16.28
	3RB-Low (0)	699.7 (23017)	16.54	16.28	16.42	16.42
		715.3 (23173)	16.44	16.49	16.26	16.22
		707.5 (23095)	16.44	16.02	16.48	16.23
	6RB (0)	699.7 (23017)	16.39	16.12	16.51	16.34
		715.3 (23173)	16.12	16.42	16.03	16.38
707.5 (23095)		16.09	16.35	16.15	16.49	
3MHz	1RB-High (14)	699.7 (23017)	16.23	16.05	16.01	16.29
		714.5 (23165)	16.14	16.31	16.09	16.16
		707.5 (23095)	16.14	16.41	16.21	16.42
	1RB-Middle (7)	700.5 (23025)	16.45	16.06	16.29	16.27
		714.5 (23165)	16.13	16.49	16.08	16.35
		707.5 (23095)	16.54	16.01	16.51	16.29
	1RB-Low (0)	700.5 (23025)	16.42	16.33	16.08	16.12
		714.5 (23165)	16.28	16.35	16.18	16.50
		707.5 (23095)	16.12	16.40	16.32	16.01
	8RB-High (7)	700.5 (23025)	16.30	16.25	16.16	16.24
		714.5 (23165)	16.45	16.43	16.05	16.23
		707.5 (23095)	16.45	16.20	16.13	16.49
	8RB-Middle (4)	700.5 (23025)	16.12	16.25	16.24	16.38
		714.5 (23165)	16.05	16.09	16.07	16.43
		707.5 (23095)	16.38	16.35	16.51	16.30
	8RB-Low (0)	700.5 (23025)	16.30	16.06	16.41	16.51
		714.5 (23165)	16.25	16.53	16.46	16.03
		707.5 (23095)	16.03	16.29	16.04	16.49
15RB (0)	700.5 (23025)	16.07	16.22	16.44	16.37	
	714.5 (23165)	16.39	16.14	16.06	16.47	

		707.5 (23095)	16.05	16.19	16.47	16.29	
		700.5 (23025)	16.22	16.49	16.33	16.02	
5MHz	1RB-High (24)	713.5 (23155)	16.06	16.46	16.14	16.06	
		707.5 (23095)	16.53	16.11	16.09	16.25	
		701.5 (23035)	16.04	16.01	16.25	16.42	
	1RB-Middle (12)	713.5 (23155)	16.17	16.10	16.05	16.43	
		707.5 (23095)	16.02	16.05	16.11	16.19	
		701.5 (23035)	16.33	16.14	16.05	16.54	
	1RB-Low (0)	713.5 (23155)	16.08	16.52	16.37	16.17	
		707.5 (23095)	16.09	16.15	16.36	16.03	
		701.5 (23035)	16.30	16.32	16.53	16.15	
	12RB-High (13)	713.5 (23155)	16.28	16.23	16.41	16.42	
		707.5 (23095)	16.20	16.07	16.15	16.38	
		701.5 (23035)	16.24	16.30	16.11	16.51	
	12RB-Middle (6)	713.5 (23155)	16.28	16.31	16.41	16.02	
		707.5 (23095)	16.44	16.29	16.45	16.13	
		701.5 (23035)	16.14	16.08	16.04	16.28	
	12RB-Low (0)	713.5 (23155)	16.18	16.37	16.23	16.10	
		707.5 (23095)	16.33	16.01	16.46	16.27	
		701.5 (23035)	16.35	16.25	16.43	16.23	
	25RB (0)	713.5 (23155)	16.09	16.22	16.10	16.35	
		707.5 (23095)	16.09	16.26	16.28	16.50	
		701.5 (23035)	16.37	16.34	16.04	16.52	
	10MHz	1RB-High (49)	711 (23130)	16.71	16.13	16.34	16.09
			707.5 (23095)	16.58	16.50	16.37	16.40
704 (23060)			16.68	16.38	16.39	16.21	
1RB-Middle (24)		711 (23130)	16.72	16.52	16.25	16.15	
		707.5 (23095)	17.14	16.47	16.36	16.37	
		704 (23060)	16.85	16.48	16.36	16.29	
1RB-Low (0)		711 (23130)	16.16	16.60	16.25	16.28	
		707.5 (23095)	16.19	16.44	16.28	16.44	
		704 (23060)	16.32	16.49	16.33	16.10	
25RB-High (25)		711 (23130)	16.10	16.21	16.22	16.21	
		707.5 (23095)	16.17	16.27	16.27	16.21	
		704 (23060)	16.21	15.96	16.19	16.08	
25RB-Middle (12)		711 (23130)	16.08	16.17	16.27	16.03	
		707.5 (23095)	16.73	16.24	16.23	16.47	
		704 (23060)	16.20	16.21	16.30	16.06	

	25RB-Low (0)	711 (23130)	16.22	16.20	16.20	16.17
		707.5 (23095)	16.19	16.24	16.24	16.12
		704 (23060)	16.25	16.16	16.13	16.39
	50RB (0)	711 (23130)	16.19	16.11	16.15	16.33
		707.5 (23095)	16.18	16.13	16.12	16.22
		704 (23060)	16.28	16.26	16.18	16.01

LTE B13-ANT0 (Power Level A1)

BANDWIDTH	Number of RBs	Frequency	QPSK	16QAM	64QAM	256QAM	
5MHz	1RB-High (24)	784.5 (23255)	24.14	23.37	22.41	19.54	
		782 (23230)	24.17	23.56	22.50	19.37	
		779.5 (23205)	24.20	23.41	22.44	19.30	
	1RB-Middle (12)	784.5 (23255)	24.17	23.86	22.41	19.37	
		782 (23230)	24.21	23.76	22.39	19.41	
		779.5 (23205)	24.06	23.60	22.46	19.06	
	1RB-Low (0)	784.5 (23255)	24.22	23.53	22.37	19.42	
		782 (23230)	24.16	23.48	22.45	19.46	
		779.5 (23205)	24.11	23.55	22.31	19.21	
	12RB-High (13)	784.5 (23255)	23.24	22.34	21.46	17.94	
		782 (23230)	23.28	22.44	21.37	18.38	
		779.5 (23205)	23.18	22.33	21.31	18.38	
	12RB-Middle (6)	784.5 (23255)	23.26	22.21	21.36	17.86	
		782 (23230)	23.30	22.22	21.29	18.10	
		779.5 (23205)	23.29	22.30	21.35	18.39	
	12RB-Low (0)	784.5 (23255)	23.20	22.22	21.16	18.10	
		782 (23230)	23.20	22.39	21.28	17.80	
		779.5 (23205)	23.29	22.36	21.27	17.89	
	25RB (0)	784.5 (23255)	23.20	22.18	21.36	18.30	
		782 (23230)	23.26	22.24	21.29	18.26	
		779.5 (23205)	23.22	22.32	21.17	18.02	
	10MHz	1RB-High (49)	782 (23230)	23.97	23.50	22.38	18.57
		1RB-Middle (24)	782 (23230)	24.15	23.39	22.47	19.45
1RB-Low (0)		782 (23230)	24.07	23.30	22.44	18.97	
25RB-High		782 (23230)	23.24	22.35	21.29	18.34	

	(25)					
	25RB-Middle (12)	782 (23230)	23.29	22.26	21.26	18.49
	25RB-Low (0)	782 (23230)	23.27	22.22	21.43	17.97
	50RB (0)	782 (23230)	23.20	22.27	21.36	18.00

LTE B13-ANT0 (Power Level B1)

BANDWIDTH	Number of RBs	Frequency	QPSK	16QAM	64QAM	256QAM
5MHz	1RB-High (24)	784.5 (23255)	18.92	18.92	18.90	19.05
		782 (23230)	18.86	19.08	18.87	19.01
		779.5 (23205)	19.03	19.02	19.12	18.97
	1RB-Middle (12)	784.5 (23255)	18.86	19.02	19.04	18.90
		782 (23230)	19.09	18.86	19.09	18.92
		779.5 (23205)	19.02	19.02	19.04	19.06
	1RB-Low (0)	784.5 (23255)	19.00	18.92	18.91	19.08
		782 (23230)	19.01	18.88	18.97	18.86
		779.5 (23205)	19.03	19.11	19.02	18.88
	12RB-High (13)	784.5 (23255)	18.96	18.97	18.92	19.12
		782 (23230)	19.02	19.08	18.93	19.10
		779.5 (23205)	19.11	19.02	18.98	19.07
	12RB-Middle (6)	784.5 (23255)	18.90	18.99	19.10	19.10
		782 (23230)	19.10	18.87	18.92	19.06
		779.5 (23205)	18.97	18.93	19.12	19.09
	12RB-Low (0)	784.5 (23255)	18.98	19.11	18.86	19.02
		782 (23230)	19.11	18.92	18.89	19.12
		779.5 (23205)	18.94	19.08	19.03	19.03
	25RB (0)	784.5 (23255)	18.87	18.90	18.86	19.06
		782 (23230)	19.08	19.02	19.02	19.11
		779.5 (23205)	19.04	19.05	19.02	19.11
10MHz	1RB-High (49)	782 (23230)	18.72	19.02	18.92	19.10
	1RB-Middle (24)	782 (23230)	19.03	19.13	18.96	19.01
	1RB-Low (0)	782 (23230)	18.91	19.26	19.04	18.87
	25RB-High (25)	782 (23230)	18.82	18.91	18.76	19.12

	25RB-Middle (12)	782 (23230)	18.96	18.86	18.86	19.11
	25RB-Low (0)	782 (23230)	18.87	18.92	18.83	18.88
	50RB (0)	782 (23230)	18.82	18.94	18.88	18.90

LTE B13-ANT0 (Power Level C1)

BANDWIDTH	Number of RBs	Frequency	QPSK	16QAM	64QAM	256QAM
5MHz	1RB-High (24)	784.5 (23255)	15.62	15.64	15.66	15.71
		782 (23230)	15.61	15.55	15.59	15.61
		779.5 (23205)	15.48	15.61	15.67	15.58
	1RB-Middle (12)	784.5 (23255)	15.61	15.56	15.46	15.70
		782 (23230)	15.46	15.45	15.60	15.67
		779.5 (23205)	15.59	15.58	15.69	15.69
	1RB-Low (0)	784.5 (23255)	15.76	15.60	15.55	15.63
		782 (23230)	15.55	15.54	15.82	15.48
		779.5 (23205)	15.63	15.67	15.61	15.53
	12RB-High (13)	784.5 (23255)	15.78	15.51	15.57	15.64
		782 (23230)	15.64	15.58	15.76	15.69
		779.5 (23205)	15.50	15.56	15.52	15.78
	12RB-Middle (6)	784.5 (23255)	15.62	15.68	15.72	15.48
		782 (23230)	15.52	15.64	15.63	15.68
		779.5 (23205)	15.45	15.75	15.65	15.80
	12RB-Low (0)	784.5 (23255)	15.60	15.72	15.53	15.59
		782 (23230)	15.49	15.82	15.47	15.80
		779.5 (23205)	15.61	15.45	15.71	15.66
	25RB (0)	784.5 (23255)	15.60	15.63	15.44	15.71
		782 (23230)	15.78	15.44	15.53	15.78
		779.5 (23205)	15.81	15.68	15.68	15.79
10MHz	1RB-High (49)	782 (23230)	15.30	15.64	15.44	15.68
	1RB-Middle (24)	782 (23230)	15.48	15.57	15.69	15.60
	1RB-Low (0)	782 (23230)	15.44	15.84	15.49	15.79
	25RB-High (25)	782 (23230)	15.50	15.47	15.48	15.59
	25RB-Middle (12)	782 (23230)	15.57	15.50	15.50	15.48

	25RB-Low (0)	782 (23230)	15.53	15.47	15.57	15.51
	50RB (0)	782 (23230)	15.37	15.54	15.43	15.47

LTE B14-ANT0 (Power Level A1)

BANDWIDTH	Number of RBs	Frequency	QPSK	16QAM	64QAM	256QAM
5MHz	1RB-High (24)	795.5 (23355)	24.13	23.41	22.32	19.53
		793 (23330)	24.20	23.53	22.41	19.30
		790.5 (23305)	24.07	23.44	22.52	19.37
	1RB-Middle (12)	795.5 (23355)	24.11	23.57	22.31	18.81
		793 (23330)	24.20	23.59	22.47	19.00
		790.5 (23305)	24.17	23.70	22.37	19.07
	1RB-Low (0)	795.5 (23355)	24.27	23.55	22.49	19.57
		793 (23330)	24.25	23.58	22.55	19.15
		790.5 (23305)	24.23	23.66	22.40	19.33
	12RB-High (13)	795.5 (23355)	23.19	22.23	21.33	18.29
		793 (23330)	23.20	22.32	21.26	18.50
		790.5 (23305)	23.19	22.27	21.22	18.39
	12RB-Middle (6)	795.5 (23355)	23.26	22.22	21.36	18.16
		793 (23330)	23.30	22.33	21.32	18.70
		790.5 (23305)	23.39	22.41	21.26	18.19
	12RB-Low (0)	795.5 (23355)	23.22	22.28	21.30	18.12
		793 (23330)	23.19	22.10	21.25	17.79
		790.5 (23305)	23.26	22.36	21.30	17.96
	25RB (0)	795.5 (23355)	23.18	22.16	21.26	18.48
		793 (23330)	23.15	22.15	21.25	17.85
		790.5 (23305)	23.27	22.29	21.39	18.67
10MHz	1RB-High (49)	793 (23330)	24.10	23.45	22.38	19.50
	1RB-Middle (24)	793 (23330)	24.16	23.37	23.39	18.96
	1RB-Low (0)	793 (23330)	24.14	23.51	23.09	18.94
	25RB-High (25)	793 (23330)	24.18	23.17	22.41	19.08
	25RB-Middle (12)	793 (23330)	24.19	23.14	22.35	19.19
	25RB-Low (0)	793 (23330)	24.17	23.13	22.45	19.27

	50RB (0)	793 (23330)	24.14	23.18	22.40	19.24

LTE B14-ANT0 (Power Level B1)

BANDWIDTH	Number of RBs	Frequency	QPSK	16QAM	64QAM	256QAM
5MHz	1RB-High (24)	795.5 (23355)	19.08	19.14	19.06	18.46
		793 (23330)	18.63	18.85	19.03	18.47
		790.5 (23305)	18.64	18.76	18.80	18.43
	1RB-Middle (12)	795.5 (23355)	18.68	18.77	18.73	18.64
		793 (23330)	18.73	19.10	19.08	18.59
		790.5 (23305)	18.63	18.78	18.81	18.50
	1RB-Low (0)	795.5 (23355)	19.16	18.97	18.70	18.60
		793 (23330)	19.11	18.80	18.70	18.52
		790.5 (23305)	18.85	19.03	19.06	18.53
	12RB-High (13)	795.5 (23355)	18.81	18.83	19.12	18.49
		793 (23330)	19.06	18.89	19.08	18.55
		790.5 (23305)	18.90	18.81	18.93	18.46
	12RB-Middle (6)	795.5 (23355)	18.82	19.17	19.01	18.48
		793 (23330)	18.62	18.78	18.98	18.65
		790.5 (23305)	19.12	18.79	18.97	18.62
	12RB-Low (0)	795.5 (23355)	18.77	19.04	18.73	18.63
		793 (23330)	18.98	18.86	19.03	18.52
		790.5 (23305)	18.82	18.91	18.76	18.43
	25RB (0)	795.5 (23355)	18.78	18.85	18.63	18.56
		793 (23330)	18.86	19.02	19.01	18.45
		790.5 (23305)	18.89	18.66	19.03	18.45
10MHz	1RB-High (49)	793 (23330)	18.71	19.04	18.95	18.62
	1RB-Middle (24)	793 (23330)	18.94	19.13	18.92	18.64
	1RB-Low (0)	793 (23330)	18.80	19.28	19.13	18.66
	25RB-High (25)	793 (23330)	18.75	18.91	18.94	18.43
	25RB-Middle (12)	793 (23330)	18.88	18.88	18.89	18.42
	25RB-Low (0)	793 (23330)	18.79	18.80	18.85	18.56
	50RB (0)	793 (23330)	18.76	18.85	18.94	18.65

--	--	--	--	--	--	--

LTE B14-ANT0 (Power Level C1)

BANDWIDTH	Number of RBs	Frequency	QPSK	16QAM	64QAM	256QAM
5MHz	1RB-High (24)	795.5 (23355)	15.24	15.30	15.43	15.47
		793 (23330)	15.47	15.31	15.37	15.25
		790.5 (23305)	15.25	15.41	15.22	15.32
	1RB-Middle (12)	795.5 (23355)	15.36	15.44	15.37	15.39
		793 (23330)	15.27	15.32	15.49	15.48
		790.5 (23305)	15.34	15.25	15.49	15.46
	1RB-Low (0)	795.5 (23355)	15.28	15.48	15.41	15.38
		793 (23330)	15.25	15.34	15.28	15.34
		790.5 (23305)	15.37	15.38	15.37	15.37
	12RB-High (13)	795.5 (23355)	15.30	15.27	15.28	15.48
		793 (23330)	15.47	15.31	15.31	15.45
		790.5 (23305)	15.32	15.43	15.22	15.27
	12RB-Middle (6)	795.5 (23355)	15.36	15.32	15.28	15.46
		793 (23330)	15.42	15.30	15.48	15.33
		790.5 (23305)	15.32	15.26	15.23	15.23
	12RB-Low (0)	795.5 (23355)	15.31	15.49	15.42	15.34
		793 (23330)	15.33	15.27	15.27	15.39
		790.5 (23305)	15.29	15.28	15.34	15.27
	25RB (0)	795.5 (23355)	15.33	15.49	15.48	15.25
		793 (23330)	15.22	15.47	15.48	15.30
		790.5 (23305)	15.49	15.29	15.31	15.46
10MHz	1RB-High (49)	793 (23330)	15.35	15.63	15.46	15.23
	1RB-Middle (24)	793 (23330)	15.47	15.58	15.31	15.32
	1RB-Low (0)	793 (23330)	15.32	15.58	15.41	15.48
	25RB-High (25)	793 (23330)	15.39	15.51	15.57	15.47
	25RB-Middle (12)	793 (23330)	15.52	15.60	15.57	15.25
	25RB-Low (0)	793 (23330)	15.36	15.52	15.68	15.48
	50RB (0)	793 (23330)	15.31	15.82	15.71	15.40

LTE B25-ANT0 (Power Level A1)

BANDWIDTH	Number of RBs	Frequency	QPSK	16QAM	64QAM	256QAM
1.4MHz	1RB-High (5)	1914.3 (26683)	24.05	23.11	22.16	18.95
		1882.5 (26365)	23.94	23.21	22.22	18.54
		1850.7 (26047)	23.82	23.21	22.25	18.72
	1RB-Middle (3)	1914.3 (26683)	24.18	23.25	22.41	19.08
		1882.5 (26365)	24.21	23.27	22.26	19.51
		1850.7 (26047)	23.86	23.17	22.13	19.26
	1RB-Low (0)	1914.3 (26683)	23.98	23.23	22.32	18.98
		1882.5 (26365)	23.93	23.12	22.25	18.73
		1850.7 (26047)	23.79	23.14	22.19	18.99
	3RB-High (3)	1914.3 (26683)	24.08	23.10	22.27	19.08
		1882.5 (26365)	23.99	23.11	22.11	19.29
		1850.7 (26047)	23.73	22.95	22.15	18.53
	3RB-Middle (1)	1914.3 (26683)	23.93	23.20	22.32	19.33
		1882.5 (26365)	24.01	23.05	22.18	19.11
		1850.7 (26047)	23.90	22.83	22.11	18.80
	3RB-Low (0)	1914.3 (26683)	24.08	23.29	22.19	18.78
		1882.5 (26365)	23.97	23.08	22.21	19.37
		1850.7 (26047)	23.89	22.92	22.07	19.09
	6RB (0)	1914.3 (26683)	23.17	22.29	21.15	18.27
		1882.5 (26365)	23.05	22.00	21.08	17.85
		1850.7 (26047)	22.89	22.02	21.03	17.59
3MHz	1RB-High (14)	1913.5 (26675)	24.13	23.49	22.65	19.23
		1882.5 (26365)	24.05	23.50	22.28	19.15
		1851.5 (26055)	23.94	23.25	21.21	18.94
	1RB-Middle (7)	1913.5 (26675)	24.21	23.44	22.31	19.11
		1882.5 (26365)	23.91	23.39	22.32	18.71
		1851.5 (26055)	23.86	23.19	22.03	18.56
	1RB-Low (0)	1913.5 (26675)	24.22	23.52	22.32	18.82
		1882.5 (26365)	23.99	23.39	22.29	19.29
		1851.5 (26055)	23.98	23.21	21.30	18.58
	8RB-High (7)	1913.5 (26675)	23.22	22.29	21.34	17.92
		1882.5 (26365)	23.11	22.12	21.17	18.21
		1851.5 (26055)	22.95	22.06	21.04	18.25
	8RB-Middle	1913.5 (26675)	23.21	22.35	21.36	18.51

	(4)	1882.5 (26365)	23.14	22.13	21.26	18.44
		1851.5 (26055)	23.01	22.00	21.13	17.61
	8RB-Low (0)	1913.5 (26675)	23.13	22.26	21.25	18.23
		1882.5 (26365)	23.02	22.07	21.15	17.82
		1851.5 (26055)	22.97	21.96	21.16	18.17
	15RB (0)	1913.5 (26675)	23.20	22.23	21.29	18.30
		1882.5 (26365)	23.17	22.15	21.18	18.17
		1851.5 (26055)	23.04	22.12	21.12	18.14
5MHz	1RB-High (24)	1912.5 (26665)	24.23	23.52	22.33	18.93
		1882.5 (26365)	24.07	23.40	22.36	18.87
		1852.5 (26065)	23.90	23.38	22.11	19.20
	1RB-Middle (12)	1912.5 (26665)	24.13	23.81	22.22	19.53
		1882.5 (26365)	23.99	23.36	22.22	18.59
		1852.5 (26065)	23.83	23.34	22.09	19.13
	1RB-Low (0)	1912.5 (26665)	24.13	23.42	22.30	18.73
		1882.5 (26365)	24.01	23.44	22.24	19.41
		1852.5 (26065)	23.95	23.28	21.45	19.25
	12RB-High (13)	1912.5 (26665)	23.28	22.35	21.09	18.58
		1882.5 (26365)	23.12	21.99	21.20	18.12
		1852.5 (26065)	22.99	22.15	21.03	17.59
	12RB-Middle (6)	1912.5 (26665)	23.26	22.25	21.16	17.96
		1882.5 (26365)	23.10	22.15	21.12	18.20
		1852.5 (26065)	23.06	22.01	21.08	17.66
	12RB-Low (0)	1912.5 (26665)	23.10	22.21	21.15	17.90
		1882.5 (26365)	23.05	21.90	21.10	17.65
		1852.5 (26065)	22.95	22.09	21.16	17.75
	25RB (0)	1912.5 (26665)	23.26	22.25	21.19	17.86
		1882.5 (26365)	23.14	22.11	21.19	18.34
		1852.5 (26065)	22.97	22.05	21.08	17.77
10MHz	1RB-High (49)	1910 (26640)	24.14	23.77	22.36	19.54
		1882.5 (26365)	23.96	23.52	22.18	18.76
		1855 (26090)	23.95	23.28	22.13	18.95
	1RB-Middle (24)	1910 (26640)	24.10	23.38	22.20	18.80
		1882.5 (26365)	23.96	23.34	22.23	19.16
		1855 (26090)	23.64	23.07	21.90	18.54
	1RB-Low (0)	1910 (26640)	24.12	23.53	22.32	19.52
		1882.5 (26365)	24.06	23.41	22.14	19.36
		1855 (26090)	23.95	23.19	21.50	19.35

	25RB-High (25)	1910 (26640)	23.26	22.31	21.20	18.66
		1882.5 (26365)	23.15	22.31	21.15	18.05
		1855 (26090)	23.05	22.04	20.75	18.35
	25RB-Middle (12)	1910 (26640)	23.25	22.25	21.18	18.65
		1882.5 (26365)	23.14	22.14	21.15	17.74
		1855 (26090)	23.10	22.06	20.59	18.10
	25RB-Low (0)	1910 (26640)	23.18	22.21	21.08	18.58
		1882.5 (26365)	22.97	22.05	21.07	18.37
		1855 (26090)	22.98	21.95	21.11	17.78
50RB (0)	1910 (26640)	23.14	22.27	21.19	17.74	
	1882.5 (26365)	23.11	22.18	21.20	18.31	
	1855 (26090)	23.06	22.11	20.65	18.16	
15MHz	1RB-High (74)	1907.5 (26615)	24.23	23.45	22.29	19.63
		1882.5 (26365)	23.88	23.43	22.11	19.08
		1857.5 (26115)	23.81	23.27	22.16	19.01
	1RB-Middle (37)	1907.5 (26615)	24.03	23.29	22.23	18.93
		1882.5 (26365)	23.88	23.11	22.10	19.28
		1857.5 (26115)	23.84	23.09	21.68	18.74
	1RB-Low (0)	1907.5 (26615)	24.08	23.36	22.19	19.38
		1882.5 (26365)	23.82	23.14	22.18	18.82
		1857.5 (26115)	23.82	23.14	21.31	18.92
	36RB-High (38)	1907.5 (26615)	23.19	22.17	21.22	17.79
		1882.5 (26365)	23.11	22.05	21.18	18.41
		1857.5 (26115)	22.97	21.97	21.12	18.37
	36RB-Middle (19)	1907.5 (26615)	23.27	22.16	21.20	18.37
		1882.5 (26365)	23.11	22.07	21.16	17.81
		1857.5 (26115)	23.00	22.02	20.63	17.60
	36RB-Low (0)	1907.5 (26615)	23.10	22.13	21.17	18.50
		1882.5 (26365)	22.99	21.96	21.05	17.79
		1857.5 (26115)	22.82	21.85	20.53	17.62
	75RB (0)	1907.5 (26615)	23.21	22.13	21.12	18.01
		1882.5 (26365)	23.11	22.06	21.03	18.41
		1857.5 (26115)	22.99	22.01	20.77	18.39
20MHz	1RB-High (99)	1905 (26590)	24.06	23.54	22.36	19.46
		1882.5 (26365)	23.92	23.24	22.17	18.82
		1860 (26140)	23.80	23.17	21.99	19.00
	1RB-Middle (50)	1905 (26590)	24.05	23.40	22.30	19.15
		1882.5 (26365)	24.19	23.25	22.16	19.59

	1RB-Low (0)	1860 (26140)	23.71	23.12	22.05	18.41
		1905 (26590)	24.12	23.35	22.19	19.22
		1882.5 (26365)	23.82	23.18	22.16	18.82
	50RB-High (50)	1860 (26140)	23.84	23.23	21.78	18.74
		1905 (26590)	23.24	22.24	21.26	18.64
		1882.5 (26365)	23.07	22.05	21.19	18.37
	50RB-Middle (25)	1860 (26140)	22.93	21.97	21.03	17.73
		1905 (26590)	23.26	22.22	21.33	17.96
		1882.5 (26365)	23.31	22.14	21.19	18.11
	50RB-Low (0)	1860 (26140)	23.06	22.01	21.12	17.66
		1905 (26590)	23.09	22.12	21.14	17.79
		1882.5 (26365)	23.02	21.98	21.09	18.32
	100RB (0)	1860 (26140)	22.86	22.02	20.56	17.56
		1905 (26590)	23.25	22.18	21.28	18.15
		1882.5 (26365)	23.04	22.05	21.06	17.84
		1860 (26140)	23.03	21.95	21.09	17.83

LTE B25-ANT0 (Power Level B1)

BANDWIDTH	Number of RBs	Frequency	QPSK	16QAM	64QAM	256QAM
1.4MHz	1RB-High (5)	1914.3 (26683)	13.97	13.90	13.97	13.94
		1882.5 (26365)	13.97	13.97	13.95	14.01
		1850.7 (26047)	13.89	13.96	13.93	13.89
	1RB-Middle (3)	1914.3 (26683)	14.06	14.01	14.05	13.89
		1882.5 (26365)	13.95	13.94	14.04	14.03
		1850.7 (26047)	13.90	14.03	13.99	13.88
	1RB-Low (0)	1914.3 (26683)	13.95	13.99	13.95	14.03
		1882.5 (26365)	13.91	13.98	13.89	14.02
		1850.7 (26047)	14.05	13.96	13.93	14.02
	3RB-High (3)	1914.3 (26683)	14.01	14.00	13.97	14.06
		1882.5 (26365)	13.88	14.06	14.05	13.90
		1850.7 (26047)	13.97	13.97	13.92	13.97
	3RB-Middle (1)	1914.3 (26683)	13.91	14.05	14.03	13.94
		1882.5 (26365)	13.89	13.98	13.98	13.94
		1850.7 (26047)	13.91	13.94	13.93	14.01
	3RB-Low (0)	1914.3 (26683)	13.90	13.96	13.88	13.88
		1882.5 (26365)	14.01	13.99	13.92	14.04
		1850.7 (26047)	13.96	13.98	13.98	14.04

	6RB (0)	1914.3 (26683)	14.06	13.92	14.03	13.88
		1882.5 (26365)	14.04	13.90	14.03	14.02
		1850.7 (26047)	14.06	14.01	14.01	14.06
3MHz	1RB-High (14)	1913.5 (26675)	14.04	13.95	14.06	14.05
		1882.5 (26365)	13.98	13.93	14.02	14.04
		1851.5 (26055)	13.89	14.05	13.88	13.91
	1RB-Middle (7)	1913.5 (26675)	13.91	13.93	14.00	13.88
		1882.5 (26365)	14.01	13.95	13.90	14.05
		1851.5 (26055)	14.00	13.95	14.05	14.06
	1RB-Low (0)	1913.5 (26675)	14.03	14.05	14.03	13.88
		1882.5 (26365)	14.01	13.97	13.98	13.99
		1851.5 (26055)	13.89	14.05	13.96	13.94
	8RB-High (7)	1913.5 (26675)	13.91	14.05	13.98	13.89
		1882.5 (26365)	14.00	13.99	13.99	13.93
		1851.5 (26055)	14.02	13.95	13.95	13.91
	8RB-Middle (4)	1913.5 (26675)	13.88	13.97	14.03	14.05
		1882.5 (26365)	13.92	13.96	13.94	13.90
		1851.5 (26055)	14.02	13.91	13.89	13.88
	8RB-Low (0)	1913.5 (26675)	13.96	13.88	13.95	14.00
		1882.5 (26365)	13.91	13.91	13.89	14.02
		1851.5 (26055)	14.06	13.99	13.93	14.00
	15RB (0)	1913.5 (26675)	14.00	13.93	14.06	13.94
		1882.5 (26365)	13.98	14.03	14.02	14.04
		1851.5 (26055)	14.04	13.95	13.88	13.90
5MHz	1RB-High (24)	1912.5 (26665)	13.94	13.94	13.88	13.92
		1882.5 (26365)	14.03	14.05	13.94	13.94
		1852.5 (26065)	13.97	14.02	13.89	13.95
	1RB-Middle (12)	1912.5 (26665)	14.06	13.95	14.01	13.96
		1882.5 (26365)	13.94	14.05	14.06	14.02
		1852.5 (26065)	14.01	13.97	13.90	13.94
	1RB-Low (0)	1912.5 (26665)	13.94	13.98	13.94	13.93
		1882.5 (26365)	13.93	14.01	14.01	13.98
		1852.5 (26065)	14.06	13.97	13.92	14.01
	12RB-High (13)	1912.5 (26665)	13.89	13.90	13.97	13.92
		1882.5 (26365)	14.01	13.94	13.98	13.96
		1852.5 (26065)	14.01	14.00	13.90	13.88
	12RB-Middle (6)	1912.5 (26665)	13.99	14.01	14.05	14.06
		1882.5 (26365)	14.06	13.94	13.91	14.06

	12RB-Low (0)	1852.5 (26065)	13.97	14.06	14.00	13.88
		1912.5 (26665)	13.93	13.98	13.96	13.90
		1882.5 (26365)	13.96	13.99	13.88	13.89
	25RB (0)	1852.5 (26065)	13.99	13.93	14.01	14.03
		1912.5 (26665)	14.02	13.91	14.04	13.97
		1882.5 (26365)	13.98	13.91	13.95	14.02
		1852.5 (26065)	13.89	13.96	13.97	14.00
10MHz	1RB-High (49)	1910 (26640)	14.03	13.92	13.97	13.91
		1882.5 (26365)	14.02	13.95	13.98	13.92
		1855 (26090)	13.99	14.06	14.06	14.02
	1RB-Middle (24)	1910 (26640)	13.99	14.06	13.93	13.97
		1882.5 (26365)	14.05	14.06	13.97	13.97
		1855 (26090)	13.90	13.97	13.99	13.89
	1RB-Low (0)	1910 (26640)	14.04	13.90	13.95	14.00
		1882.5 (26365)	14.05	13.91	13.95	13.90
		1855 (26090)	14.05	13.99	13.89	13.90
	25RB-High (25)	1910 (26640)	14.03	13.95	13.98	13.90
		1882.5 (26365)	13.98	13.88	13.91	13.88
		1855 (26090)	13.91	14.02	14.04	13.93
	25RB-Middle (12)	1910 (26640)	13.94	14.02	13.88	14.01
		1882.5 (26365)	13.92	13.96	13.95	13.90
		1855 (26090)	14.06	14.01	13.90	13.95
	25RB-Low (0)	1910 (26640)	13.97	13.93	13.95	13.96
		1882.5 (26365)	14.02	13.93	13.92	13.98
		1855 (26090)	13.92	14.02	13.90	13.88
	50RB (0)	1910 (26640)	13.98	13.92	13.96	14.05
		1882.5 (26365)	13.95	13.90	13.91	13.99
		1855 (26090)	14.03	13.92	13.92	13.98
15MHz	1RB-High (74)	1907.5 (26615)	13.89	14.00	14.06	13.98
		1882.5 (26365)	13.92	14.00	13.89	13.90
		1857.5 (26115)	13.93	14.01	14.01	14.00
	1RB-Middle (37)	1907.5 (26615)	13.96	13.92	13.89	14.06
		1882.5 (26365)	14.05	14.03	13.91	13.90
		1857.5 (26115)	14.05	13.98	13.98	14.05
	1RB-Low (0)	1907.5 (26615)	14.04	13.91	13.89	13.99
		1882.5 (26365)	14.04	13.91	13.98	13.93
		1857.5 (26115)	14.05	13.95	13.93	13.96
	36RB-High	1907.5 (26615)	13.94	13.95	13.90	14.04

	(38)	1882.5 (26365)	13.97	13.90	13.96	13.98
		1857.5 (26115)	14.06	13.99	14.01	13.98
	36RB-Middle (19)	1907.5 (26615)	13.98	13.92	13.94	13.93
		1882.5 (26365)	13.88	14.04	13.93	13.96
		1857.5 (26115)	13.91	13.89	14.04	13.98
	36RB-Low (0)	1907.5 (26615)	13.92	14.04	13.99	14.06
		1882.5 (26365)	13.97	13.88	13.90	13.96
		1857.5 (26115)	13.89	14.00	13.99	13.92
	75RB (0)	1907.5 (26615)	13.96	13.94	14.06	13.98
		1882.5 (26365)	13.88	13.94	13.88	14.05
		1857.5 (26115)	13.95	13.89	13.93	14.02
20MHz	1RB-High (99)	1905 (26590)	13.89	14.06	13.99	13.89
		1882.5 (26365)	13.87	14.15	14.20	13.93
		1860 (26140)	13.79	14.12	14.14	14.06
	1RB-Middle (50)	1905 (26590)	13.85	14.37	14.19	13.98
		1882.5 (26365)	14.10	14.26	14.12	13.98
		1860 (26140)	13.75	14.04	14.03	14.02
	1RB-Low (0)	1905 (26590)	13.97	14.27	14.21	14.02
		1882.5 (26365)	13.76	14.25	14.11	13.93
		1860 (26140)	13.74	14.12	14.01	13.94
	50RB-High (50)	1905 (26590)	14.02	14.24	14.15	13.91
		1882.5 (26365)	13.99	14.04	14.02	13.93
		1860 (26140)	13.89	14.06	13.96	14.01
	50RB-Middle (25)	1905 (26590)	14.05	14.14	14.12	13.89
		1882.5 (26365)	14.12	14.03	13.95	14.06
		1860 (26140)	13.92	13.97	13.89	13.91
	50RB-Low (0)	1905 (26590)	14.09	14.11	14.12	13.90
		1882.5 (26365)	13.98	14.00	13.97	14.06
		1860 (26140)	13.87	13.93	13.88	13.99
	100RB (0)	1905 (26590)	14.05	14.18	14.12	13.88
		1882.5 (26365)	14.01	13.96	13.95	13.95
		1860 (26140)	13.98	13.93	13.95	13.89

LTE B25-ANT0 (Power Level C1)

BANDWIDTH	Number of RBs	Frequency	QPSK	16QAM	64QAM	256QAM
1.4MHz	1RB-High (5)	1914.3 (26683)	10.60	10.46	11.11	10.44

		1882.5 (26365)	10.95	10.60	10.57	10.87
		1850.7 (26047)	10.65	10.61	10.44	11.07
	1RB-Middle (3)	1914.3 (26683)	10.71	10.54	10.93	10.73
		1882.5 (26365)	11.00	10.45	10.60	11.21
	1RB-Low (0)	1850.7 (26047)	10.55	10.57	10.73	10.54
		1914.3 (26683)	10.75	10.87	10.66	10.86
		1882.5 (26365)	11.19	11.16	10.70	10.72
	3RB-High (3)	1850.7 (26047)	10.60	10.59	10.75	10.80
		1914.3 (26683)	10.56	10.84	10.72	10.93
		1882.5 (26365)	10.54	11.18	10.73	10.94
	3RB-Middle (1)	1850.7 (26047)	10.78	10.98	10.68	11.13
		1914.3 (26683)	10.62	10.86	10.92	11.13
		1882.5 (26365)	10.57	11.20	10.52	10.56
	3RB-Low (0)	1850.7 (26047)	10.60	10.62	10.88	10.70
		1914.3 (26683)	11.18	10.53	10.74	11.20
		1882.5 (26365)	10.45	10.93	11.14	10.98
	6RB (0)	1850.7 (26047)	10.61	10.78	10.86	10.86
		1914.3 (26683)	10.85	10.75	10.62	10.51
		1882.5 (26365)	10.64	10.76	11.14	11.15
	3MHz	1RB-High (14)	1882.5 (26365)	10.97	10.86	11.10
1913.5 (26675)			11.22	11.13	10.81	10.48
1851.5 (26055)			10.43	11.15	11.06	10.62
1RB-Middle (7)		1851.5 (26055)	10.51	10.76	11.05	10.63
		1882.5 (26365)	11.17	11.13	11.22	10.70
		1913.5 (26675)	10.98	10.49	10.77	10.46
1RB-Low (0)		1913.5 (26675)	11.19	10.88	10.90	10.65
		1882.5 (26365)	10.98	10.96	11.15	11.19
		1851.5 (26055)	10.93	10.43	11.22	11.04
8RB-High (7)		1851.5 (26055)	10.61	11.13	11.01	10.88
		1882.5 (26365)	10.62	10.93	10.78	10.52
		1913.5 (26675)	10.81	11.09	10.90	11.12
8RB-Middle (4)		1851.5 (26055)	11.10	10.43	10.77	10.96
		1882.5 (26365)	10.75	10.60	10.89	10.57
		1913.5 (26675)	10.94	11.00	10.62	10.59
8RB-Low (0)		1851.5 (26055)	10.58	10.91	10.90	10.46
		1882.5 (26365)	10.59	10.98	11.14	10.76
		1913.5 (26675)	10.51	11.19	10.91	10.97
15RB (0)		1913.5 (26675)	11.11	10.94	10.49	10.55

		1882.5 (26365)	10.86	11.23	10.63	10.79
		1851.5 (26055)	10.91	10.84	10.47	10.82
5MHz	1RB-High (24)	1912.5 (26665)	10.50	10.70	11.10	10.77
		1882.5 (26365)	10.58	11.13	10.95	11.22
		1852.5 (26065)	10.67	11.11	11.15	10.42
	1RB-Middle (12)	1912.5 (26665)	10.43	10.60	10.45	11.12
		1882.5 (26365)	10.58	11.21	10.77	10.63
		1852.5 (26065)	11.06	11.08	10.97	11.09
	1RB-Low (0)	1912.5 (26665)	10.81	10.89	10.65	10.75
		1882.5 (26365)	10.94	10.66	11.09	10.83
		1852.5 (26065)	10.71	11.03	11.16	10.72
	12RB-High (13)	1912.5 (26665)	11.18	10.42	11.03	10.92
		1882.5 (26365)	11.10	11.10	11.13	10.69
		1852.5 (26065)	10.90	10.86	11.21	10.94
	12RB-Middle (6)	1912.5 (26665)	10.77	10.96	10.95	10.76
		1882.5 (26365)	11.17	10.42	10.73	11.12
		1852.5 (26065)	10.78	10.89	11.16	10.91
	12RB-Low (0)	1912.5 (26665)	11.08	10.92	11.06	10.78
		1882.5 (26365)	10.61	10.92	11.18	10.88
		1852.5 (26065)	10.95	11.08	10.82	10.71
	25RB (0)	1912.5 (26665)	10.63	10.59	10.58	10.80
		1882.5 (26365)	10.49	10.91	10.76	10.95
		1852.5 (26065)	10.53	10.51	10.84	10.53
10MHz	1RB-High (49)	1910 (26640)	10.75	10.72	10.53	11.17
		1882.5 (26365)	10.58	10.87	10.55	11.18
		1855 (26090)	11.18	10.84	10.90	10.70
	1RB-Middle (24)	1910 (26640)	10.45	10.96	11.02	10.72
		1882.5 (26365)	10.46	10.97	10.85	11.01
		1855 (26090)	11.19	11.12	10.99	10.91
	1RB-Low (0)	1910 (26640)	10.61	10.88	10.53	10.52
		1882.5 (26365)	10.45	10.54	10.95	10.97
		1855 (26090)	10.53	10.60	10.71	11.02
	25RB-High (25)	1910 (26640)	10.48	10.66	10.78	10.46
		1882.5 (26365)	10.54	10.90	10.81	10.56
		1855 (26090)	10.43	10.47	10.66	10.78
	25RB-Middle (12)	1910 (26640)	10.96	10.62	10.61	11.07
		1882.5 (26365)	10.75	10.67	10.88	10.72
		1855 (26090)	11.21	10.51	10.94	10.56

	25RB-Low (0)	1910 (26640)	10.97	10.83	11.18	10.52
		1882.5 (26365)	10.87	10.99	10.88	10.78
		1855 (26090)	10.61	10.73	10.90	10.84
	50RB (0)	1910 (26640)	10.61	11.01	11.21	10.96
		1882.5 (26365)	11.12	10.88	11.14	10.84
		1855 (26090)	11.22	10.94	10.82	10.69
15MHz	1RB-High (74)	1907.5 (26615)	10.87	11.13	10.96	10.80
		1882.5 (26365)	10.52	10.81	11.16	10.67
		1857.5 (26115)	10.98	10.86	10.48	10.96
	1RB-Middle (37)	1907.5 (26615)	11.22	11.01	11.17	11.13
		1882.5 (26365)	10.83	11.14	10.77	10.70
		1857.5 (26115)	10.78	10.97	10.46	10.61
	1RB-Low (0)	1907.5 (26615)	11.21	10.88	10.95	10.43
		1882.5 (26365)	10.44	10.98	11.13	11.12
		1857.5 (26115)	10.64	10.71	10.64	11.09
	36RB-High (38)	1907.5 (26615)	10.52	11.19	11.20	10.97
		1882.5 (26365)	10.66	10.68	10.72	10.66
		1857.5 (26115)	11.04	10.45	10.59	10.47
	36RB-Middle (19)	1907.5 (26615)	11.11	11.05	10.87	10.51
		1882.5 (26365)	10.85	10.63	10.73	10.98
		1857.5 (26115)	10.71	11.05	10.99	10.59
	36RB-Low (0)	1907.5 (26615)	10.94	11.21	11.04	10.97
		1882.5 (26365)	10.96	11.11	10.44	10.64
		1857.5 (26115)	11.12	11.21	10.72	11.11
	75RB (0)	1907.5 (26615)	10.73	10.56	10.52	11.03
		1882.5 (26365)	10.60	10.89	10.92	11.06
		1857.5 (26115)	11.02	11.05	11.05	10.60
20MHz	1RB-High (99)	1905 (26590)	10.71	11.01	10.83	10.56
		1882.5 (26365)	10.52	11.00	10.60	10.85
		1860 (26140)	10.41	10.85	10.48	10.88
	1RB-Middle (50)	1905 (26590)	10.63	10.95	10.88	10.44
		1882.5 (26365)	10.73	10.88	10.69	10.83
		1860 (26140)	10.35	10.79	10.51	10.58
	1RB-Low (0)	1905 (26590)	10.66	11.03	10.65	10.70
		1882.5 (26365)	10.58	10.84	10.51	11.09
		1860 (26140)	10.42	10.88	10.57	10.57
	50RB-High (50)	1905 (26590)	10.91	10.83	10.85	11.09
		1882.5 (26365)	10.75	10.68	10.71	10.55

	50RB-Middle (25)	1860 (26140)	10.70	10.62	10.68	11.04
		1905 (26590)	10.81	10.74	10.82	10.54
		1882.5 (26365)	10.94	10.74	10.68	10.84
		1860 (26140)	10.63	10.65	10.69	11.15
	50RB-Low (0)	1905 (26590)	10.84	10.75	10.69	10.86
		1882.5 (26365)	10.66	10.60	10.61	10.87
		1860 (26140)	10.59	10.62	10.55	11.16
	100RB (0)	1905 (26590)	10.78	10.67	10.70	10.44
		1882.5 (26365)	10.70	10.61	10.65	10.45
		1860 (26140)	10.65	10.59	10.67	11.15

LTE B26-ANT0 (Power Level A1)

BANDWIDTH	Number of RBs	Frequency	QPSK	16QAM	64QAM	256QAM
1.4MHz	1RB-High (5)	848.3 (27033)	24.17	23.29	22.45	19.47
		831.5 (26865)	24.11	23.50	22.42	18.71
		814.7 (26697)	24.12	23.45	22.31	18.92
	1RB-Middle (3)	848.3 (27033)	24.24	23.41	22.54	18.84
		831.5 (26865)	24.11	23.61	22.52	19.31
		814.7 (26697)	24.30	23.49	22.60	19.70
	1RB-Low (0)	848.3 (27033)	24.04	23.39	22.50	19.14
		831.5 (26865)	24.13	23.36	22.28	18.83
		814.7 (26697)	24.13	23.34	22.30	19.43
	3RB-High (3)	848.3 (27033)	24.19	23.23	22.32	19.59
		831.5 (26865)	24.21	23.32	22.33	18.81
		814.7 (26697)	24.24	23.35	22.36	19.24
	3RB-Middle (1)	848.3 (27033)	24.34	23.21	22.25	18.94
		831.5 (26865)	24.22	23.25	22.18	19.32
		814.7 (26697)	24.28	23.12	22.48	19.08
	3RB-Low (0)	848.3 (27033)	24.23	23.23	22.33	19.13
		831.5 (26865)	24.27	23.30	22.29	19.07
		814.7 (26697)	24.30	23.34	22.20	19.10
	6RB (0)	848.3 (27033)	23.21	22.25	21.26	18.61
		831.5 (26865)	23.13	22.19	21.13	18.33
		814.7 (26697)	23.35	22.45	21.27	17.95
3MHz	1RB-High (14)	847.5 (27025)	24.18	23.57	22.47	18.88
		831.5 (26865)	24.31	23.62	22.59	19.31

		815.5 (26705)	24.18	23.62	22.88	18.88
	1RB-Middle (7)	847.5 (27025)	24.07	23.87	22.23	19.47
		831.5 (26865)	24.22	23.88	22.38	19.22
		815.5 (26705)	24.36	23.75	22.78	19.56
	1RB-Low (0)	847.5 (27025)	24.26	23.61	22.37	19.26
		831.5 (26865)	24.21	23.54	22.48	19.01
		815.5 (26705)	24.21	23.76	22.87	18.81
	8RB-High (7)	847.5 (27025)	23.27	22.40	21.28	18.67
		831.5 (26865)	23.26	22.30	21.34	18.16
		815.5 (26705)	23.35	22.37	21.69	18.15
	8RB-Middle (4)	847.5 (27025)	23.32	22.39	21.43	18.72
		831.5 (26865)	23.33	22.39	21.35	18.63
		815.5 (26705)	23.38	22.47	21.73	18.78
	8RB-Low (0)	847.5 (27025)	23.36	22.41	21.40	17.96
		831.5 (26865)	23.23	22.25	21.31	18.43
		815.5 (26705)	23.35	22.49	21.75	18.35
	15RB (0)	847.5 (27025)	23.31	22.28	21.30	18.31
		831.5 (26865)	23.23	22.35	21.29	18.33
		815.5 (26705)	23.39	22.34	21.71	17.99
5MHz	1RB-High (24)	846.5 (27015)	24.32	23.47	22.39	19.52
		831.5 (26865)	24.30	23.60	22.43	19.00
		816.5 (26715)	24.23	23.47	22.39	19.13
	1RB-Middle (12)	846.5 (27015)	24.28	23.62	22.37	18.88
		831.5 (26865)	24.27	23.97	22.46	18.97
		816.5 (26715)	24.28	23.69	22.41	19.38
	1RB-Low (0)	846.5 (27015)	24.29	23.63	22.28	19.49
		831.5 (26865)	24.21	23.60	22.40	18.81
		816.5 (26715)	24.28	23.69	22.45	19.08
	12RB-High (13)	846.5 (27015)	23.31	22.40	21.26	18.31
		831.5 (26865)	23.38	22.38	21.24	18.28
		816.5 (26715)	23.34	22.36	21.29	18.24
	12RB-Middle (6)	846.5 (27015)	23.37	22.45	21.33	18.77
		831.5 (26865)	23.35	22.28	21.29	18.75
		816.5 (26715)	23.34	22.37	21.26	18.54
	12RB-Low (0)	846.5 (27015)	23.35	22.43	21.29	18.45
		831.5 (26865)	23.21	22.29	21.29	18.61
		816.5 (26715)	23.44	22.42	21.38	18.24
	25RB (0)	846.5 (27015)	23.33	22.33	21.24	17.93
		831.5 (26865)	23.28	22.28	21.28	18.08

		816.5 (26715)	23.36	22.41	21.41	18.56
10MHz	1RB-High (49)	844 (26990)	24.18	23.80	22.36	18.98
		831.5 (26865)	24.24	23.47	22.46	19.54
		820 (26750)	24.19	23.66	22.36	18.89
	1RB-Middle (24)	844 (26990)	24.28	23.45	22.52	19.18
		831.5 (26865)	24.26	23.51	22.45	19.36
		820 (26750)	24.20	23.38	22.70	19.40
	1RB-Low (0)	844 (26990)	24.28	23.79	22.21	19.58
		831.5 (26865)	24.27	23.76	22.29	19.37
		820 (26750)	24.34	23.85	22.41	19.04
	25RB-High (25)	844 (26990)	23.33	22.46	21.44	18.63
		831.5 (26865)	23.40	22.42	21.43	18.40
		820 (26750)	23.27	22.37	21.41	18.17
	25RB-Middle (12)	844 (26990)	23.32	22.38	21.28	18.62
		831.5 (26865)	23.30	22.34	21.29	18.00
		820 (26750)	23.32	22.43	21.37	18.32
	25RB-Low (0)	844 (26990)	23.30	22.35	21.28	18.40
		831.5 (26865)	23.31	22.32	21.31	18.61
		820 (26750)	23.33	22.34	21.41	18.73
50RB (0)	844 (26990)	23.26	22.35	21.34	18.16	
	831.5 (26865)	23.23	22.32	21.32	17.83	
	820 (26750)	23.36	22.39	21.42	18.16	
15MHz	1RB-High (74)	841.5 (26965)	24.04	23.51	22.24	18.74
		831.5 (26865)	24.12	23.47	22.25	19.32
		822.5 (26775)	24.02	23.67	22.34	18.82
	1RB-Middle (37)	841.5 (26965)	24.15	23.61	22.39	19.25
		831.5 (26865)	24.24	23.52	22.28	19.04
		822.5 (26775)	24.10	23.34	22.28	18.80
	1RB-Low (0)	841.5 (26965)	24.16	23.49	22.33	19.16
		831.5 (26865)	24.20	23.45	22.29	19.50
		822.5 (26775)	24.10	23.75	22.28	19.20
	36RB-High (38)	841.5 (26965)	23.27	22.37	21.36	17.87
		831.5 (26865)	23.30	22.30	21.37	18.60
		822.5 (26775)	23.21	22.23	21.27	18.11
	36RB-Middle (19)	841.5 (26965)	23.34	22.30	21.37	18.42
		831.5 (26865)	23.33	22.23	21.21	18.13
		822.5 (26775)	23.25	22.26	21.30	18.45
36RB-Low (0)	841.5 (26965)	23.24	22.21	21.23	18.14	

		831.5 (26865)	23.22	22.21	21.21	18.02
		822.5 (26775)	23.18	22.18	21.21	18.48
	75RB (0)	841.5 (26965)	23.32	22.24	21.17	18.02
		831.5 (26865)	23.21	22.22	21.25	18.21
		822.5 (26775)	23.22	22.24	21.16	17.82

LTE B26-ANT0 (Power Level B1)

BANDWIDTH	Number of RBs	Frequency	QPSK	16QAM	64QAM	256QAM
1.4MHz	1RB-High (5)	848.3 (27033)	19.11	19.06	19.08	19.01
		831.5 (26865)	18.92	19.10	18.91	18.90
		814.7 (26697)	18.88	19.12	18.99	18.89
	1RB-Middle (3)	848.3 (27033)	19.04	18.93	18.93	19.12
		831.5 (26865)	19.12	19.03	19.00	18.87
		814.7 (26697)	19.05	19.03	18.89	18.97
	1RB-Low (0)	848.3 (27033)	19.01	19.01	19.00	18.87
		831.5 (26865)	18.96	19.11	18.96	19.10
		814.7 (26697)	18.87	18.94	19.07	19.05
	3RB-High (3)	848.3 (27033)	19.04	19.06	19.12	19.12
		831.5 (26865)	19.08	19.03	18.91	19.06
		814.7 (26697)	18.86	19.06	19.08	18.91
	3RB-Middle (1)	848.3 (27033)	19.04	19.00	19.01	18.94
		831.5 (26865)	18.90	19.11	18.93	19.04
		814.7 (26697)	18.99	19.12	18.99	19.06
	3RB-Low (0)	848.3 (27033)	18.98	19.03	18.95	18.94
		831.5 (26865)	18.95	19.09	19.07	19.00
		814.7 (26697)	18.99	19.05	19.10	18.95
	6RB (0)	848.3 (27033)	18.90	18.97	18.96	18.92
		831.5 (26865)	19.08	19.07	18.98	18.99
		814.7 (26697)	19.00	19.07	18.89	19.00
3MHz	1RB-High (14)	847.5 (27025)	18.88	18.93	19.02	18.91
		831.5 (26865)	19.07	18.93	19.03	19.01
		815.5 (26705)	19.06	18.90	18.91	18.92
	1RB-Middle (7)	847.5 (27025)	18.99	18.96	18.97	19.02
		831.5 (26865)	19.06	18.90	18.97	18.93
		815.5 (26705)	19.12	19.01	18.98	19.08
	1RB-Low (0)	847.5 (27025)	19.01	18.96	19.03	18.99

		831.5 (26865)	18.90	18.88	18.95	18.91	
		815.5 (26705)	18.93	19.08	19.09	19.12	
	8RB-High (7)	847.5 (27025)	19.10	19.08	18.99	19.05	
		831.5 (26865)	18.95	18.89	19.08	18.98	
		815.5 (26705)	18.89	18.95	18.99	18.94	
	8RB-Middle (4)	847.5 (27025)	19.10	18.89	18.92	18.95	
		831.5 (26865)	19.08	19.10	19.05	19.03	
		815.5 (26705)	19.06	19.00	18.96	18.93	
	8RB-Low (0)	847.5 (27025)	19.10	18.91	18.98	18.90	
		831.5 (26865)	19.11	18.92	18.95	19.11	
		815.5 (26705)	19.04	18.94	18.86	19.06	
	15RB (0)	847.5 (27025)	19.08	18.89	19.04	19.01	
		831.5 (26865)	19.10	19.01	19.11	19.06	
815.5 (26705)		18.94	18.89	19.06	19.11		
5MHz	1RB-High (24)	846.5 (27015)	19.02	18.92	18.98	18.91	
		831.5 (26865)	19.05	19.01	18.95	18.91	
		816.5 (26715)	19.02	18.90	18.99	18.94	
	1RB-Middle (12)	846.5 (27015)	18.91	18.98	18.87	18.97	
		831.5 (26865)	18.94	18.98	18.95	19.08	
		816.5 (26715)	18.97	19.05	18.99	19.05	
	1RB-Low (0)	846.5 (27015)	19.10	18.94	19.06	18.89	
		831.5 (26865)	18.87	19.02	18.93	18.95	
		816.5 (26715)	19.05	19.04	19.01	18.89	
	12RB-High (13)	846.5 (27015)	18.96	18.89	19.10	19.09	
		831.5 (26865)	18.94	19.11	18.96	18.97	
		816.5 (26715)	18.94	18.94	19.06	19.02	
	12RB-Middle (6)	846.5 (27015)	18.99	18.96	19.07	19.04	
		831.5 (26865)	19.01	18.97	18.88	18.97	
		816.5 (26715)	18.87	18.91	19.00	19.08	
	12RB-Low (0)	846.5 (27015)	18.92	19.04	18.94	19.11	
		831.5 (26865)	18.93	19.07	19.01	18.89	
		816.5 (26715)	18.92	18.88	18.89	18.99	
	25RB (0)	846.5 (27015)	18.86	18.92	19.03	18.93	
		831.5 (26865)	18.88	19.01	18.94	18.95	
		816.5 (26715)	18.94	19.07	19.09	19.04	
	10MHz	1RB-High (49)	844 (26990)	19.02	18.89	19.09	18.90
			831.5 (26865)	19.06	18.99	18.94	18.96
820 (26750)			19.07	19.06	18.91	19.07	

	1RB-Middle (24)	844 (26990)	18.96	19.02	18.98	18.98
		831.5 (26865)	18.89	19.01	19.00	19.11
		820 (26750)	19.04	19.02	18.95	19.03
	1RB-Low (0)	844 (26990)	19.09	18.96	18.88	19.09
		831.5 (26865)	19.11	19.02	18.92	19.07
		820 (26750)	19.07	18.88	18.99	19.02
	25RB-High (25)	844 (26990)	19.11	18.96	18.87	19.12
		831.5 (26865)	18.91	19.08	19.09	18.92
		820 (26750)	19.07	18.94	18.93	19.10
	25RB-Middle (12)	844 (26990)	19.04	18.99	18.92	19.11
		831.5 (26865)	18.88	18.99	19.11	18.88
		820 (26750)	18.98	18.96	18.98	19.07
	25RB-Low (0)	844 (26990)	18.87	19.02	19.08	19.01
		831.5 (26865)	18.90	18.93	18.98	19.05
		820 (26750)	19.10	19.04	19.10	18.98
50RB (0)	844 (26990)	19.12	18.90	18.88	19.12	
	831.5 (26865)	19.09	18.93	19.03	19.11	
	820 (26750)	19.06	18.89	18.93	19.08	
15MHz	1RB-High (74)	841.5 (26965)	18.74	19.11	18.92	18.93
		831.5 (26865)	18.91	19.20	19.04	19.03
		822.5 (26775)	18.81	19.10	18.96	18.94
	1RB-Middle (37)	841.5 (26965)	18.91	19.21	19.04	19.11
		831.5 (26865)	18.94	19.19	19.02	18.92
		822.5 (26775)	18.84	19.10	19.06	18.93
	1RB-Low (0)	841.5 (26965)	18.85	19.16	19.08	19.10
		831.5 (26865)	18.81	19.16	19.05	19.07
		822.5 (26775)	18.93	19.25	19.07	18.91
	36RB-High (38)	841.5 (26965)	19.00	18.86	18.95	18.99
		831.5 (26865)	19.00	18.97	18.87	19.03
		822.5 (26775)	19.05	18.84	18.87	19.05
	36RB-Middle (19)	841.5 (26965)	18.91	18.89	18.89	19.08
		831.5 (26865)	19.06	18.88	18.91	19.11
		822.5 (26775)	19.01	18.90	18.93	18.93
	36RB-Low (0)	841.5 (26965)	18.87	18.88	18.86	19.01
		831.5 (26865)	18.91	18.87	18.89	18.86
		822.5 (26775)	18.84	18.90	18.86	19.04
	75RB (0)	841.5 (26965)	18.94	18.92	18.92	19.01
		831.5 (26865)	18.84	18.84	18.87	18.87
		822.5 (26775)	19.02	18.94	18.97	18.94

LTE B26-ANT0 (Power Level C1)

BANDWIDTH	Number of RBs	Frequency	QPSK	16QAM	64QAM	256QAM
1.4MHz	1RB-High (5)	848.3 (27033)	15.21	15.25	15.38	15.04
		831.5 (26865)	15.49	15.31	15.05	15.11
		814.7 (26697)	15.45	15.37	15.48	15.37
	1RB-Middle (3)	848.3 (27033)	15.07	15.51	15.11	15.10
		831.5 (26865)	15.55	15.14	15.16	15.40
		814.7 (26697)	15.34	15.17	15.52	15.44
	1RB-Low (0)	848.3 (27033)	15.50	15.07	15.13	15.28
		831.5 (26865)	15.45	15.35	15.40	15.29
		814.7 (26697)	15.04	15.53	15.04	15.17
	3RB-High (3)	848.3 (27033)	15.37	15.27	15.30	15.45
		831.5 (26865)	15.58	15.51	15.04	15.21
		814.7 (26697)	15.42	15.13	15.11	15.44
	3RB-Middle (1)	848.3 (27033)	15.36	15.51	15.38	15.55
		831.5 (26865)	15.45	15.52	15.37	15.30
		814.7 (26697)	15.50	15.04	15.51	15.39
	3RB-Low (0)	848.3 (27033)	15.35	15.24	15.57	15.51
		831.5 (26865)	15.05	15.28	15.10	15.39
		814.7 (26697)	15.17	15.34	15.20	15.52
	6RB (0)	848.3 (27033)	15.16	15.56	15.27	15.42
		831.5 (26865)	15.23	15.35	15.07	15.30
		814.7 (26697)	15.51	15.39	15.55	15.44
3MHz	1RB-High (14)	847.5 (27025)	15.20	15.45	15.09	15.07
		831.5 (26865)	15.46	15.22	15.25	15.26
		815.5 (26705)	15.44	15.22	15.26	15.46
	1RB-Middle (7)	847.5 (27025)	15.55	15.39	15.46	15.18
		831.5 (26865)	15.18	15.16	15.07	15.05
		815.5 (26705)	15.33	15.25	15.39	15.12
	1RB-Low (0)	847.5 (27025)	15.05	15.14	15.53	15.27
		831.5 (26865)	15.28	15.35	15.10	15.50
		815.5 (26705)	15.33	15.34	15.04	15.13
	8RB-High (7)	847.5 (27025)	15.50	15.21	15.51	15.10
		831.5 (26865)	15.30	15.55	15.16	15.11
		815.5 (26705)	15.25	15.42	15.57	15.06

	8RB-Middle (4)	847.5 (27025)	15.52	15.55	15.57	15.31	
		831.5 (26865)	15.30	15.39	15.15	15.44	
		815.5 (26705)	15.44	15.46	15.52	15.41	
	8RB-Low (0)	847.5 (27025)	15.23	15.50	15.33	15.36	
		831.5 (26865)	15.23	15.06	15.04	15.57	
		815.5 (26705)	15.29	15.13	15.15	15.34	
	15RB (0)	847.5 (27025)	15.33	15.23	15.46	15.52	
		831.5 (26865)	15.22	15.16	15.24	15.45	
		815.5 (26705)	15.34	15.05	15.35	15.38	
5MHz	1RB-High (24)	846.5 (27015)	15.42	15.20	15.22	15.31	
		831.5 (26865)	15.32	15.48	15.46	15.04	
		816.5 (26715)	15.44	15.32	15.57	15.42	
	1RB-Middle (12)	846.5 (27015)	15.18	15.23	15.17	15.55	
		831.5 (26865)	15.32	15.25	15.11	15.43	
		816.5 (26715)	15.20	15.20	15.50	15.11	
	1RB-Low (0)	846.5 (27015)	15.38	15.17	15.09	15.29	
		831.5 (26865)	15.13	15.21	15.13	15.05	
		816.5 (26715)	15.30	15.28	15.40	15.11	
	12RB-High (13)	846.5 (27015)	15.53	15.09	15.16	15.35	
		831.5 (26865)	15.54	15.05	15.05	15.33	
		816.5 (26715)	15.10	15.49	15.29	15.51	
	12RB-Middle (6)	846.5 (27015)	15.44	15.58	15.13	15.16	
		831.5 (26865)	15.57	15.53	15.06	15.13	
		816.5 (26715)	15.39	15.44	15.29	15.13	
	12RB-Low (0)	846.5 (27015)	15.36	15.40	15.10	15.08	
		831.5 (26865)	15.35	15.28	15.48	15.54	
		816.5 (26715)	15.50	15.18	15.45	15.47	
	25RB (0)	846.5 (27015)	15.30	15.09	15.28	15.32	
		831.5 (26865)	15.35	15.45	15.38	15.29	
		816.5 (26715)	15.09	15.43	15.52	15.25	
	10MHz	1RB-High (49)	844 (26990)	15.12	15.24	15.52	15.57
			831.5 (26865)	15.06	15.17	15.26	15.22
820 (26750)			15.09	15.37	15.48	15.20	
1RB-Middle (24)		844 (26990)	15.06	15.20	15.56	15.51	
		831.5 (26865)	15.09	15.47	15.22	15.27	
		820 (26750)	15.51	15.58	15.13	15.42	
1RB-Low (0)		844 (26990)	15.55	15.54	15.50	15.45	
	831.5 (26865)	15.26	15.30	15.58	15.57		

	25RB-High (25)	820 (26750)	15.29	15.41	15.22	15.55
		844 (26990)	15.09	15.23	15.47	15.40
		831.5 (26865)	15.43	15.11	15.38	15.40
	25RB-Middle (12)	820 (26750)	15.26	15.49	15.14	15.18
		844 (26990)	15.16	15.25	15.40	15.12
		831.5 (26865)	15.19	15.12	15.28	15.10
	25RB-Low (0)	820 (26750)	15.17	15.04	15.15	15.26
		844 (26990)	15.13	15.15	15.27	15.57
		831.5 (26865)	15.19	15.22	15.39	15.15
	50RB (0)	820 (26750)	15.05	15.15	15.16	15.18
		844 (26990)	15.24	15.41	15.38	15.56
		831.5 (26865)	15.37	15.42	15.16	15.09
		820 (26750)	15.27	15.13	15.37	15.12
15MHz	1RB-High (74)	841.5 (26965)	15.03	15.31	15.16	15.17
		831.5 (26865)	15.10	15.50	15.23	15.45
		822.5 (26775)	15.14	15.53	15.38	15.13
	1RB-Middle (37)	841.5 (26965)	15.13	15.54	15.37	15.57
		831.5 (26865)	15.15	15.48	15.40	15.29
		822.5 (26775)	15.10	15.53	15.47	15.12
	1RB-Low (0)	841.5 (26965)	15.11	15.41	15.45	15.37
		831.5 (26865)	15.16	15.57	15.41	15.23
		822.5 (26775)	15.24	15.61	15.41	15.09
	36RB-High (38)	841.5 (26965)	15.26	15.24	15.24	15.51
		831.5 (26865)	15.32	15.32	15.23	15.30
		822.5 (26775)	15.30	15.25	15.24	15.05
	36RB-Middle (19)	841.5 (26965)	15.26	15.15	15.23	15.49
		831.5 (26865)	15.15	15.18	15.21	15.27
		822.5 (26775)	15.25	15.25	15.29	15.28
	36RB-Low (0)	841.5 (26965)	15.18	15.25	15.19	15.14
		831.5 (26865)	15.17	15.27	15.23	15.29
		822.5 (26775)	15.13	15.24	15.11	15.53
	75RB (0)	841.5 (26965)	15.29	15.19	15.26	15.50
		831.5 (26865)	15.19	15.21	15.18	15.44
		822.5 (26775)	15.24	15.32	15.24	15.27

LTE B30-ANT1 (Power Level A1)

BANDWID TH	Number of RBs	Frequency	QPSK	16QAM	64QAM	256QAM

5MHz	1RB-High (24)	2312.5 (27735)	24.10	23.52	22.38	19.00
		2310 (27710)	24.13	23.57	22.29	18.73
		2307.5 (27685)	24.19	23.59	22.47	18.89
	1RB-Middle (12)	2312.5 (27735)	24.15	23.90	22.38	19.25
		2310 (27710)	24.28	23.71	22.39	19.38
		2307.5 (27685)	24.28	24.03	22.23	19.68
	1RB-Low (0)	2312.5 (27735)	24.25	23.63	22.40	19.05
		2310 (27710)	24.12	23.52	22.48	19.32
		2307.5 (27685)	24.02	23.64	22.27	19.12
	12RB-High (13)	2312.5 (27735)	23.06	22.23	21.25	18.06
		2310 (27710)	23.25	22.32	21.20	17.95
		2307.5 (27685)	23.28	22.38	21.30	17.88
	12RB-Middle (6)	2312.5 (27735)	23.33	22.39	21.31	18.13
		2310 (27710)	23.33	22.32	21.16	18.03
		2307.5 (27685)	23.35	22.34	21.39	18.75
	12RB-Low (0)	2312.5 (27735)	23.28	22.26	21.25	18.08
		2310 (27710)	23.23	22.34	21.17	17.93
		2307.5 (27685)	23.23	22.35	21.27	18.53
	25RB (0)	2312.5 (27735)	23.29	22.30	21.37	18.59
		2310 (27710)	23.26	22.32	21.26	18.36
		2307.5 (27685)	23.31	22.27	21.28	18.01
10MHz	1RB-High (49)	2310 (27710)	24.29	23.70	22.45	19.29
	1RB-Middle (24)	2310 (27710)	24.31	23.43	22.56	19.11
	1RB-Low (0)	2310 (27710)	24.12	23.84	22.46	18.82
	25RB-High (25)	2310 (27710)	23.18	22.21	21.28	17.88
	25RB-Middle (12)	2310 (27710)	23.29	22.34	21.34	17.99
	25RB-Low (0)	2310 (27710)	23.26	22.34	21.30	18.66
	50RB (0)	2310 (27710)	23.27	22.27	21.23	18.17

LTE B30-ANT1 (Power Level B1)

BANDWIDTH	Number of RBs	Frequency	QPSK	16QAM	64QAM	256QAM

5MHz	1RB-High (24)	2312.5 (27735)	11.34	11.40	11.30	11.55
		2310 (27710)	11.56	11.58	11.55	11.34
		2307.5 (27685)	11.45	11.33	11.31	11.37
	1RB-Middle (12)	2312.5 (27735)	11.54	11.62	11.52	11.47
		2310 (27710)	11.46	11.54	11.53	11.46
		2307.5 (27685)	11.47	11.52	11.59	11.54
	1RB-Low (0)	2312.5 (27735)	11.57	11.61	11.41	11.30
		2310 (27710)	11.39	11.55	11.47	11.50
		2307.5 (27685)	11.57	11.30	11.47	11.52
	12RB-High (13)	2312.5 (27735)	11.48	11.62	11.49	11.32
		2310 (27710)	11.32	11.60	11.40	11.33
		2307.5 (27685)	11.60	11.55	11.41	11.61
	12RB-Middle (6)	2312.5 (27735)	11.30	11.39	11.58	11.47
		2310 (27710)	11.44	11.38	11.60	11.53
		2307.5 (27685)	11.55	11.41	11.42	11.55
	12RB-Low (0)	2312.5 (27735)	11.35	11.62	11.52	11.47
		2310 (27710)	11.33	11.42	11.52	11.33
		2307.5 (27685)	11.45	11.48	11.48	11.54
25RB (0)	2312.5 (27735)	11.50	11.46	11.32	11.33	
	2310 (27710)	11.55	11.62	11.53	11.49	
	2307.5 (27685)	11.55	11.55	11.54	11.31	
10MHz	1RB-High (49)	2310 (27710)	11.40	11.55	11.55	11.42
	1RB-Middle (24)	2310 (27710)	11.56	11.40	11.39	11.60
	1RB-Low (0)	2310 (27710)	11.55	11.61	11.39	11.60
	25RB-High (25)	2310 (27710)	11.53	11.32	11.44	11.30
	25RB-Middle (12)	2310 (27710)	11.54	11.38	11.46	11.52
	25RB-Low (0)	2310 (27710)	11.32	11.50	11.58	11.62
	50RB (0)	2310 (27710)	11.42	11.35	11.36	11.35

LTE B30-ANT1 (Power Level C1)

BANDWIDTH	Number of RBs	Frequency	QPSK	16QAM	64QAM	256QAM
5MHz	1RB-High (24)	2312.5 (27735)	8.31	8.34	8.70	8.41

		2310 (27710)	8.48	8.29	8.64	8.34
		2307.5 (27685)	8.55	8.61	8.33	8.66
	1RB-Middle (12)	2312.5 (27735)	8.35	8.62	8.31	8.33
		2310 (27710)	8.62	8.48	8.48	8.28
		2307.5 (27685)	8.36	8.26	8.31	8.32
		2312.5 (27735)	8.59	8.57	8.62	8.65
	1RB-Low (0)	2310 (27710)	8.26	8.24	8.54	8.67
		2307.5 (27685)	8.47	8.53	8.60	8.28
	12RB-High (13)	2312.5 (27735)	8.37	8.60	8.60	8.22
		2310 (27710)	8.40	8.61	8.40	8.53
		2307.5 (27685)	8.59	8.51	8.43	8.53
	12RB-Middle (6)	2312.5 (27735)	8.38	8.61	8.58	8.66
		2310 (27710)	8.35	8.61	8.35	8.30
		2307.5 (27685)	8.47	8.44	8.65	8.48
	12RB-Low (0)	2312.5 (27735)	8.30	8.34	8.60	8.25
		2310 (27710)	8.30	8.62	8.61	8.57
		2307.5 (27685)	8.69	8.53	8.44	8.54
	25RB (0)	2312.5 (27735)	8.24	8.62	8.23	8.63
2310 (27710)		8.28	8.38	8.70	8.32	
2307.5 (27685)		8.68	8.59	8.52	8.71	
10MHz	1RB-High (49)	2310 (27710)	8.31	8.66	8.62	8.51
	1RB-Middle (24)	2310 (27710)	8.37	8.61	8.56	8.27
	1RB-Low (0)	2310 (27710)	8.26	8.60	8.74	8.68
	25RB-High (25)	2310 (27710)	8.47	8.43	8.42	8.64
	25RB-Middle (12)	2310 (27710)	8.49	8.51	8.50	8.28
	25RB-Low (0)	2310 (27710)	8.37	8.47	8.46	8.43
	50RB (0)	2310 (27710)	8.37	8.41	8.39	8.30

LTE B30-ANT4 (Power Level A1)

BANDWIDT H	Number of RBs	Frequency	QPSK	16QAM	64QAM	256QAM
5MHz	1RB-High (24)	2312.5 (27735)	24.17	23.30	22.09	18.93
		2310 (27710)	24.13	23.29	22.14	18.95

		2307.5 (27685)	24.24	23.46	22.18	19.14
	1RB-Middle (12)	2312.5 (27735)	24.06	23.16	22.14	18.99
		2310 (27710)	24.29	23.43	22.13	19.23
		2307.5 (27685)	24.05	23.14	22.05	19.05
	1RB-Low (0)	2312.5 (27735)	24.17	23.26	22.10	19.00
		2310 (27710)	24.29	23.43	22.18	18.96
		2307.5 (27685)	24.05	23.17	22.10	19.20
	12RB-High (13)	2312.5 (27735)	23.30	22.14	22.11	19.06
		2310 (27710)	23.27	22.18	22.14	19.22
		2307.5 (27685)	23.47	22.13	22.18	18.94
	12RB-Middle (6)	2312.5 (27735)	23.27	22.15	22.10	18.92
		2310 (27710)	23.31	22.16	22.11	19.16
		2307.5 (27685)	23.27	22.09	22.16	19.23
	12RB-Low (0)	2312.5 (27735)	23.48	22.09	22.16	19.02
		2310 (27710)	23.42	22.14	22.05	19.06
		2307.5 (27685)	23.41	22.17	22.05	19.15
	25RB (0)	2312.5 (27735)	23.43	22.07	22.09	19.04
		2310 (27710)	23.37	22.12	22.12	18.91
		2307.5 (27685)	23.40	22.07	22.07	19.16
10MHz	1RB-High (49)	2310 (27710)	24.25	23.10	22.31	19.06
	1RB-Middle (24)	2310 (27710)	24.30	23.15	22.36	19.09
	1RB-Low (0)	2310 (27710)	24.29	23.14	22.39	18.89
	25RB-High (25)	2310 (27710)	23.37	22.09	22.07	19.01
	25RB-Middle (12)	2310 (27710)	23.41	22.19	22.16	18.99
	25RB-Low (0)	2310 (27710)	23.29	22.17	22.11	18.96
	50RB (0)	2310 (27710)	23.38	22.09	22.10	18.95

LTE B30-ANT4 (Power Level C1)

BANDWIDTH	Number of RBs	Frequency	QPSK	16QAM	64QAM	256QAM
5MHz	1RB-High (24)	2312.5 (27735)	11.04	11.15	11.13	11.11

		2310 (27710)	11.09	11.15	11.22	11.06
		2307.5 (27685)	11.04	11.16	11.14	11.22
	1RB-Middle (12)	2312.5 (27735)	11.06	11.11	11.04	11.06
		2310 (27710)	11.17	11.21	11.07	11.08
		2307.5 (27685)	11.10	11.12	11.18	11.22
	1RB-Low (0)	2312.5 (27735)	11.06	11.13	11.02	11.05
		2310 (27710)	11.14	11.20	11.04	11.18
		2307.5 (27685)	11.13	11.08	11.19	11.15
	12RB-High (13)	2312.5 (27735)	11.21	11.21	11.09	11.02
		2310 (27710)	11.23	11.02	11.16	11.17
		2307.5 (27685)	11.09	11.12	11.05	11.12
	12RB-Middle (6)	2312.5 (27735)	11.16	11.16	11.11	11.07
		2310 (27710)	11.14	11.17	11.03	11.13
		2307.5 (27685)	11.10	11.09	11.08	11.20
	12RB-Low (0)	2312.5 (27735)	11.06	11.17	11.16	11.18
		2310 (27710)	11.16	11.15	11.21	11.18
		2307.5 (27685)	11.19	11.22	11.09	11.13
	25RB (0)	2312.5 (27735)	11.19	11.07	11.09	11.10
		2310 (27710)	11.13	11.20	11.09	11.21
		2307.5 (27685)	11.08	11.02	11.13	11.13
10MHz	1RB-High (49)	2310 (27710)	11.02	11.07	11.03	11.17
	1RB-Middle (24)	2310 (27710)	11.53	11.13	11.13	11.02
	1RB-Low (0)	2310 (27710)	11.05	11.20	11.19	11.22
	25RB-High (25)	2310 (27710)	11.03	11.16	11.08	11.14
	25RB-Middle (12)	2310 (27710)	11.29	11.13	11.06	11.22
	25RB-Low (0)	2310 (27710)	11.19	11.16	11.20	11.21
	50RB (0)	2310 (27710)	11.17	11.19	11.11	11.11

LTE B41 PC2-ANT4 (Power Level A1)

BANDWIDTH	Number of RBs	Frequency	QPSK	16QAM	64QAM	256QAM

5MHz	1RB-High (24)	2687.5 (41565)	26.36	24.68	23.54	21.36
		2640.3(41093)	26.44	25.76	24.03	21.04
		2593 (40620)	27.14	26.43	24.73	22.24
		2545.8(40148)	26.33	26.25	24.43	21.33
		2498.5 (39675)	26.69	26.04	24.25	21.59
	1RB-Middle (12)	2687.5 (41565)	26.48	24.80	23.94	21.88
		2640.3(41093)	26.32	25.66	23.88	21.02
		2593 (40620)	27.04	26.41	24.94	22.14
		2545.8(40148)	26.60	26.02	24.25	21.20
		2498.5 (39675)	26.51	25.87	24.01	21.51
	1RB-Low (0)	2687.5 (41565)	25.67	24.99	23.53	20.57
		2640.3(41093)	26.29	25.64	23.91	21.19
		2593 (40620)	27.05	26.40	24.64	21.75
		2545.8(40148)	26.55	25.95	24.19	21.75
		2498.5 (39675)	26.36	25.72	23.89	21.16
	12RB-High (13)	2687.5 (41565)	24.66	23.78	23.74	19.26
		2640.3(41093)	25.53	24.68	23.09	20.23
		2593 (40620)	26.15	25.12	23.81	21.55
		2545.8(40148)	25.88	25.04	23.52	20.98
		2498.5 (39675)	25.76	24.91	23.28	20.86
	12RB-Middle (6)	2687.5 (41565)	24.78	23.92	22.51	19.88
		2640.3(41093)	25.53	24.67	23.07	20.43
		2593 (40620)	25.80	25.26	23.83	21.20
		2545.8(40148)	25.95	25.06	23.47	20.95
		2498.5 (39675)	25.72	24.89	23.23	20.72
	12RB-Low (0)	2687.5 (41565)	24.84	23.97	22.53	20.24
		2640.3(41093)	25.49	24.64	23.04	20.79
		2593 (40620)	26.24	25.18	23.81	20.94
2545.8(40148)		25.80	25.23	23.41	20.50	
2498.5 (39675)		25.64	24.79	23.13	20.74	
25RB (0)	2687.5 (41565)	24.77	23.91	23.45	19.57	
	2640.3(41093)	25.53	24.68	23.06	20.13	
	2593 (40620)	26.17	25.20	23.36	21.07	
	2545.8(40148)	25.84	25.05	23.47	20.54	
	2498.5 (39675)	25.72	24.86	23.21	20.72	
10MHz	1RB-High (49)	2685 (41540)	26.28	24.69	23.58	21.58
		2639(41080)	26.40	25.80	24.04	21.10
		2593 (40620)	27.08	26.36	24.74	22.08
		2547(40160)	26.86	26.29	24.54	22.06

		2501 (39700)	26.81	26.11	24.43	22.01
	1RB-Middle (24)	2685 (41540)	25.56	24.96	23.61	20.86
		2639(41080)	26.20	25.60	23.86	20.80
		2593 (40620)	26.98	26.37	24.93	22.28
		2547(40160)	26.58	26.02	24.26	21.78
		2501 (39700)	26.60	25.98	24.16	22.00
	1RB-Low (0)	2685 (41540)	25.85	25.26	23.77	20.65
		2639(41080)	26.20	25.60	23.87	20.90
		2593 (40620)	27.01	26.41	24.62	22.01
		2547(40160)	26.45	25.91	24.15	21.15
		2501 (39700)	26.34	25.74	23.88	20.94
	25RB-High (25)	2685 (41540)	24.71	23.89	22.60	20.11
		2639(41080)	25.51	24.66	23.13	20.21
		2593 (40620)	26.17	25.24	23.85	21.47
		2547(40160)	25.97	25.16	23.61	20.67
		2501 (39700)	25.82	24.87	23.50	20.42
	25RB-Middle (12)	2685 (41540)	24.88	24.06	22.70	20.28
		2639(41080)	25.47	24.65	23.10	20.87
		2593 (40620)	26.18	25.20	23.85	21.18
		2547(40160)	25.87	25.09	23.52	20.57
		2501 (39700)	25.86	24.91	23.40	20.56
	25RB-Low (0)	2685 (41540)	25.00	24.17	22.77	19.70
		2639(41080)	25.44	24.62	23.06	20.14
		2593 (40620)	26.34	25.30	23.83	21.04
		2547(40160)	25.78	25.00	23.44	21.18
		2501 (39700)	25.72	24.87	23.24	20.72
	50RB (0)	2685 (41540)	24.88	24.09	22.59	19.58
		2639(41080)	25.48	24.68	23.03	20.88
		2593 (40620)	26.20	25.40	23.80	21.10
		2547(40160)	25.88	25.12	23.48	21.08
		2501 (39700)	25.74	24.85	23.34	20.74
15MHz	1RB-High (74)	2682.5 (41515)	26.28	24.65	23.93	21.38
		2637.8(41068)	26.35	25.73	23.86	21.25
		2593 (40620)	26.98	26.28	24.52	21.78
		2548.3(40173)	26.89	26.21	24.75	21.69
		2503.5 (39725)	26.64	25.98	24.43	21.54
	1RB-Middle (37)	2682.5 (41515)	25.73	25.08	23.68	20.43
		2637.8(41068)	26.17	25.55	23.71	21.37
		2593 (40620)	26.93	26.30	24.47	21.83

		2548.3(40173)	26.58	26.01	24.17	21.18
		2503.5 (39725)	26.53	25.95	24.19	21.93
	1RB-Low (0)	2682.5 (41515)	26.00	25.37	23.52	21.10
		2637.8(41068)	26.14	25.55	23.69	21.14
		2593 (40620)	26.89	26.30	24.42	21.59
		2548.3(40173)	26.34	25.79	23.94	21.24
		2503.5 (39725)	26.34	25.73	23.81	21.44
	36RB-High (38)	2682.5 (41515)	24.77	23.91	22.86	19.57
		2637.8(41068)	25.46	24.59	22.87	20.46
		2593 (40620)	26.07	25.08	23.64	20.67
		2548.3(40173)	25.97	24.99	23.47	21.17
		2503.5 (39725)	25.71	24.73	23.45	20.71
	36RB-Middle (19)	2682.5 (41515)	24.97	24.10	22.73	20.07
		2637.8(41068)	25.42	24.56	22.83	20.52
		2593 (40620)	26.05	25.30	24.12	21.05
		2548.3(40173)	25.84	24.99	23.36	20.54
		2503.5 (39725)	25.68	24.69	23.35	20.48
	36RB-Low (0)	2682.5 (41515)	25.13	24.24	22.55	20.43
		2637.8(41068)	25.38	24.53	22.82	20.08
		2593 (40620)	26.15	25.42	24.14	21.35
2548.3(40173)		25.71	24.89	23.22	20.41	
2503.5 (39725)		25.71	24.67	23.15	20.31	
75RB (0)	2682.5 (41515)	24.97	24.14	22.83	20.37	
	2637.8(41068)	25.44	24.61	22.89	20.44	
	2593 (40620)	26.07	25.10	23.66	20.87	
	2548.3(40173)	25.85	25.04	23.38	20.55	
	2503.5 (39725)	25.70	24.73	23.34	20.90	
20MHz	1RB-High (99)	2680 (41490)	25.66	24.65	23.89	20.56
		2636.5(41055)	26.40	25.72	23.86	21.20
		2593 (40620)	26.94	26.30	24.46	21.64
		2549.5(40185)	26.80	26.16	24.45	21.80
		2506 (39750)	26.67	26.05	24.48	21.57
	1RB-Middle (50)	2680 (41490)	26.13	25.21	23.82	21.03
		2636.5(41055)	26.24	25.60	23.77	21.24
		2593 (40620)	26.97	26.27	24.54	21.87
		2549.5(40185)	26.64	26.08	24.30	21.24
		2506 (39750)	26.57	25.92	24.40	21.77
	1RB-Low (0)	2680 (41490)	26.37	25.53	23.68	21.67
		2636.5(41055)	26.20	25.55	23.78	21.20

		2593 (40620)	26.90	26.29	24.47	22.20
		2549.5(40185)	26.51	25.95	24.20	21.41
		2506 (39750)	26.38	25.77	23.94	21.58
	50RB-High (50)	2680 (41490)	25.02	24.04	22.81	19.92
		2636.5(41055)	25.52	24.66	22.89	20.42
		2593 (40620)	26.07	25.09	23.63	20.97
		2549.5(40185)	25.94	25.04	23.46	21.24
		2506 (39750)	25.82	24.86	23.55	21.02
	50RB-Middle (25)	2680 (41490)	25.26	24.32	22.56	20.26
		2636.5(41055)	25.50	24.65	22.89	20.80
		2593 (40620)	26.17	25.13	23.67	21.07
		2549.5(40185)	25.90	25.30	23.42	20.90
		2506 (39750)	25.79	24.88	23.50	20.79
	50RB-Low (0)	2680 (41490)	25.38	24.46	22.69	20.48
		2636.5(41055)	25.46	24.62	22.86	20.56
		2593 (40620)	26.14	25.23	23.63	20.84
		2549.5(40185)	25.82	25.27	23.37	21.02
		2506 (39750)	25.73	24.78	23.30	20.73
	100RB (0)	2680 (41490)	25.18	24.28	22.50	19.98
		2636.5(41055)	25.50	24.65	22.86	20.10
2593 (40620)		26.07	25.12	23.61	21.37	
2549.5(40185)		25.89	25.05	23.37	20.59	
2506 (39750)		25.82	24.85	23.41	21.12	

LTE B41 PC2-ANT4 (Power Level B1)

BANDWIDTH	Number of RBs	Frequency	QPSK	16QAM	64QAM	256QAM
5MHz	1RB-High (24)	2687.5 (41565)	13.95	13.75	13.94	13.69
		2640.3(41093)	13.76	14.05	13.75	14.20
		2593 (40620)	13.57	14.28	14.33	14.42
		2545.8(40148)	14.48	14.20	14.45	13.61
		2498.5 (39675)	14.34	13.77	14.26	14.45
	1RB-Middle (12)	2687.5 (41565)	14.23	14.21	14.41	13.84
		2640.3(41093)	13.79	14.11	14.49	13.71
		2593 (40620)	13.86	14.32	14.42	14.51
		2545.8(40148)	14.04	14.48	14.15	13.82
		2498.5 (39675)	14.45	14.49	13.91	14.29

	1RB-Low (0)	2687.5 (41565)	14.41	14.33	14.31	14.46
		2640.3(41093)	14.42	14.15	13.93	13.70
		2593 (40620)	14.43	14.50	13.94	14.49
		2545.8(40148)	14.48	13.65	14.22	14.49
		2498.5 (39675)	14.23	13.57	13.80	14.03
	12RB-High (13)	2687.5 (41565)	14.48	14.14	14.49	14.45
		2640.3(41093)	13.80	13.71	14.35	14.41
		2593 (40620)	14.43	13.78	14.48	13.97
		2545.8(40148)	14.47	13.54	14.14	14.46
		2498.5 (39675)	13.85	13.54	14.46	14.50
	12RB-Middle (6)	2687.5 (41565)	14.38	14.21	13.88	14.10
		2640.3(41093)	13.83	14.30	14.39	14.46
		2593 (40620)	13.86	14.46	14.46	13.71
		2545.8(40148)	13.55	13.78	14.19	14.12
		2498.5 (39675)	13.82	13.53	14.48	14.16
	12RB-Low (0)	2687.5 (41565)	13.76	13.94	13.74	14.17
		2640.3(41093)	13.75	14.14	14.45	14.14
		2593 (40620)	14.47	14.50	14.04	13.73
		2545.8(40148)	13.74	13.72	13.93	14.50
		2498.5 (39675)	13.61	13.66	14.03	14.46
25RB (0)	2687.5 (41565)	13.66	14.07	13.90	13.69	
	2640.3(41093)	13.86	13.95	14.46	14.48	
	2593 (40620)	14.35	14.33	14.43	14.44	
	2545.8(40148)	13.58	13.57	13.63	13.67	
	2498.5 (39675)	14.19	13.86	14.46	14.48	
10MHz	1RB-High (49)	2685 (41540)	13.71	14.25	14.42	14.20
		2639(41080)	14.44	14.42	14.48	14.28
		2593 (40620)	14.44	14.26	13.60	13.52
		2547(40160)	14.50	14.20	14.11	14.33
		2501 (39700)	14.49	14.50	14.42	14.47
	1RB-Middle (24)	2685 (41540)	13.69	14.45	13.93	13.72
		2639(41080)	14.48	14.03	13.88	14.46
		2593 (40620)	14.43	14.31	14.36	14.45
		2547(40160)	13.83	14.49	13.60	14.00
		2501 (39700)	13.56	14.41	13.78	14.15
	1RB-Low (0)	2685 (41540)	14.08	13.77	14.38	14.14
		2639(41080)	13.93	13.67	14.44	14.42
		2593 (40620)	13.92	14.30	14.43	14.47
		2547(40160)	13.97	14.41	14.17	13.85

	25RB-High (25)	2501 (39700)	14.19	13.54	14.43	13.59	
		2685 (41540)	13.58	14.35	13.91	14.05	
		2639(41080)	14.31	14.02	13.62	14.42	
		2593 (40620)	13.64	14.44	14.43	14.41	
		2547(40160)	14.24	14.49	14.29	13.86	
	25RB-Middle (12)	2501 (39700)	14.48	14.23	14.01	13.85	
		2685 (41540)	13.69	14.13	13.89	14.11	
		2639(41080)	14.45	13.98	14.08	14.43	
		2593 (40620)	14.46	14.45	13.59	14.22	
		2547(40160)	14.23	14.30	13.54	13.87	
	25RB-Low (0)	2501 (39700)	13.56	14.43	14.14	14.41	
		2685 (41540)	14.35	14.44	14.27	14.48	
		2639(41080)	13.99	14.49	14.45	14.48	
		2593 (40620)	14.42	13.74	14.00	14.45	
		2547(40160)	14.50	13.94	14.16	13.79	
	50RB (0)	2501 (39700)	13.67	14.44	14.48	14.41	
		2685 (41540)	13.83	14.44	13.97	13.67	
		2639(41080)	13.60	14.35	13.75	14.19	
		2593 (40620)	13.92	14.04	14.46	13.60	
		2547(40160)	14.48	14.46	14.10	13.79	
15MHz	1RB-High (74)	2501 (39700)	14.25	14.48	14.03	14.48	
		2682.5 (41515)	13.84	13.60	14.35	14.08	
		2637.8(41068)	14.40	14.31	14.23	13.95	
		2593 (40620)	14.42	14.49	14.31	14.30	
		2548.3(40173)	13.65	14.31	14.20	14.48	
	1RB-Middle (37)	2503.5 (39725)	14.49	14.46	14.48	14.23	
		2682.5 (41515)	14.48	13.60	13.53	13.81	
		2637.8(41068)	14.49	14.31	14.41	13.53	
		2593 (40620)	14.24	14.48	14.17	14.14	
		2548.3(40173)	14.44	14.25	14.48	13.89	
	1RB-Low (0)	2503.5 (39725)	13.53	14.23	14.36	14.45	
		2682.5 (41515)	14.20	13.85	14.47	14.31	
		2637.8(41068)	13.82	14.24	13.80	14.38	
		2593 (40620)	14.22	13.61	13.80	14.41	
		2548.3(40173)	13.90	14.47	14.44	14.02	
	36RB-High (38)	2503.5 (39725)	13.96	14.04	13.85	14.49	
		2682.5 (41515)	14.48	14.32	14.22	14.42	
		2637.8(41068)	14.47	14.41	14.42	13.90	
			2593 (40620)	14.21	13.91	14.45	13.85

		2548.3(40173)	13.93	14.31	14.44	13.93
		2503.5 (39725)	14.16	13.67	14.42	13.59
	36RB-Middle (19)	2682.5 (41515)	14.26	14.47	14.49	14.41
		2637.8(41068)	14.46	14.08	14.44	13.64
		2593 (40620)	13.97	14.30	14.13	14.47
		2548.3(40173)	13.96	14.20	13.75	14.12
		2503.5 (39725)	14.47	14.48	14.19	13.85
		2682.5 (41515)	14.45	13.52	13.79	14.50
	36RB-Low (0)	2637.8(41068)	14.44	13.79	14.21	14.42
		2593 (40620)	14.43	13.86	14.49	14.47
		2548.3(40173)	13.89	13.73	13.80	13.93
		2503.5 (39725)	13.95	14.41	14.46	13.85
		2682.5 (41515)	13.67	13.94	14.01	13.56
	75RB (0)	2637.8(41068)	14.22	14.22	14.40	14.41
		2593 (40620)	14.48	13.92	14.46	14.01
		2548.3(40173)	14.02	14.08	14.41	14.42
		2503.5 (39725)	14.11	13.81	14.29	14.02
	20MHz	1RB-High (99)	2680 (41490)	13.80	14.22	14.06
2636.5(41055)			13.98	14.31	14.16	13.92
2593 (40620)			14.21	14.43	14.41	13.96
2549.5(40185)			14.06	14.43	14.28	14.28
2506 (39750)			13.87	14.27	14.09	14.43
1RB-Middle (50)		2680 (41490)	13.80	14.17	14.02	14.02
		2636.5(41055)	13.96	14.33	14.15	13.87
		2593 (40620)	14.39	14.41	14.41	13.98
		2549.5(40185)	14.03	14.37	14.29	13.76
		2506 (39750)	13.82	14.15	14.01	14.51
1RB-Low (0)		2680 (41490)	14.01	14.36	14.24	13.72
		2636.5(41055)	14.20	14.46	14.36	14.02
		2593 (40620)	14.32	14.41	14.48	13.97
		2549.5(40185)	14.05	14.45	14.27	13.64
		2506 (39750)	13.77	14.11	13.98	14.02
50RB-High (50)		2680 (41490)	13.95	13.95	13.90	14.34
		2636.5(41055)	14.03	14.12	14.04	14.52
		2593 (40620)	14.27	14.34	14.24	13.95
		2549.5(40185)	14.24	14.35	14.27	14.24
		2506 (39750)	14.04	14.11	14.03	13.89
50RB-Middle (25)		2680 (41490)	14.04	14.07	14.00	14.49
		2636.5(41055)	14.17	14.25	14.20	14.41

		2593 (40620)	14.46	14.38	14.33	14.30	
		2549.5(40185)	14.32	14.32	14.26	14.12	
		2506 (39750)	13.99	14.00	13.92	14.37	
	50RB-Low (0)		2680 (41490)	14.11	14.12	14.01	13.60
			2636.5(41055)	14.27	14.30	14.21	13.78
			2593 (40620)	14.45	14.47	14.40	14.00
			2549.5(40185)	14.28	14.32	14.24	14.06
			2506 (39750)	13.98	14.06	13.98	13.76
	100RB (0)		2680 (41490)	14.06	14.06	14.08	14.47
			2636.5(41055)	14.19	14.26	14.28	14.04
			2593 (40620)	14.32	14.37	14.39	14.41
			2549.5(40185)	14.28	14.30	14.31	13.88
			2506 (39750)	13.95	13.99	14.03	14.48

LTE B41 PC3-ANT4 (Power Level A1)

BANDWIDTH	Number of RBs	Frequency	QPSK	16QAM	64QAM	256QAM	
5MHz	1RB-High (24)	2687.5 (41565)	23.75	22.85	21.53	18.85	
		2640.3(41093)	23.96	23.11	21.65	18.86	
		2593 (40620)	24.24	23.42	21.96	19.64	
		2545.8(40148)	24.16	23.22	21.93	18.96	
		2498.5 (39675)	23.89	22.99	21.57	18.59	
	1RB-Middle (12)		2687.5 (41565)	23.91	22.85	21.48	18.91
			2640.3(41093)	24.16	23.10	21.78	19.56
			2593 (40620)	24.34	23.34	22.03	19.24
			2545.8(40148)	24.28	23.26	21.94	19.58
			2498.5 (39675)	23.86	22.95	21.67	18.56
	1RB-Low (0)		2687.5 (41565)	23.65	22.83	21.41	18.35
			2640.3(41093)	23.96	23.09	21.68	18.86
			2593 (40620)	24.23	23.33	21.96	19.03
			2545.8(40148)	24.11	23.23	21.78	19.01
			2498.5 (39675)	23.84	22.91	21.59	18.54
	12RB-High (13)		2687.5 (41565)	22.76	21.71	20.88	17.76
			2640.3(41093)	23.01	22.00	21.05	18.01
			2593 (40620)	23.23	22.20	21.25	18.63
			2545.8(40148)	23.18	22.13	21.21	17.98
			2498.5 (39675)	22.93	21.90	20.99	17.93

	12RB-Middle (6)	2687.5 (41565)	22.78	21.80	20.85	17.98
		2640.3(41093)	23.10	22.03	21.08	18.00
		2593 (40620)	23.30	22.27	21.38	18.60
		2545.8(40148)	23.22	22.14	21.24	17.82
		2498.5 (39675)	22.87	21.85	20.93	17.87
	12RB-Low (0)	2687.5 (41565)	22.80	21.73	20.83	17.90
		2640.3(41093)	23.04	22.02	21.08	18.04
		2593 (40620)	23.32	22.30	21.40	18.62
		2545.8(40148)	23.18	22.12	21.24	17.98
		2498.5 (39675)	22.87	21.86	20.93	17.67
	25RB (0)	2687.5 (41565)	22.74	21.78	20.84	17.84
		2640.3(41093)	23.02	22.04	21.13	17.92
		2593 (40620)	23.16	22.24	21.34	17.86
		2545.8(40148)	23.17	22.11	21.17	17.77
		2498.5 (39675)	22.85	21.92	20.92	17.45
10MHz	1RB-High (49)	2685 (41540)	23.68	22.73	21.34	18.28
		2639(41080)	23.84	23.00	21.61	18.44
		2593 (40620)	24.16	23.31	21.85	19.16
		2547(40160)	24.06	23.24	21.88	19.46
		2501 (39700)	23.88	23.01	21.55	18.58
	1RB-Middle (24)	2685 (41540)	23.68	22.82	21.42	18.58
		2639(41080)	23.94	23.01	21.81	18.94
		2593 (40620)	24.27	23.34	21.96	18.97
		2547(40160)	24.10	23.26	21.83	18.80
		2501 (39700)	23.85	22.91	21.58	18.95
	1RB-Low (0)	2685 (41540)	23.78	22.93	21.52	18.38
		2639(41080)	23.99	23.25	21.85	19.09
		2593 (40620)	24.27	23.42	22.01	18.87
		2547(40160)	24.13	23.26	21.93	18.73
		2501 (39700)	23.82	22.99	21.58	19.22
	25RB-High (25)	2685 (41540)	22.80	21.84	20.92	18.20
		2639(41080)	23.01	22.03	21.09	18.41
		2593 (40620)	23.23	22.22	21.35	18.13
		2547(40160)	23.19	22.18	21.27	18.29
		2501 (39700)	22.85	21.84	20.99	17.85
25RB-Middle (12)	2685 (41540)	22.84	21.87	20.97	18.24	
	2639(41080)	23.07	22.05	21.16	18.27	
	2593 (40620)	23.19	22.28	21.35	17.89	
	2547(40160)	23.19	22.25	21.27	17.89	

	25RB-Low (0)	2501 (39700)	22.96	21.96	21.05	18.16
		2685 (41540)	22.82	21.89	20.93	17.72
		2639(41080)	23.09	22.08	21.11	17.69
		2593 (40620)	23.29	22.35	21.41	18.19
		2547(40160)	23.18	22.18	21.21	18.28
	50RB (0)	2501 (39700)	22.89	21.90	20.97	17.49
		2685 (41540)	22.82	21.87	20.85	17.62
		2639(41080)	23.07	22.07	21.09	18.17
		2593 (40620)	23.25	22.32	21.31	17.95
		2547(40160)	23.20	22.24	21.26	18.20
15MHz	1RB-High (74)	2682.5 (41515)	23.52	22.68	21.19	18.42
		2637.8(41068)	23.73	22.91	21.41	18.33
		2593 (40620)	24.02	23.21	21.73	18.72
		2548.3(40173)	23.92	23.12	21.68	19.22
		2503.5 (39725)	23.69	22.80	21.38	19.09
	1RB-Middle (37)	2682.5 (41515)	23.54	22.69	21.26	18.54
		2637.8(41068)	23.75	22.95	21.51	19.15
		2593 (40620)	24.04	23.15	21.69	19.34
		2548.3(40173)	23.88	23.03	21.60	18.98
		2503.5 (39725)	23.60	22.83	21.34	18.50
	1RB-Low (0)	2682.5 (41515)	23.68	22.84	21.38	18.48
		2637.8(41068)	23.98	23.11	21.67	19.38
		2593 (40620)	24.14	23.29	21.84	19.44
		2548.3(40173)	23.96	23.14	21.72	19.26
		2503.5 (39725)	23.57	22.76	21.30	18.67
	36RB-High (38)	2682.5 (41515)	22.69	21.62	20.69	17.99
		2637.8(41068)	22.80	21.82	20.80	17.40
		2593 (40620)	23.13	22.10	21.15	18.53
		2548.3(40173)	23.10	22.05	21.06	18.40
		2503.5 (39725)	22.74	21.74	20.74	17.34
	36RB-Middle (19)	2682.5 (41515)	22.71	21.70	20.74	17.81
		2637.8(41068)	22.94	21.91	20.95	17.84
		2593 (40620)	23.14	22.10	21.12	18.24
		2548.3(40173)	23.07	22.05	21.06	18.37
		2503.5 (39725)	22.76	21.72	20.69	18.06
	36RB-Low (0)	2682.5 (41515)	22.73	21.71	20.77	17.83
		2637.8(41068)	22.96	21.97	20.99	17.66
		2593 (40620)	23.18	22.18	21.21	17.78

	75RB (0)	2548.3(40173)	23.07	22.06	21.03	18.27
		2503.5 (39725)	22.76	21.72	20.77	17.66
		2682.5 (41515)	22.71	21.80	20.76	18.11
		2637.8(41068)	22.95	21.98	21.03	18.15
		2593 (40620)	23.11	22.14	21.16	17.81
		2548.3(40173)	23.09	22.09	21.08	18.29
		2503.5 (39725)	22.71	21.79	20.78	17.61
20MHz	1RB-High (99)	2680 (41490)	23.53	22.65	21.20	18.13
		2636.5(41055)	23.74	22.88	21.41	18.54
		2593 (40620)	24.05	23.20	21.69	19.15
		2549.5(40185)	23.92	23.03	21.60	19.12
		2506 (39750)	23.79	22.92	21.50	18.69
	1RB-Middle (50)	2680 (41490)	23.59	22.71	21.22	18.99
		2636.5(41055)	23.80	22.92	21.51	18.50
		2593 (40620)	24.25	23.22	21.73	18.85
		2549.5(40185)	23.94	23.05	21.65	19.04
		2506 (39750)	23.68	22.80	21.40	18.98
	1RB-Low (0)	2680 (41490)	23.75	22.93	21.39	18.75
		2636.5(41055)	23.99	23.18	21.73	18.59
		2593 (40620)	24.17	23.35	21.91	19.57
		2549.5(40185)	23.93	23.10	21.68	18.53
		2506 (39750)	23.60	22.79	21.35	18.30
	50RB-High (50)	2680 (41490)	22.60	21.66	20.67	17.70
		2636.5(41055)	22.84	21.88	20.87	18.24
		2593 (40620)	23.12	22.13	21.13	17.92
		2549.5(40185)	23.07	22.08	21.11	18.17
		2506 (39750)	22.86	21.94	20.92	17.56
	50RB-Middle (25)	2680 (41490)	23.17	21.78	20.76	18.27
		2636.5(41055)	23.19	22.03	21.04	18.49
		2593 (40620)	23.28	22.18	21.16	17.88
		2549.5(40185)	23.08	22.09	21.16	18.18
		2506 (39750)	23.17	21.88	20.90	17.97
	50RB-Low (0)	2680 (41490)	22.79	21.84	20.82	17.99
		2636.5(41055)	23.09	22.05	21.08	17.69
		2593 (40620)	23.27	22.26	21.27	18.17
		2549.5(40185)	23.08	22.13	21.12	18.38
		2506 (39750)	22.82	21.85	20.82	17.52
	100RB (0)	2680 (41490)	22.77	21.83	20.76	17.97
		2636.5(41055)	22.98	22.01	21.03	17.98

		2593 (40620)	23.13	22.18	21.18	18.43
		2549.5(40185)	23.11	22.15	21.15	18.51
		2506 (39750)	22.86	21.91	20.88	18.06

LTE B41 PC3-ANT4 (Power Level B1)

BANDWIDT H	Number of RBs	Frequency	QPSK	16QAM	64QAM	256QAM
5MHz	1RB-High (24)	2687.5 (41565)	14.40	14.38	13.98	13.97
		2640.3(41093)	14.48	14.28	13.97	14.33
		2593 (40620)	14.28	14.01	14.39	14.48
		2545.8(40148)	14.24	14.05	14.22	14.18
		2498.5 (39675)	14.01	14.44	14.39	14.03
	1RB-Middle (12)	2687.5 (41565)	14.36	14.22	14.07	14.30
		2640.3(41093)	14.46	14.20	14.20	14.14
		2593 (40620)	14.28	14.00	14.15	14.12
		2545.8(40148)	14.00	14.02	14.20	14.14
		2498.5 (39675)	13.97	14.28	13.96	14.01
	1RB-Low (0)	2687.5 (41565)	14.14	14.31	13.98	14.26
		2640.3(41093)	14.29	14.37	14.45	14.44
		2593 (40620)	14.19	14.42	14.20	14.10
		2545.8(40148)	14.42	13.99	14.41	14.03
		2498.5 (39675)	14.27	14.27	14.40	14.22
	12RB-High (13)	2687.5 (41565)	14.34	14.22	14.48	14.09
		2640.3(41093)	14.36	14.45	13.98	14.11
		2593 (40620)	14.22	14.47	14.12	14.41
		2545.8(40148)	14.26	14.04	14.34	14.01
		2498.5 (39675)	14.30	14.36	14.22	14.28
	12RB-Middle (6)	2687.5 (41565)	14.30	14.42	14.42	14.45
		2640.3(41093)	14.20	14.29	14.11	14.28
		2593 (40620)	14.23	14.32	14.43	14.12
		2545.8(40148)	14.23	14.39	14.48	14.12
		2498.5 (39675)	14.09	13.99	14.18	14.24
	12RB-Low (0)	2687.5 (41565)	13.96	14.00	14.42	14.09
		2640.3(41093)	14.34	14.06	14.31	14.43
		2593 (40620)	14.02	14.10	14.38	14.32
		2545.8(40148)	14.44	14.06	14.46	14.21
		2498.5 (39675)	14.21	14.47	14.30	14.45

	25RB (0)	2687.5 (41565)	14.34	14.04	14.01	14.23
		2640.3(41093)	14.01	14.49	14.19	14.27
		2593 (40620)	14.41	13.96	14.44	14.14
		2545.8(40148)	14.17	14.37	13.98	14.36
		2498.5 (39675)	14.44	14.42	14.11	14.14
10MHz	1RB-High (49)	2685 (41540)	14.27	14.23	14.32	14.25
		2639(41080)	14.39	14.01	14.26	14.37
		2593 (40620)	14.28	14.23	14.16	14.18
		2547(40160)	14.10	14.06	14.42	14.45
		2501 (39700)	14.30	14.23	14.02	14.23
	1RB-Middle (24)	2685 (41540)	14.45	14.33	14.47	14.26
		2639(41080)	14.33	14.37	14.36	14.28
		2593 (40620)	14.07	13.96	14.08	14.32
		2547(40160)	14.31	14.43	14.34	14.04
		2501 (39700)	14.36	14.06	14.10	14.35
	1RB-Low (0)	2685 (41540)	14.43	14.12	14.26	13.99
		2639(41080)	14.10	14.25	14.46	14.09
		2593 (40620)	14.02	14.07	14.39	14.10
		2547(40160)	14.20	14.37	14.49	14.11
		2501 (39700)	14.42	14.16	14.31	14.31
	25RB-High (25)	2685 (41540)	14.09	14.34	14.47	14.35
		2639(41080)	14.40	14.22	14.43	14.40
		2593 (40620)	14.42	14.13	14.04	14.14
		2547(40160)	14.05	14.35	14.24	14.36
		2501 (39700)	14.31	14.41	14.00	14.08
	25RB-Middle (12)	2685 (41540)	14.13	14.02	14.15	14.49
		2639(41080)	14.42	14.13	14.34	14.14
		2593 (40620)	14.33	14.16	14.22	14.09
		2547(40160)	14.27	14.24	14.11	14.20
		2501 (39700)	14.25	14.11	14.40	14.39
	25RB-Low (0)	2685 (41540)	14.37	14.04	13.96	14.12
		2639(41080)	13.97	14.29	14.10	14.47
		2593 (40620)	14.00	14.04	14.22	14.23
		2547(40160)	14.09	14.15	13.99	14.05
		2501 (39700)	14.01	14.48	14.49	14.34
	50RB (0)	2685 (41540)	14.47	14.03	14.24	14.46
		2639(41080)	14.06	14.49	14.15	14.13
2593 (40620)		14.45	13.99	14.18	14.30	
2547(40160)		14.05	14.23	14.34	14.05	

		2501 (39700)	14.03	14.01	14.27	14.27
15MHz	1RB-High (74)	2682.5 (41515)	14.21	14.49	14.05	14.29
		2637.8(41068)	14.20	14.29	14.47	14.16
		2593 (40620)	14.16	14.16	14.49	14.20
		2548.3(40173)	14.47	14.49	13.98	14.09
		2503.5 (39725)	14.18	14.27	14.27	14.37
	1RB-Middle (37)	2682.5 (41515)	14.12	14.40	14.24	14.33
		2637.8(41068)	14.48	14.43	14.31	14.17
		2593 (40620)	14.31	14.43	14.46	14.43
		2548.3(40173)	14.23	14.04	14.10	14.26
		2503.5 (39725)	14.21	14.06	13.96	14.35
	1RB-Low (0)	2682.5 (41515)	13.99	14.35	14.23	14.39
		2637.8(41068)	14.35	14.41	14.07	14.03
		2593 (40620)	13.97	14.49	14.10	14.39
		2548.3(40173)	14.42	14.00	14.29	14.20
		2503.5 (39725)	14.45	14.14	13.96	14.42
	36RB-High (38)	2682.5 (41515)	14.36	14.43	14.32	13.99
		2637.8(41068)	14.04	14.31	14.01	14.41
		2593 (40620)	14.38	14.11	14.28	14.35
		2548.3(40173)	14.26	14.35	14.46	14.37
		2503.5 (39725)	14.48	14.41	14.19	14.05
	36RB-Middle (19)	2682.5 (41515)	14.42	14.36	14.39	14.19
		2637.8(41068)	14.45	14.03	14.46	14.40
		2593 (40620)	14.21	14.33	14.19	14.41
		2548.3(40173)	14.31	14.12	14.05	14.12
		2503.5 (39725)	14.38	14.48	14.02	14.44
	36RB-Low (0)	2682.5 (41515)	14.07	14.19	14.00	14.31
		2637.8(41068)	14.33	14.04	14.05	14.28
		2593 (40620)	14.25	14.12	13.99	14.02
		2548.3(40173)	14.45	14.23	14.24	14.13
		2503.5 (39725)	14.14	14.33	14.07	14.21
75RB (0)	2682.5 (41515)	14.20	14.02	14.41	14.29	
	2637.8(41068)	14.49	14.02	13.96	14.18	
	2593 (40620)	14.27	14.14	14.32	14.16	
	2548.3(40173)	14.34	14.19	14.29	14.32	
	2503.5 (39725)	14.11	14.09	14.42	14.15	
20MHz	1RB-High (99)	2680 (41490)	13.96	14.09	13.77	14.46
		2636.5(41055)	14.06	14.19	13.88	14.42

		2593 (40620)	14.33	14.48	14.19	14.04
		2549.5(40185)	14.18	14.34	14.08	14.15
		2506 (39750)	14.00	14.18	13.84	14.12
	1RB-Middle (50)	2680 (41490)	13.99	14.08	13.79	14.15
		2636.5(41055)	14.10	14.26	13.96	14.35
		2593 (40620)	14.43	14.48	14.15	14.24
		2549.5(40185)	14.17	14.32	14.01	14.12
		2506 (39750)	13.99	14.07	13.76	14.24
	1RB-Low (0)	2680 (41490)	14.18	14.31	14.01	14.46
		2636.5(41055)	14.36	14.49	14.14	14.42
		2593 (40620)	14.41	14.46	14.34	14.34
		2549.5(40185)	14.19	14.38	14.05	14.25
		2506 (39750)	13.87	14.04	13.71	14.20
	50RB-High (50)	2680 (41490)	14.03	14.01	13.92	14.18
		2636.5(41055)	14.13	14.18	14.11	14.37
		2593 (40620)	14.39	14.37	14.33	14.37
		2549.5(40185)	14.33	14.38	14.31	14.06
		2506 (39750)	14.07	14.13	14.03	14.08
	50RB-Middle (25)	2680 (41490)	14.14	14.17	14.06	14.07
		2636.5(41055)	14.26	14.29	14.21	14.10
		2593 (40620)	14.41	14.43	14.37	14.09
		2549.5(40185)	14.36	14.37	14.30	14.02
		2506 (39750)	14.06	14.05	13.98	13.98
	50RB-Low (0)	2680 (41490)	14.20	14.18	14.14	13.97
		2636.5(41055)	14.36	14.37	14.27	14.14
		2593 (40620)	14.31	14.45	14.47	14.20
		2549.5(40185)	14.34	14.41	14.33	14.43
		2506 (39750)	14.07	14.09	14.02	14.35
	100RB (0)	2680 (41490)	14.14	14.14	14.16	13.98
		2636.5(41055)	14.29	14.30	14.30	14.02
		2593 (40620)	14.42	14.43	14.46	14.12
		2549.5(40185)	14.38	14.36	14.36	14.11
		2506 (39750)	14.05	14.07	14.05	14.43

LTE B41 PC3-ANT1 (Power Level A1)

BANDWID TH	Number of RBs	Frequency	QPSK	16QAM	64QAM	256QAM
5MHz	1RB-High (24)	2687.5 (41565)	23.15	22.35	21.03	19.20

		2640.3(41093)	23.11	22.22	21.04	19.10
		2593 (40620)	23.05	22.13	21.05	19.07
		2545.8(40148)	23.30	22.40	21.02	19.02
		2498.5 (39675)	23.06	22.21	21.05	19.04
	1RB-Middle (12)	2687.5 (41565)	23.23	22.40	21.16	19.01
		2640.3(41093)	23.07	22.15	21.13	19.19
		2593 (40620)	23.24	22.38	21.17	19.01
		2545.8(40148)	23.22	22.37	21.04	19.05
		2498.5 (39675)	23.17	22.30	21.07	19.05
	1RB-Low (0)	2687.5 (41565)	23.21	22.27	21.15	19.22
		2640.3(41093)	23.07	22.27	21.04	19.03
		2593 (40620)	23.09	22.16	21.06	19.07
		2545.8(40148)	23.17	22.21	21.17	19.12
		2498.5 (39675)	23.04	22.10	21.06	19.20
	12RB-High (13)	2687.5 (41565)	23.28	22.41	21.14	19.04
		2640.3(41093)	23.11	22.21	21.01	19.05
		2593 (40620)	23.06	22.14	21.03	19.08
		2545.8(40148)	23.08	22.12	21.06	19.21
		2498.5 (39675)	23.06	22.13	21.10	19.16
	12RB-Middle (6)	2687.5 (41565)	23.25	22.42	21.02	19.05
		2640.3(41093)	23.12	22.17	21.16	19.16
		2593 (40620)	23.12	22.17	21.15	19.03
		2545.8(40148)	23.21	22.25	21.04	19.01
		2498.5 (39675)	23.02	22.18	21.14	19.15
	12RB-Low (0)	2687.5 (41565)	23.22	22.29	21.11	19.02
		2640.3(41093)	23.07	22.19	21.05	19.15
		2593 (40620)	23.01	22.09	21.04	19.15
		2545.8(40148)	23.23	22.38	21.14	19.10
2498.5 (39675)		23.08	22.13	21.12	19.13	
25RB (0)	2687.5 (41565)	23.20	22.28	21.14	19.06	
	2640.3(41093)	23.11	22.14	21.07	19.01	
	2593 (40620)	23.06	22.18	21.10	19.13	
	2545.8(40148)	23.13	22.29	21.11	19.11	
	2498.5 (39675)	23.08	22.19	21.16	19.18	
10MHz	1RB-High (49)	2685 (41540)	23.26	22.43	21.05	19.08
		2639(41080)	23.10	22.23	21.07	19.09

		2593 (40620)	23.17	22.36	21.10	19.21
		2547(40160)	23.02	22.21	21.12	19.22
		2501 (39700)	23.08	22.18	21.04	19.13
	1RB-Middle (24)	2685 (41540)	23.04	22.23	21.04	19.18
		2639(41080)	23.25	22.35	21.01	19.15
		2593 (40620)	23.26	22.33	21.12	19.10
		2547(40160)	23.14	22.33	21.09	19.06
		2501 (39700)	23.22	22.28	21.08	19.05
	1RB-Low (0)	2685 (41540)	23.10	22.25	21.13	19.21
		2639(41080)	23.14	22.20	21.12	19.18
		2593 (40620)	23.21	22.26	21.15	19.18
		2547(40160)	23.05	22.24	21.09	19.22
		2501 (39700)	23.08	22.28	21.08	19.22
	25RB-High (25)	2685 (41540)	23.26	22.42	21.09	19.20
		2639(41080)	23.02	22.10	21.11	19.11
		2593 (40620)	23.07	22.23	21.10	19.09
		2547(40160)	23.12	22.30	21.17	19.18
		2501 (39700)	23.23	22.25	21.09	19.03
	25RB-Middle (12)	2685 (41540)	23.17	22.37	21.16	19.19
		2639(41080)	23.05	22.12	21.06	19.21
		2593 (40620)	23.01	22.18	21.13	19.09
		2547(40160)	23.27	22.39	21.00	19.20
		2501 (39700)	23.17	22.22	21.11	19.21
	25RB-Low (0)	2685 (41540)	23.29	22.45	21.16	19.06
		2639(41080)	23.30	22.41	21.12	19.02
2593 (40620)		23.19	22.25	21.00	19.11	
2547(40160)		23.22	22.40	21.14	19.06	
2501 (39700)		23.13	22.19	21.11	19.21	
50RB (0)	2685 (41540)	23.05	22.16	21.16	19.13	
	2639(41080)	23.07	22.11	21.16	19.09	
	2593 (40620)	23.10	22.30	21.01	19.08	
	2547(40160)	23.10	22.17	21.02	19.06	
	2501 (39700)	23.22	22.40	21.17	19.14	
15MHz	1RB-High (74)	2682.5 (41515)	23.29	22.39	21.16	19.09
		2637.8(41068)	23.10	22.12	21.03	19.02
		2593 (40620)	23.20	22.34	21.11	19.10

		2548.3(40173)	23.12	22.16	21.06	19.18
		2503.5 (39725)	23.24	22.36	21.12	19.09
	1RB-Middle (37)	2682.5 (41515)	23.24	22.38	21.08	19.09
		2637.8(41068)	23.11	22.23	21.13	19.11
		2593 (40620)	23.27	22.43	21.02	19.05
		2548.3(40173)	23.15	22.21	21.04	19.01
		2503.5 (39725)	23.29	22.37	21.11	19.14
		2682.5 (41515)	23.01	22.21	21.10	19.05
	1RB-Low (0)	2637.8(41068)	23.20	22.32	21.17	19.11
		2593 (40620)	23.15	22.35	21.17	19.06
		2548.3(40173)	23.27	22.45	21.04	19.13
		2503.5 (39725)	23.23	22.25	21.13	19.05
		2682.5 (41515)	23.27	22.38	21.03	19.10
	36RB-High (38)	2637.8(41068)	23.24	22.28	21.14	19.13
		2593 (40620)	23.24	22.40	21.15	19.11
		2548.3(40173)	23.03	22.06	21.06	19.12
		2503.5 (39725)	23.01	22.14	21.13	19.05
		2682.5 (41515)	23.12	22.20	21.03	19.20
	36RB-Middle (19)	2637.8(41068)	23.12	22.20	21.12	19.22
		2593 (40620)	23.27	22.36	21.08	19.21
		2548.3(40173)	23.23	22.34	21.05	19.08
		2503.5 (39725)	23.08	22.14	21.05	19.17
		2682.5 (41515)	23.03	22.14	21.00	19.01
	36RB-Low (0)	2637.8(41068)	23.19	22.27	21.15	19.07
		2593 (40620)	23.24	22.35	21.08	19.12
		2548.3(40173)	23.05	22.16	21.02	19.16
2503.5 (39725)		23.19	22.35	21.16	19.18	
2682.5 (41515)		23.02	22.16	21.06	19.07	
75RB (0)	2637.8(41068)	23.14	22.17	21.06	19.22	
	2593 (40620)	23.29	22.33	21.13	19.22	
	2548.3(40173)	23.04	22.13	21.07	19.02	
	2503.5 (39725)	23.06	22.20	21.12	19.05	
20MHz	1RB-High (99)	2680 (41490)	23.07	22.19	21.06	19.09
		2636.5(41055)	23.13	22.31	21.09	19.20
		2593 (40620)	23.20	22.30	21.13	19.17
		2549.5(40185)	23.16	22.31	21.05	19.21

		2506 (39750)	23.09	22.26	21.09	19.19
	1RB-Middle (50)	2680 (41490)	23.09	22.12	21.07	19.12
		2636.5(41055)	23.15	22.32	21.01	19.09
		2593 (40620)	23.31	22.22	21.18	19.23
		2549.5(40185)	23.21	22.36	21.13	19.17
		2506 (39750)	23.20	22.25	21.07	19.09
	1RB-Low (0)	2680 (41490)	23.23	22.38	21.04	19.17
		2636.5(41055)	23.14	22.27	21.16	19.11
		2593 (40620)	23.24	22.28	21.10	19.14
		2549.5(40185)	23.14	22.23	21.09	19.17
		2506 (39750)	23.12	22.32	21.01	19.02
	50RB-High (50)	2680 (41490)	23.10	22.22	21.13	19.13
		2636.5(41055)	23.20	22.27	21.03	19.01
		2593 (40620)	23.19	22.23	21.14	19.15
		2549.5(40185)	23.25	22.40	21.04	19.08
		2506 (39750)	23.18	22.22	21.07	19.14
	50RB-Middle (25)	2680 (41490)	23.24	22.44	21.02	19.04
		2636.5(41055)	23.08	22.17	21.16	19.16
		2593 (40620)	23.26	22.15	21.15	19.99
		2549.5(40185)	23.15	22.23	21.01	19.21
		2506 (39750)	23.01	22.20	21.04	19.03
	50RB-Low (0)	2680 (41490)	23.23	22.40	21.13	19.07
		2636.5(41055)	23.16	22.18	21.03	19.18
		2593 (40620)	23.12	22.17	21.09	19.16
		2549.5(40185)	23.11	22.30	21.04	19.14
		2506 (39750)	23.21	22.38	21.01	19.08
	100RB (0)	2680 (41490)	23.04	22.11	21.05	19.02
		2636.5(41055)	23.20	22.31	21.14	19.17
		2593 (40620)	23.26	22.29	21.13	19.10
		2549.5(40185)	23.10	22.16	21.11	19.11
		2506 (39750)	23.09	22.14	21.00	19.17

LTE B41 PC3-ANT1 (Power Level B1)

BANDWIDTH	Number of RBs	Frequency	QPSK	16QAM	64QAM	256QAM

5MHz	1RB-High (24)	2687.5 (41565)	10.45	10.26	10.48	10.22
		2640.3(41093)	10.37	10.45	10.49	10.50
		2593 (40620)	10.44	10.50	10.51	10.29
		2545.8(40148)	10.28	10.34	10.39	10.40
		2498.5 (39675)	10.44	10.23	10.46	10.43
	1RB-Middle (12)	2687.5 (41565)	10.23	10.51	10.53	10.48
		2640.3(41093)	10.31	10.41	10.23	10.34
		2593 (40620)	10.49	10.26	10.25	10.32
		2545.8(40148)	10.45	10.49	10.48	10.26
		2498.5 (39675)	10.34	10.24	10.25	10.23
	1RB-Low (0)	2687.5 (41565)	10.29	10.47	10.22	10.41
		2640.3(41093)	10.23	10.49	10.45	10.35
		2593 (40620)	10.52	10.31	10.27	10.48
		2545.8(40148)	10.45	10.26	10.28	10.40
		2498.5 (39675)	10.45	10.47	10.28	10.41
	12RB-High (13)	2687.5 (41565)	10.39	10.41	10.28	10.22
		2640.3(41093)	10.46	10.43	10.24	10.49
		2593 (40620)	10.37	10.33	10.49	10.49
		2545.8(40148)	10.29	10.46	10.52	10.29
		2498.5 (39675)	10.22	10.36	10.53	10.51
	12RB-Middle (6)	2687.5 (41565)	10.51	10.32	10.45	10.44
		2640.3(41093)	10.47	10.48	10.49	10.30
		2593 (40620)	10.28	10.26	10.33	10.49
		2545.8(40148)	10.42	10.24	10.44	10.53
		2498.5 (39675)	10.22	10.33	10.25	10.27
	12RB-Low (0)	2687.5 (41565)	10.52	10.26	10.22	10.35
		2640.3(41093)	10.23	10.29	10.24	10.22
		2593 (40620)	10.39	10.41	10.47	10.26
2545.8(40148)		10.48	10.51	10.45	10.40	
2498.5 (39675)		10.34	10.43	10.47	10.41	
25RB (0)	2687.5 (41565)	10.22	10.43	10.48	10.48	
	2640.3(41093)	10.49	10.46	10.22	10.22	
	2593 (40620)	10.37	10.40	10.42	10.29	
	2545.8(40148)	10.25	10.23	10.25	10.36	
	2498.5 (39675)	10.48	10.38	10.36	10.47	

10MHz	1RB-High (49)	2685 (41540)	10.44	10.53	10.29	10.48
		2639(41080)	10.23	10.43	10.44	10.30
		2593 (40620)	10.51	10.23	10.39	10.50
		2547(40160)	10.42	10.34	10.29	10.45
		2501 (39700)	10.43	10.36	10.37	10.48
	1RB-Middle (24)	2685 (41540)	10.41	10.38	10.30	10.53
		2639(41080)	10.48	10.43	10.52	10.30
		2593 (40620)	10.44	10.45	10.26	10.26
		2547(40160)	10.46	10.43	10.33	10.47
		2501 (39700)	10.28	10.53	10.51	10.36
	1RB-Low (0)	2685 (41540)	10.51	10.35	10.36	10.45
		2639(41080)	10.48	10.30	10.43	10.26
		2593 (40620)	10.36	10.44	10.25	10.44
		2547(40160)	10.35	10.35	10.28	10.27
		2501 (39700)	10.46	10.42	10.32	10.39
	25RB-High (25)	2685 (41540)	10.24	10.22	10.49	10.49
		2639(41080)	10.31	10.34	10.42	10.46
		2593 (40620)	10.38	10.40	10.26	10.22
		2547(40160)	10.51	10.36	10.40	10.36
		2501 (39700)	10.50	10.40	10.26	10.37
	25RB-Middle (12)	2685 (41540)	10.40	10.36	10.32	10.47
		2639(41080)	10.31	10.37	10.39	10.23
		2593 (40620)	10.28	10.32	10.52	10.37
		2547(40160)	10.53	10.41	10.41	10.49
		2501 (39700)	10.41	10.49	10.34	10.35
25RB-Low (0)	2685 (41540)	10.45	10.47	10.48	10.26	
	2639(41080)	10.46	10.35	10.52	10.23	
	2593 (40620)	10.37	10.53	10.53	10.48	
	2547(40160)	10.43	10.46	10.25	10.37	
	2501 (39700)	10.28	10.31	10.49	10.23	
50RB (0)	2685 (41540)	10.53	10.49	10.30	10.42	
	2639(41080)	10.44	10.37	10.28	10.48	
	2593 (40620)	10.47	10.28	10.46	10.38	
	2547(40160)	10.41	10.39	10.52	10.52	
	2501 (39700)	10.25	10.22	10.52	10.51	
15MHz	1RB-High (74)	2682.5 (41515)	10.22	10.44	10.34	10.51

		2637.8(41068)	10.40	10.50	10.46	10.32
		2593 (40620)	10.29	10.53	10.28	10.40
		2548.3(40173)	10.39	10.51	10.53	10.40
		2503.5 (39725)	10.37	10.42	10.22	10.25
	1RB-Middle (37)	2682.5 (41515)	10.42	10.35	10.35	10.52
		2637.8(41068)	10.29	10.50	10.43	10.29
		2593 (40620)	10.29	10.38	10.46	10.27
		2548.3(40173)	10.34	10.31	10.39	10.34
		2503.5 (39725)	10.25	10.25	10.53	10.26
	1RB-Low (0)	2682.5 (41515)	10.40	10.37	10.43	10.36
		2637.8(41068)	10.42	10.22	10.38	10.28
		2593 (40620)	10.32	10.30	10.46	10.38
		2548.3(40173)	10.53	10.32	10.22	10.24
		2503.5 (39725)	10.34	10.53	10.50	10.28
	36RB-High (38)	2682.5 (41515)	10.41	10.22	10.44	10.31
		2637.8(41068)	10.48	10.35	10.28	10.27
		2593 (40620)	10.53	10.32	10.36	10.23
		2548.3(40173)	10.47	10.26	10.45	10.52
		2503.5 (39725)	10.33	10.48	10.41	10.41
	36RB-Middle (19)	2682.5 (41515)	10.25	10.35	10.36	10.50
		2637.8(41068)	10.38	10.24	10.23	10.52
		2593 (40620)	10.45	10.31	10.35	10.53
		2548.3(40173)	10.26	10.33	10.24	10.31
		2503.5 (39725)	10.53	10.27	10.51	10.42
	36RB-Low (0)	2682.5 (41515)	10.35	10.40	10.26	10.45
		2637.8(41068)	10.28	10.26	10.22	10.41
		2593 (40620)	10.45	10.48	10.46	10.52
		2548.3(40173)	10.25	10.44	10.28	10.48
2503.5 (39725)		10.36	10.23	10.38	10.50	
75RB (0)	2682.5 (41515)	10.29	10.49	10.45	10.30	
	2637.8(41068)	10.34	10.52	10.22	10.38	
	2593 (40620)	10.50	10.47	10.48	10.36	
	2548.3(40173)	10.39	10.38	10.31	10.27	
	2503.5 (39725)	10.36	10.34	10.42	10.32	
20MHz	1RB-High (99)	2680 (41490)	10.49	10.25	10.25	10.48
		2636.5(41055)	10.47	10.33	10.48	10.36

		2593 (40620)	10.35	10.53	10.32	10.38
		2549.5(40185)	10.29	10.29	10.30	10.28
		2506 (39750)	10.31	10.49	10.38	10.50
	1RB-Middle (50)	2680 (41490)	10.40	10.24	10.49	10.49
		2636.5(41055)	10.47	10.28	10.33	10.40
		2593 (40620)	10.58	10.55	10.54	10.56
		2549.5(40185)	10.29	10.51	10.47	10.31
		2506 (39750)	10.35	10.41	10.40	10.50
	1RB-Low (0)	2680 (41490)	10.53	10.46	10.34	10.36
		2636.5(41055)	10.25	10.32	10.39	10.30
		2593 (40620)	10.31	10.29	10.25	10.45
		2549.5(40185)	10.33	10.42	10.42	10.47
		2506 (39750)	10.39	10.50	10.36	10.28
	50RB-High (50)	2680 (41490)	10.45	10.32	10.29	10.39
		2636.5(41055)	10.49	10.48	10.37	10.40
		2593 (40620)	10.49	10.22	10.43	10.45
		2549.5(40185)	10.53	10.29	10.52	10.29
		2506 (39750)	10.36	10.38	10.26	10.39
	50RB-Middle (25)	2680 (41490)	10.29	10.30	10.24	10.47
		2636.5(41055)	10.30	10.51	10.30	10.44
		2593 (40620)	10.54	10.49	10.53	10.49
		2549.5(40185)	10.23	10.41	10.27	10.23
		2506 (39750)	10.30	10.24	10.37	10.45
	50RB-Low (0)	2680 (41490)	10.35	10.50	10.26	10.53
		2636.5(41055)	10.53	10.22	10.39	10.22
2593 (40620)		10.26	10.37	10.43	10.50	
2549.5(40185)		10.24	10.32	10.44	10.32	
2506 (39750)		10.28	10.44	10.25	10.46	
100RB (0)	2680 (41490)	10.52	10.49	10.26	10.51	
	2636.5(41055)	10.32	10.25	10.38	10.50	
	2593 (40620)	10.32	10.51	10.22	10.39	
	2549.5(40185)	10.23	10.32	10.32	10.35	
	2506 (39750)	10.35	10.43	10.23	10.42	

LTE B66-ANT0 (Power Level A1)

BANDWIDTH	Number of RBs	Frequency	QPSK	16QAM	64QAM	256QAM
1.4MHz	1RB-High (5)	1779.3 (132665)	23.88	23.10	22.10	18.98
		1745 (132322)	23.89	23.13	22.22	19.29
		1710.7 (131979)	23.99	23.25	22.20	18.69
	1RB-Middle (3)	1779.3 (132665)	24.10	23.21	22.23	19.10
		1745 (132322)	24.11	23.11	22.34	19.21
		1710.7 (131979)	24.26	23.39	22.27	19.06
	1RB-Low (0)	1779.3 (132665)	23.85	23.23	22.16	18.65
		1745 (132322)	23.87	23.21	21.22	18.97
		1710.7 (131979)	24.05	23.30	22.32	19.45
	3RB-High (3)	1779.3 (132665)	23.98	22.98	22.16	19.38
		1745 (132322)	24.05	23.06	22.11	19.15
		1710.7 (131979)	24.09	23.39	22.55	19.49
	3RB-Middle (1)	1779.3 (132665)	23.95	22.76	21.99	19.25
		1745 (132322)	24.05	23.16	22.13	18.95
		1710.7 (131979)	24.23	23.20	22.37	18.83
	3RB-Low (0)	1779.3 (132665)	23.90	23.05	22.03	19.00
		1745 (132322)	24.02	22.93	22.19	18.72
		1710.7 (131979)	24.09	23.17	22.19	19.49
	6RB (0)	1779.3 (132665)	22.96	22.13	21.02	17.86
		1745 (132322)	22.84	22.11	21.05	17.94
		1710.7 (131979)	22.45	22.37	21.17	17.25
3MHz	1RB-High (14)	1778.5 (132657)	23.93	23.38	22.15	19.03
		1745 (132322)	24.04	23.34	22.36	19.24
		1711.5 (131987)	24.09	23.56	22.43	18.89
	1RB-Middle (7)	1778.5 (132657)	23.95	23.50	22.13	18.65
		1745 (132322)	23.97	23.30	22.28	19.17
		1711.5 (131987)	24.18	23.68	22.18	18.98
	1RB-Low (0)	1778.5 (132657)	23.98	23.31	22.25	18.78
		1745 (132322)	24.07	23.41	22.26	18.97
		1711.5 (131987)	24.20	23.58	22.38	19.60
	8RB-High (7)	1778.5 (132657)	23.10	22.09	21.18	18.00
		1745 (132322)	23.13	22.17	21.13	18.33
		1711.5 (131987)	23.31	22.33	21.36	18.71
	8RB-Middle	1778.5 (132657)	23.08	22.12	21.18	17.88

	(4)	1745 (132322)	23.08	22.20	21.08	18.38	
		1711.5 (131987)	23.28	22.38	21.19	18.28	
	8RB-Low (0)	1778.5 (132657)	23.07	22.16	21.10	17.77	
		1745 (132322)	23.18	22.20	21.25	18.58	
	15RB (0)	1711.5 (131987)	23.29	22.34	21.38	17.89	
		1778.5 (132657)	23.12	22.12	21.17	18.22	
		1745 (132322)	23.14	22.17	21.27	18.04	
			1711.5 (131987)	23.27	22.36	21.30	18.27
	5MHz	1RB-High (24)	1777.5 (132647)	24.00	23.30	22.23	18.60
1745 (132322)			23.99	23.29	22.24	18.69	
1712.5 (131997)			24.15	23.58	22.28	19.05	
1RB-Middle (12)		1777.5 (132647)	23.98	23.23	22.11	18.78	
		1745 (132322)	24.03	23.48	22.23	19.03	
		1712.5 (131997)	24.20	24.02	22.38	19.10	
1RB-Low (0)		1777.5 (132647)	24.05	23.29	22.28	18.65	
		1745 (132322)	23.96	23.43	22.34	19.06	
		1712.5 (131997)	24.18	23.59	22.48	18.78	
12RB-High (13)		1777.5 (132647)	23.03	22.12	21.02	18.03	
		1745 (132322)	23.13	22.25	21.07	18.13	
		1712.5 (131997)	23.31	22.28	21.30	17.91	
12RB-Middle (6)		1777.5 (132647)	23.08	22.18	21.18	17.98	
		1745 (132322)	23.22	22.19	21.22	17.92	
		1712.5 (131997)	23.31	22.32	21.30	18.21	
12RB-Low (0)		1777.5 (132647)	23.04	22.16	21.11	18.24	
		1745 (132322)	23.13	21.92	21.10	18.43	
		1712.5 (131997)	23.27	22.39	21.40	18.47	
25RB (0)		1777.5 (132647)	23.03	22.11	21.14	18.03	
		1745 (132322)	23.11	22.02	21.16	18.41	
		1712.5 (131997)	23.22	22.29	21.37	18.42	
10MHz		1RB-High (49)	1775 (132622)	23.95	23.49	22.10	18.75
			1745 (132322)	23.91	23.36	22.31	18.91
			1715 (132022)	24.06	23.59	22.27	18.96
	1RB-Middle (24)	1775 (132622)	23.91	23.17	22.18	19.01	
		1745 (132322)	24.03	23.21	22.26	19.13	
		1715 (132022)	24.23	23.43	22.65	19.63	
	1RB-Low (0)	1775 (132622)	23.98	23.43	22.32	19.28	
		1745 (132322)	24.03	23.53	22.07	19.43	
		1715 (132022)	24.25	23.77	22.25	19.25	

	25RB-High (25)	1775 (132622)	23.07	22.14	21.25	18.27	
		1745 (132322)	23.15	22.23	21.18	18.15	
		1715 (132022)	23.31	22.34	21.32	18.11	
	25RB-Middle (12)	1775 (132622)	23.11	22.18	21.22	18.21	
		1745 (132322)	23.06	22.17	21.24	18.26	
		1715 (132022)	23.31	22.36	21.34	18.31	
	25RB-Low (0)	1775 (132622)	23.08	22.09	21.16	17.68	
		1745 (132322)	22.99	22.06	21.18	17.69	
		1715 (132022)	23.28	22.34	21.30	18.48	
	50RB (0)	1775 (132622)	23.15	22.11	21.15	18.45	
		1745 (132322)	23.05	22.09	21.15	18.05	
		1715 (132022)	23.33	22.31	21.30	17.93	
15MHz	1RB-High (74)	1772.5 (132597)	23.86	23.19	22.14	18.96	
		1745 (132322)	23.78	23.20	22.18	18.68	
		1717.5 (132047)	24.02	23.50	22.33	18.92	
	1RB-Middle (37)	1772.5 (132597)	23.87	23.18	21.98	18.47	
		1745 (132322)	23.90	23.20	22.13	19.30	
		1717.5 (132047)	24.04	23.36	22.47	18.64	
	1RB-Low (0)	1772.5 (132597)	23.95	23.30	22.21	19.05	
		1745 (132322)	23.97	23.41	22.16	19.37	
		1717.5 (132047)	23.98	23.51	22.35	19.28	
	36RB-High (38)	1772.5 (132597)	23.07	21.99	21.07	17.97	
		1745 (132322)	23.05	22.01	21.12	18.15	
		1717.5 (132047)	23.17	22.17	21.24	17.97	
	36RB-Middle (19)	1772.5 (132597)	23.05	22.07	21.07	18.15	
		1745 (132322)	23.03	21.90	21.05	18.33	
		1717.5 (132047)	23.26	22.22	21.28	18.26	
	36RB-Low (0)	1772.5 (132597)	23.03	22.01	20.98	18.13	
		1745 (132322)	23.00	21.99	21.09	18.30	
		1717.5 (132047)	23.11	22.05	21.23	18.11	
	75RB (0)	1772.5 (132597)	22.99	21.99	21.03	18.29	
		1745 (132322)	22.98	21.98	20.93	17.98	
		1717.5 (132047)	23.21	22.18	21.11	18.31	
	20MHz	1RB-High (99)	1770 (132572)	23.87	23.38	21.36	19.07
			1745 (132322)	23.93	23.33	21.28	18.83
			1720 (132072)	24.05	23.29	21.52	18.65
		1RB-Middle (50)	1770 (132572)	23.80	23.22	21.50	18.80
			1745 (132322)	24.13	23.34	21.34	19.43

	1RB-Low (0)	1720 (132072)	24.05	23.30	21.49	19.05
		1770 (132572)	23.87	23.33	21.76	19.07
		1745 (132322)	23.88	23.20	21.54	18.68
		1720 (132072)	24.10	23.49	21.42	18.80
	50RB-High (50)	1770 (132572)	23.04	21.96	21.34	17.84
		1745 (132322)	23.07	22.03	20.20	17.67
		1720 (132072)	23.16	22.09	20.35	18.36
	50RB-Middle (25)	1770 (132572)	23.07	22.02	21.57	18.27
		1745 (132322)	23.29	21.96	20.26	18.29
		1720 (132072)	23.28	22.27	20.49	18.68
	50RB-Low (0)	1770 (132572)	23.01	22.00	21.70	18.31
		1745 (132322)	23.01	22.07	20.30	18.01
		1720 (132072)	23.10	22.08	20.33	18.20
	100RB (0)	1770 (132572)	23.03	22.03	21.47	17.73
		1745 (132322)	22.99	22.05	20.23	17.89
1720 (132072)		23.21	22.15	20.38	18.61	

LTE B66-ANT0 (Power Level B1)

BANDWIDTH	Number of RBs	Frequency	QPSK	16QAM	64QAM	256QAM
1.4MHz	1RB-High (5)	1779.3 (132665)	14.77	14.87	14.69	14.53
		1745 (132322)	14.56	14.48	14.81	14.64
		1710.7 (131979)	14.70	14.81	14.55	14.60
	1RB-Middle (3)	1779.3 (132665)	14.55	14.60	14.48	14.62
		1745 (132322)	14.81	14.77	14.59	14.66
		1710.7 (131979)	14.56	14.48	14.64	14.77
	1RB-Low (0)	1779.3 (132665)	14.82	14.71	14.49	14.79
		1745 (132322)	14.83	14.60	14.85	14.66
		1710.7 (131979)	14.58	14.61	14.72	14.70
	3RB-High (3)	1779.3 (132665)	14.78	14.58	14.86	14.57
		1745 (132322)	14.54	14.58	14.49	14.56
		1710.7 (131979)	14.62	14.69	14.50	14.79
	3RB-Middle (1)	1779.3 (132665)	14.51	14.84	14.63	14.83
		1745 (132322)	14.87	14.74	14.87	14.75
		1710.7 (131979)	14.63	14.77	14.63	14.60
	3RB-Low (0)	1779.3 (132665)	14.77	14.66	14.52	14.53
		1745 (132322)	14.50	14.72	14.55	14.72
		1710.7 (131979)	14.69	14.67	14.50	14.65

	6RB (0)	1779.3 (132665)	14.72	14.67	14.76	14.52	
		1745 (132322)	14.82	14.84	14.51	14.71	
		1710.7 (131979)	14.85	14.64	14.84	14.63	
3MHz	1RB-High (14)	1778.5 (132657)	14.79	14.56	14.64	14.83	
		1745 (132322)	14.51	14.72	14.73	14.57	
		1711.5 (131987)	14.77	14.76	14.76	14.48	
	1RB-Middle (7)	1778.5 (132657)	14.62	14.54	14.57	14.82	
		1745 (132322)	14.60	14.53	14.62	14.84	
		1711.5 (131987)	14.71	14.65	14.65	14.75	
	1RB-Low (0)	1778.5 (132657)	14.69	14.72	14.81	14.84	
		1745 (132322)	14.68	14.66	14.86	14.74	
		1711.5 (131987)	14.87	14.50	14.73	14.54	
	8RB-High (7)	1778.5 (132657)	14.74	14.68	14.80	14.61	
		1745 (132322)	14.83	14.59	14.52	14.63	
		1711.5 (131987)	14.54	14.78	14.75	14.81	
	8RB-Middle (4)	1778.5 (132657)	14.78	14.77	14.52	14.70	
		1745 (132322)	14.59	14.56	14.80	14.65	
		1711.5 (131987)	14.79	14.79	14.50	14.77	
	8RB-Low (0)	1778.5 (132657)	14.86	14.72	14.79	14.52	
		1745 (132322)	14.87	14.66	14.66	14.81	
		1711.5 (131987)	14.82	14.86	14.65	14.77	
	15RB (0)	1778.5 (132657)	14.72	14.70	14.53	14.81	
		1745 (132322)	14.70	14.51	14.68	14.65	
		1711.5 (131987)	14.61	14.71	14.65	14.59	
	5MHz	1RB-High (24)	1777.5 (132647)	14.84	14.79	14.76	14.82
			1745 (132322)	14.55	14.52	14.73	14.64
1712.5 (131997)			14.65	14.77	14.50	14.66	
1RB-Middle (12)		1777.5 (132647)	14.52	14.59	14.64	14.70	
		1745 (132322)	14.84	14.84	14.56	14.83	
		1712.5 (131997)	14.86	14.51	14.67	14.55	
1RB-Low (0)		1777.5 (132647)	14.62	14.72	14.77	14.64	
		1745 (132322)	14.63	14.54	14.67	14.59	
		1712.5 (131997)	14.76	14.61	14.80	14.72	
12RB-High (13)		1777.5 (132647)	14.78	14.88	14.72	14.65	
		1745 (132322)	14.87	14.81	14.71	14.82	
		1712.5 (131997)	14.78	14.72	14.49	14.81	
12RB-Middle (6)		1777.5 (132647)	14.54	14.80	14.55	14.74	
		1745 (132322)	14.51	14.56	14.70	14.59	

	12RB-Low (0)	1712.5 (131997)	14.58	14.64	14.74	14.56
		1777.5 (132647)	14.82	14.54	14.54	14.69
		1745 (132322)	14.72	14.59	14.51	14.58
	25RB (0)	1712.5 (131997)	14.62	14.58	14.55	14.54
		1777.5 (132647)	14.79	14.73	14.83	14.80
		1745 (132322)	14.88	14.54	14.48	14.83
		1712.5 (131997)	14.54	14.88	14.49	14.78
10MHz	1RB-High (49)	1775 (132622)	14.56	14.49	14.54	14.56
		1745 (132322)	14.64	14.71	14.83	14.85
		1715 (132022)	14.49	14.76	14.55	14.87
	1RB-Middle (24)	1775 (132622)	14.59	14.65	14.73	14.79
		1745 (132322)	14.76	14.62	14.57	14.87
		1715 (132022)	14.50	14.51	14.70	14.52
	1RB-Low (0)	1775 (132622)	14.79	14.72	14.66	14.77
		1745 (132322)	14.77	14.55	14.63	14.63
		1715 (132022)	14.63	14.81	14.48	14.48
	25RB-High (25)	1775 (132622)	14.70	14.85	14.58	14.61
		1745 (132322)	14.74	14.70	14.62	14.57
		1715 (132022)	14.82	14.76	14.88	14.86
	25RB-Middle (12)	1775 (132622)	14.65	14.67	14.61	14.82
		1745 (132322)	14.88	14.69	14.76	14.87
		1715 (132022)	14.79	14.79	14.65	14.80
	25RB-Low (0)	1775 (132622)	14.82	14.81	14.78	14.55
		1745 (132322)	14.77	14.51	14.69	14.87
		1715 (132022)	14.76	14.79	14.80	14.68
	50RB (0)	1775 (132622)	14.76	14.62	14.48	14.58
		1745 (132322)	14.77	14.74	14.80	14.72
		1715 (132022)	14.74	14.54	14.58	14.73
15MHz	1RB-High (74)	1772.5 (132597)	14.73	14.80	14.66	14.59
		1745 (132322)	14.85	14.48	14.63	14.61
		1717.5 (132047)	14.66	14.84	14.56	14.58
	1RB-Middle (37)	1772.5 (132597)	14.56	14.83	14.54	14.66
		1745 (132322)	14.72	14.61	14.76	14.74
		1717.5 (132047)	14.82	14.61	14.85	14.79
	1RB-Low (0)	1772.5 (132597)	14.61	14.88	14.69	14.74
		1745 (132322)	14.87	14.73	14.79	14.84
		1717.5 (132047)	14.81	14.67	14.52	14.66
	36RB-High	1772.5 (132597)	14.84	14.56	14.84	14.49

	(38)	1745 (132322)	14.55	14.52	14.62	14.54	
		1717.5 (132047)	14.77	14.81	14.52	14.67	
	36RB-Middle (19)	1772.5 (132597)	14.50	14.80	14.51	14.75	
		1745 (132322)	14.49	14.50	14.75	14.88	
	36RB-Low (0)	1717.5 (132047)	14.85	14.54	14.76	14.75	
		1772.5 (132597)	14.70	14.60	14.75	14.52	
		1745 (132322)	14.49	14.88	14.81	14.86	
	75RB (0)	1717.5 (132047)	14.68	14.60	14.78	14.55	
		1772.5 (132597)	14.66	14.76	14.62	14.67	
		1745 (132322)	14.85	14.57	14.55	14.53	
			1717.5 (132047)	14.79	14.66	14.57	14.71
20MHz	1RB-High (99)	1770 (132572)	14.36	14.63	14.53	14.82	
		1745 (132322)	14.43	14.55	14.51	14.87	
		1720 (132072)	14.60	14.76	14.37	14.57	
	1RB-Middle (50)	1770 (132572)	14.41	14.49	14.45	14.87	
		1745 (132322)	14.71	14.57	14.37	14.52	
		1720 (132072)	14.65	14.81	14.49	14.54	
	1RB-Low (0)	1770 (132572)	14.45	14.56	14.36	14.75	
		1745 (132322)	14.49	14.64	14.40	14.79	
		1720 (132072)	14.69	14.70	14.59	14.76	
	50RB-High (50)	1770 (132572)	14.55	14.35	14.40	14.54	
		1745 (132322)	14.57	14.41	14.39	14.81	
		1720 (132072)	14.73	14.53	14.49	14.61	
	50RB-Middle (25)	1770 (132572)	14.54	14.35	14.39	14.67	
		1745 (132322)	14.89	14.33	14.36	14.51	
		1720 (132072)	14.59	14.60	14.53	14.70	
	50RB-Low (0)	1770 (132572)	14.58	14.31	14.35	14.57	
		1745 (132322)	14.65	14.33	14.30	14.50	
		1720 (132072)	14.71	14.44	14.45	14.69	
	100RB (0)	1770 (132572)	14.63	14.37	14.43	14.54	
		1745 (132322)	14.57	14.34	14.36	14.48	
		1720 (132072)	14.80	14.63	14.56	14.70	

LTE B66-ANT0 (Power Level C1)

BANDWIDTH	Number of RBs	Frequency	QPSK	16QAM	64QAM	256QAM
1.4MHz	1RB-High (5)	1779.3 (132665)	11.15	11.41	11.09	11.19

		1745 (132322)	11.40	11.41	11.20	11.07
		1710.7 (131979)	11.45	11.13	11.25	11.40
	1RB-Middle (3)	1779.3 (132665)	11.04	11.31	11.33	11.39
		1745 (132322)	11.39	11.35	11.20	11.12
	1RB-Low (0)	1710.7 (131979)	11.21	11.41	11.39	11.50
		1779.3 (132665)	11.17	11.47	11.12	11.18
		1745 (132322)	11.12	11.28	11.28	11.16
	3RB-High (3)	1710.7 (131979)	11.44	11.46	11.49	11.42
		1779.3 (132665)	11.21	11.14	11.26	11.43
		1745 (132322)	11.36	11.50	11.43	11.27
	3RB-Middle (1)	1710.7 (131979)	11.25	11.23	11.18	11.11
		1779.3 (132665)	11.07	11.36	11.49	11.08
		1745 (132322)	11.03	11.24	11.18	11.05
	3RB-Low (0)	1710.7 (131979)	11.52	11.51	11.09	11.39
		1779.3 (132665)	11.15	11.46	11.18	11.09
		1745 (132322)	11.37	11.42	11.40	11.40
	6RB (0)	1710.7 (131979)	11.11	11.11	11.03	11.52
		1779.3 (132665)	11.09	11.06	11.04	11.23
1745 (132322)		11.36	11.12	11.29	11.48	
3MHz	1RB-High (14)	1710.7 (131979)	11.49	11.31	11.23	11.05
		1778.5 (132657)	11.08	11.46	11.52	11.26
		1745 (132322)	11.27	11.08	11.07	11.04
	1RB-Middle (7)	1711.5 (131987)	11.29	11.37	11.31	11.15
		1778.5 (132657)	11.13	11.43	11.26	11.24
		1745 (132322)	11.51	11.08	11.18	11.36
	1RB-Low (0)	1711.5 (131987)	11.13	11.17	11.25	11.06
		1778.5 (132657)	11.27	11.13	11.08	11.48
		1745 (132322)	11.07	11.48	11.40	11.50
	8RB-High (7)	1711.5 (131987)	11.03	11.25	11.08	11.46
		1778.5 (132657)	11.05	11.48	11.08	11.28
		1745 (132322)	11.30	11.22	11.38	11.12
	8RB-Middle (4)	1711.5 (131987)	11.29	11.06	11.49	11.33
		1778.5 (132657)	11.24	11.07	11.47	11.46
		1745 (132322)	11.34	11.35	11.44	11.49
	8RB-Low (0)	1711.5 (131987)	11.38	11.06	11.42	11.08
		1778.5 (132657)	11.37	11.24	11.31	11.34
		1745 (132322)	11.10	11.30	11.23	11.51
15RB (0)	1711.5 (131987)	11.48	11.49	11.06	11.16	
		1778.5 (132657)	11.30	11.52	11.35	11.30

		1745 (132322)	11.41	11.25	11.28	11.16
		1711.5 (131987)	11.48	11.24	11.41	11.17
5MHz	1RB-High (24)	1777.5 (132647)	11.31	11.24	11.47	11.25
		1745 (132322)	11.06	11.42	11.38	11.28
		1712.5 (131997)	11.16	11.43	11.14	11.05
	1RB-Middle (12)	1777.5 (132647)	11.26	11.51	11.37	11.06
		1745 (132322)	11.40	11.33	11.47	11.10
		1712.5 (131997)	11.34	11.18	11.32	11.29
	1RB-Low (0)	1777.5 (132647)	11.06	11.26	11.08	11.27
		1745 (132322)	11.03	11.23	11.45	11.37
		1712.5 (131997)	11.10	11.41	11.51	11.40
	12RB-High (13)	1777.5 (132647)	11.03	11.45	11.34	11.25
		1745 (132322)	11.03	11.50	11.39	11.29
		1712.5 (131997)	11.48	11.22	11.22	11.12
	12RB-Middle (6)	1777.5 (132647)	11.39	11.07	11.13	11.47
		1745 (132322)	11.41	11.23	11.46	11.48
		1712.5 (131997)	11.23	11.08	11.38	11.34
	12RB-Low (0)	1777.5 (132647)	11.26	11.17	11.32	11.36
		1745 (132322)	11.10	11.21	11.36	11.38
		1712.5 (131997)	11.34	11.28	11.04	11.19
	25RB (0)	1777.5 (132647)	11.09	11.36	11.21	11.11
		1745 (132322)	11.23	11.16	11.27	11.36
		1712.5 (131997)	11.08	11.16	11.18	11.13
10MHz	1RB-High (49)	1775 (132622)	11.29	11.45	11.36	11.37
		1745 (132322)	11.04	11.10	11.14	11.13
		1715 (132022)	11.39	11.46	11.13	11.52
	1RB-Middle (24)	1775 (132622)	11.27	11.36	11.15	11.31
		1745 (132322)	11.51	11.04	11.41	11.43
		1715 (132022)	11.13	11.09	11.49	11.10
	1RB-Low (0)	1775 (132622)	11.33	11.47	11.32	11.22
		1745 (132322)	11.35	11.38	11.08	11.10
		1715 (132022)	11.34	11.08	11.28	11.21
	25RB-High (25)	1775 (132622)	11.39	11.22	11.35	11.35
		1745 (132322)	11.46	11.10	11.40	11.23
		1715 (132022)	11.04	11.06	11.09	11.09
	25RB-Middle (12)	1775 (132622)	11.20	11.47	11.40	11.05
		1745 (132322)	11.31	11.04	11.33	11.14
		1715 (132022)	11.07	11.47	11.13	11.08

	25RB-Low (0)	1775 (132622)	11.15	11.04	11.04	11.30
		1745 (132322)	11.04	11.12	11.12	11.47
		1715 (132022)	11.16	11.35	11.33	11.26
	50RB (0)	1775 (132622)	11.12	11.43	11.21	11.26
		1745 (132322)	11.29	11.43	11.08	11.47
		1715 (132022)	11.34	11.49	11.51	11.39
15MHz	1RB-High (74)	1772.5 (132597)	11.09	11.44	11.22	11.17
		1745 (132322)	11.36	11.43	11.45	11.26
		1717.5 (132047)	11.23	11.05	11.50	11.09
	1RB-Middle (37)	1772.5 (132597)	11.08	11.19	11.08	11.15
		1745 (132322)	11.22	11.17	11.41	11.42
		1717.5 (132047)	11.27	11.50	11.33	11.29
	1RB-Low (0)	1772.5 (132597)	11.15	11.25	11.34	11.35
		1745 (132322)	11.52	11.27	11.45	11.28
		1717.5 (132047)	11.32	11.27	11.32	11.42
	36RB-High (38)	1772.5 (132597)	11.12	11.23	11.31	11.43
		1745 (132322)	11.04	11.45	11.03	11.51
		1717.5 (132047)	11.19	11.43	11.23	11.31
	36RB-Middle (19)	1772.5 (132597)	11.20	11.18	11.29	11.25
		1745 (132322)	11.04	11.45	11.16	11.29
		1717.5 (132047)	11.16	11.32	11.25	11.22
	36RB-Low (0)	1772.5 (132597)	11.36	11.34	11.36	11.11
		1745 (132322)	11.32	11.38	11.18	11.14
		1717.5 (132047)	11.06	11.48	11.24	11.43
	75RB (0)	1772.5 (132597)	11.45	11.45	11.33	11.13
		1745 (132322)	11.18	11.33	11.24	11.03
		1717.5 (132047)	11.44	11.50	11.34	11.18
20MHz	1RB-High (99)	1770 (132572)	11.07	11.34	11.25	11.16
		1745 (132322)	11.10	11.41	11.30	11.22
		1720 (132072)	11.20	11.63	11.52	11.30
	1RB-Middle (50)	1770 (132572)	11.02	11.31	11.29	11.06
		1745 (132322)	11.34	11.46	11.36	11.13
		1720 (132072)	11.26	11.55	11.49	11.38
	1RB-Low (0)	1770 (132572)	11.11	11.46	11.29	11.52
		1745 (132322)	11.24	11.50	11.35	11.37
		1720 (132072)	11.28	11.55	11.66	11.52
	50RB-High (50)	1770 (132572)	11.19	11.09	11.17	11.40
1745 (132322)		11.26	11.15	11.14	11.47	

	50RB-Middle (25)	1720 (132072)	11.40	11.41	11.41	11.35
		1770 (132572)	11.19	11.19	11.17	11.05
		1745 (132322)	11.44	11.23	11.12	11.13
	50RB-Low (0)	1720 (132072)	11.42	11.43	11.42	11.47
		1770 (132572)	11.15	11.14	11.19	11.27
		1745 (132322)	11.27	11.26	11.24	11.04
	100RB (0)	1720 (132072)	11.34	11.32	11.36	11.40
		1770 (132572)	11.22	11.11	11.20	11.50
		1745 (132322)	11.20	11.13	11.14	11.39
			1720 (132072)	11.40	11.45	11.45

LTE B66-ANT4 (Power Level A1)

BANDWIDTH	Number of RBs	Frequency	QPSK	16QAM	64QAM	256QAM
1.4MHz	1RB-High (5)	1779.3 (132665)	24.57	23.27	22.21	18.21
		1745 (132322)	24.45	23.20	22.13	18.26
		1710.7 (131979)	24.41	23.07	22.18	18.35
	1RB-Middle (3)	1779.3 (132665)	24.42	23.16	22.02	18.20
		1745 (132322)	24.29	23.27	22.32	18.15
		1710.7 (131979)	24.43	23.24	22.09	18.12
	1RB-Low (0)	1779.3 (132665)	24.43	23.23	22.18	18.18
		1745 (132322)	24.31	23.27	22.17	17.90
		1710.7 (131979)	24.35	23.19	22.40	18.09
	3RB-High (3)	1779.3 (132665)	23.44	22.19	21.22	18.01
		1745 (132322)	23.49	22.09	21.09	18.02
		1710.7 (131979)	23.39	22.01	21.13	17.93
	3RB-Middle (1)	1779.3 (132665)	23.18	22.06	21.13	17.94
		1745 (132322)	23.40	22.34	21.20	18.03
		1710.7 (131979)	23.18	22.33	21.11	17.94
	3RB-Low (0)	1779.3 (132665)	23.23	22.36	20.93	18.06
		1745 (132322)	23.21	22.40	21.13	18.17
		1710.7 (131979)	23.27	22.08	21.02	18.14
	6RB (0)	1779.3 (132665)	23.53	22.13	21.03	18.09
		1745 (132322)	23.28	22.24	21.18	17.93
		1710.7 (131979)	23.29	22.05	21.10	17.89

3MHz	1RB-High (14)	1778.5 (132657)	24.52	23.33	22.21	18.27
		1745 (132322)	24.47	23.17	22.25	18.22
		1711.5 (131987)	24.35	23.11	22.12	18.21
	1RB-Middle (7)	1778.5 (132657)	24.31	23.27	22.28	18.14
		1745 (132322)	24.51	23.37	22.31	18.17
		1711.5 (131987)	24.32	23.23	22.06	18.17
	1RB-Low (0)	1778.5 (132657)	24.51	23.11	22.15	18.10
		1745 (132322)	24.48	23.18	22.18	18.07
		1711.5 (131987)	24.36	23.12	22.27	18.06
	8RB-High (7)	1778.5 (132657)	23.51	22.25	21.15	17.99
		1745 (132322)	23.31	21.98	21.11	18.15
		1711.5 (131987)	23.37	22.18	21.13	18.07
	8RB-Middle (4)	1778.5 (132657)	23.24	22.12	21.03	17.90
		1745 (132322)	23.38	22.41	21.20	18.04
		1711.5 (131987)	23.41	22.20	21.09	17.80
	8RB-Low (0)	1778.5 (132657)	23.19	22.36	21.07	17.89
		1745 (132322)	23.13	22.20	21.14	18.04
		1711.5 (131987)	23.19	22.20	21.19	18.13
	15RB (0)	1778.5 (132657)	23.43	22.12	21.07	18.12
		1745 (132322)	23.37	22.17	21.11	17.91
		1711.5 (131987)	23.30	22.10	21.00	17.94
5MHz	1RB-High (24)	1777.5 (132647)	24.43	23.21	22.09	18.12
		1745 (132322)	24.48	23.14	22.23	18.30
		1712.5 (131997)	24.24	23.06	22.31	18.40
	1RB-Middle (12)	1777.5 (132647)	24.31	23.19	22.08	18.15
		1745 (132322)	24.32	23.28	22.23	18.25
		1712.5 (131997)	24.41	23.16	22.11	17.94
	1RB-Low (0)	1777.5 (132647)	24.39	23.08	22.19	18.21
		1745 (132322)	24.46	23.30	22.30	17.93
		1712.5 (131997)	24.37	23.21	22.34	18.06
	12RB-High (13)	1777.5 (132647)	23.40	22.26	21.28	18.11
		1745 (132322)	23.39	22.05	21.07	18.05
		1712.5 (131997)	23.30	22.06	21.13	18.07
	12RB-Middle (6)	1777.5 (132647)	23.26	22.21	21.04	18.01
		1745 (132322)	23.39	22.25	21.34	18.17
		1712.5 (131997)	23.31	22.23	21.21	17.93

	12RB-Low (0)	1777.5 (132647)	23.31	22.39	21.05	17.97
		1745 (132322)	23.34	22.49	21.13	18.02
		1712.5 (131997)	23.37	22.09	21.00	18.18
	25RB (0)	1777.5 (132647)	23.38	22.02	21.04	18.18
		1745 (132322)	23.26	22.23	21.27	17.90
		1712.5 (131997)	23.31	22.07	20.93	17.90
10MHz	1RB-High (49)	1775 (132622)	24.52	23.29	22.16	18.20
		1745 (132322)	24.44	23.19	22.26	18.10
		1715 (132022)	24.28	23.18	22.17	18.14
	1RB-Middle (24)	1775 (132622)	24.47	23.27	22.19	18.17
		1745 (132322)	24.36	23.23	22.22	18.15
		1715 (132022)	24.43	23.19	21.99	18.00
	1RB-Low (0)	1775 (132622)	24.45	23.23	22.19	18.10
		1745 (132322)	24.31	23.25	22.07	18.12
		1715 (132022)	24.27	23.13	22.20	18.08
	25RB-High (25)	1775 (132622)	23.47	22.24	21.24	18.12
		1745 (132322)	23.40	22.15	21.05	18.15
		1715 (132022)	23.37	22.03	21.23	17.93
	25RB-Middle (12)	1775 (132622)	23.37	22.16	21.04	18.02
		1745 (132322)	23.40	22.22	21.14	18.02
		1715 (132022)	23.28	22.30	21.09	17.97
	25RB-Low (0)	1775 (132622)	23.37	22.20	20.93	17.87
		1745 (132322)	23.22	22.22	20.97	18.01
		1715 (132022)	23.16	22.19	21.04	18.16
	50RB (0)	1775 (132622)	23.43	22.25	21.07	18.06
		1745 (132322)	23.35	22.23	21.07	18.10
		1715 (132022)	23.22	22.13	21.15	17.95
15MHz	1RB-High (74)	1772.5 (132597)	24.51	23.22	22.16	18.18
		1745 (132322)	24.38	23.13	22.17	18.21
		1717.5 (132047)	24.34	23.05	22.22	18.31
	1RB-Middle (37)	1772.5 (132597)	24.37	23.21	22.12	18.10
		1745 (132322)	24.36	23.27	22.29	18.23
		1717.5 (132047)	24.37	23.23	22.14	18.03
	1RB-Low (0)	1772.5 (132597)	24.47	23.13	22.15	18.19
		1745 (132322)	24.41	23.28	22.22	17.99

	36RB-High (38)	1717.5 (132047)	24.41	23.25	22.30	18.09
		1772.5 (132597)	23.38	22.16	21.25	18.04
		1745 (132322)	23.40	22.15	21.08	18.08
	36RB-Middle (19)	1717.5 (132047)	23.36	22.03	21.04	18.01
		1772.5 (132597)	23.22	22.14	21.10	17.98
		1745 (132322)	23.40	22.31	21.24	18.09
	36RB-Low (0)	1717.5 (132047)	23.28	22.32	21.12	17.97
		1772.5 (132597)	23.29	22.30	20.97	18.00
		1745 (132322)	23.30	22.40	21.10	18.12
	75RB (0)	1717.5 (132047)	23.29	22.15	21.02	18.11
		1772.5 (132597)	23.46	22.09	21.11	18.08
		1745 (132322)	23.28	22.22	21.18	18.00
20MHz	1RB-High (99)	1717.5 (132047)	23.22	22.10	21.01	17.94
		1772.5 (132597)	23.46	22.09	21.11	18.08
		1745 (132322)	23.28	22.22	21.18	18.00
	1RB-Middle (50)	1770 (132572)	24.44	23.26	22.18	18.22
		1745 (132322)	24.38	23.16	22.18	18.14
		1720 (132072)	24.29	23.12	22.14	18.21
	1RB-Low (0)	1770 (132572)	24.37	23.30	22.20	18.16
		1745 (132322)	24.46	23.31	22.29	18.23
		1720 (132072)	24.41	23.19	22.09	18.09
	50RB-High (50)	1770 (132572)	24.42	23.21	22.16	18.17
		1745 (132322)	24.38	23.23	22.14	18.07
		1720 (132072)	24.34	23.18	22.26	18.06
50RB-Middle (25)	1770 (132572)	23.41	22.18	21.17	18.07	
	1745 (132322)	23.39	22.07	21.08	18.09	
	1720 (132072)	23.32	22.09	21.13	18.01	
50RB-Low (0)	1770 (132572)	23.31	22.18	21.09	17.99	
	1745 (132322)	23.46	22.31	21.19	18.10	
	1720 (132072)	23.37	22.24	21.07	17.89	
100RB (0)	1770 (132572)	23.28	22.29	21.00	17.96	
	1745 (132322)	23.22	22.30	21.06	18.07	
	1720 (132072)	23.26	22.22	21.11	18.06	
		1770 (132572)	23.39	22.17	21.12	18.10
		1745 (132322)	23.37	22.19	21.16	18.01
		1720 (132072)	23.25	22.13	21.07	18.00

LTE B66-ANT4 (Power Level C1)

BANDWIDTH	Number of RBs	Frequency	QPSK	16QAM	64QAM	256QAM
1.4MHz	1RB-High (5)	1779.3 (132665)	12.31	12.17	12.28	12.28
		1745 (132322)	12.16	12.21	12.17	12.21
		1710.7 (131979)	12.11	12.11	12.25	12.21
	1RB-Middle (3)	1779.3 (132665)	12.06	12.16	12.14	12.33
		1745 (132322)	12.24	12.09	12.14	12.20
		1710.7 (131979)	12.16	12.22	12.18	12.20
	1RB-Low (0)	1779.3 (132665)	12.19	12.26	12.29	12.32
		1745 (132322)	12.32	12.10	12.07	12.30
		1710.7 (131979)	12.24	12.25	12.26	12.22
	3RB-High (3)	1779.3 (132665)	12.33	12.15	12.30	12.09
		1745 (132322)	12.27	12.13	12.32	12.12
		1710.7 (131979)	12.32	12.32	12.24	12.21
	3RB-Middle (1)	1779.3 (132665)	12.07	12.17	12.21	12.19
		1745 (132322)	12.05	12.22	12.32	12.22
		1710.7 (131979)	12.21	12.31	12.11	12.11
	3RB-Low (0)	1779.3 (132665)	12.20	12.18	12.23	12.32
		1745 (132322)	12.24	12.27	12.28	12.21
		1710.7 (131979)	12.28	12.11	12.30	12.31
	6RB (0)	1779.3 (132665)	12.27	12.13	12.12	12.17
		1745 (132322)	12.26	12.05	12.20	12.15
		1710.7 (131979)	12.16	12.28	12.30	12.17
3MHz	1RB-High (14)	1778.5 (132657)	12.17	12.11	12.08	12.30
		1745 (132322)	12.26	12.33	12.15	12.25
		1711.5 (131987)	12.11	12.29	12.22	12.32
	1RB-Middle (7)	1778.5 (132657)	12.10	12.16	12.18	12.26
		1745 (132322)	12.33	12.16	12.15	12.09
		1711.5 (131987)	12.26	12.08	12.27	12.32
	1RB-Low (0)	1778.5 (132657)	12.32	12.17	12.08	12.18
		1745 (132322)	12.28	12.27	12.13	12.09
		1711.5 (131987)	12.28	12.32	12.11	12.33
	8RB-High (7)	1778.5 (132657)	12.25	12.07	12.10	12.31

		1745 (132322)	12.07	12.31	12.26	12.11	
		1711.5 (131987)	12.06	12.26	12.32	12.19	
	8RB-Middle (4)	1778.5 (132657)	12.25	12.25	12.16	12.28	
		1745 (132322)	12.08	12.27	12.18	12.22	
	8RB-Low (0)	1711.5 (131987)	12.23	12.17	12.21	12.06	
		1778.5 (132657)	12.10	12.30	12.15	12.12	
		1745 (132322)	12.26	12.18	12.19	12.25	
	15RB (0)	1711.5 (131987)	12.21	12.07	12.05	12.24	
		1778.5 (132657)	12.08	12.29	12.28	12.32	
		1745 (132322)	12.16	12.12	12.14	12.31	
5MHz	1RB-High (24)	1777.5 (132647)	12.28	12.16	12.12	12.31	
		1745 (132322)	12.26	12.09	12.07	12.30	
		1712.5 (131997)	12.22	12.09	12.15	12.16	
	1RB-Middle (12)	1777.5 (132647)	12.09	12.30	12.18	12.09	
		1745 (132322)	12.18	12.26	12.33	12.32	
		1712.5 (131997)	12.21	12.33	12.18	12.08	
	1RB-Low (0)	1777.5 (132647)	12.14	12.24	12.21	12.09	
		1745 (132322)	12.20	12.20	12.30	12.11	
		1712.5 (131997)	12.33	12.19	12.05	12.09	
	12RB-High (13)	1777.5 (132647)	12.16	12.29	12.29	12.17	
		1745 (132322)	12.05	12.14	12.08	12.29	
		1712.5 (131997)	12.21	12.15	12.25	12.23	
	12RB-Middle (6)	1777.5 (132647)	12.30	12.27	12.21	12.23	
		1745 (132322)	12.29	12.08	12.33	12.17	
		1712.5 (131997)	12.19	12.06	12.08	12.09	
	12RB-Low (0)	1777.5 (132647)	12.19	12.15	12.33	12.15	
		1745 (132322)	12.05	12.17	12.10	12.18	
		1712.5 (131997)	12.18	12.18	12.30	12.13	
	25RB (0)	1777.5 (132647)	12.07	12.29	12.11	12.21	
		1745 (132322)	12.07	12.16	12.23	12.15	
		1712.5 (131997)	12.15	12.05	12.16	12.33	
	10MHz	1RB-High (49)	1775 (132622)	12.12	12.17	12.16	12.32
			1745 (132322)	12.23	12.24	12.12	12.08
1715 (132022)			12.16	12.15	12.33	12.20	

	1RB-Middle (24)	1775 (132622)	12.18	12.10	12.31	12.16	
		1745 (132322)	12.15	12.13	12.26	12.18	
		1715 (132022)	12.21	12.19	12.20	12.28	
	1RB-Low (0)	1775 (132622)	12.31	12.19	12.23	12.28	
		1745 (132322)	12.15	12.10	12.32	12.15	
		1715 (132022)	12.19	12.21	12.18	12.33	
	25RB-High (25)	1775 (132622)	12.15	12.07	12.19	12.27	
		1745 (132322)	12.14	12.26	12.11	12.08	
		1715 (132022)	12.06	12.32	12.25	12.33	
	25RB-Middle (12)	1775 (132622)	12.32	12.15	12.27	12.29	
		1745 (132322)	12.08	12.17	12.22	12.29	
		1715 (132022)	12.32	12.26	12.33	12.15	
	25RB-Low (0)	1775 (132622)	12.09	12.12	12.28	12.16	
		1745 (132322)	12.21	12.11	12.21	12.24	
		1715 (132022)	12.09	12.31	12.12	12.13	
	50RB (0)	1775 (132622)	12.32	12.09	12.24	12.27	
		1745 (132322)	12.06	12.19	12.14	12.29	
		1715 (132022)	12.28	12.21	12.13	12.32	
	15MHz	1RB-High (74)	1772.5 (132597)	12.29	12.13	12.07	12.29
			1745 (132322)	12.32	12.09	12.27	12.06
			1717.5 (132047)	12.27	12.24	12.11	12.32
		1RB-Middle (37)	1772.5 (132597)	12.28	12.27	12.22	12.25
			1745 (132322)	12.10	12.18	12.11	12.08
1717.5 (132047)			12.15	12.20	12.20	12.31	
1RB-Low (0)		1772.5 (132597)	12.07	12.06	12.21	12.17	
		1745 (132322)	12.24	12.17	12.23	12.19	
		1717.5 (132047)	12.20	12.13	12.26	12.14	
36RB-High (38)		1772.5 (132597)	12.15	12.11	12.22	12.09	
		1745 (132322)	12.13	12.20	12.09	12.13	
		1717.5 (132047)	12.12	12.24	12.22	12.07	
36RB-Middle (19)		1772.5 (132597)	12.13	12.13	12.10	12.33	
		1745 (132322)	12.22	12.11	12.26	12.15	
		1717.5 (132047)	12.07	12.25	12.19	12.27	
36RB-Low (0)		1772.5 (132597)	12.13	12.13	12.33	12.25	
		1745 (132322)	12.08	12.10	12.19	12.18	
		1717.5 (132047)	12.23	12.28	12.19	12.12	

	75RB (0)	1772.5 (132597)	12.29	12.32	12.09	12.32	
		1745 (132322)	12.07	12.13	12.33	12.17	
		1717.5 (132047)	12.27	12.33	12.32	12.12	
20MHz	1RB-High (99)	1770 (132572)	12.23	12.18	12.16	12.15	
		1745 (132322)	12.41	12.28	12.23	12.16	
		1720 (132072)	12.57	12.26	12.12	12.08	
	1RB-Middle (50)	1770 (132572)	12.72	12.16	12.24	12.14	
		1745 (132322)	12.89	12.13	12.21	12.20	
		1720 (132072)	12.64	12.13	12.17	12.28	
	1RB-Low (0)	1770 (132572)	12.23	12.08	12.10	12.31	
		1745 (132322)	12.07	12.26	12.16	12.10	
		1720 (132072)	12.05	12.20	12.06	12.32	
	50RB-High (50)	1770 (132572)	12.06	12.20	12.08	12.29	
		1745 (132322)	12.16	12.32	12.26	12.08	
		1720 (132072)	12.31	12.14	12.27	12.22	
	50RB-Middle (25)	1770 (132572)	12.72	12.23	12.15	12.08	
		1745 (132322)	12.84	12.10	12.12	12.29	
		1720 (132072)	12.78	12.25	12.11	12.07	
	50RB-Low (0)	1770 (132572)	12.64	12.29	12.06	12.15	
		1745 (132322)	12.18	12.30	12.15	12.24	
		1720 (132072)	12.28	12.06	12.13	12.14	
	100RB (0)	1770 (132572)	12.06	12.28	12.22	12.26	
		1745 (132322)	12.29	12.17	12.18	12.09	
		1720 (132072)	12.09	12.12	12.24	12.11	

LTE B71-ANT0 (Power Level A1)

BANDWIDTH	Number of RBs	Frequency	QPSK	16QAM	64QAM	256QAM
5MHz	1RB-High (24)	695.5 (133447)	24.06	23.52	22.42	18.86
		680.5 (133297)	24.38	23.59	22.31	19.68
		665.5 (133147)	24.12	23.37	22.34	19.32
	1RB-Middle (12)	695.5 (133447)	24.09	23.43	22.08	18.79
		680.5 (133297)	24.08	23.40	22.36	19.38
		665.5 (133147)	24.05	23.73	22.45	18.95

	1RB-Low (0)	695.5 (133447)	24.47	23.64	22.61	19.47
		680.5 (133297)	24.16	23.59	22.26	19.26
		665.5 (133147)	24.55	23.86	22.50	19.85
	12RB-High (13)	695.5 (133447)	23.16	22.23	21.11	18.46
		680.5 (133297)	23.32	22.30	21.21	18.42
		665.5 (133147)	23.37	22.30	21.34	18.67
	12RB-Middle (6)	695.5 (133447)	23.28	22.46	21.21	18.48
		680.5 (133297)	23.27	22.32	21.18	17.97
		665.5 (133147)	23.31	22.30	21.36	17.91
	12RB-Low (0)	695.5 (133447)	23.24	22.34	21.30	18.14
		680.5 (133297)	23.44	22.43	21.17	18.84
		665.5 (133147)	23.42	22.35	21.24	18.82
25RB (0)	695.5 (133447)	23.47	22.16	21.34	18.17	
	680.5 (133297)	23.38	22.48	21.19	18.48	
	665.5 (133147)	23.62	22.24	21.31	18.82	
10MHz	1RB-High (49)	693 (132422)	24.04	23.40	22.31	18.74
		680.5 (133297)	24.17	23.53	22.29	18.87
		668 (133172)	24.22	23.38	22.47	19.22
	1RB-Middle (24)	693 (132422)	24.17	23.63	22.22	18.77
		680.5 (133297)	24.30	23.48	22.35	18.90
		668 (133172)	24.25	23.67	22.28	18.95
	1RB-Low (0)	693 (132422)	24.47	23.55	22.59	19.77
		680.5 (133297)	24.17	23.58	22.28	18.87
		668 (133172)	24.41	23.90	22.54	19.01
	25RB-High (25)	693 (132422)	23.28	22.30	21.21	17.88
		680.5 (133297)	23.38	22.29	21.25	18.18
		668 (133172)	23.32	22.24	21.37	17.92
	25RB-Middle (12)	693 (132422)	23.37	22.27	21.24	17.97
		680.5 (133297)	23.37	22.31	21.30	18.27
		668 (133172)	23.35	22.38	21.31	18.55
	25RB-Low (0)	693 (132422)	23.33	22.18	21.23	18.13
		680.5 (133297)	23.42	22.36	21.24	18.32
		668 (133172)	23.29	22.44	21.29	17.99
	50RB (0)	693 (132422)	23.46	22.16	21.15	18.16
		680.5 (133297)	23.40	22.30	21.25	18.50
		668 (133172)	23.47	22.41	21.19	18.77
15MHz	1RB-High (74)	690.5 (133397)	24.07	23.48	22.33	19.07
		680.5 (133297)	24.29	23.52	22.30	18.99

		670.5 (133197)	24.06	23.44	22.29	19.46
	1RB-Middle (37)	690.5 (133397)	24.19	23.52	22.13	19.59
		680.5 (133297)	24.12	23.39	22.40	19.42
		670.5 (133197)	24.13	23.63	22.35	19.23
	1RB-Low (0)	690.5 (133397)	24.38	23.70	22.69	19.68
		680.5 (133297)	24.23	23.69	22.31	18.83
		670.5 (133197)	24.48	23.82	22.41	19.48
	36RB-High (38)	690.5 (133397)	23.16	22.25	21.16	17.86
		680.5 (133297)	23.28	22.40	21.20	18.48
		670.5 (133197)	23.44	22.28	21.26	18.84
	36RB-Middle (19)	690.5 (133397)	23.34	22.39	21.22	17.94
		680.5 (133297)	23.37	22.40	21.25	18.57
		670.5 (133197)	23.35	22.39	21.35	18.75
	36RB-Low (0)	690.5 (133397)	23.34	22.36	21.35	18.54
		680.5 (133297)	23.37	22.44	21.26	18.67
		670.5 (133197)	23.42	22.32	21.34	18.12
	75RB (0)	690.5 (133397)	23.37	22.21	21.27	18.67
		680.5 (133297)	23.47	22.38	21.27	18.67
		670.5 (133197)	23.54	22.30	21.27	18.54
20MHz	1RB-High (99)	688 (133372)	24.02	23.39	22.32	19.32
		683 (133322)	24.23	23.48	22.29	19.43
		673 (133222)	24.14	23.47	22.37	19.04
	1RB-Middle (50)	688 (133372)	24.21	23.57	22.21	19.11
		683 (133322)	24.52	23.49	22.33	19.82
		673 (133222)	24.22	23.57	22.29	19.22
	1RB-Low (0)	688 (133372)	24.47	23.65	22.63	19.17
		683 (133322)	24.26	23.61	22.34	18.96
		673 (133222)	24.45	23.82	22.47	19.15
	50RB-High (50)	688 (133372)	23.26	22.22	21.13	17.86
		683 (133322)	23.34	22.30	21.27	18.64
		673 (133222)	23.38	22.25	21.33	18.38
	50RB-Middle (25)	688 (133372)	23.37	22.33	21.30	18.77
		683 (133322)	23.45	22.35	21.31	18.65
		673 (133222)	23.41	22.38	21.35	18.81
	50RB-Low (0)	688 (133372)	23.39	22.28	21.28	18.49
		683 (133322)	23.44	22.39	21.33	18.34
		673 (133222)	23.38	22.36	21.32	17.98
	100RB (0)	688 (133372)	23.36	22.25	21.17	18.46
		683 (133322)	23.45	22.39	21.31	18.65

		673 (133222)	23.45	22.32	21.27	18.45

LTE B71-ANT0 (Power Level B1)

BANDWIDTH	Number of RBs	Frequency	QPSK	16QAM	64QAM	256QAM
5MHz	1RB-High (24)	695.5 (133447)	19.83	19.72	19.65	19.78
		680.5 (133297)	19.53	19.73	19.66	19.56
		665.5 (133147)	19.70	19.69	19.70	19.44
	1RB-Middle (12)	695.5 (133447)	19.71	19.60	19.50	19.45
		680.5 (133297)	19.36	19.51	19.44	19.77
		665.5 (133147)	19.39	19.35	19.44	19.56
	1RB-Low (0)	695.5 (133447)	19.59	19.82	19.47	19.59
		680.5 (133297)	19.60	19.55	19.75	19.86
		665.5 (133147)	19.88	19.47	19.81	19.86
	12RB-High (13)	695.5 (133447)	19.82	19.74	19.38	19.79
		680.5 (133297)	19.45	19.75	19.48	19.64
		665.5 (133147)	19.79	19.61	19.82	19.60
	12RB-Middle (6)	695.5 (133447)	19.75	19.70	19.71	19.38
		680.5 (133297)	19.48	19.48	19.38	19.79
		665.5 (133147)	19.88	19.76	19.65	19.44
	12RB-Low (0)	695.5 (133447)	19.35	19.59	19.87	19.73
		680.5 (133297)	19.59	19.53	19.52	19.39
		665.5 (133147)	19.73	19.54	19.72	19.53
	25RB (0)	695.5 (133447)	19.55	19.73	19.60	19.83
		680.5 (133297)	19.75	19.46	19.45	19.47
		665.5 (133147)	19.47	19.88	19.54	19.74
10MHz	1RB-High (49)	693 (132422)	19.54	19.78	19.61	19.88
		680.5 (133297)	19.73	19.66	19.53	19.47
		668 (133172)	19.59	19.83	19.76	19.61
	1RB-Middle (24)	693 (132422)	19.71	19.67	19.56	19.54
		680.5 (133297)	19.84	19.52	19.80	19.38
		668 (133172)	19.79	19.58	19.71	19.76
	1RB-Low (0)	693 (132422)	19.83	19.48	19.53	19.72
		680.5 (133297)	19.44	19.86	19.86	19.35
		668 (133172)	19.75	19.36	19.46	19.44
	25RB-High	693 (132422)	19.56	19.62	19.44	19.88

	(25)	680.5 (133297)	19.83	19.51	19.57	19.45
		668 (133172)	19.65	19.50	19.56	19.80
		693 (132422)	19.50	19.77	19.71	19.49
	25RB-Middle (12)	680.5 (133297)	19.69	19.34	19.81	19.67
		668 (133172)	19.71	19.54	19.70	19.75
		693 (132422)	19.70	19.65	19.36	19.63
	25RB-Low (0)	680.5 (133297)	19.53	19.81	19.60	19.45
		668 (133172)	19.72	19.57	19.62	19.79
		693 (132422)	19.85	19.43	19.81	19.55
	50RB (0)	680.5 (133297)	19.49	19.34	19.60	19.71
		668 (133172)	19.48	19.60	19.77	19.53
15MHz	1RB-High (74)	690.5 (133397)	19.41	19.53	19.82	19.41
		680.5 (133297)	19.67	19.68	19.55	19.61
		670.5 (133197)	19.44	19.45	19.37	19.52
	1RB-Middle (37)	690.5 (133397)	19.54	19.62	19.51	19.51
		680.5 (133297)	19.53	19.60	19.54	19.39
		670.5 (133197)	19.65	19.44	19.62	19.42
	1RB-Low (0)	690.5 (133397)	19.48	19.86	19.70	19.50
		680.5 (133297)	19.43	19.70	19.83	19.51
		670.5 (133197)	19.79	19.53	19.62	19.53
	36RB-High (38)	690.5 (133397)	19.81	19.35	19.34	19.53
		680.5 (133297)	19.86	19.57	19.88	19.43
		670.5 (133197)	19.39	19.85	19.38	19.81
	36RB-Middle (19)	690.5 (133397)	19.77	19.63	19.55	19.50
		680.5 (133297)	19.57	19.85	19.87	19.79
		670.5 (133197)	19.48	19.53	19.58	19.67
	36RB-Low (0)	690.5 (133397)	19.58	19.35	19.45	19.71
		680.5 (133297)	19.58	19.54	19.36	19.47
		670.5 (133197)	19.56	19.88	19.80	19.83
	75RB (0)	690.5 (133397)	19.65	19.38	19.46	19.84
		680.5 (133297)	19.51	19.43	19.86	19.62
		670.5 (133197)	19.45	19.43	19.82	19.73
20MHz	1RB-High (99)	688 (133372)	19.75	19.42	19.37	19.63
		683 (133322)	19.89	20.21	20.03	19.43
		673 (133222)	19.92	20.19	20.16	19.48
	1RB-Middle (50)	688 (133372)	19.88	20.29	20.14	19.61
		683 (133322)	20.16	20.21	20.18	19.34
		673 (133222)	19.95	20.37	20.05	19.35

	1RB-Low (0)	688 (133372)	19.97	20.32	20.19	19.49
		683 (133322)	20.06	20.29	20.20	19.42
		673 (133222)	20.13	20.38	20.36	19.46
	50RB-High (50)	688 (133372)	19.95	19.98	19.98	19.36
		683 (133322)	19.86	20.01	20.01	19.37
		673 (133222)	20.05	20.01	20.07	19.35
	50RB-Middle (25)	688 (133372)	20.02	20.07	20.04	19.42
		683 (133322)	20.01	20.03	19.91	19.61
		673 (133222)	20.09	20.12	20.15	19.46
	50RB-Low (0)	688 (133372)	20.05	20.03	20.02	19.40
		683 (133322)	20.17	20.12	20.11	19.60
		673 (133222)	20.14	20.04	20.09	19.52
100RB (0)	688 (133372)	19.97	19.97	20.03	19.62	
	683 (133322)	20.04	20.02	20.00	19.61	
	673 (133222)	20.19	20.09	20.18	19.33	

LTE B71-ANT0 (Power Level C1)

BANDWIDTH	Number of RBs	Frequency	QPSK	16QAM	64QAM	256QAM
5MHz	1RB-High (24)	695.5 (133447)	16.47	16.41	16.58	16.65
		680.5 (133297)	16.38	16.44	16.23	16.73
		665.5 (133147)	16.31	16.31	16.34	16.59
	1RB-Middle (12)	695.5 (133447)	16.23	16.23	16.39	16.49
		680.5 (133297)	16.48	16.71	16.61	16.66
		665.5 (133147)	16.40	16.68	16.34	16.68
	1RB-Low (0)	695.5 (133447)	16.41	16.26	16.60	16.58
		680.5 (133297)	16.36	16.43	16.42	16.41
		665.5 (133147)	16.52	16.65	16.52	16.31
	12RB-High (13)	695.5 (133447)	16.54	16.49	16.61	16.41
		680.5 (133297)	16.37	16.44	16.38	16.22
		665.5 (133147)	16.52	16.28	16.37	16.23
	12RB-Middle (6)	695.5 (133447)	16.32	16.58	16.71	16.37
		680.5 (133297)	16.73	16.33	16.60	16.31
		665.5 (133147)	16.40	16.22	16.56	16.44
	12RB-Low (0)	695.5 (133447)	16.67	16.32	16.46	16.40
		680.5 (133297)	16.48	16.28	16.35	16.43
		665.5 (133147)	16.53	16.55	16.38	16.72

	25RB (0)	695.5 (133447)	16.58	16.58	16.30	16.41
		680.5 (133297)	16.68	16.45	16.56	16.23
		665.5 (133147)	16.29	16.22	16.37	16.53
10MHz	1RB-High (49)	693 (132422)	16.61	16.65	16.36	16.40
		680.5 (133297)	16.72	16.46	16.73	16.38
		668 (133172)	16.26	16.27	16.29	16.57
	1RB-Middle (24)	693 (132422)	16.62	16.43	16.36	16.39
		680.5 (133297)	16.63	16.58	16.59	16.26
		668 (133172)	16.49	16.44	16.52	16.45
	1RB-Low (0)	693 (132422)	16.26	16.31	16.38	16.27
		680.5 (133297)	16.26	16.57	16.56	16.48
		668 (133172)	16.28	16.27	16.47	16.25
	25RB-High (25)	693 (132422)	16.62	16.65	16.26	16.25
		680.5 (133297)	16.30	16.25	16.32	16.43
		668 (133172)	16.56	16.44	16.42	16.52
	25RB-Middle (12)	693 (132422)	16.29	16.48	16.45	16.73
		680.5 (133297)	16.34	16.57	16.47	16.38
		668 (133172)	16.72	16.34	16.61	16.70
	25RB-Low (0)	693 (132422)	16.43	16.65	16.60	16.39
		680.5 (133297)	16.34	16.22	16.46	16.52
		668 (133172)	16.36	16.50	16.38	16.61
	50RB (0)	693 (132422)	16.31	16.62	16.65	16.46
		680.5 (133297)	16.60	16.40	16.60	16.28
		668 (133172)	16.51	16.30	16.63	16.66
15MHz	1RB-High (74)	690.5 (133397)	16.37	16.49	16.62	16.46
		680.5 (133297)	16.36	16.47	16.61	16.33
		670.5 (133197)	16.65	16.72	16.43	16.56
	1RB-Middle (37)	690.5 (133397)	16.46	16.69	16.61	16.59
		680.5 (133297)	16.46	16.53	16.63	16.42
		670.5 (133197)	16.54	16.37	16.71	16.61
	1RB-Low (0)	690.5 (133397)	16.71	16.44	16.51	16.40
		680.5 (133297)	16.40	16.58	16.71	16.47
		670.5 (133197)	16.30	16.60	16.49	16.26
	36RB-High (38)	690.5 (133397)	16.33	16.31	16.28	16.22
		680.5 (133297)	16.37	16.23	16.32	16.39
		670.5 (133197)	16.69	16.57	16.54	16.65
	36RB-Middle (19)	690.5 (133397)	16.24	16.40	16.24	16.72
		680.5 (133297)	16.49	16.44	16.50	16.49

		670.5 (133197)	16.60	16.70	16.71	16.34	
	36RB-Low (0)	690.5 (133397)	16.23	16.26	16.37	16.30	
		680.5 (133297)	16.44	16.47	16.27	16.34	
		670.5 (133197)	16.31	16.50	16.72	16.45	
	75RB (0)	690.5 (133397)	16.41	16.70	16.24	16.73	
		680.5 (133297)	16.73	16.52	16.53	16.39	
		670.5 (133197)	16.27	16.61	16.55	16.33	
20MHz	1RB-High (99)	688 (133372)	16.31	16.74	16.45	16.47	
		683 (133322)	16.36	16.68	16.63	16.32	
		673 (133222)	16.45	16.86	16.66	16.53	
	1RB-Middle (50)	688 (133372)	16.44	16.91	16.66	16.52	
		683 (133322)	16.74	16.73	16.65	16.48	
		673 (133222)	16.55	16.94	16.73	16.52	
	1RB-Low (0)	688 (133372)	16.73	16.99	16.76	16.36	
		683 (133322)	16.58	16.81	16.71	16.56	
		673 (133222)	16.70	16.92	16.94	16.59	
	50RB-High (50)	688 (133372)	16.50	16.48	16.57	16.35	
		683 (133322)	16.61	16.57	16.56	16.62	
		673 (133222)	16.58	16.60	16.61	16.62	
	50RB-Middle (25)	688 (133372)	16.67	16.59	16.57	16.70	
		683 (133322)	16.70	16.57	16.51	16.34	
		673 (133222)	16.64	16.63	16.66	16.58	
	50RB-Low (0)	688 (133372)	16.65	16.61	16.58	16.26	
		683 (133322)	16.69	16.66	16.63	16.49	
		673 (133222)	16.68	16.75	16.67	16.60	
	100RB (0)	688 (133372)	16.53	16.45	16.49	16.54	
		683 (133322)	16.53	16.64	16.62	16.30	
		673 (133222)	16.64	16.70	16.71	16.50	

LTE Carrier Aggregation Conducted Power

ULCA 41C PC2 ANT4

UL LTE CA Class	PCC				SCC				Power conducted power (dBm)
	PCC Bandwi	channel	RB	RB OFFSET	SCC Bandwi	channel	RB	RB OFFSET	
CA 41C	20M	39750	1	99	5M	39867	1	0	26.63
CA 41C	20M	39750	1	99	20M	39948	1	0	24.68
CA 41C	20M	39750	1	99	15M	39921	1	0	24.65
CA 41C	20M	39750	1	99	10M	39894	1	0	24.63
CA 41C	15M	39725	1	74	10M	39845	1	0	24.61
CA 41C	20M	41490	1	0	20M	41292	1	99	24.69
CA 41C	20M	41490	1	0	15M	41319	1	74	24.64
CA 41C	20M	41490	1	0	10M	41346	1	49	24.62
CA 41C	20M	41490	1	0	5M	41373	1	24	26.42
CA 41C	15M	41515	1	0	15M	41365	1	74	26.43
CA 41C	15M	41515	1	0	10M	41395	1	49	26.39

ULCA 41C PC3 ANT4

UL LTE CA Class	PCC				SCC				Power conducted power (dBm)
	PCC Bandwi	channel	RB	RB OFFSET	SCC Bandwi	channel	RB	RB OFFSET	
CA 41C	20M	39750	1	99	5M	39867	1	0	24.15
CA 41C	20M	39750	1	99	20M	39948	1	0	22.16
CA 41C	20M	39750	1	99	15M	39921	1	0	22.13
CA 41C	20M	39750	1	99	10M	39894	1	0	22.15
CA 41C	15M	39725	1	74	10M	39845	1	0	22.12
CA 41C	20M	41490	1	0	20M	41292	1	99	22.18
CA 41C	20M	41490	1	0	15M	41319	1	74	22.14
CA 41C	20M	41490	1	0	10M	41346	1	49	22.11
CA 41C	20M	41490	1	0	5M	41373	1	24	24.09
CA 41C	15M	41515	1	0	15M	41365	1	74	23.99
CA 41C	15M	41515	1	0	10M	41395	1	49	23.96

DLCA

DLCA	PCC Band	PCC Bandwidth (MHz)	PCC				SCC1		Power Rel 10 DL LTE CA Tx Power(dBm)			
			PCC UL RB size	PCC UL RB offset	PCC DL RB size	PCC DL RB offset	SCC Band	SCC Bandwidth (MHz)				
CA_2A-2A	2	20	1	0	1	99	18700	700	2	20	1100	23.72
CA_4A-2A	4	15	1	74	75	0	20325	2325	2	20	900	23.56
CA_2A-5A	2	15	1	74	75	0	19125	1125	5	10	2525	23.66
CA_2A-7A	2	20	1	0	1	99		900	7	20	2850	23.42
CA_12A-2A	12	5	1	0	25	0	23035	5035	2	20	900	24.05
CA_2A-13A	2	15	1	74	75	0	19125	1125	13	10	5230	23.72
CA_2A-14A	2	20	1	0	1	99	18700	700	14	10	5330	23.22
CA_2A-30A	2	20	1	0	1	99	18700	700	30	10	9820	23.47
CA_2A-71A	2	20	1	0	1	99	18700	700	71	20	68786	23.52
CA_4A-4A	4	5	1	0	25	0	19975	1975	4	20	2300	23.76
CA_4A-5A	4	15	1	74	75	0	20325	2325	5	10	2525	23.57
CA_4A-7A	4	15	1	74	75	0	20325	2325	7	20	3100	23.62
CA_4A-12A	4	15	1	74	75	0	20325	2325	12	10	5095	23.63
CA_4A-13A	4	15	1	74	75	0	20325	2325	13	10	5230	23.52
CA_4A-30A	4	15	1	74	75	0	20325	2325	30	10	9820	23.57
CA_4A-71A	4	15	1	74	75	0	20325	2325	71	20	68786	23.61
CA_5A-5A	5	10	1	25	50	0	20600	2600	5	10	2450	24.14
CA_5A-7A	5	10	1	25	50	0	20600	2600	7	20	3100	24.03
CA_5A-30A	5	10	1	25	50	0	20600	2600	30	10	9820	23.72
CA_5A-41A	5	10	1	25	50	0	20600	2600	41	20	40620	23.55
CA_7A-7A	7	15	1	0	75	0	20825	2825	7	20	3350	23.56
CA_7A-12A	7	15	1	0	75	0	20825	2825	12	10	5095	23.77
CA_7A-13A	7	15	1	0	75	0	20825	2825	13	10	5230	23.57
CA_12A-30A	12	5	1	0	25	0	23035	5035	30	10	9820	23.57
CA_14A-30A	14	10	25	12	25	12	23330	5330	30	10	9820	23.44
CA_14A-66A	14	10	25	12	25	12	23330	5330	66	20	66786	23.73
CA_25A-41A	25	20	1	50	1	50	26365	41	41	20	40620	24.01
CA_26A-41A	26	15	1	50	1	50	26865	8865	41	20	40620	23.82
CA_41A-41A	41	20	1	50	1	50	39750	39750	41	20	41490	23.55

11.3 5G NR Measurement result

N2 ANT0 (Power Level A1)

No.	Test Freq Description	5G-n2							Tune up	Power Results (dBm)
		SCS (kHz)	NR BW (MHz)	Modulation	RB allocation		NR Test Freq. (MHz)	NR Test CH.		n2
1	High	15	5	DFT-s-OFDM QPSK	Inner_Full	12.6	1907.5	381500	25.80	25.21
2	Middle	15	5	DFT-s-OFDM QPSK	Inner_Full	12.6	1880	376000	25.80	25.23
3	Low	15	5	DFT-s-OFDM QPSK	Inner_Full	12.6	1852.5	370500	25.80	24.91
4	High	15	20	DFT-s-OFDM QPSK	Inner_Full	50.25	1900	380000	25.80	25.02
5	Middle	15	20	DFT-s-OFDM QPSK	Inner_Full	50.25	1880	376000	25.80	24.93
6	Low	15	20	DFT-s-OFDM QPSK	Inner_Full	50.25	1860	372000	25.80	24.94

According to the table above, the maximum power configuration is selected as the default test configuration

No.	Test Freq Description	5G-n2							Tune up	Power Results (dBm)
		SCS (kHz)	NR BW (MHz)	Modulation	RB allocation		NR Test Freq. (MHz)	NR Test CH.		n2
1	Middle	15	5	DFT-s-OFDM PI/2 BPSK1	Inner_Full	12.6	1880	376000	25.8	25.03
2	Middle	15	5	DFT-s-OFDM 16QAM	Inner_Full	12.6	1880	376000	24.8	25.07
3	Middle	15	5	DFT-s-OFDM 64QAM	Inner_Full	12.6	1880	376000	23.3	22.49
4	Middle	15	5	DFT-s-OFDM 256QAM	Inner_Full	12.6	1880	376000	21.3	20.54
5	Middle	15	5	CP-OFDM QPSK	Inner_Full	12.6	1880	376000	24.3	23.59
6	Middle	15	5	CP-OFDM 16QAM	Inner_Full	12.6	1880	376000	23.8	22.88
7	Middle	15	5	CP-OFDM 64QAM	Inner_Full	12.6	1880	376000	22.3	21.56
8	Middle	15	5	CP-OFDM 256QAM	Inner_Full	12.6	1880	376000	19.3	18.46
9	Middle	15	5	DFT-s-OFDM QPSK	Edge_Full_Right	2.23	1880	376000	24.8	23.98
10	Middle	15	5	DFT-s-OFDM QPSK	Edge_Full_Left	2.0	1880	376000	24.8	23.95
11	Middle	15	5	DFT-s-OFDM QPSK	Edge_1RB_Right	1.24	1880	376000	24.8	23.97
12	Middle	15	5	DFT-s-OFDM QPSK	Edge_1RB_Left	1.0	1880	376000	24.8	23.96
13	Middle	15	5	DFT-s-OFDM QPSK	Inner_1RB_Right	1.23	1880	376000	25.8	25.04
14	Middle	15	5	DFT-s-OFDM QPSK	Inner_1RB_Left	1.1	1880	376000	25.8	25
15	Middle	15	5	DFT-s-OFDM QPSK	Outer_Full	25.0	1880	376000	24.8	23.98
15	Middle	15	10	DFT-s-OFDM QPSK	Inner_Full	25.12	1880	376000	25.8	25.09
18	Middle	15	15	DFT-s-OFDM QPSK	Inner_Full	36.18	1880	376000	25.8	24.95

N2 ANT0 (Power Level B1)

No.	Test Freq Description	5G-n2							Tune up	Power Results (dBm)
		SCS (kHz)	NR BW (MHz)	Modulation	RB allocation		NR Test Freq. (MHz)	NR Test CH.		n2
1	High	15	5	DFT-s-OFDM QPSK	Inner_Full	12.6	1907.5	381500	13.50	11.46
2	Middle	15	5	DFT-s-OFDM QPSK	Inner_Full	12.6	1880	376000	13.50	11.71
3	Low	15	5	DFT-s-OFDM QPSK	Inner_Full	12.6	1852.5	370500	13.50	11.36
4	High	15	20	DFT-s-OFDM QPSK	Inner_Full	50.25	1900	380000	13.50	11.30
5	Middle	15	20	DFT-s-OFDM QPSK	Inner_Full	50.25	1880	376000	13.50	11.31
6	Low	15	20	DFT-s-OFDM QPSK	Inner_Full	50.25	1860	372000	13.50	11.35

According to the table above, the maximum power configuration is selected as the default test configuration

No.	Test Freq Description	5G-n2							Tune up	Power Results (dBm)
		SCS (kHz)	NR BW (MHz)	Modulation	RB allocation		NR Test Freq. (MHz)	NR Test CH.		n2
1	Middle	15	5	DFT-s-OFDM PI/2 BPSK1	Inner_Full	12.6	1880	376000	13.50	11.31
2	Middle	15	5	DFT-s-OFDM 16QAM	Inner_Full	12.6	1880	376000	13.50	11.43
3	Middle	15	5	DFT-s-OFDM 64QAM	Inner_Full	12.6	1880	376000	13.50	11.45
4	Middle	15	5	DFT-s-OFDM 256QAM	Inner_Full	12.6	1880	376000	13.50	11.53
5	Middle	15	5	CP-OFDM QPSK	Inner_Full	12.6	1880	376000	13.50	11.60
6	Middle	15	5	CP-OFDM 16QAM	Inner_Full	12.6	1880	376000	13.50	11.68
7	Middle	15	5	CP-OFDM 64QAM	Inner_Full	12.6	1880	376000	13.50	11.50
8	Middle	15	5	CP-OFDM 256QAM	Inner_Full	12.6	1880	376000	13.50	11.60
9	Middle	15	5	DFT-s-OFDM QPSK	Edge_Full_Right	2.23	1880	376000	13.50	11.26
10	Middle	15	5	DFT-s-OFDM QPSK	Edge_Full_Left	2.0	1880	376000	13.50	11.32
11	Middle	15	5	DFT-s-OFDM QPSK	Edge_1RB_Right	1.24	1880	376000	13.50	11.43
12	Middle	15	5	DFT-s-OFDM QPSK	Edge_1RB_Left	1.0	1880	376000	13.50	11.50
13	Middle	15	5	DFT-s-OFDM QPSK	Inner_1RB_Right	1.23	1880	376000	13.50	11.40
14	Middle	15	5	DFT-s-OFDM QPSK	Inner_1RB_Left	1.1	1880	376000	13.50	11.51
15	Middle	15	5	DFT-s-OFDM QPSK	Outer_Full	25.0	1880	376000	13.50	11.49
15	Middle	15	10	DFT-s-OFDM QPSK	Inner_Full	25.12	1880	376000	13.50	11.38
18	Middle	15	15	DFT-s-OFDM QPSK	Inner_Full	36.18	1880	376000	13.50	11.25

N2 ANT4 (Power Level A1)

No.	Test Freq Description	5G-n2							Tune up	Power Results (dBm)
		SCS (kHz)	NR BW (MHz)	Modulation	RB allocation		NR Test Freq. (MHz)	NR Test CH.		n2
1	High	15	5	DFT-s-OFDM QPSK	Inner_Full	12_6	1907.5	381500	25.80	25.28
2	Middle	15	5	DFT-s-OFDM QPSK	Inner_Full	12_6	1880	376000	25.80	25.39
3	Low	15	5	DFT-s-OFDM QPSK	Inner_Full	12_6	1852.5	370500	25.80	25.02
4	High	15	20	DFT-s-OFDM QPSK	Inner_Full	50_25	1900	380000	25.80	25.11
5	Middle	15	20	DFT-s-OFDM QPSK	Inner_Full	50_25	1880	376000	25.80	25.06
6	Low	15	20	DFT-s-OFDM QPSK	Inner_Full	50_25	1860	372000	25.80	25.11

According to the table above, the maximum power configuration is selected as the default test configuration

No.	Test Freq Description	5G-n2							Tune up	Power Results (dBm)
		SCS (kHz)	NR BW (MHz)	Modulation	RB allocation		NR Test Freq. (MHz)	NR Test CH.		n2
1	Middle	15	5	DFT-s-OFDM PI/2 BPSK1	Inner_Full	12_6	1880	376000	25.8	25.17
2	Middle	15	5	DFT-s-OFDM 16QAM	Inner_Full	12_6	1880	376000	24.8	25.26
3	Middle	15	5	DFT-s-OFDM 64QAM	Inner_Full	12_6	1880	376000	23.3	22.68
4	Middle	15	5	DFT-s-OFDM 256QAM	Inner_Full	12_6	1880	376000	21.3	20.74
5	Middle	15	5	CP-OFDM QPSK	Inner_Full	12_6	1880	376000	24.3	23.78
6	Middle	15	5	CP-OFDM 16QAM	Inner_Full	12_6	1880	376000	23.8	23.03
7	Middle	15	5	CP-OFDM 64QAM	Inner_Full	12_6	1880	376000	22.3	21.75
8	Middle	15	5	CP-OFDM 256QAM	Inner_Full	12_6	1880	376000	19.3	18.55
9	Middle	15	5	DFT-s-OFDM QPSK	Edge_Full_Right	2_23	1880	376000	24.8	24.07
10	Middle	15	5	DFT-s-OFDM QPSK	Edge_Full_Left	2_0	1880	376000	24.8	23.97
11	Middle	15	5	DFT-s-OFDM QPSK	Edge_1RB_Right	1_24	1880	376000	24.8	24.09
12	Middle	15	5	DFT-s-OFDM QPSK	Edge_1RB_Left	1_0	1880	376000	24.8	24.17
13	Middle	15	5	DFT-s-OFDM QPSK	Inner_1RB_Right	1_23	1880	376000	25.8	25.16
14	Middle	15	5	DFT-s-OFDM QPSK	Inner_1RB_Left	1_1	1880	376000	25.8	25.14
15	Middle	15	5	DFT-s-OFDM QPSK	Outer_Full	25_0	1880	376000	24.8	24.11
15	Middle	15	10	DFT-s-OFDM QPSK	Inner_Full	25_12	1880	376000	25.8	25.29
18	Middle	15	15	DFT-s-OFDM QPSK	Inner_Full	36_18	1880	376000	25.8	24.96

N2 ANT4 (Power Level C1)

No.	Test Freq Description	5G-n2							Tune up	Power Results (dBm)
		SCS (kHz)	NR BW (MHz)	Modulation	RB allocation		NR Test Freq. (MHz)	NR Test CH.		n2
1	High	15	5	DFT-s-OFDM QPSK	Inner_Full	12_6	1907.5	381500	11	10.02
2	Middle	15	5	DFT-s-OFDM QPSK	Inner_Full	12_6	1880	376000	11	10.43
3	Low	15	5	DFT-s-OFDM QPSK	Inner_Full	12_6	1852.5	370500	11	9.91
4	High	15	20	DFT-s-OFDM QPSK	Inner_Full	50_25	1900	380000	11	9.94
5	Middle	15	20	DFT-s-OFDM QPSK	Inner_Full	50_25	1880	376000	11	10.02
6	Low	15	20	DFT-s-OFDM QPSK	Inner_Full	50_25	1860	372000	11	10.11

According to the table above, the maximum power configuration is selected as the default test configuration

No.	Test Freq Description	5G-n2							Tune up	Power Results (dBm)
		SCS (kHz)	NR BW (MHz)	Modulation	RB allocation		NR Test Freq. (MHz)	NR Test CH.		n2
1	Middle	15	5	DFT-s-OFDM PI/2 BPSK1	Inner_Full	12_6	1880	376000	11	9.37
2	Middle	15	5	DFT-s-OFDM 16QAM	Inner_Full	12_6	1880	376000	11	9.34
3	Middle	15	5	DFT-s-OFDM 64QAM	Inner_Full	12_6	1880	376000	11	9.27
4	Middle	15	5	DFT-s-OFDM 256QAM	Inner_Full	12_6	1880	376000	11	9.37
5	Middle	15	5	CP-OFDM QPSK	Inner_Full	12_6	1880	376000	11	9.34
6	Middle	15	5	CP-OFDM 16QAM	Inner_Full	12_6	1880	376000	11	9.27
7	Middle	15	5	CP-OFDM 64QAM	Inner_Full	12_6	1880	376000	11	9.35
8	Middle	15	5	CP-OFDM 256QAM	Inner_Full	12_6	1880	376000	11	9.26
9	Middle	15	5	DFT-s-OFDM QPSK	Edge_Full_Right	2_23	1880	376000	11	9.37
10	Middle	15	5	DFT-s-OFDM QPSK	Edge_Full_Left	2_0	1880	376000	11	9.25
11	Middle	15	5	DFT-s-OFDM QPSK	Edge_1RB_Right	1_24	1880	376000	11	9.36
12	Middle	15	5	DFT-s-OFDM QPSK	Edge_1RB_Left	1_0	1880	376000	11	9.33
13	Middle	15	5	DFT-s-OFDM QPSK	Inner_1RB_Right	1_23	1880	376000	11	9.25
14	Middle	15	5	DFT-s-OFDM QPSK	Inner_1RB_Left	1_1	1880	376000	11	9.26
15	Middle	15	5	DFT-s-OFDM QPSK	Outer_Full	25_0	1880	376000	11	9.33
15	Middle	15	10	DFT-s-OFDM QPSK	Inner_Full	25_12	1880	376000	11	9.3
18	Middle	15	15	DFT-s-OFDM QPSK	Inner_Full	36_18	1880	376000	11	9.34

N5 ANT0 (Power Level A1)

No.	Test Freq Description	5G-n5							Tune up	Power Results (dBm) n5
		SCS (kHz)	NR BW (MHz)	Modulation	RB allocation		NR Test Freq. (MHz)	NR Test CH.		
1	High	15	5	DFT-s-OFDM QPSK	Inner_Full	12_6	846.5	169300	25.8	24.28
2	Middle	15	5	DFT-s-OFDM QPSK	Inner_Full	12_6	836.5	167300	25.8	24.46
3	Low	15	5	DFT-s-OFDM QPSK	Inner_Full	12_6	826.5	165300	25.8	24.36
4	High	15	20	DFT-s-OFDM QPSK	Inner_Full	50_25	839	167800	25.8	24.23
5	Middle	15	20	DFT-s-OFDM QPSK	Inner_Full	50_25	836.5	167300	25.8	24.29
6	Low	15	20	DFT-s-OFDM QPSK	Inner_Full	50_25	834	166800	25.8	24.24

According to the table above, the maximum power configuration is selected as the default test configuration

No.	Test Freq Description	5G-n5							Tune up	Power Results (dBm) n5
		SCS (kHz)	NR BW (MHz)	Modulation	RB allocation		NR Test Freq. (MHz)	NR Test CH.		
1	Middle	15	5	DFT-s-OFDM P1/2 BPSK1	Inner_Full	12_6	836.5	167300	25.8	24.38
2	Middle	15	5	DFT-s-OFDM 16QAM	Inner_Full	12_6	836.5	167300	24.8	23.33
3	Middle	15	5	DFT-s-OFDM 64QAM	Inner_Full	12_6	836.5	167300	23.3	21.77
4	Middle	15	5	DFT-s-OFDM 256QAM	Inner_Full	12_6	836.5	167300	21.3	19.81
5	Middle	15	5	CP-OFDM QPSK	Inner_Full	12_6	836.5	167300	24.3	22.85
6	Middle	15	5	CP-OFDM 16QAM	Inner_Full	12_6	836.5	167300	23.8	22.23
7	Middle	15	5	CP-OFDM 64QAM	Inner_Full	12_6	836.5	167300	22.3	20.89
8	Middle	15	5	CP-OFDM 256QAM	Inner_Full	12_6	836.5	167300	19.3	17.68
9	Middle	15	5	DFT-s-OFDM QPSK	Edge_Full_Right	2_23	836.5	167300	24.8	23.39
10	Middle	15	5	DFT-s-OFDM QPSK	Edge_Full_Left	2_0	836.5	167300	24.8	23.40
11	Middle	15	5	DFT-s-OFDM QPSK	Edge_1RB_Right	1_24	836.5	167300	24.8	23.41
12	Middle	15	5	DFT-s-OFDM QPSK	Edge_1RB_Left	1_0	836.5	167300	24.8	23.36
13	Middle	15	5	DFT-s-OFDM QPSK	Inner_1RB_Right	1_23	836.5	167300	25.8	24.43
14	Middle	15	5	DFT-s-OFDM QPSK	Inner_1RB_Left	1_1	836.5	167300	25.8	24.39
15	Middle	15	5	DFT-s-OFDM QPSK	Outer_Full	25_0	836.5	167300	24.8	23.30
17	Middle	15	10	DFT-s-OFDM QPSK	Inner_Full	25_12	836.5	167300	25.8	24.42
20	Middle	15	15	DFT-s-OFDM QPSK	Inner_Full	36_18	836.5	167300	25.8	24.34

N5 ANT0 (Power Level B1)

No.	Test Freq Description	5G-n5							Tune up	Power Results (dBm)
		SCS (kHz)	NR BW (MHz)	Modulation	RB allocation		NR Test Freq. (MHz)	NR Test CH.		n5
1	High	15	5	DFT-s-OFDM QPSK	Inner_Full	12_6	846.5	169300	20	19.69
2	Middle	15	5	DFT-s-OFDM QPSK	Inner_Full	12_6	836.5	167300	20	19.86
3	Low	15	5	DFT-s-OFDM QPSK	Inner_Full	12_6	826.5	165300	20	19.87
4	High	15	20	DFT-s-OFDM QPSK	Inner_Full	50_25	839	167800	20	19.83
5	Middle	15	20	DFT-s-OFDM QPSK	Inner_Full	50_25	836.5	167300	20	19.88
6	Low	15	20	DFT-s-OFDM QPSK	Inner_Full	50_25	834	166800	20	19.92

According to the table above, the maximum power configuration is selected as the default test configuration

No.	Test Freq Description	5G-n5							Tune up	Power Results (dBm)
		SCS (kHz)	NR BW (MHz)	Modulation	RB allocation		NR Test Freq. (MHz)	NR Test CH.		n5
1	Middle	15	5	DFT-s-OFDM P1/2 BPSK1	Inner_Full	12_6	836.5	167300	20	18.69
2	Middle	15	5	DFT-s-OFDM 16QAM	Inner_Full	12_6	836.5	167300	20	19.05
3	Middle	15	5	DFT-s-OFDM 64QAM	Inner_Full	12_6	836.5	167300	20	19.22
4	Middle	15	5	DFT-s-OFDM 256QAM	Inner_Full	12_6	836.5	167300	20	19.24
5	Middle	15	5	CP-OFDM QPSK	Inner_Full	12_6	836.5	167300	20	19.75
6	Middle	15	5	CP-OFDM 16QAM	Inner_Full	12_6	836.5	167300	20	19.72
7	Middle	15	5	CP-OFDM 64QAM	Inner_Full	12_6	836.5	167300	20	19.81
8	Middle	15	5	CP-OFDM 256QAM	Inner_Full	12_6	836.5	167300	20	18.94
9	Middle	15	5	DFT-s-OFDM QPSK	Edge_Full_Right	2_23	836.5	167300	20	18.91
10	Middle	15	5	DFT-s-OFDM QPSK	Edge_Full_Left	2_0	836.5	167300	20	18.89
11	Middle	15	5	DFT-s-OFDM QPSK	Edge_1RB_Right	1_24	836.5	167300	20	19.01
12	Middle	15	5	DFT-s-OFDM QPSK	Edge_1RB_Left	1_0	836.5	167300	20	19.01
13	Middle	15	5	DFT-s-OFDM QPSK	Inner_1RB_Right	1_23	836.5	167300	20	18.96
14	Middle	15	5	DFT-s-OFDM QPSK	Inner_1RB_Left	1_1	836.5	167300	20	18.95
15	Middle	15	5	DFT-s-OFDM QPSK	Outer_Full	25_0	836.5	167300	20	19.00
17	Middle	15	10	DFT-s-OFDM QPSK	Inner_Full	25_12	836.5	167300	20	19.01
20	Middle	15	15	DFT-s-OFDM QPSK	Inner_Full	36_18	836.5	167300	20	18.95

N5 ANT0 (Power Level C1)

No.	Test Freq Description	5G-n5							Tune up	Power Results (dBm) n5
		SCS (kHz)	NR BW (MHz)	Modulation	RB allocation		NR Test Freq. (MHz)	NR Test CH.		
1	High	15	5	DFT-s-OFDM QPSK	Inner_Full	12_6	846.5	169300	17	15.47
2	Middle	15	5	DFT-s-OFDM QPSK	Inner_Full	12_6	836.5	167300	17	15.71
3	Low	15	5	DFT-s-OFDM QPSK	Inner_Full	12_6	826.5	165300	17	15.55
4	High	15	20	DFT-s-OFDM QPSK	Inner_Full	50_25	839	167800	17	15.55
5	Middle	15	20	DFT-s-OFDM QPSK	Inner_Full	50_25	836.5	167300	17	15.69
6	Low	15	20	DFT-s-OFDM QPSK	Inner_Full	50_25	834	166800	17	15.58

According to the table above, the maximum power configuration is selected as the default test configuration

No.	Test Freq Description	5G-n5							Tune up	Power Results (dBm) n5
		SCS (kHz)	NR BW (MHz)	Modulation	RB allocation		NR Test Freq. (MHz)	NR Test CH.		
1	Middle	15	5	DFT-s-OFDM Pi/2 BPSK1	Inner_Full	12_6	836.5	167300	17	15.53
2	Middle	15	5	DFT-s-OFDM 16QAM	Inner_Full	12_6	836.5	167300	17	15.58
3	Middle	15	5	DFT-s-OFDM 64QAM	Inner_Full	12_6	836.5	167300	17	15.56
4	Middle	15	5	DFT-s-OFDM 256QAM	Inner_Full	12_6	836.5	167300	17	15.45
5	Middle	15	5	CP-OFDM QPSK	Inner_Full	12_6	836.5	167300	17	15.52
6	Middle	15	5	CP-OFDM 16QAM	Inner_Full	12_6	836.5	167300	17	15.69
7	Middle	15	5	CP-OFDM 64QAM	Inner_Full	12_6	836.5	167300	17	15.48
8	Middle	15	5	CP-OFDM 256QAM	Inner_Full	12_6	836.5	167300	17	15.53
9	Middle	15	5	DFT-s-OFDM QPSK	Edge_Full_Right	2_23	836.5	167300	17	15.55
10	Middle	15	5	DFT-s-OFDM QPSK	Edge_Full_Left	2_0	836.5	167300	17	15.67
11	Middle	15	5	DFT-s-OFDM QPSK	Edge_1RB_Right	1_24	836.5	167300	17	15.68
12	Middle	15	5	DFT-s-OFDM QPSK	Edge_1RB_Left	1_0	836.5	167300	17	15.61
13	Middle	15	5	DFT-s-OFDM QPSK	Inner_1RB_Right	1_23	836.5	167300	17	15.46
14	Middle	15	5	DFT-s-OFDM QPSK	Inner_1RB_Left	1_1	836.5	167300	17	15.70
15	Middle	15	5	DFT-s-OFDM QPSK	Outer_Full	25_0	836.5	167300	17	15.45
17	Middle	15	10	DFT-s-OFDM QPSK	Inner_Full	25_12	836.5	167300	17	15.56
20	Middle	15	15	DFT-s-OFDM QPSK	Inner_Full	36_18	836.5	167300	17	15.54

N25 ANT0 (Power Level A1)

No.	Test Freq Description	5G-n25							Tune up	Power Results (dBm) n25
		SCS (kHz)	NR BW (MHz)	Modulation	RB allocation		NR Test Freq. (MHz)	NR Test CH.		
1	High	15	5	DFT-s-OFDM QPSK	Inner_Full	12_6	1912.5	382500	25.80	23.95
2	Middle	15	5	DFT-s-OFDM QPSK	Inner_Full	12_6	1882.5	376500	25.80	24.14
3	Low	15	5	DFT-s-OFDM QPSK	Inner_Full	12_6	1852.5	370500	25.80	23.85
4	High	15	20	DFT-s-OFDM QPSK	Inner_Full	50_25	1905	381000	25.80	23.86
5	Middle	15	20	DFT-s-OFDM QPSK	Inner_Full	50_25	1882.5	376500	25.80	23.97
6	Low	15	20	DFT-s-OFDM QPSK	Inner_Full	50_25	1860	372000	25.80	23.86

According to the table above, the maximum power configuration is selected as the default test configuration

No.	Test Freq Description	5G-n25							Tune up	Power Results (dBm) n25
		SCS (kHz)	NR BW (MHz)	Modulation	RB allocation		NR Test Freq. (MHz)	NR Test CH.		
1	Middle	15	5	DFT-s-OFDM Pi/2 BPSK1	Inner_Full	12_6	1882.5	376500	25.8	23.86
2	Middle	15	5	DFT-s-OFDM 16QAM	Inner_Full	12_6	1882.5	376500	24.8	22.85
3	Middle	15	5	DFT-s-OFDM 64QAM	Inner_Full	12_6	1882.5	376500	23.3	21.33
4	Middle	15	5	DFT-s-OFDM 256QAM	Inner_Full	12_6	1882.5	376500	21.3	19.32
5	Middle	15	5	CP-OFDM QPSK	Inner_Full	12_6	1882.5	376500	24.3	22.4
6	Middle	15	5	CP-OFDM 16QAM	Inner_Full	12_6	1882.5	376500	23.8	21.78
7	Middle	15	5	CP-OFDM 64QAM	Inner_Full	12_6	1882.5	376500	22.3	20.42
8	Middle	15	5	CP-OFDM 256QAM	Inner_Full	12_6	1882.5	376500	19.3	17.24
9	Middle	15	5	DFT-s-OFDM QPSK	Edge_Full_Right	2_23	1882.5	376500	24.8	22.89
10	Middle	15	5	DFT-s-OFDM QPSK	Edge_Full_Left	2_0	1882.5	376500	24.8	22.91
11	Middle	15	5	DFT-s-OFDM QPSK	Edge_1RB_Right	1_24	1882.5	376500	24.8	22.87
12	Middle	15	5	DFT-s-OFDM QPSK	Edge_1RB_Left	1_0	1882.5	376500	24.8	22.81
13	Middle	15	5	DFT-s-OFDM QPSK	Inner_1RB_Right	1_23	1882.5	376500	25.8	23.96
14	Middle	15	5	DFT-s-OFDM QPSK	Inner_1RB_Left	1_1	1882.5	376500	25.8	23.82
15	Middle	15	5	DFT-s-OFDM QPSK	Outer_Full	25_0	1882.5	376500	24.8	22.88
15	Middle	15	10	DFT-s-OFDM QPSK	Inner_Full	25_12	1882.5	376500	25.8	23.9
18	Middle	15	15	DFT-s-OFDM QPSK	Inner_Full	36_18	1882.5	376500	25.8	23.76

N25 ANT0 (Power Level B1)

No.	Test Freq Description	5G-n25							Tune up	Power Results (dBm)
		SCS (kHz)	NR BW (MHz)	Modulation	RB allocation		NR Test Freq. (MHz)	NR Test CH.		n25
1	High	15	5	DFT-s-OFDM QPSK	Inner_Full	12_6	1915	383000	13.50	11.99
2	Middle	15	5	DFT-s-OFDM QPSK	Inner_Full	12_6	1882.5	376500	13.50	12.01
3	Low	15	5	DFT-s-OFDM QPSK	Inner_Full	12_6	1850	370000	13.50	11.70
4	High	15	20	DFT-s-OFDM QPSK	Inner_Full	50_25	1905	381000	13.50	11.85
5	Middle	15	20	DFT-s-OFDM QPSK	Inner_Full	50_25	1882.5	376500	13.50	11.84
6	Low	15	20	DFT-s-OFDM QPSK	Inner_Full	50_25	1860	372000	13.50	11.76

According to the table above, the maximum power configuration is selected as the default test configuration

No.	Test Freq Description	5G-n25							Tune up	Power Results (dBm)
		SCS (kHz)	NR BW (MHz)	Modulation	RB allocation		NR Test Freq. (MHz)	NR Test CH.		n25
1	Middle	15	5	DFT-s-OFDM P1/2 BPSK1	Inner_Full	12_6	1882.5	376500	13.5	11.79
2	Middle	15	5	DFT-s-OFDM 16QAM	Inner_Full	12_6	1882.5	376500	13.5	11.80
3	Middle	15	5	DFT-s-OFDM 64QAM	Inner_Full	12_6	1882.5	376500	13.5	11.87
4	Middle	15	5	DFT-s-OFDM 256QAM	Inner_Full	12_6	1882.5	376500	13.5	11.87
5	Middle	15	5	CP-OFDM QPSK	Inner_Full	12_6	1882.5	376500	13.5	11.96
6	Middle	15	5	CP-OFDM 16QAM	Inner_Full	12_6	1882.5	376500	13.5	11.99
7	Middle	15	5	CP-OFDM 64QAM	Inner_Full	12_6	1882.5	376500	13.5	11.98
8	Middle	15	5	CP-OFDM 256QAM	Inner_Full	12_6	1882.5	376500	13.5	11.99
9	Middle	15	5	DFT-s-OFDM QPSK	Edge_Full_Right	2_23	1882.5	376500	13.5	11.82
10	Middle	15	5	DFT-s-OFDM QPSK	Edge_Full_Left	2_0	1882.5	376500	13.5	11.82
11	Middle	15	5	DFT-s-OFDM QPSK	Edge_1RB_Right	1_24	1882.5	376500	13.5	11.87
12	Middle	15	5	DFT-s-OFDM QPSK	Edge_1RB_Left	1_0	1882.5	376500	13.5	11.91
13	Middle	15	5	DFT-s-OFDM QPSK	Inner_1RB_Right	1_23	1882.5	376500	13.5	11.89
14	Middle	15	5	DFT-s-OFDM QPSK	Inner_1RB_Left	1_1	1882.5	376500	13.5	11.92
15	Middle	15	5	DFT-s-OFDM QPSK	Outer_Full	25_0	1882.5	376500	13.5	11.84
15	Middle	15	10	DFT-s-OFDM QPSK	Inner_Full	25_12	1882.5	376500	13.5	11.89
18	Middle	15	15	DFT-s-OFDM QPSK	Inner_Full	36_18	1882.5	376500	13.5	11.75

N25 ANT4 (Power Level A1)

No.	Test Freq Description	5G-n25							Tune up	Power Results (dBm)
		SCS (kHz)	NR BW (MHz)	Modulation	RB allocation		NR Test Freq. (MHz)	NR Test CH.		n25
1	High	15	5	DFT-s-OFDM QPSK	Inner_Full	12_6	1912.5	382500	25.80	24.47
2	Middle	15	5	DFT-s-OFDM QPSK	Inner_Full	12_6	1882.5	376500	25.80	24.92
3	Low	15	5	DFT-s-OFDM QPSK	Inner_Full	12_6	1852.5	370500	25.80	24.54
4	High	15	20	DFT-s-OFDM QPSK	Inner_Full	50_25	1905	381000	25.80	23.99
5	Middle	15	20	DFT-s-OFDM QPSK	Inner_Full	50_25	1882.5	376500	25.80	24.02
6	Low	15	20	DFT-s-OFDM QPSK	Inner_Full	50_25	1860	372000	25.80	24.00

According to the table above, the maximum power configuration is selected as the default test configuration

No.	Test Freq Description	5G-n25							Tune up	Power Results (dBm)
		SCS (kHz)	NR BW (MHz)	Modulation	RB allocation		NR Test Freq. (MHz)	NR Test CH.		n25
1	Middle	15	5	DFT-s-OFDM P1/2 BPSK1	Inner_Full	12_6	1882.5	376500	25.8	23.91
2	Middle	15	5	DFT-s-OFDM 16QAM	Inner_Full	12_6	1882.5	376500	24.8	23.06
3	Middle	15	5	DFT-s-OFDM 64QAM	Inner_Full	12_6	1882.5	376500	23.3	21.42
4	Middle	15	5	DFT-s-OFDM 256QAM	Inner_Full	12_6	1882.5	376500	21.3	19.45
5	Middle	15	5	CP-OFDM QPSK	Inner_Full	12_6	1882.5	376500	24.3	22.46
6	Middle	15	5	CP-OFDM 16QAM	Inner_Full	12_6	1882.5	376500	23.8	21.84
7	Middle	15	5	CP-OFDM 64QAM	Inner_Full	12_6	1882.5	376500	22.3	20.42
8	Middle	15	5	CP-OFDM 256QAM	Inner_Full	12_6	1882.5	376500	19.3	17.39
9	Middle	15	5	DFT-s-OFDM QPSK	Edge_Full_Right	2_23	1882.5	376500	24.8	22.99
10	Middle	15	5	DFT-s-OFDM QPSK	Edge_Full_Left	2_0	1882.5	376500	24.8	23.11
11	Middle	15	5	DFT-s-OFDM QPSK	Edge_1RB_Right	1_24	1882.5	376500	24.8	22.94
12	Middle	15	5	DFT-s-OFDM QPSK	Edge_1RB_Left	1_0	1882.5	376500	24.8	22.83
13	Middle	15	5	DFT-s-OFDM QPSK	Inner_1RB_Right	1_23	1882.5	376500	25.8	24.16
14	Middle	15	5	DFT-s-OFDM QPSK	Inner_1RB_Left	1_1	1882.5	376500	25.8	23.95
15	Middle	15	5	DFT-s-OFDM QPSK	Outer_Full	25_0	1882.5	376500	24.8	22.91
15	Middle	15	10	DFT-s-OFDM QPSK	Inner_Full	25_12	1882.5	376500	25.8	23.94
18	Middle	15	15	DFT-s-OFDM QPSK	Inner_Full	36_18	1882.5	376500	25.8	23.93

N25 ANT4 (Power Level C1)

No.	Test Freq Description	5G-n25							Tune up	Power Results (dBm) n25
		SCS (kHz)	NR BW (MHz)	Modulation	RB allocation		NR Test Freq. (MHz)	NR Test CH.		
1	High	15	5	DFT-s-OFDM QPSK	Inner_Full	12_6	1912.5	382500	11.00	10.28
2	Middle	15	5	DFT-s-OFDM QPSK	Inner_Full	12_6	1882.5	376500	11.00	10.31
3	Low	15	5	DFT-s-OFDM QPSK	Inner_Full	12_6	1852.5	370500	11.00	10.28
4	High	15	20	DFT-s-OFDM QPSK	Inner_Full	50_25	1905	381000	11.00	10.21
5	Middle	15	20	DFT-s-OFDM QPSK	Inner_Full	50_25	1882.5	376500	11.00	10.30
6	Low	15	20	DFT-s-OFDM QPSK	Inner_Full	50_25	1860	372000	11.00	10.23

According to the table above, the maximum power configuration is selected as the default test configuration

No.	Test Freq Description	5G-n25							Tune up	Power Results (dBm) n25
		SCS (kHz)	NR BW (MHz)	Modulation	RB allocation		NR Test Freq. (MHz)	NR Test CH.		
1	Middle	15	5	DFT-s-OFDM PI/2 BPSK1	Inner_Full	12_6	1882.5	376500	11	10.26
2	Middle	15	5	DFT-s-OFDM 16QAM	Inner_Full	12_6	1882.5	376500	11	10.22
3	Middle	15	5	DFT-s-OFDM 64QAM	Inner_Full	12_6	1882.5	376500	11	10.2
4	Middle	15	5	DFT-s-OFDM 256QAM	Inner_Full	12_6	1882.5	376500	11	10.23
5	Middle	15	5	CP-OFDM QPSK	Inner_Full	12_6	1882.5	376500	11	10.26
6	Middle	15	5	CP-OFDM 16QAM	Inner_Full	12_6	1882.5	376500	11	10.24
7	Middle	15	5	CP-OFDM 64QAM	Inner_Full	12_6	1882.5	376500	11	10.23
8	Middle	15	5	CP-OFDM 256QAM	Inner_Full	12_6	1882.5	376500	11	10.22
9	Middle	15	5	DFT-s-OFDM QPSK	Edge_Full_Right	2_23	1882.5	376500	11	10.21
10	Middle	15	5	DFT-s-OFDM QPSK	Edge_Full_Left	2_0	1882.5	376500	11	10.15
11	Middle	15	5	DFT-s-OFDM QPSK	Edge_1RB_Right	1_24	1882.5	376500	11	10.18
12	Middle	15	5	DFT-s-OFDM QPSK	Edge_1RB_Left	1_0	1882.5	376500	11	10.15
13	Middle	15	5	DFT-s-OFDM QPSK	Inner_1RB_Right	1_23	1882.5	376500	11	10.18
14	Middle	15	5	DFT-s-OFDM QPSK	Inner_1RB_Left	1_1	1882.5	376500	11	10.21
15	Middle	15	5	DFT-s-OFDM QPSK	Outer_Full	25_0	1882.5	376500	11	10.26
15	Middle	15	10	DFT-s-OFDM QPSK	Inner_Full	25_12	1882.5	376500	11	10.23
18	Middle	15	15	DFT-s-OFDM QPSK	Inner_Full	36_18	1882.5	376500	11	10.24

N26 ANT0 (Power Level A1)

No.	Test Freq Description	5G-n26							Tune up	Power Results (dBm) n26
		SCS (kHz)	NR BW (MHz)	Modulation	RB allocation		NR Test Freq. (MHz)	NR Test CH.		
1	High	15	5	DFT-s-OFDM QPSK	Inner_Full	12_6	846.5	169300	25.80	24.24
2	Middle	15	5	DFT-s-OFDM QPSK	Inner_Full	12_6	831.5	166300	25.80	24.38
3	Low	15	5	DFT-s-OFDM QPSK	Inner_Full	12_6	816.5	163300	25.80	24.35
4	High	15	20	DFT-s-OFDM QPSK	Inner_Full	50_25	839	167800	25.80	24.19
5	Middle	15	20	DFT-s-OFDM QPSK	Inner_Full	50_25	831.5	166300	25.80	24.21
6	Low	15	20	DFT-s-OFDM QPSK	Inner_Full	50_25	824	164800	25.80	24.24

According to the table above, the maximum power configuration is selected as the default test configuration

No.	Test Freq Description	5G-n26							Tune up	Power Results (dBm) n26
		SCS (kHz)	NR BW (MHz)	Modulation	RB allocation		NR Test Freq. (MHz)	NR Test CH.		
1	Middle	15	5	DFT-s-OFDM PI/2 BPSK1	Inner_Full	12_6	831.5	166300	25.8	24.35
2	Middle	15	5	DFT-s-OFDM 16QAM	Inner_Full	12_6	831.5	166300	24.8	23.37
3	Middle	15	5	DFT-s-OFDM 64QAM	Inner_Full	12_6	831.5	166300	23.3	21.83
4	Middle	15	5	DFT-s-OFDM 256QAM	Inner_Full	12_6	831.5	166300	21.3	19.87
5	Middle	15	5	CP-OFDM QPSK	Inner_Full	12_6	831.5	166300	24.3	22.91
6	Middle	15	5	CP-OFDM 16QAM	Inner_Full	12_6	831.5	166300	23.8	22.27
7	Middle	15	5	CP-OFDM 64QAM	Inner_Full	12_6	831.5	166300	22.3	20.95
8	Middle	15	5	CP-OFDM 256QAM	Inner_Full	12_6	831.5	166300	19.3	17.76
9	Middle	15	5	DFT-s-OFDM QPSK	Edge_Full_Right	2_23	831.5	166300	24.8	23.35
10	Middle	15	5	DFT-s-OFDM QPSK	Edge_Full_Left	2_0	831.5	166300	24.8	23.36
11	Middle	15	5	DFT-s-OFDM QPSK	Edge_1RB_Right	1_24	831.5	166300	24.8	23.33
12	Middle	15	5	DFT-s-OFDM QPSK	Edge_1RB_Left	1_0	831.5	166300	24.8	23.34
13	Middle	15	5	DFT-s-OFDM QPSK	Inner_1RB_Right	1_23	831.5	166300	25.8	24.31
14	Middle	15	5	DFT-s-OFDM QPSK	Inner_1RB_Left	1_1	831.5	166300	25.8	24.29
15	Middle	15	5	DFT-s-OFDM QPSK	Outer_Full	25_0	831.5	166300	24.8	23.26
15	Middle	15	10	DFT-s-OFDM QPSK	Inner_Full	25_12	831.5	166300	25.8	24.39
18	Middle	15	15	DFT-s-OFDM QPSK	Inner_Full	36_18	831.5	166300	25.8	24.22

N26 ANT0 (Power Level B1)

No.	Test Freq Description	5G-n26							Tune up	Power Results (dBm) n26
		SCS (kHz)	NR BW (MHz)	Modulation	RB allocation		NR Test Freq. (MHz)	NR Test CH.		
1	High	15	5	DFT-s-OFDM QPSK	Inner_Full	12_6	846.5	169300	20.00	19.45
2	Middle	15	5	DFT-s-OFDM QPSK	Inner_Full	12_6	831.5	166300	20.00	19.59
3	Low	15	5	DFT-s-OFDM QPSK	Inner_Full	12_6	816.5	163300	20.00	19.56
4	High	15	20	DFT-s-OFDM QPSK	Inner_Full	50_25	839	167800	20.00	19.42
5	Middle	15	20	DFT-s-OFDM QPSK	Inner_Full	50_25	831.5	166300	20.00	19.46
6	Low	15	20	DFT-s-OFDM QPSK	Inner_Full	50_25	824	164800	20.00	19.53

According to the table above, the maximum power configuration is selected as the default test configuration

No.	Test Freq Description	5G-n26							Tune up	Power Results (dBm) n26
		SCS (kHz)	NR BW (MHz)	Modulation	RB allocation		NR Test Freq. (MHz)	NR Test CH.		
1	Middle	15	5	DFT-s-OFDM P1/2 BPSK1	Inner_Full	12_6	831.5	166300	20	18.32
2	Middle	15	5	DFT-s-OFDM 16QAM	Inner_Full	12_6	831.5	166300	20	18.67
3	Middle	15	5	DFT-s-OFDM 64QAM	Inner_Full	12_6	831.5	166300	20	18.83
4	Middle	15	5	DFT-s-OFDM 256QAM	Inner_Full	12_6	831.5	166300	20	18.89
5	Middle	15	5	CP-OFDM QPSK	Inner_Full	12_6	831.5	166300	20	19.32
6	Middle	15	5	CP-OFDM 16QAM	Inner_Full	12_6	831.5	166300	20	19.43
7	Middle	15	5	CP-OFDM 64QAM	Inner_Full	12_6	831.5	166300	20	19.47
8	Middle	15	5	CP-OFDM 256QAM	Inner_Full	12_6	831.5	166300	20	18.56
9	Middle	15	5	DFT-s-OFDM QPSK	Edge_Full_Right	2_23	831.5	166300	20	18.53
10	Middle	15	5	DFT-s-OFDM QPSK	Edge_Full_Left	2_0	831.5	166300	20	18.50
11	Middle	15	5	DFT-s-OFDM QPSK	Edge_1RB_Right	1_24	831.5	166300	20	18.64
12	Middle	15	5	DFT-s-OFDM QPSK	Edge_1RB_Left	1_0	831.5	166300	20	18.58
13	Middle	15	5	DFT-s-OFDM QPSK	Inner_1RB_Right	1_23	831.5	166300	20	18.57
14	Middle	15	5	DFT-s-OFDM QPSK	Inner_1RB_Left	1_1	831.5	166300	20	18.54
15	Middle	15	5	DFT-s-OFDM QPSK	Outer_Full	25_0	831.5	166300	20	18.67
15	Middle	15	10	DFT-s-OFDM QPSK	Inner_Full	25_12	831.5	166300	20	18.64
18	Middle	15	15	DFT-s-OFDM QPSK	Inner_Full	36_18	831.5	166300	20	18.53

N30 ANT1 (Power Level A1)

No.	Test Freq Description	5G-n26							Tune up	Power Results (dBm) n26
		SCS (kHz)	NR BW (MHz)	Modulation	RB allocation		NR Test Freq. (MHz)	NR Test CH.		
1	High	15	5	DFT-s-OFDM QPSK	Inner_Full	12_6	2312.5	462500	25.80	24.36
2	Middle	15	5	DFT-s-OFDM QPSK	Inner_Full	12_6	2310	462000	25.80	24.47
3	Low	15	5	DFT-s-OFDM QPSK	Inner_Full	12_6	2312.5	462500	25.80	24.40
5	Middle	15	10	DFT-s-OFDM QPSK	Inner_Full	25_12	2310	462000	25.80	24.34

According to the table above, the maximum power configuration is selected as the default test configuration

No.	Test Freq Description	5G-n26							Tune up	Power Results (dBm) n26
		SCS (kHz)	NR BW (MHz)	Modulation	RB allocation		NR Test Freq. (MHz)	NR Test CH.		
1	Middle	15	5	DFT-s-OFDM P1/2 BPSK1	Inner_Full	12_6	2310	462000	25.80	24.31
2	Middle	15	5	DFT-s-OFDM 16QAM	Inner_Full	12_6	2310	462000	24.8	23.29
3	Middle	15	5	DFT-s-OFDM 64QAM	Inner_Full	12_6	2310	462000	23.3	21.84
4	Middle	15	5	DFT-s-OFDM 256QAM	Inner_Full	12_6	2310	462000	21.3	19.78
5	Middle	15	5	CP-OFDM QPSK	Inner_Full	12_6	2310	462000	24.3	22.79
6	Middle	15	5	CP-OFDM 16QAM	Inner_Full	12_6	2310	462000	23.8	22.28
7	Middle	15	5	CP-OFDM 64QAM	Inner_Full	12_6	2310	462000	22.3	20.82
8	Middle	15	5	CP-OFDM 256QAM	Inner_Full	12_6	2310	462000	19.3	17.66
9	Middle	15	5	DFT-s-OFDM QPSK	Edge_Full_Right	2_23	2310	462000	24.8	23.28
10	Middle	15	5	DFT-s-OFDM QPSK	Edge_Full_Left	2_0	2310	462000	24.8	23.23
11	Middle	15	5	DFT-s-OFDM QPSK	Edge_1RB_Right	1_24	2310	462000	24.8	23.31
12	Middle	15	5	DFT-s-OFDM QPSK	Edge_1RB_Left	1_0	2310	462000	24.8	23.37
13	Middle	15	5	DFT-s-OFDM QPSK	Inner_1RB_Right	1_23	2310	462000	25.80	24.35
14	Middle	15	5	DFT-s-OFDM QPSK	Inner_1RB_Left	1_1	2310	462000	25.80	24.36
15	Middle	15	5	DFT-s-OFDM QPSK	Outer_Full	25_0	2310	462000	24.8	23.3

N30 ANT1 (Power Level B1)

No.	Test Freq Description	5G-n30							Tune up	Power Results (dBm)
		SCS (kHz)	NR BW (MHz)	Modulation	RB allocation		NR Test Freq. (MHz)	NR Test CH.		
1	High	15	5	DFT-s-OFDM QPSK	Inner_Full	12_6	2312.5	462500	13.00	11.43
2	Middle	15	5	DFT-s-OFDM QPSK	Inner_Full	12_6	2310	462000	13.00	11.69
3	Low	15	5	DFT-s-OFDM QPSK	Inner_Full	12_6	2312.5	462500	13.00	11.42
5	Middle	15	10	DFT-s-OFDM QPSK	Inner_Full	25_12	2310	462000	13.00	11.42

According to the table above, the maximum power configuration is selected as the default test configuration

No.	Test Freq Description	5G-n26							Tune up	Power Results (dBm)
		SCS (kHz)	NR BW (MHz)	Modulation	RB allocation		NR Test Freq. (MHz)	NR Test CH.		
1	Middle	15	5	DFT-s-OFDM P1/2 BPSK1	Inner_Full	12_6	2310	462000	13.00	11.39
2	Middle	15	5	DFT-s-OFDM 16QAM	Inner_Full	12_6	2310	462000	13.00	11.40
3	Middle	15	5	DFT-s-OFDM 64QAM	Inner_Full	12_6	2310	462000	13.00	11.47
4	Middle	15	5	DFT-s-OFDM 256QAM	Inner_Full	12_6	2310	462000	13.00	11.51
5	Middle	15	5	CP-OFDM QPSK	Inner_Full	12_6	2310	462000	13.00	11.60
6	Middle	15	5	CP-OFDM 16QAM	Inner_Full	12_6	2310	462000	13.00	11.62
7	Middle	15	5	CP-OFDM 64QAM	Inner_Full	12_6	2310	462000	13.00	11.58
8	Middle	15	5	CP-OFDM 256QAM	Inner_Full	12_6	2310	462000	13.00	11.67
9	Middle	15	5	DFT-s-OFDM QPSK	Edge_Full_Right	2_23	2310	462000	13.00	11.29
10	Middle	15	5	DFT-s-OFDM QPSK	Edge_Full_Left	2_0	2310	462000	13.00	11.26
11	Middle	15	5	DFT-s-OFDM QPSK	Edge_1RB_Right	1_24	2310	462000	13.00	11.35
12	Middle	15	5	DFT-s-OFDM QPSK	Edge_1RB_Left	1_0	2310	462000	13.00	11.31
13	Middle	15	5	DFT-s-OFDM QPSK	Inner_1RB_Right	1_23	2310	462000	13.00	11.39
14	Middle	15	5	DFT-s-OFDM QPSK	Inner_1RB_Left	1_1	2310	462000	13.00	11.35
15	Middle	15	5	DFT-s-OFDM QPSK	Outer_Full	25_0	2310	462000	13.00	11.45

N30 ANT4 (Power Level A1)

No.	Test Freq Description	5G-n30							Tune up	Power Results (dBm)
		SCS (kHz)	NR BW (MHz)	Modulation	RB allocation		NR Test Freq. (MHz)	NR Test CH.		
1	High	15	5	DFT-s-OFDM QPSK	Inner_Full	12_6	2312.5	462500	25.80	24.56
2	Middle	15	5	DFT-s-OFDM QPSK	Inner_Full	12_6	2310	462000	25.80	24.63
3	Low	15	5	DFT-s-OFDM QPSK	Inner_Full	12_6	2312.5	462500	25.80	24.57
5	Middle	15	10	DFT-s-OFDM QPSK	Inner_Full	25_12	2310	462000	25.80	24.58

According to the table above, the maximum power configuration is selected as the default test configuration

No.	Test Freq Description	5G-n26							Tune up	Power Results (dBm)
		SCS (kHz)	NR BW (MHz)	Modulation	RB allocation		NR Test Freq. (MHz)	NR Test CH.		
1	Middle	15	5	DFT-s-OFDM P1/2 BPSK1	Inner_Full	12_6	2310	462000	25.8	24.35
2	Middle	15	5	DFT-s-OFDM 16QAM	Inner_Full	12_6	2310	462000	24.8	23.69
3	Middle	15	5	DFT-s-OFDM 64QAM	Inner_Full	12_6	2310	462000	23.3	22.25
4	Middle	15	5	DFT-s-OFDM 256QAM	Inner_Full	12_6	2310	462000	21.3	20.23
5	Middle	15	5	CP-OFDM QPSK	Inner_Full	12_6	2310	462000	24.3	23.04
6	Middle	15	5	CP-OFDM 16QAM	Inner_Full	12_6	2310	462000	23.8	22.47
7	Middle	15	5	CP-OFDM 64QAM	Inner_Full	12_6	2310	462000	22.3	21.23
8	Middle	15	5	CP-OFDM 256QAM	Inner_Full	12_6	2310	462000	19.3	18.33
9	Middle	15	5	DFT-s-OFDM QPSK	Edge_Full_Right	2_23	2310	462000	24.8	23.61
10	Middle	15	5	DFT-s-OFDM QPSK	Edge_Full_Left	2_0	2310	462000	24.8	23.55
11	Middle	15	5	DFT-s-OFDM QPSK	Edge_1RB_Right	1_24	2310	462000	24.8	23.51
12	Middle	15	5	DFT-s-OFDM QPSK	Edge_1RB_Left	1_0	2310	462000	24.8	23.58
13	Middle	15	5	DFT-s-OFDM QPSK	Inner_1RB_Right	1_23	2310	462000	25.8	24.57
14	Middle	15	5	DFT-s-OFDM QPSK	Inner_1RB_Left	1_1	2310	462000	25.8	24.59
15	Middle	15	5	DFT-s-OFDM QPSK	Outer_Full	25_0	2310	462000	24.8	23.61

N30 ANT4 (Power Level C1)

No.	Test Freq Description	5G-n30							Tune up	Power Results (dBm)
		SCS (kHz)	NR BW (MHz)	Modulation	RB allocation		NR Test Freq. (MHz)	NR Test CH.		
1	High	15	5	DFT-s-OFDM QPSK	Inner_Full	12_6	2312.5	462500	12.50	10.87
2	Middle	15	5	DFT-s-OFDM QPSK	Inner_Full	12_6	2310	462000	12.50	10.91
3	Low	15	5	DFT-s-OFDM QPSK	Inner_Full	12_6	2312.5	462500	12.50	10.89
5	Middle	15	10	DFT-s-OFDM QPSK	Inner_Full	25_12	2310	462000	12.50	10.88

According to the table above, the maximum power configuration is selected as the default test configuration

No.	Test Freq Description	5G-n26							Tune up	Power Results (dBm)
		SCS (kHz)	NR BW (MHz)	Modulation	RB allocation		NR Test Freq. (MHz)	NR Test CH.		
1	Middle	15	5	DFT-s-OFDM P1/2 BPSK1	Inner_Full	12_6	2310	462000	12.50	10.86
2	Middle	15	5	DFT-s-OFDM 16QAM	Inner_Full	12_6	2310	462000	12.50	10.85
3	Middle	15	5	DFT-s-OFDM 64QAM	Inner_Full	12_6	2310	462000	12.50	10.89
4	Middle	15	5	DFT-s-OFDM 256QAM	Inner_Full	12_6	2310	462000	12.50	10.88
5	Middle	15	5	CP-OFDM QPSK	Inner_Full	12_6	2310	462000	12.50	10.87
6	Middle	15	5	CP-OFDM 16QAM	Inner_Full	12_6	2310	462000	12.50	10.86
7	Middle	15	5	CP-OFDM 64QAM	Inner_Full	12_6	2310	462000	12.50	10.88
8	Middle	15	5	CP-OFDM 256QAM	Inner_Full	12_6	2310	462000	12.50	10.90
9	Middle	15	5	DFT-s-OFDM QPSK	Edge_Full_Right	2_23	2310	462000	12.50	10.76
10	Middle	15	5	DFT-s-OFDM QPSK	Edge_Full_Left	2_0	2310	462000	12.50	10.79
11	Middle	15	5	DFT-s-OFDM QPSK	Edge_1RB_Right	1_24	2310	462000	12.50	10.78
12	Middle	15	5	DFT-s-OFDM QPSK	Edge_1RB_Left	1_0	2310	462000	12.50	10.81
13	Middle	15	5	DFT-s-OFDM QPSK	Inner_1RB_Right	1_23	2310	462000	12.50	10.89
14	Middle	15	5	DFT-s-OFDM QPSK	Inner_1RB_Left	1_1	2310	462000	12.50	10.88
15	Middle	15	5	DFT-s-OFDM QPSK	Outer_Full	25_0	2310	462000	12.50	10.78

N41 ANT4 (Power Level A1)

No.	Test Freq Description	5G-n41							Tune up	Power Results (dBm)
		SCS (kHz)	NR BW (MHz)	Modulation	RB allocation		NR Test Freq. (MHz)	NR Test CH.		
1	High	30	20	DFT-s-OFDM QPSK	Inner_Full	25_12	2679.99	535998	27.50	25.65
2	Middle1	30	20	DFT-s-OFDM QPSK	Inner_Full	25_12	2636.49	527298	27.50	25.57
3	Middle2	30	20	DFT-s-OFDM QPSK	Inner_Full	25_12	2592.99	518598	27.50	26.94
4	Middle3	30	20	DFT-s-OFDM QPSK	Inner_Full	25_12	2549.49	509898	27.50	26.52
5	Low	30	20	DFT-s-OFDM QPSK	Inner_Full	25_12	2506.02	501204	27.50	26.37
6	High	30	100	DFT-s-OFDM QPSK	Inner_Full	135_67	2640	528000	27.50	25.55
7	Middle2	30	100	DFT-s-OFDM QPSK	Inner_Full	135_67	2592.99	518598	27.50	25.72
8	Low	30	100	DFT-s-OFDM QPSK	Inner_Full	135_67	2546.01	509202	27.50	25.61

According to the table above, the maximum power configuration is selected as the default test configuration

No.	Test Freq Description	5G-n41							Tune up	Power Results (dBm)
		SCS	NR BW	Modulation	RB allocation		NR	NR		
1	Middle2	30	20	DFT-s-OFDM P1/2 BPSK1	Inner_Full	25_12	2592.99	518598	27.50	26.61
2	Middle2	30	20	DFT-s-OFDM 16QAM	Inner_Full	25_12	2592.99	518598	26.50	24.60
3	Middle2	30	20	DFT-s-OFDM 64QAM	Inner_Full	25_12	2592.99	518598	25.00	23.78
4	Middle2	30	20	DFT-s-OFDM 256QAM	Inner_Full	25_12	2592.99	518598	23.00	22.57
5	Middle2	30	20	CP-OFDM QPSK	Inner_Full	25_12	2592.99	518598	26.00	24.67
6	Middle2	30	20	CP-OFDM 16QAM	Inner_Full	25_12	2592.99	518598	25.50	24.30
7	Middle2	30	20	CP-OFDM 64QAM	Inner_Full	25_12	2592.99	518598	24.00	23.90
8	Middle2	30	20	CP-OFDM 256QAM	Inner_Full	25_12	2592.99	518598	21.00	20.50
9	Middle	30	20	DFT-s-OFDM QPSK	Edge_Full_Right	2_49	2592.99	518598	26.50	24.73
10	Middle	30	20	DFT-s-OFDM QPSK	Edge_Full_Left	2_0	2592.99	518598	26.50	24.94
11	Middle	30	20	DFT-s-OFDM QPSK	Edge_1RB_Right	1_50	2592.99	518598	26.50	24.59
12	Middle	30	20	DFT-s-OFDM QPSK	Edge_1RB_Left	1_0	2592.99	518598	26.50	25.09
13	Middle	30	20	DFT-s-OFDM QPSK	Inner_1RB_Right	1_49	2592.99	518598	27.50	25.67
14	Middle	30	20	DFT-s-OFDM QPSK	Inner_1RB_Left	1_1	2592.99	518598	27.50	25.74
15	Middle	30	20	DFT-s-OFDM QPSK	Outer_Full	50_0	2592.99	518598	26.50	24.56
16	Middle2	30	30	DFT-s-OFDM QPSK	Inner_Full	36_18	2592.99	518598	27.50	25.68
17	Middle2	30	40	DFT-s-OFDM QPSK	Inner_Full	50_25	2592.99	518598	27.50	25.72
18	Middle2	30	50	DFT-s-OFDM QPSK	Inner_Full	64_32	2592.99	518598	27.50	25.57
19	Middle2	30	60	DFT-s-OFDM QPSK	Inner_Full	81_40	2592.99	518598	27.50	25.67
20	Middle2	30	80	DFT-s-OFDM QPSK	Inner_Full	108_54	2592.99	518598	27.50	25.72
21	Middle2	30	90	DFT-s-OFDM QPSK	Inner_Full	120_60	2592.99	518598	27.50	25.68

N41 ANT4 (Power Level B1)

No.	Test Freq Description	5G-n41							Power Results (dBm)	
		SCS (kHz)	NR BW (MHz)	Modulation	RB allocation		NR Test Freq. (MHz)	NR Test CH.	Tune up	n41
1	High	30	20	DFT-s-OFDM QPSK	Inner_Full	25_12	2679.99	535998	13.00	11.58
2	Middle1	30	20	DFT-s-OFDM QPSK	Inner_Full	25_12	2636.49	527298	13.00	11.82
3	Middle2	30	20	DFT-s-OFDM QPSK	Inner_Full	25_12	2592.99	518598	13.00	12.33
4	Middle3	30	20	DFT-s-OFDM QPSK	Inner_Full	25_12	2549.49	509898	13.00	11.86
5	Low	30	20	DFT-s-OFDM QPSK	Inner_Full	25_12	2506.02	501204	13.00	11.67
6	High	30	100	DFT-s-OFDM QPSK	Inner_Full	135_67	2640	528000	13.00	11.53
7	Middle2	30	100	DFT-s-OFDM QPSK	Inner_Full	135_67	2592.99	518598	13.00	11.72
8	Low	30	100	DFT-s-OFDM QPSK	Inner_Full	135_67	2546.01	509202	13.00	11.67

According to the table above, the maximum power configuration is selected as the default test configuration

No.	Test Freq Description	5G-n41							Power Results (dBm)	
		SCS	NR BW	Modulation	RB allocation		NR	NR	Tune up	n41
1	Middle2	30	20	DFT-s-OFDM Pi/2 BPSK1	Inner_Full	25_12	2592.99	518598	13.00	11.90
2	Middle2	30	20	DFT-s-OFDM 16QAM	Inner_Full	25_12	2592.99	518598	13.00	12.05
3	Middle2	30	20	DFT-s-OFDM 64QAM	Inner_Full	25_12	2592.99	518598	13.00	12.08
4	Middle2	30	20	DFT-s-OFDM 256QAM	Inner_Full	25_12	2592.99	518598	13.00	12.01
5	Middle2	30	20	CP-OFDM QPSK	Inner_Full	25_12	2592.99	518598	13.00	12.11
6	Middle2	30	20	CP-OFDM 16QAM	Inner_Full	25_12	2592.99	518598	13.00	12.20
7	Middle2	30	20	CP-OFDM 64QAM	Inner_Full	25_12	2592.99	518598	13.00	12.30
8	Middle2	30	20	CP-OFDM 256QAM	Inner_Full	25_12	2592.99	518598	13.00	12.18
9	Middle	30	20	DFT-s-OFDM QPSK	Edge_Full_Right	2_49	2592.99	518598	13.00	11.95
10	Middle	30	20	DFT-s-OFDM QPSK	Edge_Full_Left	2_0	2592.99	518598	13.00	12.01
11	Middle	30	20	DFT-s-OFDM QPSK	Edge_1RB_Right	1_50	2592.99	518598	13.00	11.96
12	Middle	30	20	DFT-s-OFDM QPSK	Edge_1RB_Left	1_0	2592.99	518598	13.00	12.04
13	Middle	30	20	DFT-s-OFDM QPSK	Inner_1RB_Right	1_49	2592.99	518598	13.00	12.00
14	Middle	30	20	DFT-s-OFDM QPSK	Inner_1RB_Left	1_1	2592.99	518598	13.00	12.02
15	Middle	30	20	DFT-s-OFDM QPSK	Outer_Full	50_0	2592.99	518598	13.00	11.96
16	Middle2	30	30	DFT-s-OFDM QPSK	Inner_Full	36_18	2592.99	518598	13.00	11.97
17	Middle2	30	40	DFT-s-OFDM QPSK	Inner_Full	50_25	2592.99	518598	13.00	11.93
18	Middle2	30	50	DFT-s-OFDM QPSK	Inner_Full	64_32	2592.99	518598	13.00	11.90
19	Middle2	30	60	DFT-s-OFDM QPSK	Inner_Full	81_40	2592.99	518598	13.00	11.91
20	Middle2	30	80	DFT-s-OFDM QPSK	Inner_Full	108_54	2592.99	518598	13.00	11.75
21	Middle2	30	90	DFT-s-OFDM QPSK	Inner_Full	120_60	2592.99	518598	13.00	11.73

N41 ANT4 (Power Level C1)

No.	Test Freq Description	5G-n41							Power Results (dBm)	
		SCS (kHz)	NR BW (MHz)	Modulation	RB allocation		NR Test Freq. (MHz)	NR Test CH.	Tune up	n41
1	High	30	20	DFT-s-OFDM QPSK	Inner_Full	25_12	2679.99	535998	10.00	8.71
2	Middle1	30	20	DFT-s-OFDM QPSK	Inner_Full	25_12	2636.49	527298	10.00	8.78
3	Middle2	30	20	DFT-s-OFDM QPSK	Inner_Full	25_12	2592.99	518598	10.00	9.27
4	Middle3	30	20	DFT-s-OFDM QPSK	Inner_Full	25_12	2549.49	509898	10.00	8.73
5	Low	30	20	DFT-s-OFDM QPSK	Inner_Full	25_12	2506.02	501204	10.00	8.70
6	High	30	100	DFT-s-OFDM QPSK	Inner_Full	135_67	2640	528000	10.00	8.75
7	Middle2	30	100	DFT-s-OFDM QPSK	Inner_Full	135_67	2592.99	518598	10.00	8.68
8	Low	30	100	DFT-s-OFDM QPSK	Inner_Full	135_67	2546.01	509202	10.00	8.83

According to the table above, the maximum power configuration is selected as the default test configuration

No.	Test Freq Description	5G-n41							Power Results (dBm)	
		SCS	NR BW	Modulation	RB allocation		NR	NR	Tune up	n41
1	Middle2	30	20	DFT-s-OFDM Pi/2 BPSK1	Inner_Full	25_12	2592.99	518598	10.00	8.70
2	Middle2	30	20	DFT-s-OFDM 16QAM	Inner_Full	25_12	2592.99	518598	10.00	8.82
3	Middle2	30	20	DFT-s-OFDM 64QAM	Inner_Full	25_12	2592.99	518598	10.00	8.83
4	Middle2	30	20	DFT-s-OFDM 256QAM	Inner_Full	25_12	2592.99	518598	10.00	8.79
5	Middle2	30	20	CP-OFDM QPSK	Inner_Full	25_12	2592.99	518598	10.00	8.75
6	Middle2	30	20	CP-OFDM 16QAM	Inner_Full	25_12	2592.99	518598	10.00	8.84
7	Middle2	30	20	CP-OFDM 64QAM	Inner_Full	25_12	2592.99	518598	10.00	8.85
8	Middle2	30	20	CP-OFDM 256QAM	Inner_Full	25_12	2592.99	518598	10.00	8.74
9	Middle	30	20	DFT-s-OFDM QPSK	Edge_Full_Right	2_49	2592.99	518598	10.00	8.75
10	Middle	30	20	DFT-s-OFDM QPSK	Edge_Full_Left	2_0	2592.99	518598	10.00	8.81
11	Middle	30	20	DFT-s-OFDM QPSK	Edge_1RB_Right	1_50	2592.99	518598	10.00	8.84
12	Middle	30	20	DFT-s-OFDM QPSK	Edge_1RB_Left	1_0	2592.99	518598	10.00	8.79
13	Middle	30	20	DFT-s-OFDM QPSK	Inner_1RB_Right	1_49	2592.99	518598	10.00	8.77
14	Middle	30	20	DFT-s-OFDM QPSK	Inner_1RB_Left	1_1	2592.99	518598	10.00	8.82
15	Middle	30	20	DFT-s-OFDM QPSK	Outer_Full	50_0	2592.99	518598	10.00	8.81
16	Middle2	30	30	DFT-s-OFDM QPSK	Inner_Full	36_18	2592.99	518598	10.00	8.68
17	Middle2	30	40	DFT-s-OFDM QPSK	Inner_Full	50_25	2592.99	518598	10.00	8.76
18	Middle2	30	50	DFT-s-OFDM QPSK	Inner_Full	64_32	2592.99	518598	10.00	8.68
19	Middle2	30	60	DFT-s-OFDM QPSK	Inner_Full	81_40	2592.99	518598	10.00	8.83
20	Middle2	30	80	DFT-s-OFDM QPSK	Inner_Full	108_54	2592.99	518598	10.00	8.66
21	Middle2	30	90	DFT-s-OFDM QPSK	Inner_Full	120_60	2592.99	518598	10.00	8.84

N66 ANT0 (Power Level A1)

No.	Test Freq Description	5G-n66							Tune up	Power Results (dBm) n66
		SCS (kHz)	NR BW (MHz)	Modulation	RB allocation		NR Test Freq. (MHz)	QRCT设置信道		
1	High	15	5	DFT-s-OFDM QPSK	Inner_Full	12_6	1777.5	355500	25.8	25.11
2	Middle	15	5	DFT-s-OFDM QPSK	Inner_Full	12_6	1745	349000	25.8	25.46
3	Low	15	5	DFT-s-OFDM QPSK	Inner_Full	12_6	1712.5	342500	25.8	25.12
4	High	15	20	DFT-s-OFDM QPSK	Inner_Full	50_25	1770	354000	25.8	24.89
5	Middle	15	20	DFT-s-OFDM QPSK	Inner_Full	50_25	1745	349000	25.8	24.97
6	Low	15	20	DFT-s-OFDM QPSK	Inner_Full	50_25	1720	344000	25.8	24.57

According to the table above, the maximum power configuration is selected as the default test configuration

No.	Test Freq Description	5G-n66							Tune up	Power Results (dBm) n66
		SCS (kHz)	NR BW (MHz)	Modulation	RB allocation		NR Test Freq. (MHz)	NR Test CH.		
1	Middle	15	5	DFT-s-OFDM PI/2 BPSK1	Inner_Full	12_6	1745	349000	25.8	24.02
2	Middle	15	5	DFT-s-OFDM 16QAM	Inner_Full	12_6	1745	349000	24.8	24.08
3	Middle	15	5	DFT-s-OFDM 64QAM	Inner_Full	12_6	1745	349000	23.3	21.56
4	Middle	15	5	DFT-s-OFDM 256QAM	Inner_Full	12_6	1745	349000	21.3	19.53
5	Middle	15	5	CP-OFDM QPSK	Inner_Full	12_6	1745	349000	24.3	22.57
6	Middle	15	5	CP-OFDM 16QAM	Inner_Full	12_6	1745	349000	23.8	21.98
7	Middle	15	5	CP-OFDM 64QAM	Inner_Full	12_6	1745	349000	22.3	20.66
8	Middle	15	5	CP-OFDM 256QAM	Inner_Full	12_6	1745	349000	19.3	17.38
9	Middle	15	5	DFT-s-OFDM QPSK	Edge_Full_Right	2_23	1745	349000	24.8	22.93
10	Middle	15	5	DFT-s-OFDM QPSK	Edge_Full_Left	2_0	1745	349000	24.8	22.99
9	Middle	15	5	DFT-s-OFDM QPSK	Edge_1RB_Right	1_24	1745	349000	24.8	23.03
10	Middle	15	5	DFT-s-OFDM QPSK	Edge_1RB_Left	1_0	1745	349000	24.8	23.01
11	Middle	15	5	DFT-s-OFDM QPSK	Inner_1RB_Right	1_23	1745	349000	25.8	24.11
12	Middle	15	5	DFT-s-OFDM QPSK	Inner_1RB_Left	1_1	1745	349000	25.8	24.11
13	Middle	15	5	DFT-s-OFDM QPSK	Outer_Full	25_0	1745	349000	24.8	23.04
14	Middle	15	10	DFT-s-OFDM QPSK	Inner_Full	25@12	1745	349000	25.8	24.12
15	Middle	15	15	DFT-s-OFDM QPSK	Inner_Full	36@18	1745	349000	25.8	23.95
16	Middle	15	30	DFT-s-OFDM QPSK	Inner_Full	80@40	1745	349000	25.8	23.92
17	Middle	15	40	DFT-s-OFDM QPSK	Inner_Full	108@54	1745	349000	25.8	23.94

N66 ANT0 (Power Level B1)

No.	Test Freq Description	5G-n66					NR Test Freq. (MHz)	Tune up	Power Results (dBm)
		SCS (kHz)	NR BW (MHz)	Modulation	RB allocation				
1	High	15	5	DFT-s-OFDM QPSK	Inner_Full	12_6	1777.5	15	13.20
2	Middle	15	5	DFT-s-OFDM QPSK	Inner_Full	12_6	1745	15	13.66
3	Low	15	5	DFT-s-OFDM QPSK	Inner_Full	12_6	1712.5	15	13.35
4	High	15	20	DFT-s-OFDM QPSK	Inner_Full	50_25	1770	15	13.16
5	Middle	15	20	DFT-s-OFDM QPSK	Inner_Full	50_25	1745	15	13.29
6	Low	15	20	DFT-s-OFDM QPSK	Inner_Full	50_25	1720	15	13.39

According to the table above, the maximum power configuration is selected as the default test configuration

No.	Test Freq Description	5G-n66					NR Test Freq. (MHz)	Tune up	Power Results (dBm)
		SCS (kHz)	NR BW (MHz)	Modulation	RB allocation				
1	Middle	15	5	DFT-s-OFDM PI/2 BPSK1	Inner_Full	12_6	1745	15	13.17
2	Middle	15	5	DFT-s-OFDM 16QAM	Inner_Full	12_6	1745	15	13.27
3	Middle	15	5	DFT-s-OFDM 64QAM	Inner_Full	12_6	1745	15	13.30
4	Middle	15	5	DFT-s-OFDM 256QAM	Inner_Full	12_6	1745	15	13.39
5	Middle	15	5	CP-OFDM QPSK	Inner_Full	12_6	1745	15	13.53
6	Middle	15	5	CP-OFDM 16QAM	Inner_Full	12_6	1745	15	13.60
7	Middle	15	5	CP-OFDM 64QAM	Inner_Full	12_6	1745	15	13.54
8	Middle	15	5	CP-OFDM 256QAM	Inner_Full	12_6	1745	15	13.62
9	Middle	15	5	DFT-s-OFDM QPSK	Edge_Full_Right	2_23	1745	15	13.30
10	Middle	15	5	DFT-s-OFDM QPSK	Edge_Full_Left	2_0	1745	15	13.24
9	Middle	15	5	DFT-s-OFDM QPSK	Edge_1RB_Right	1_24	1745	15	13.30
10	Middle	15	5	DFT-s-OFDM QPSK	Edge_1RB_Left	1_0	1745	15	13.31
11	Middle	15	5	DFT-s-OFDM QPSK	Inner_1RB_Right	1_23	1745	15	13.30
12	Middle	15	5	DFT-s-OFDM QPSK	Inner_1RB_Left	1_1	1745	15	13.31
13	Middle	15	5	DFT-s-OFDM QPSK	Outer_Full	25_0	1745	15	13.29
14	Middle	15	10	DFT-s-OFDM QPSK	Inner_Full	25@12	1745	15	13.40
15	Middle	15	15	DFT-s-OFDM QPSK	Inner_Full	36@18	1745	15	13.25
16	Middle	15	30	DFT-s-OFDM QPSK	Inner_Full	80@40	1745	15	13.39
17	Middle	15	40	DFT-s-OFDM QPSK	Inner_Full	108@54	1745	15	13.43

N66 ANT0 (Power Level C1)

No.	Test Freq Description	5G-n66							Tune up	Power Results (dBm) n66
		SCS (kHz)	NR BW (MHz)	Modulation	RB allocation		NR Test Freq. (MHz)			
1	High	15	5	DFT-s-OFDM QPSK	Inner_Full	12_6	1777.5	355500	12	11.15
2	Middle	15	5	DFT-s-OFDM QPSK	Inner_Full	12_6	1745	349000	12	11.34
3	Low	15	5	DFT-s-OFDM QPSK	Inner_Full	12_6	1712.5	342500	12	11.16
4	High	15	20	DFT-s-OFDM QPSK	Inner_Full	50_25	1770	354000	12	11.03
5	Middle	15	20	DFT-s-OFDM QPSK	Inner_Full	50_25	1745	349000	12	11.16
6	Low	15	20	DFT-s-OFDM QPSK	Inner_Full	50_25	1720	344000	12	10.92

According to the table above, the maximum power configuration is selected as the default test configuration

No.	Test Freq Description	5G-n66							Tune up	Power Results (dBm) n66
		SCS (kHz)	NR BW (MHz)	Modulation	RB allocation		NR Test Freq. (MHz)	NR Test CH.		
1	Middle	15	5	DFT-s-OFDM PI/2 BPSK1	Inner_Full	12_6	1745	349000	12	10.23
2	Middle	15	5	DFT-s-OFDM 16QAM	Inner_Full	12_6	1745	349000	12	10.22
3	Middle	15	5	DFT-s-OFDM 64QAM	Inner_Full	12_6	1745	349000	12	10.27
4	Middle	15	5	DFT-s-OFDM 256QAM	Inner_Full	12_6	1745	349000	12	10.24
5	Middle	15	5	CP-OFDM QPSK	Inner_Full	12_6	1745	349000	12	10.26
6	Middle	15	5	CP-OFDM 16QAM	Inner_Full	12_6	1745	349000	12	10.22
7	Middle	15	5	CP-OFDM 64QAM	Inner_Full	12_6	1745	349000	12	10.26
8	Middle	15	5	CP-OFDM 256QAM	Inner_Full	12_6	1745	349000	12	10.26
9	Middle	15	5	DFT-s-OFDM QPSK	Edge_Full_Right	2_23	1745	349000	12	10.19
10	Middle	15	5	DFT-s-OFDM QPSK	Edge_Full_Left	2_0	1745	349000	12	10.18
9	Middle	15	5	DFT-s-OFDM QPSK	Edge_1RB_Right	1_24	1745	349000	12	10.21
10	Middle	15	5	DFT-s-OFDM QPSK	Edge_1RB_Left	1_0	1745	349000	12	10.20
11	Middle	15	5	DFT-s-OFDM QPSK	Inner_1RB_Right	1_23	1745	349000	12	10.25
12	Middle	15	5	DFT-s-OFDM QPSK	Inner_1RB_Left	1_1	1745	349000	12	10.26
13	Middle	15	5	DFT-s-OFDM QPSK	Outer_Full	25_0	1745	349000	12	10.17
14	Middle	15	10	DFT-s-OFDM QPSK	Inner_Full	25@12	1745	349000	12	10.25
15	Middle	15	15	DFT-s-OFDM QPSK	Inner_Full	36@18	1745	349000	12	10.25
16	Middle	15	30	DFT-s-OFDM QPSK	Inner_Full	80@40	1745	349000	12	10.24
17	Middle	15	40	DFT-s-OFDM QPSK	Inner_Full	108@54	1745	349000	12	10.25

N66 ANT4 (Power Level A1)

No.	Test Freq Description	5G-n66					NR Test Freq. (MHz)	Tune up	Power Results (dBm)
		SCS (kHz)	NR BW (MHz)	Modulation	RB allocation				
1	High	15	5	DFT-s-OFDM QPSK	Inner_Full	12_6	1777.5	25.8	25.25
2	Middle	15	5	DFT-s-OFDM QPSK	Inner_Full	12_6	1745	25.8	25.36
3	Low	15	5	DFT-s-OFDM QPSK	Inner_Full	12_6	1712.5	25.8	25.29
4	High	15	20	DFT-s-OFDM QPSK	Inner_Full	50_25	1770	25.8	25.22
5	Middle	15	20	DFT-s-OFDM QPSK	Inner_Full	50_25	1745	25.8	25.20
6	Low	15	20	DFT-s-OFDM QPSK	Inner_Full	50_25	1720	25.8	25.35

According to the table above, the maximum power configuration is selected as the default test configuration

No.	Test Freq Description	5G-n66					NR Test Freq. (MHz)	Tune up	Power Results (dBm)
		SCS (kHz)	NR BW (MHz)	Modulation	RB allocation				
1	Middle	15	5	DFT-s-OFDM PI/2 BPSK1	Inner_Full	12_6	1745	25.8	24.97
2	Middle	15	5	DFT-s-OFDM 16QAM	Inner_Full	12_6	1745	24.8	24.65
3	Middle	15	5	DFT-s-OFDM 64QAM	Inner_Full	12_6	1745	23.3	22.99
4	Middle	15	5	DFT-s-OFDM 256QAM	Inner_Full	12_6	1745	21.3	20.78
5	Middle	15	5	CP-OFDM QPSK	Inner_Full	12_6	1745	24.3	23.68
6	Middle	15	5	CP-OFDM 16QAM	Inner_Full	12_6	1745	23.8	23.17
7	Middle	15	5	CP-OFDM 64QAM	Inner_Full	12_6	1745	22.3	21.59
8	Middle	15	5	CP-OFDM 256QAM	Inner_Full	12_6	1745	19.3	18.89
9	Middle	15	5	DFT-s-OFDM QPSK	Edge_Full_Right	2_23	1745	24.8	24.19
10	Middle	15	5	DFT-s-OFDM QPSK	Edge_Full_Left	2_0	1745	24.8	24.09
9	Middle	15	5	DFT-s-OFDM QPSK	Edge_1RB_Right	1_24	1745	24.8	24.38
10	Middle	15	5	DFT-s-OFDM QPSK	Edge_1RB_Left	1_0	1745	24.8	24.34
11	Middle	15	5	DFT-s-OFDM QPSK	Inner_1RB_Right	1_23	1745	25.8	25.31
12	Middle	15	5	DFT-s-OFDM QPSK	Inner_1RB_Left	1_1	1745	25.8	25.32
13	Middle	15	5	DFT-s-OFDM QPSK	Outer_Full	25_0	1745	24.8	24.17
14	Middle	15	10	DFT-s-OFDM QPSK	Inner_Full	25@12	1745	25.8	25.35
15	Middle	15	15	DFT-s-OFDM QPSK	Inner_Full	36@18	1745	25.8	25.27
16	Middle	15	30	DFT-s-OFDM QPSK	Inner_Full	80@40	1745	25.8	25.18
17	Middle	15	40	DFT-s-OFDM QPSK	Inner_Full	108@54	1745	25.8	25.31

N66 ANT4 (Power Level C1)

No.	Test Freq Description	5G-n66							Tune up	Power Results (dBm)
		SCS (kHz)	NR BW (MHz)	Modulation	RB allocation		NR Test Freq. (MHz)	NR Test CH.		
1	High	15	5	DFT-s-OFDM QPSK	Inner_Full	12_6	1777.5	355500	13	11.31
2	Middle	15	5	DFT-s-OFDM QPSK	Inner_Full	12_6	1745	349000	13	11.32
3	Low	15	5	DFT-s-OFDM QPSK	Inner_Full	12_6	1712.5	342500	13	11.30
4	High	15	20	DFT-s-OFDM QPSK	Inner_Full	50_25	1770	354000	13	11.30
5	Middle	15	20	DFT-s-OFDM QPSK	Inner_Full	50_25	1745	349000	13	11.28
6	Low	15	20	DFT-s-OFDM QPSK	Inner_Full	50_25	1720	344000	13	11.29

According to the table above, the maximum power configuration is selected as the default test configuration

No.	Test Freq Description	5G-n66							Tune up	Power Results (dBm)
		SCS (kHz)	NR BW (MHz)	Modulation	RB allocation		NR Test Freq. (MHz)	NR Test CH.		
1	Middle	15	5	DFT-s-OFDM P/2 BPSK1	Inner_Full	12_6	1745	349000	13	11.28
2	Middle	15	5	DFT-s-OFDM 16QAM	Inner_Full	12_6	1745	349000	13	11.28
3	Middle	15	5	DFT-s-OFDM 64QAM	Inner_Full	12_6	1745	349000	13	11.30
4	Middle	15	5	DFT-s-OFDM 256QAM	Inner_Full	12_6	1745	349000	13	11.31
5	Middle	15	5	CP-OFDM QPSK	Inner_Full	12_6	1745	349000	13	11.29
6	Middle	15	5	CP-OFDM 16QAM	Inner_Full	12_6	1745	349000	13	11.30
7	Middle	15	5	CP-OFDM 64QAM	Inner_Full	12_6	1745	349000	13	11.30
8	Middle	15	5	CP-OFDM 256QAM	Inner_Full	12_6	1745	349000	13	11.29
9	Middle	15	5	DFT-s-OFDM QPSK	Edge_Full_Right	2_23	1745	349000	13	11.27
10	Middle	15	5	DFT-s-OFDM QPSK	Edge_Full_Left	2_0	1745	349000	13	11.24
9	Middle	15	5	DFT-s-OFDM QPSK	Edge_1RB_Right	1_24	1745	349000	13	11.23
10	Middle	15	5	DFT-s-OFDM QPSK	Edge_1RB_Left	1_0	1745	349000	13	11.22
11	Middle	15	5	DFT-s-OFDM QPSK	Inner_1RB_Right	1_23	1745	349000	13	11.31
12	Middle	15	5	DFT-s-OFDM QPSK	Inner_1RB_Left	1_1	1745	349000	13	11.29
13	Middle	15	5	DFT-s-OFDM QPSK	Outer_Full	25_0	1745	349000	13	11.21
14	Middle	15	10	DFT-s-OFDM QPSK	Inner_Full	25@12	1745	349000	13	11.30
15	Middle	15	15	DFT-s-OFDM QPSK	Inner_Full	36@18	1745	349000	13	11.29
16	Middle	15	30	DFT-s-OFDM QPSK	Inner_Full	80@40	1745	349000	13	11.28
17	Middle	15	40	DFT-s-OFDM QPSK	Inner_Full	108@54	1745	349000	13	11.28

N70 ANT0 (Power Level A1)

No.	Test Freq Description	5G-n70							Tune up	Power Results (dBm)
		SCS (kHz)	NR BW (MHz)	Modulation	RB allocation		NR Test Freq. (MHz)	NR Test CH.		
1	High	15	5	DFT-s-OFDM QPSK	Inner_Full	12_6	1707.5	341500	24.50	23.06
2	Middle	15	5	DFT-s-OFDM QPSK	Inner_Full	12_6	1702.5	340500	24.50	23.34
3	Low	15	5	DFT-s-OFDM QPSK	Inner_Full	12_6	1697.5	339500	24.50	23.05
4	High	15	10	DFT-s-OFDM QPSK	Inner_Full	25_12	1705	341000	24.50	23.24
5	Middle	15	10	DFT-s-OFDM QPSK	Inner_Full	25_12	1702.5	340500	24.50	23.24
6	Low	15	10	DFT-s-OFDM QPSK	Inner_Full	25_12	1700	340000	24.50	23.08

According to the table above, the maximum power configuration is selected as the default test configuration

No.	Test Freq Description	5G-n70							Tune up	Power Results (dBm)
		SCS (kHz)	NR BW (MHz)	Modulation	RB allocation		NR Test Freq. (MHz)	NR Test CH.		
1	Middle	15	5	DFT-s-OFDM P/2 BPSK1	Inner_Full	12_6	1702.5	340500	24.50	23.17
2	Middle	15	5	DFT-s-OFDM 16QAM	Inner_Full	12_6	1702.5	340500	23.50	22.02
3	Middle	15	5	DFT-s-OFDM 64QAM	Inner_Full	12_6	1702.5	340500	22.00	20.49
4	Middle	15	5	DFT-s-OFDM 256QAM	Inner_Full	12_6	1702.5	340500	20.00	18.58
5	Middle	15	5	CP-OFDM QPSK	Inner_Full	12_6	1702.5	340500	23.00	21.66
6	Middle	15	5	CP-OFDM 16QAM	Inner_Full	12_6	1702.5	340500	22.50	21.05
7	Middle	15	5	CP-OFDM 64QAM	Inner_Full	12_6	1702.5	340500	21.00	19.80
8	Middle	15	5	CP-OFDM 256QAM	Inner_Full	12_6	1702.5	340500	18.00	16.62
9	Middle	15	5	DFT-s-OFDM QPSK	Edge_Full_Right	2_23	1702.5	340500	23.50	21.98
10	Middle	15	5	DFT-s-OFDM QPSK	Edge_Full_Left	2_0	1702.5	340500	23.50	22.04
11	Middle	15	5	DFT-s-OFDM QPSK	Edge_1RB_Right	1_24	1702.5	340500	23.50	22.20
12	Middle	15	5	DFT-s-OFDM QPSK	Edge_1RB_Left	1_0	1702.5	340500	23.50	22.09
13	Middle	15	5	DFT-s-OFDM QPSK	Inner_1RB_Right	1_23	1702.5	340500	24.50	23.07
14	Middle	15	5	DFT-s-OFDM QPSK	Inner_1RB_Left	1_1	1702.5	340500	24.50	23.21
15	Middle	15	5	DFT-s-OFDM QPSK	Outer_Full	25_0	1702.5	340500	23.50	22.15
20	Middle	15	15	DFT-s-OFDM QPSK	Inner_Full	36_18	1702.5	340500	24.50	22.92

N70 ANT0 (Power Level B1)

No.	Test Freq Description	5G-n70							Tune up	Power Results (dBm) n70
		SCS (kHz)	NR BW (MHz)	Modulation	RB allocation		NR Test Freq. (MHz)	NR Test CH.		
1	High	15	5	DFT-s-OFDM QPSK	Inner_Full	12_6	1710	342000	15.00	13.34
2	Middle	15	5	DFT-s-OFDM QPSK	Inner_Full	12_6	1702.5	340500	15.00	13.82
3	Low	15	5	DFT-s-OFDM QPSK	Inner_Full	12_6	1695	339000	15.00	13.30
4	High	15	10	DFT-s-OFDM QPSK	Inner_Full	25_12	1705	341000	15.00	13.44
5	Middle	15	10	DFT-s-OFDM QPSK	Inner_Full	25_12	1702.5	340500	15.00	13.45
6	Low	15	10	DFT-s-OFDM QPSK	Inner_Full	25_12	1700	340000	15.00	13.47

According to the table above, the maximum power configuration is selected as the default test configuration

No.	Test Freq Description	5G-n70							Tune up	Power Results (dBm) n70
		SCS (kHz)	NR BW (MHz)	Modulation	RB allocation		NR Test Freq. (MHz)	NR Test CH.		
1	Middle	15	5	DFT-s-OFDM P1/2 BPSK1	Inner_Full	12_6	1702.5	340500	15.00	13.33
2	Middle	15	5	DFT-s-OFDM 16QAM	Inner_Full	12_6	1702.5	340500	15.00	13.48
3	Middle	15	5	DFT-s-OFDM 64QAM	Inner_Full	12_6	1702.5	340500	15.00	13.51
4	Middle	15	5	DFT-s-OFDM 256QAM	Inner_Full	12_6	1702.5	340500	15.00	13.57
5	Middle	15	5	CP-OFDM QPSK	Inner_Full	12_6	1702.5	340500	15.00	13.70
6	Middle	15	5	CP-OFDM 16QAM	Inner_Full	12_6	1702.5	340500	15.00	13.73
7	Middle	15	5	CP-OFDM 64QAM	Inner_Full	12_6	1702.5	340500	15.00	13.67
8	Middle	15	5	CP-OFDM 256QAM	Inner_Full	12_6	1702.5	340500	15.00	13.79
9	Middle	15	5	DFT-s-OFDM QPSK	Edge_Full_Right	2_23	1702.5	340500	15.00	13.36
10	Middle	15	5	DFT-s-OFDM QPSK	Edge_Full_Left	2_0	1702.5	340500	15.00	13.35
11	Middle	15	5	DFT-s-OFDM QPSK	Edge_1RB_Right	1_24	1702.5	340500	15.00	13.46
12	Middle	15	5	DFT-s-OFDM QPSK	Edge_1RB_Left	1_0	1702.5	340500	15.00	13.45
13	Middle	15	5	DFT-s-OFDM QPSK	Inner_1RB_Right	1_23	1702.5	340500	15.00	13.43
14	Middle	15	5	DFT-s-OFDM QPSK	Inner_1RB_Left	1_1	1702.5	340500	15.00	13.46
15	Middle	15	5	DFT-s-OFDM QPSK	Outer_Full	25_0	1702.5	340500	15.00	13.44
20	Middle	15	15	DFT-s-OFDM QPSK	Inner_Full	36_18	1702.5	340500	15.00	13.32

N71 ANT0 (Power Level A1)

No.	Test Freq Description	5G-n71							Tune up	Power Results (dBm) n28
		SCS (kHz)	NR BW (MHz)	Modulation	RB allocation		NR Test Freq. (MHz)	NR Test CH.		
1	High	15	5	DFT-s-OFDM QPSK	Inner_Full	12_6	695.5	139100	25.80	24.01
2	Middle	15	5	DFT-s-OFDM QPSK	Inner_Full	12_6	680.5	136100	25.80	24.03
3	Low	15	5	DFT-s-OFDM QPSK	Inner_Full	12_6	665.5	133100	25.80	23.99
4	High	15	20	DFT-s-OFDM QPSK	Inner_Full	50_25	688	137600	25.80	23.92
5	Middle	15	20	DFT-s-OFDM QPSK	Inner_Full	50_25	680.5	136100	25.80	23.88
6	Low	15	20	DFT-s-OFDM QPSK	Inner_Full	50_25	673	134600	25.80	23.95

According to the table above, the maximum power configuration is selected as the default test configuration

No.	Test Freq Description	5G-n71							Tune up	Power Results (dBm) n28
		SCS (kHz)	NR BW (MHz)	Modulation	RB allocation		NR Test Freq. (MHz)	NR Test CH.		
1	Middle	15	5	DFT-s-OFDM P1/2 BPSK1	Inner_Full	12_6	680.5	136100	25.8	24.02
2	Middle	15	5	DFT-s-OFDM 16QAM	Inner_Full	12_6	680.5	136100	24.8	23.05
3	Middle	15	5	DFT-s-OFDM 64QAM	Inner_Full	12_6	680.5	136100	23.3	21.51
4	Middle	15	5	DFT-s-OFDM 256QAM	Inner_Full	12_6	680.5	136100	21.3	19.64
5	Middle	15	5	CP-OFDM QPSK	Inner_Full	12_6	680.5	136100	24.3	22.52
6	Middle	15	5	CP-OFDM 16QAM	Inner_Full	12_6	680.5	136100	23.8	21.87
7	Middle	15	5	CP-OFDM 64QAM	Inner_Full	12_6	680.5	136100	22.3	20.58
8	Middle	15	5	CP-OFDM 256QAM	Inner_Full	12_6	680.5	136100	19.3	17.53
9	Middle	15	5	DFT-s-OFDM QPSK	Edge_Full_Right	2_23	680.5	136100	24.8	22.86
10	Middle	15	5	DFT-s-OFDM QPSK	Edge_Full_Left	2_0	680.5	136100	24.8	22.87
11	Middle	15	5	DFT-s-OFDM QPSK	Edge_1RB_Right	1_24	680.5	136100	24.8	23.07
12	Middle	15	5	DFT-s-OFDM QPSK	Edge_1RB_Left	1_0	680.5	136100	24.8	23.03
13	Middle	15	5	DFT-s-OFDM QPSK	Inner_1RB_Right	1_23	680.5	136100	25.8	24.05
14	Middle	15	5	DFT-s-OFDM QPSK	Inner_1RB_Left	1_1	680.5	136100	25.8	24.04
15	Middle	15	5	DFT-s-OFDM QPSK	Outer_Full	25_0	680.5	136100	24.8	23
15	Middle	15	10	DFT-s-OFDM QPSK	Inner_Full	25_12	680.5	136100	25.8	23.99
18	Middle	15	15	DFT-s-OFDM QPSK	Inner_Full	36_18	680.5	136100	25.8	23.85

N71 ANT0 (Power Level B1)

No.	Test Freq Description	5G-n71							Tune up	Power Results (dBm)
		SCS (kHz)	NR BW (MHz)	Modulation	RB allocation		NR Test Freq. (MHz)	NR Test CH.		n28
1	High	15	5	DFT-s-OFDM QPSK	Inner_Full	12_6	695.5	139100	21.00	20.48
2	Middle	15	5	DFT-s-OFDM QPSK	Inner_Full	12_6	680.5	136100	21.00	20.66
3	Low	15	5	DFT-s-OFDM QPSK	Inner_Full	12_6	665.5	133100	21.00	20.56
4	High	15	20	DFT-s-OFDM QPSK	Inner_Full	50_25	688	137600	21.00	20.40
5	Middle	15	20	DFT-s-OFDM QPSK	Inner_Full	50_25	680.5	136100	21.00	20.51
6	Low	15	20	DFT-s-OFDM QPSK	Inner_Full	50_25	673	134600	21.00	20.61

According to the table above, the maximum power configuration is selected as the default test configuration

No.	Test Freq Description	5G-n71							Tune up	Power Results (dBm)
		SCS (kHz)	NR BW (MHz)	Modulation	RB allocation		NR Test Freq. (MHz)	NR Test CH.		n28
1	Middle	15	5	DFT-s-OFDM PI/2 BPSK1	Inner_Full	12_6	680.5	136100	21	19.34
2	Middle	15	5	DFT-s-OFDM 16QAM	Inner_Full	12_6	680.5	136100	21	19.79
3	Middle	15	5	DFT-s-OFDM 64QAM	Inner_Full	12_6	680.5	136100	21	19.94
4	Middle	15	5	DFT-s-OFDM 256QAM	Inner_Full	12_6	680.5	136100	21	19.97
5	Middle	15	5	CP-OFDM QPSK	Inner_Full	12_6	680.5	136100	21	20.51
6	Middle	15	5	CP-OFDM 16QAM	Inner_Full	12_6	680.5	136100	21	20.50
7	Middle	15	5	CP-OFDM 64QAM	Inner_Full	12_6	680.5	136100	21	20.63
8	Middle	15	5	CP-OFDM 256QAM	Inner_Full	12_6	680.5	136100	21	18.52
9	Middle	15	5	DFT-s-OFDM QPSK	Edge_Full_Right	2_23	680.5	136100	21	19.50
10	Middle	15	5	DFT-s-OFDM QPSK	Edge_Full_Left	2_0	680.5	136100	21	19.48
11	Middle	15	5	DFT-s-OFDM QPSK	Edge_1RB_Right	1_24	680.5	136100	21	18.58
12	Middle	15	5	DFT-s-OFDM QPSK	Edge_1RB_Left	1_0	680.5	136100	21	19.61
13	Middle	15	5	DFT-s-OFDM QPSK	Inner_1RB_Right	1_23	680.5	136100	21	19.52
14	Middle	15	5	DFT-s-OFDM QPSK	Inner_1RB_Left	1_1	680.5	136100	21	19.58
15	Middle	15	5	DFT-s-OFDM QPSK	Outer_Full	25_0	680.5	136100	21	19.64
15	Middle	15	10	DFT-s-OFDM QPSK	Inner_Full	25_12	680.5	136100	21	19.68
18	Middle	15	15	DFT-s-OFDM QPSK	Inner_Full	36_18	680.5	136100	21	19.58

N71 ANT0 (Power Level C1)

No.	Test Freq Description	5G-n71							Tune up	Power Results (dBm)
		SCS (kHz)	NR BW (MHz)	Modulation	RB allocation		NR Test Freq. (MHz)	NR Test CH.		n28
1	High	15	5	DFT-s-OFDM QPSK	Inner_Full	12_6	695.5	139100	18.00	16.73
2	Middle	15	5	DFT-s-OFDM QPSK	Inner_Full	12_6	680.5	136100	18.00	16.95
3	Low	15	5	DFT-s-OFDM QPSK	Inner_Full	12_6	665.5	133100	18.00	16.61
4	High	15	20	DFT-s-OFDM QPSK	Inner_Full	50_25	688	137600	18.00	16.00
5	Middle	15	20	DFT-s-OFDM QPSK	Inner_Full	50_25	680.5	136100	18.00	16.16
6	Low	15	20	DFT-s-OFDM QPSK	Inner_Full	50_25	673	134600	18.00	15.96

According to the table above, the maximum power configuration is selected as the default test configuration

No.	Test Freq Description	5G-n71							Tune up	Power Results (dBm)
		SCS (kHz)	NR BW (MHz)	Modulation	RB allocation		NR Test Freq. (MHz)	NR Test CH.		n28
1	Middle	15	5	DFT-s-OFDM PI/2 BPSK1	Inner_Full	12_6	680.5	136100	18	16.18
2	Middle	15	5	DFT-s-OFDM 16QAM	Inner_Full	12_6	680.5	136100	18	16.34
3	Middle	15	5	DFT-s-OFDM 64QAM	Inner_Full	12_6	680.5	136100	18	16.26
4	Middle	15	5	DFT-s-OFDM 256QAM	Inner_Full	12_6	680.5	136100	18	16.17
5	Middle	15	5	CP-OFDM QPSK	Inner_Full	12_6	680.5	136100	18	16.05
6	Middle	15	5	CP-OFDM 16QAM	Inner_Full	12_6	680.5	136100	18	16.33
7	Middle	15	5	CP-OFDM 64QAM	Inner_Full	12_6	680.5	136100	18	15.99
8	Middle	15	5	CP-OFDM 256QAM	Inner_Full	12_6	680.5	136100	18	16.09
9	Middle	15	5	DFT-s-OFDM QPSK	Edge_Full_Right	2_23	680.5	136100	18	16.12
10	Middle	15	5	DFT-s-OFDM QPSK	Edge_Full_Left	2_0	680.5	136100	18	16.13
11	Middle	15	5	DFT-s-OFDM QPSK	Edge_1RB_Right	1_24	680.5	136100	18	16.03
12	Middle	15	5	DFT-s-OFDM QPSK	Edge_1RB_Left	1_0	680.5	136100	18	16.16
13	Middle	15	5	DFT-s-OFDM QPSK	Inner_1RB_Right	1_23	680.5	136100	18	16.16
14	Middle	15	5	DFT-s-OFDM QPSK	Inner_1RB_Left	1_1	680.5	136100	18	16.23
15	Middle	15	5	DFT-s-OFDM QPSK	Outer_Full	25_0	680.5	136100	18	16.21
15	Middle	15	10	DFT-s-OFDM QPSK	Inner_Full	25_12	680.5	136100	18	16.04
18	Middle	15	15	DFT-s-OFDM QPSK	Inner_Full	36_18	680.5	136100	18	15.95

N77_L ANT5 (Power Level A1)

No.	Test Freq Description	5G-n77							Tune up	Power Results n77
		SCS (kHz)	NR BW (MHz)	Modulation	RB allocation		NR Test Freq. (MHz)	NR Test CH.		
1	High	30	20	DFT-s-OFDM QPSK	Inner_Full	25_12	3540	636000	27	25.63
2	Middle	30	20	DFT-s-OFDM QPSK	Inner_Full	25_12	3500.01	633334	27	25.85
3	Low	30	20	DFT-s-OFDM QPSK	Inner_Full	25_12	3460.02	630668	27	25.78
4	Middle	30	100	DFT-s-OFDM QPSK	Inner_Full	135_67	3500.01	633334	27	25.51

According to the table above, the maximum power configuration is selected as the default test configuration

No.	Test Freq Description	5G-n77							Tune up	Power Results (dBm) n77
		SCS (kHz)	NR BW (MHz)	Modulation	RB allocation		NR Test Freq. (MHz)	NR Test CH.		
1	Middle	30	20	DFT-s-OFDM PI/2 BPSK1	Inner_Full	25_12	3500.01	633334	27.00	25.79
2	Middle	30	20	DFT-s-OFDM 16QAM	Inner_Full	25_12	3500.01	633334	26.00	24.57
3	Middle	30	20	DFT-s-OFDM 64QAM	Inner_Full	25_12	3500.01	633334	24.50	23.16
4	Middle	30	20	DFT-s-OFDM 256QAM	Inner_Full	25_12	3500.01	633334	22.50	21.69
5	Middle	30	20	CP-OFDM QPSK	Inner_Full	25_12	3500.01	633334	25.50	24.06
6	Middle	30	20	CP-OFDM 16QAM	Inner_Full	25_12	3500.01	633334	25.00	23.58
7	Middle	30	20	CP-OFDM 64QAM	Inner_Full	25_12	3500.01	633334	23.50	23.13
8	Middle	30	20	CP-OFDM 256QAM	Inner_Full	25_12	3500.01	633334	20.50	20.22
1	Middle	30	20	DFT-s-OFDM QPSK	Edge_Full_Right	2_49	3500.01	633334	23.50	23.41
6	Middle	30	20	DFT-s-OFDM QPSK	Edge_Full_Left	2_0	3500.01	633334	23.50	23.51
1	Middle	30	20	DFT-s-OFDM QPSK	Edge_1RB_Right	1_50	3500.01	633334	23.50	23.45
6	Middle	30	20	DFT-s-OFDM QPSK	Edge_1RB_Left	1_0	3500.01	633334	23.50	23.63
9	Middle	30	20	DFT-s-OFDM QPSK	Inner_1RB_Right	1_49	3500.01	633334	27.00	25.69
10	Middle	30	20	DFT-s-OFDM QPSK	Inner_1RB_Left	1_1	3500.01	633334	27.00	25.53
11	Middle	30	20	DFT-s-OFDM QPSK	Outer_Full	50_0	3500.01	633334	26.00	24.62
18	Middle	30	30	DFT-s-OFDM QPSK	Inner_Full	36_18	3500.01	633334	27.00	25.61
18	Middle	30	40	DFT-s-OFDM QPSK	Inner_Full	50_25	3500.01	633334	27.00	25.56
20	Middle	30	60	DFT-s-OFDM QPSK	Inner_Full	81_40	3500.01	633334	27.00	25.54
22	Middle	30	80	DFT-s-OFDM QPSK	Inner_Full	108_54	3500.01	633334	27.00	25.61

N77_L ANT5 (Power Level B1)

No.	Test Freq Description	5G-n77							Tune up	Power Results n77
		SCS (kHz)	NR BW (MHz)	Modulation	RB allocation		NR Test Freq. (MHz)	NR Test CH.		
1	High	30	20	DFT-s-OFDM QPSK	Inner_Full	25_12	3540	636000	10.5	8.99
2	Middle	30	20	DFT-s-OFDM QPSK	Inner_Full	25_12	3500.01	633334	10.5	9.26
3	Low	30	20	DFT-s-OFDM QPSK	Inner_Full	25_12	3460.02	630668	10.5	9.01
4	Middle	30	100	DFT-s-OFDM QPSK	Inner_Full	135_67	3500.01	633334	10.5	8.77

According to the table above, the maximum power configuration is selected as the default test configuration

No.	Test Freq Description	5G-n77							Tune up	Power Results (dBm) n77
		SCS (kHz)	NR BW (MHz)	Modulation	RB allocation		NR Test Freq. (MHz)	NR Test CH.		
1	Middle	30	20	DFT-s-OFDM PI/2 BPSK1	Inner_Full	25_12	3500.01	633334	10.50	9.08
2	Middle	30	20	DFT-s-OFDM 16QAM	Inner_Full	25_12	3500.01	633334	10.50	9.17
3	Middle	30	20	DFT-s-OFDM 64QAM	Inner_Full	25_12	3500.01	633334	10.50	9.07
4	Middle	30	20	DFT-s-OFDM 256QAM	Inner_Full	25_12	3500.01	633334	10.50	9.11
5	Middle	30	20	CP-OFDM QPSK	Inner_Full	25_12	3500.01	633334	10.50	9.09
6	Middle	30	20	CP-OFDM 16QAM	Inner_Full	25_12	3500.01	633334	10.50	9.02
7	Middle	30	20	CP-OFDM 64QAM	Inner_Full	25_12	3500.01	633334	10.50	9.17
8	Middle	30	20	CP-OFDM 256QAM	Inner_Full	25_12	3500.01	633334	10.50	9.13
1	Middle	30	20	DFT-s-OFDM QPSK	Edge_Full_Right	2_49	3500.01	633334	10.50	9.08
6	Middle	30	20	DFT-s-OFDM QPSK	Edge_Full_Left	2_0	3500.01	633334	10.50	9.09
1	Middle	30	20	DFT-s-OFDM QPSK	Edge_1RB_Right	1_50	3500.01	633334	10.50	9.15
6	Middle	30	20	DFT-s-OFDM QPSK	Edge_1RB_Left	1_0	3500.01	633334	10.50	9.20
9	Middle	30	20	DFT-s-OFDM QPSK	Inner_1RB_Right	1_49	3500.01	633334	10.50	9.18
10	Middle	30	20	DFT-s-OFDM QPSK	Inner_1RB_Left	1_1	3500.01	633334	10.50	9.18
11	Middle	30	20	DFT-s-OFDM QPSK	Outer_Full	50_0	3500.01	633334	10.50	9.13
18	Middle	30	30	DFT-s-OFDM QPSK	Inner_Full	36_18	3500.01	633334	10.50	9.20
18	Middle	30	40	DFT-s-OFDM QPSK	Inner_Full	50_25	3500.01	633334	10.50	9.18
20	Middle	30	60	DFT-s-OFDM QPSK	Inner_Full	81_40	3500.01	633334	10.50	8.85
22	Middle	30	80	DFT-s-OFDM QPSK	Inner_Full	108_54	3500.01	633334	10.50	8.79

N77_L ANT5 (Power Level C1)

No.	Test Freq Description	5G-n77							Tune up	Power Results n77
		SCS (kHz)	NR BW (MHz)	Modulation	RB allocation		NR Test Freq. (MHz)	NR Test CH.		
1	High	30	20	DFT-s-OFDM QPSK	Inner_Full	25_12	3540	636000	7	6.04
2	Middle	30	20	DFT-s-OFDM QPSK	Inner_Full	25_12	3500.01	633334	7	6.07
3	Low	30	20	DFT-s-OFDM QPSK	Inner_Full	25_12	3460.02	630668	7	5.88
4	Middle	30	100	DFT-s-OFDM QPSK	Inner_Full	135_67	3500.01	633334	7	6.02

According to the table above, the maximum power configuration is selected as the default test configuration

No.	Test Freq Description	5G-n77							Tune up	Power Results (dBm) n77
		SCS (kHz)	NR BW (MHz)	Modulation	RB allocation		NR Test Freq. (MHz)	NR Test CH.		
1	Middle	30	20	DFT-s-OFDM PI/2 BPSK1	Inner_Full	25_12	3500.01	633334	7.00	6.00
2	Middle	30	20	DFT-s-OFDM 16QAM	Inner_Full	25_12	3500.01	633334	7.00	5.96
3	Middle	30	20	DFT-s-OFDM 64QAM	Inner_Full	25_12	3500.01	633334	7.00	6.01
4	Middle	30	20	DFT-s-OFDM 256QAM	Inner_Full	25_12	3500.01	633334	7.00	6.04
5	Middle	30	20	CP-OFDM QPSK	Inner_Full	25_12	3500.01	633334	7.00	6.06
6	Middle	30	20	CP-OFDM 16QAM	Inner_Full	25_12	3500.01	633334	7.00	5.93
7	Middle	30	20	CP-OFDM 64QAM	Inner_Full	25_12	3500.01	633334	7.00	5.87
8	Middle	30	20	CP-OFDM 256QAM	Inner_Full	25_12	3500.01	633334	7.00	5.98
1	Middle	30	20	DFT-s-OFDM QPSK	Edge_Full_Right	2_49	3500.01	633334	7.00	6.01
6	Middle	30	20	DFT-s-OFDM QPSK	Edge_Full_Left	2_0	3500.01	633334	7.00	5.97
1	Middle	30	20	DFT-s-OFDM QPSK	Edge_1RB_Right	1_50	3500.01	633334	7.00	5.93
6	Middle	30	20	DFT-s-OFDM QPSK	Edge_1RB_Left	1_0	3500.01	633334	7.00	6.01
9	Middle	30	20	DFT-s-OFDM QPSK	Inner_1RB_Right	1_49	3500.01	633334	7.00	6.00
10	Middle	30	20	DFT-s-OFDM QPSK	Inner_1RB_Left	1_1	3500.01	633334	7.00	5.92
11	Middle	30	20	DFT-s-OFDM QPSK	Outer_Full	50_0	3500.01	633334	7.00	5.89
18	Middle	30	30	DFT-s-OFDM QPSK	Inner_Full	36_18	3500.01	633334	7.00	6.03
18	Middle	30	40	DFT-s-OFDM QPSK	Inner_Full	50_25	3500.01	633334	7.00	5.99
20	Middle	30	60	DFT-s-OFDM QPSK	Inner_Full	81_40	3500.01	633334	7.00	5.95
22	Middle	30	80	DFT-s-OFDM QPSK	Inner_Full	108_54	3500.01	633334	7.00	5.92

N77_H ANT5 (Power Level A1)

No.	Test Freq Description	5G-n77							Tune up	Power Results (dBm) n77
		SCS (kHz)	NR BW (MHz)	Modulation	RB allocation		NR Test Freq. (MHz)	NR Test CH.		
1	High	30	20	DFT-s-OFDM QPSK	Inner_Full	25_12	3969.990	664666	27	26.60
2	Middle-1	30	20	DFT-s-OFDM QPSK	Inner_Full	25_12	3918.000	661200	27	25.95
3	Middle-2	30	20	DFT-s-OFDM QPSK	Inner_Full	25_12	3866.000	657733	27	25.87
4	Middle-3	30	20	DFT-s-OFDM QPSK	Inner_Full	25_12	3814.000	654267	27	26.22
5	Middle-5	30	20	DFT-s-OFDM QPSK	Inner_Full	25_12	3762.000	650800	27	26.54
6	Low	30	20	DFT-s-OFDM QPSK	Inner_Full	25_12	3710.010	647334	27	25.78
7	High	30	100	DFT-s-OFDM QPSK	Inner_Full	135_67	3930.000	662000	27	25.20
12	Low	30	100	DFT-s-OFDM QPSK	Inner_Full	135_67	3750.000	650000	27	25.14

According to the table above, the maximum power configuration is selected as the default test configuration

No.	Test Freq Description	5G-n77							Tune up	Power Results (dBm) n77
		SCS (kHz)	NR BW (MHz)	Modulation	RB allocation		NR Test Freq. (MHz)	NR Test CH.		
1	Middle-5	30	20	DFT-s-OFDM PI/2 BPSK1	Inner_Full	25_12	3762.000	650800	27.00	26.47
2	Middle-5	30	20	DFT-s-OFDM 16QAM	Inner_Full	25_12	3762.000	650800	26.00	25.81
3	Middle-5	30	20	DFT-s-OFDM 64QAM	Inner_Full	25_12	3762.000	650800	24.50	24.19
4	Middle-5	30	20	DFT-s-OFDM 256QAM	Inner_Full	25_12	3762.000	650800	22.50	22.27
5	Middle-5	30	20	CP-OFDM QPSK	Inner_Full	25_12	3762.000	650800	25.50	25.35
6	Middle-5	30	20	CP-OFDM 16QAM	Inner_Full	25_12	3762.000	650800	25.00	24.18
7	Middle-5	30	20	CP-OFDM 64QAM	Inner_Full	25_12	3762.000	650800	23.50	23.31
8	Middle-5	30	20	CP-OFDM 256QAM	Inner_Full	25_12	3762.000	650800	20.50	20.27
9	Middle-5	30	20	DFT-s-OFDM QPSK	Edge_Full_Right	2_49	3762.000	650800	23.50	23.38
10	Middle-5	30	20	DFT-s-OFDM QPSK	Edge_Full_Left	2_0	3762.000	650800	23.50	23.29
9	Middle-5	30	20	DFT-s-OFDM QPSK	Edge_1RB_Right	1_50	3762.000	650800	23.50	23.46
10	Middle-5	30	20	DFT-s-OFDM QPSK	Edge_1RB_Left	1_0	3762.000	650800	23.50	23.31
11	Middle-5	30	20	DFT-s-OFDM QPSK	Inner_1RB_Right	1_49	3762.000	650800	27.00	25.69
12	Middle-5	30	20	DFT-s-OFDM QPSK	Inner_1RB_Left	1_1	3762.000	650800	27.00	26.00
13	Middle-5	30	20	DFT-s-OFDM QPSK	Outer_Full	50_0	3762.000	650800	26.00	24.70
16	Middle-5	30	30	DFT-s-OFDM QPSK	Inner_Full	36_18	3762.000	650800	27.00	25.80
17	Middle-5	30	40	DFT-s-OFDM QPSK	Inner_Full	50_25	3762.000	650800	27.00	25.78
18	Middle-5	30	60	DFT-s-OFDM QPSK	Inner_Full	81_40	3762.000	650800	27.00	25.76
19	Middle-5	30	80	DFT-s-OFDM QPSK	Inner_Full	108_54	3762.000	650800	27.00	25.81

N77_H ANT5 (Power Level B1)

No.	Test Freq Description	5G-n77							Tune up	Power Results (dBm) n77
		SCS (kHz)	NR BW (MHz)	Modulation	RB allocation	NR Test Freq. (MHz)	NR Test CH.			
1	High	30	20	DFT-s-OFDM QPSK	Inner_Full	25_12	3969.990	664666	10.5	9.47
2	Middle-1	30	20	DFT-s-OFDM QPSK	Inner_Full	25_12	3918.000	661200	10.5	9.15
3	Middle-2	30	20	DFT-s-OFDM QPSK	Inner_Full	25_12	3866.000	657733	10.5	9.36
4	Middle-3	30	20	DFT-s-OFDM QPSK	Inner_Full	25_12	3814.000	654267	10.5	9.41
5	Middle-5	30	20	DFT-s-OFDM QPSK	Inner_Full	25_12	3762.000	650800	10.5	9.31
6	Low	30	20	DFT-s-OFDM QPSK	Inner_Full	25_12	3710.010	647334	10.5	9.06
7	High	30	100	DFT-s-OFDM QPSK	Inner_Full	135_67	3930.000	662000	10.5	8.73
12	Low	30	100	DFT-s-OFDM QPSK	Inner_Full	135_67	3750.000	650000	10.5	8.80

According to the table above, the maximum power configuration is selected as the default test configuration

No.	Test Freq Description	5G-n77							Tune up	Power Results (dBm) n77
		SCS (kHz)	NR BW (MHz)	Modulation	RB allocation	NR Test Freq. (MHz)	NR Test CH.			
1	Middle-5	30	20	DFT-s-OFDM P1/2 BPSK1	Inner_Full	25_12	3762.000	650800	10.50	9.21
2	Middle-5	30	20	DFT-s-OFDM 16QAM	Inner_Full	25_12	3762.000	650800	10.50	9.42
3	Middle-5	30	20	DFT-s-OFDM 64QAM	Inner_Full	25_12	3762.000	650800	10.50	9.31
4	Middle-5	30	20	DFT-s-OFDM 256QAM	Inner_Full	25_12	3762.000	650800	10.50	9.26
5	Middle-5	30	20	CP-OFDM QPSK	Inner_Full	25_12	3762.000	650800	10.50	9.42
6	Middle-5	30	20	CP-OFDM 16QAM	Inner_Full	25_12	3762.000	650800	10.50	9.29
7	Middle-5	30	20	CP-OFDM 64QAM	Inner_Full	25_12	3762.000	650800	10.50	9.46
8	Middle-5	30	20	CP-OFDM 256QAM	Inner_Full	25_12	3762.000	650800	10.50	9.46
9	Middle-5	30	20	DFT-s-OFDM QPSK	Edge_Full_Right	2_49	3762.000	650800	10.50	9.35
10	Middle-5	30	20	DFT-s-OFDM QPSK	Edge_Full_Left	2_0	3762.000	650800	10.50	9.27
9	Middle-5	30	20	DFT-s-OFDM QPSK	Edge_1RB_Right	1_50	3762.000	650800	10.50	9.42
10	Middle-5	30	20	DFT-s-OFDM QPSK	Edge_1RB_Left	1_0	3762.000	650800	10.50	9.33
11	Middle-5	30	20	DFT-s-OFDM QPSK	Inner_1RB_Right	1_49	3762.000	650800	10.50	9.42
12	Middle-5	30	20	DFT-s-OFDM QPSK	Inner_1RB_Left	1_1	3762.000	650800	10.50	9.34
13	Middle-5	30	20	DFT-s-OFDM QPSK	Outer_Full	50_0	3762.000	650800	10.50	9.23
16	Middle-5	30	30	DFT-s-OFDM QPSK	Inner_Full	36_18	3762.000	650800	10.50	9.24
17	Middle-5	30	40	DFT-s-OFDM QPSK	Inner_Full	50_25	3762.000	650800	10.50	9.34
18	Middle-5	30	60	DFT-s-OFDM QPSK	Inner_Full	81_40	3762.000	650800	10.50	9.05
19	Middle-5	30	80	DFT-s-OFDM QPSK	Inner_Full	108_54	3762.000	650800	10.50	8.91

N77_H ANT5 (Power Level C1)

No.	Test Freq Description	5G-n77							Tune up	Power Results (dBm) n77
		SCS (kHz)	NR BW (MHz)	Modulation	RB allocation	NR Test Freq. (MHz)	NR Test CH.			
1	High	30	20	DFT-s-OFDM QPSK	Inner_Full	25_12	3969.990	664666	7	6.19
2	Middle-1	30	20	DFT-s-OFDM QPSK	Inner_Full	25_12	3918.000	661200	7	6.13
3	Middle-2	30	20	DFT-s-OFDM QPSK	Inner_Full	25_12	3866.000	657733	7	6.09
4	Middle-3	30	20	DFT-s-OFDM QPSK	Inner_Full	25_12	3814.000	654267	7	5.95
5	Middle-5	30	20	DFT-s-OFDM QPSK	Inner_Full	25_12	3762.000	650800	7	6.01
6	Low	30	20	DFT-s-OFDM QPSK	Inner_Full	25_12	3710.010	647334	7	6.08
7	High	30	100	DFT-s-OFDM QPSK	Inner_Full	135_67	3930.000	662000	7	6.13
12	Low	30	100	DFT-s-OFDM QPSK	Inner_Full	135_67	3750.000	650000	7	5.97

According to the table above, the maximum power configuration is selected as the default test configuration

No.	Test Freq Description	5G-n77							Tune up	Power Results (dBm) n77
		SCS (kHz)	NR BW (MHz)	Modulation	RB allocation	NR Test Freq. (MHz)	NR Test CH.			
1	Middle-5	30	20	DFT-s-OFDM P1/2 BPSK1	Inner_Full	25_12	3762.000	650800	7.00	6.03
2	Middle-5	30	20	DFT-s-OFDM 16QAM	Inner_Full	25_12	3762.000	650800	7.00	6.14
3	Middle-5	30	20	DFT-s-OFDM 64QAM	Inner_Full	25_12	3762.000	650800	7.00	6.06
4	Middle-5	30	20	DFT-s-OFDM 256QAM	Inner_Full	25_12	3762.000	650800	7.00	5.95
5	Middle-5	30	20	CP-OFDM QPSK	Inner_Full	25_12	3762.000	650800	7.00	5.98
6	Middle-5	30	20	CP-OFDM 16QAM	Inner_Full	25_12	3762.000	650800	7.00	6.04
7	Middle-5	30	20	CP-OFDM 64QAM	Inner_Full	25_12	3762.000	650800	7.00	6.09
8	Middle-5	30	20	CP-OFDM 256QAM	Inner_Full	25_12	3762.000	650800	7.00	6.08
9	Middle-5	30	20	DFT-s-OFDM QPSK	Edge_Full_Right	2_49	3762.000	650800	7.00	5.96
10	Middle-5	30	20	DFT-s-OFDM QPSK	Edge_Full_Left	2_0	3762.000	650800	7.00	6.08
9	Middle-5	30	20	DFT-s-OFDM QPSK	Edge_1RB_Right	1_50	3762.000	650800	7.00	6.06
10	Middle-5	30	20	DFT-s-OFDM QPSK	Edge_1RB_Left	1_0	3762.000	650800	7.00	6.03
11	Middle-5	30	20	DFT-s-OFDM QPSK	Inner_1RB_Right	1_49	3762.000	650800	7.00	6.16
12	Middle-5	30	20	DFT-s-OFDM QPSK	Inner_1RB_Left	1_1	3762.000	650800	7.00	6.08
13	Middle-5	30	20	DFT-s-OFDM QPSK	Outer_Full	50_0	3762.000	650800	7.00	6.00
16	Middle-5	30	30	DFT-s-OFDM QPSK	Inner_Full	36_18	3762.000	650800	7.00	6.13
17	Middle-5	30	40	DFT-s-OFDM QPSK	Inner_Full	50_25	3762.000	650800	7.00	5.99
18	Middle-5	30	60	DFT-s-OFDM QPSK	Inner_Full	81_40	3762.000	650800	7.00	6.09
19	Middle-5	30	80	DFT-s-OFDM QPSK	Inner_Full	108_54	3762.000	650800	7.00	6.10

N78_L ANT5 (Power Level A1)

No.	Test Freq Description	5G-n78							Tune up	Power Results n78
		SCS (kHz)	NR BW (MHz)	Modulation	RB allocation		NR Test Freq. (MHz)	NR Test CH.		
1	High	30	20	DFT-s-OFDM QPSK	Inner_Full	25_12	3540	636000	24	23.74
2	Middle	30	20	DFT-s-OFDM QPSK	Inner_Full	25_12	3500.01	633334	24	23.90
3	Low	30	20	DFT-s-OFDM QPSK	Inner_Full	25_12	3460.02	630668	24	23.71
4	Middle	30	100	DFT-s-OFDM QPSK	Inner_Full	135_67	3500.01	633334	24	23.63

According to the table above, the maximum power configuration is selected as the default test configuration

No.	Test Freq Description	5G-n78							Tune up	Power Results (dBm) n78
		SCS (kHz)	NR BW (MHz)	Modulation	RB allocation		NR Test Freq. (MHz)	NR Test CH.		
1	Middle	30	20	DFT-s-OFDM P1/2 BPSK1	Inner_Full	25_12	3500.01	633334	24	23.35
2	Middle	30	20	DFT-s-OFDM 16QAM	Inner_Full	25_12	3500.01	633334	23	22.97
3	Middle	30	20	DFT-s-OFDM 64QAM	Inner_Full	25_12	3500.01	633334	21.5	21.42
4	Middle	30	20	DFT-s-OFDM 256QAM	Inner_Full	25_12	3500.01	633334	19.5	19.44
5	Middle	30	20	CP-OFDM QPSK	Inner_Full	25_12	3500.01	633334	22.5	22.43
6	Middle	30	20	CP-OFDM 16QAM	Inner_Full	25_12	3500.01	633334	22	21.92
7	Middle	30	20	CP-OFDM 64QAM	Inner_Full	25_12	3500.01	633334	20.5	20.47
8	Middle	30	20	CP-OFDM 256QAM	Inner_Full	25_12	3500.01	633334	17.5	17.40
1	Middle	30	20	DFT-s-OFDM QPSK	Edge_Full_Right	2_49	3500.01	633334	23	22.94
6	Middle	30	20	DFT-s-OFDM QPSK	Edge_Full_Left	2_0	3500.01	633334	23	22.87
1	Middle	30	20	DFT-s-OFDM QPSK	Edge_1RB_Right	1_50	3500.01	633334	23	22.84
6	Middle	30	20	DFT-s-OFDM QPSK	Edge_1RB_Left	1_0	3500.01	633334	23	22.75
9	Middle	30	20	DFT-s-OFDM QPSK	Inner_1RB_Right	1_49	3500.01	633334	24	23.55
10	Middle	30	20	DFT-s-OFDM QPSK	Inner_1RB_Left	1_1	3500.01	633334	24	23.59
11	Middle	30	20	DFT-s-OFDM QPSK	Outer_Full	50_0	3500.01	633334	23	22.81
18	Middle	30	30	DFT-s-OFDM QPSK	Inner_Full	36_18	3500.01	633334	24	23.35
18	Middle	30	40	DFT-s-OFDM QPSK	Inner_Full	50_25	3500.01	633334	24	23.31
18	Middle	30	50	DFT-s-OFDM QPSK	Inner_Full	64@32	3500.01	633334	24	23.35
20	Middle	30	60	DFT-s-OFDM QPSK	Inner_Full	81_40	3500.01	633334	24	23.43
18	Middle	30	70	DFT-s-OFDM QPSK	Inner_Full	90@45	3500.01	633334	24	23.37
22	Middle	30	80	DFT-s-OFDM QPSK	Inner_Full	108_54	3500.01	633334	24	23.45
22	Middle	30	90	DFT-s-OFDM QPSK	Inner_Full	120@60	3500.01	633334	24	23.42

N78_L ANT5 (Power Level B1)

No.	Test Freq Description	5G-n78							Tune up	Power Results n78
		SCS (kHz)	NR BW (MHz)	Modulation	RB allocation		NR Test Freq. (MHz)	NR Test CH.		
1	High	30	20	DFT-s-OFDM QPSK	Inner_Full	25_12	3540	636000	10.5	8.86
2	Middle	30	20	DFT-s-OFDM QPSK	Inner_Full	25_12	3500.01	633334	10.5	9.05
3	Low	30	20	DFT-s-OFDM QPSK	Inner_Full	25_12	3460.02	630668	10.5	8.86
4	Middle	30	100	DFT-s-OFDM QPSK	Inner_Full	135_67	3500.01	633334	10.5	8.62

According to the table above, the maximum power configuration is selected as the default test configuration

No.	Test Freq Description	5G-n78							Tune up	Power Results (dBm) n78
		SCS (kHz)	NR BW (MHz)	Modulation	RB allocation		NR Test Freq. (MHz)	NR Test CH.		
1	Middle	30	20	DFT-s-OFDM P1/2 BPSK1	Inner_Full	25_12	3500.01	633334	10.5	8.88
2	Middle	30	20	DFT-s-OFDM 16QAM	Inner_Full	25_12	3500.01	633334	10.5	8.89
3	Middle	30	20	DFT-s-OFDM 64QAM	Inner_Full	25_12	3500.01	633334	10.5	8.81
4	Middle	30	20	DFT-s-OFDM 256QAM	Inner_Full	25_12	3500.01	633334	10.5	8.86
5	Middle	30	20	CP-OFDM QPSK	Inner_Full	25_12	3500.01	633334	10.5	8.93
6	Middle	30	20	CP-OFDM 16QAM	Inner_Full	25_12	3500.01	633334	10.5	8.88
7	Middle	30	20	CP-OFDM 64QAM	Inner_Full	25_12	3500.01	633334	10.5	8.91
8	Middle	30	20	CP-OFDM 256QAM	Inner_Full	25_12	3500.01	633334	10.5	8.95
1	Middle	30	20	DFT-s-OFDM QPSK	Edge_Full_Right	2_49	3500.01	633334	10.5	8.92
6	Middle	30	20	DFT-s-OFDM QPSK	Edge_Full_Left	2_0	3500.01	633334	10.5	8.89
1	Middle	30	20	DFT-s-OFDM QPSK	Edge_1RB_Right	1_50	3500.01	633334	10.5	9.01
6	Middle	30	20	DFT-s-OFDM QPSK	Edge_1RB_Left	1_0	3500.01	633334	10.5	8.97
9	Middle	30	20	DFT-s-OFDM QPSK	Inner_1RB_Right	1_49	3500.01	633334	10.5	9.00
10	Middle	30	20	DFT-s-OFDM QPSK	Inner_1RB_Left	1_1	3500.01	633334	10.5	8.98
11	Middle	30	20	DFT-s-OFDM QPSK	Outer_Full	50_0	3500.01	633334	10.5	8.84
18	Middle	30	30	DFT-s-OFDM QPSK	Inner_Full	36_18	3500.01	633334	10.5	8.94
18	Middle	30	40	DFT-s-OFDM QPSK	Inner_Full	50_25	3500.01	633334	10.5	8.97
20	Middle	30	60	DFT-s-OFDM QPSK	Inner_Full	81_40	3500.01	633334	10.5	8.64
22	Middle	30	80	DFT-s-OFDM QPSK	Inner_Full	108_54	3500.01	633334	10.5	8.61

N78_L ANT5 (Power Level C1)

No.	Test Freq Description	5G-n78							Tune up	Power Results n78
		SCS (kHz)	NR BW (MHz)	Modulation	RB allocation		NR Test Freq. (MHz)	NR Test CH.		
1	High	30	20	DFT-s-OFDM QPSK	Inner_Full	25_12	3540	636000	7	5.91
2	Middle	30	20	DFT-s-OFDM QPSK	Inner_Full	25_12	3500.01	633334	7	5.93
3	Low	30	20	DFT-s-OFDM QPSK	Inner_Full	25_12	3460.02	630668	7	5.89
4	Middle	30	100	DFT-s-OFDM QPSK	Inner_Full	135_67	3500.01	633334	7	5.92

According to the table above, the maximum power configuration is selected as the default test configuration

No.	Test Freq Description	5G-n78							Tune up	Power Results (dBm) n78
		SCS (kHz)	NR BW (MHz)	Modulation	RB allocation		NR Test Freq. (MHz)	NR Test CH.		
1	Middle	30	20	DFT-s-OFDM P1/2 BPSK1	Inner_Full	25_12	3500.01	633334	7	5.87
2	Middle	30	20	DFT-s-OFDM 16QAM	Inner_Full	25_12	3500.01	633334	7	5.89
3	Middle	30	20	DFT-s-OFDM 64QAM	Inner_Full	25_12	3500.01	633334	7	5.90
4	Middle	30	20	DFT-s-OFDM 256QAM	Inner_Full	25_12	3500.01	633334	7	5.83
5	Middle	30	20	CP-OFDM QPSK	Inner_Full	25_12	3500.01	633334	7	5.80
6	Middle	30	20	CP-OFDM 16QAM	Inner_Full	25_12	3500.01	633334	7	5.81
7	Middle	30	20	CP-OFDM 64QAM	Inner_Full	25_12	3500.01	633334	7	5.80
8	Middle	30	20	CP-OFDM 256QAM	Inner_Full	25_12	3500.01	633334	7	5.84
1	Middle	30	20	DFT-s-OFDM QPSK	Edge_Full_Right	2_49	3500.01	633334	7	5.92
6	Middle	30	20	DFT-s-OFDM QPSK	Edge_Full_Left	2_0	3500.01	633334	7	5.80
1	Middle	30	20	DFT-s-OFDM QPSK	Edge_1RB_Right	1_50	3500.01	633334	7	5.85
6	Middle	30	20	DFT-s-OFDM QPSK	Edge_1RB_Left	1_0	3500.01	633334	7	5.82
9	Middle	30	20	DFT-s-OFDM QPSK	Inner_1RB_Right	1_49	3500.01	633334	7	5.89
10	Middle	30	20	DFT-s-OFDM QPSK	Inner_1RB_Left	1_1	3500.01	633334	7	5.84
11	Middle	30	20	DFT-s-OFDM QPSK	Outer_Full	50_0	3500.01	633334	7	5.88
18	Middle	30	30	DFT-s-OFDM QPSK	Inner_Full	36_18	3500.01	633334	7	5.79
18	Middle	30	40	DFT-s-OFDM QPSK	Inner_Full	50_25	3500.01	633334	7	5.85
20	Middle	30	60	DFT-s-OFDM QPSK	Inner_Full	81_40	3500.01	633334	7	5.91
22	Middle	30	80	DFT-s-OFDM QPSK	Inner_Full	108_54	3500.01	633334	7	5.87

N78_H ANT5 (Power Level A1)

No.	Test Freq Description	5G-n78							Tune up	Power Results (dBm) n78
		SCS (kHz)	NR BW (MHz)	Modulation	RB allocation		NR Test Freq. (MHz)	NR Test CH.		
1	High	30	20	DFT-s-OFDM QPSK	Inner_Full	25_12	3795	653000	24	23.88
2	Middle	30	20	DFT-s-OFDM QPSK	Inner_Full	25_12	3750	650000	24	23.89
6	Low	30	20	DFT-s-OFDM QPSK	Inner_Full	25_12	3705	647000	24	23.54
12	Low/High	30	100	DFT-s-OFDM QPSK	Inner_Full	135@67	3750	650000	24	23.77

According to the table above, the maximum power configuration is selected as the default test configuration

No.	Test Freq Description	5G-n78							Tune up	Power Results (dBm) n78
		SCS (kHz)	20	Modulation	RB allocation		NR Test Freq. (MHz)	NR Test CH.		
1	Middle	30	20	DFT-s-OFDM PI/2 BPSK1	Inner_Full	25_12	3750	650000	24	23.33
2	Middle	30	20	DFT-s-OFDM 16QAM	Inner_Full	25_12	3750	650000	23	22.91
3	Middle	30	20	DFT-s-OFDM 64QAM	Inner_Full	25_12	3750	650000	21.5	21.19
4	Middle	30	20	DFT-s-OFDM 256QAM	Inner_Full	25_12	3750	650000	19.5	19.18
5	Middle	30	20	CP-OFDM QPSK	Inner_Full	25_12	3750	650000	22.5	22.33
6	Middle	30	20	CP-OFDM 16QAM	Inner_Full	25_12	3750	650000	22	21.67
7	Middle	30	20	CP-OFDM 64QAM	Inner_Full	25_12	3750	650000	20.5	20.25
8	Middle	30	20	CP-OFDM 256QAM	Inner_Full	25_12	3750	650000	17.5	17.12
14	Middle	30	20	DFT-s-OFDM QPSK	Edge_Full_Right	2_49	3750	650000	23	22.89
15	Middle	30	20	DFT-s-OFDM QPSK	Edge_Full_Left	2_0	3750	650000	23	22.75
9	Middle	30	20	DFT-s-OFDM QPSK	Edge_1RB_Right	1_50	3750	650000	23	22.77
10	Middle	30	20	DFT-s-OFDM QPSK	Edge_1RB_Left	1_0	3750	650000	23	22.93
11	Middle	30	20	DFT-s-OFDM QPSK	Inner_1RB_Right	1_49	3750	650000	24	23.38
12	Middle	30	20	DFT-s-OFDM QPSK	Inner_1RB_Left	1_1	3750	650000	24	23.33
13	Middle	30	20	DFT-s-OFDM QPSK	Outer_Full	50_0	3750	650000	23	22.85
18	Middle	30	30	DFT-s-OFDM QPSK	Inner_Full	36_18	3750	650000	24	23.25
18	Middle	30	40	DFT-s-OFDM QPSK	Inner_Full	50_25	3750	650000	24	22.88
18	Middle	30	50	DFT-s-OFDM QPSK	Inner_Full	64@32	3750	650000	24	23.22
20	Middle	30	60	DFT-s-OFDM QPSK	Inner_Full	81_40	3750	650000	24	23.07
18	Middle	30	70	DFT-s-OFDM QPSK	Inner_Full	90@45	3750	650000	24	23.51
22	Middle	30	80	DFT-s-OFDM QPSK	Inner_Full	108_54	3750	650000	24	23.17
22	Middle	30	90	DFT-s-OFDM QPSK	Inner_Full	120@60	3750	650000	24	23.42

N78_H ANT5 (Power Level B1)

No.	Test Freq Description	5G-n78							Tune up	Power Results (dBm)
		SCS (kHz)	NR BW (MHz)	Modulation	RB allocation		NR Test Freq. (MHz)	NR Test CH.		
1	High	30	20	DFT-s-OFDM QPSK	Inner_Full	25_12	3795	653000	10.5	9.13
2	Middle	30	20	DFT-s-OFDM QPSK	Inner_Full	25_12	3750	650000	10.5	9.28
6	Low	30	20	DFT-s-OFDM QPSK	Inner_Full	25_12	3705	647000	10.5	8.97
12	Low/High	30	100	DFT-s-OFDM QPSK	Inner_Full	135@67	3750	650000	10.5	8.79

According to the table above, the maximum power configuration is selected as the default test configuration

No.	Test Freq Description	5G-n78							Tune up	Power Results (dBm)
		SCS (kHz)	20	Modulation	RB allocation		NR Test Freq. (MHz)	NR Test CH.		
1	Middle	30	20	DFT-s-OFDM P1/2 BPSK1	Inner_Full	25_12	3750	650000	10.5	9.09
2	Middle	30	20	DFT-s-OFDM 16QAM	Inner_Full	25_12	3750	650000	10.5	9.20
3	Middle	30	20	DFT-s-OFDM 64QAM	Inner_Full	25_12	3750	650000	10.5	9.09
4	Middle	30	20	DFT-s-OFDM 256QAM	Inner_Full	25_12	3750	650000	10.5	9.16
5	Middle	30	20	CP-OFDM QPSK	Inner_Full	25_12	3750	650000	10.5	9.23
6	Middle	30	20	CP-OFDM 16QAM	Inner_Full	25_12	3750	650000	10.5	9.17
7	Middle	30	20	CP-OFDM 64QAM	Inner_Full	25_12	3750	650000	10.5	9.15
8	Middle	30	20	CP-OFDM 256QAM	Inner_Full	25_12	3750	650000	10.5	9.22
14	Middle	30	20	DFT-s-OFDM QPSK	Edge_Full_Right	2_49	3750	650000	10.5	9.15
15	Middle	30	20	DFT-s-OFDM QPSK	Edge_Full_Left	2_0	3750	650000	10.5	9.14
9	Middle	30	20	DFT-s-OFDM QPSK	Edge_1RB_Right	1_50	3750	650000	10.5	9.22
10	Middle	30	20	DFT-s-OFDM QPSK	Edge_1RB_Left	1_0	3750	650000	10.5	9.23
11	Middle	30	20	DFT-s-OFDM QPSK	Inner_1RB_Right	1_49	3750	650000	10.5	9.19
12	Middle	30	20	DFT-s-OFDM QPSK	Inner_1RB_Left	1_1	3750	650000	10.5	9.21
13	Middle	30	20	DFT-s-OFDM QPSK	Outer_Full	50_0	3750	650000	10.5	9.05
16	Middle	30	30	DFT-s-OFDM QPSK	Inner_Full	36_18	3750	650000	10.5	9.22
16	Middle	30	40	DFT-s-OFDM QPSK	Inner_Full	50_25	3750	650000	10.5	9.21
17	Middle	30	60	DFT-s-OFDM QPSK	Inner_Full	81_40	3750	650000	10.5	9.24
18	Middle	30	80	DFT-s-OFDM QPSK	Inner_Full	108_54	3750	650000	10.5	8.79

N78_H ANT5 (Power Level C1)

No.	Test Freq Description	5G-n78							Tune up	Power Results (dBm)
		SCS (kHz)	NR BW (MHz)	Modulation	RB allocation		NR Test Freq. (MHz)	NR Test CH.		
1	High	30	20	DFT-s-OFDM QPSK	Inner_Full	25_12	3795	653000	7	6.03
2	Middle	30	20	DFT-s-OFDM QPSK	Inner_Full	25_12	3750	650000	7	6.06
6	Low	30	20	DFT-s-OFDM QPSK	Inner_Full	25_12	3705	647000	7	5.99
12	Low/High	30	100	DFT-s-OFDM QPSK	Inner_Full	135@67	3750	650000	7	6.02

According to the table above, the maximum power configuration is selected as the default test configuration

No.	Test Freq Description	5G-n78							Tune up	Power Results (dBm)
		SCS (kHz)	20	Modulation	RB allocation		NR Test Freq. (MHz)	NR Test CH.		
1	Middle	30	20	DFT-s-OFDM P1/2 BPSK1	Inner_Full	25_12	3750	650000	7	5.99
2	Middle	30	20	DFT-s-OFDM 16QAM	Inner_Full	25_12	3750	650000	7	5.97
3	Middle	30	20	DFT-s-OFDM 64QAM	Inner_Full	25_12	3750	650000	7	6.05
4	Middle	30	20	DFT-s-OFDM 256QAM	Inner_Full	25_12	3750	650000	7	6.03
5	Middle	30	20	CP-OFDM QPSK	Inner_Full	25_12	3750	650000	7	5.86
6	Middle	30	20	CP-OFDM 16QAM	Inner_Full	25_12	3750	650000	7	5.87
7	Middle	30	20	CP-OFDM 64QAM	Inner_Full	25_12	3750	650000	7	6.03
8	Middle	30	20	CP-OFDM 256QAM	Inner_Full	25_12	3750	650000	7	6.02
14	Middle	30	20	DFT-s-OFDM QPSK	Edge_Full_Right	2_49	3750	650000	7	6.03
15	Middle	30	20	DFT-s-OFDM QPSK	Edge_Full_Left	2_0	3750	650000	7	6.03
9	Middle	30	20	DFT-s-OFDM QPSK	Edge_1RB_Right	1_50	3750	650000	7	6.01
10	Middle	30	20	DFT-s-OFDM QPSK	Edge_1RB_Left	1_0	3750	650000	7	5.86
11	Middle	30	20	DFT-s-OFDM QPSK	Inner_1RB_Right	1_49	3750	650000	7	5.93
12	Middle	30	20	DFT-s-OFDM QPSK	Inner_1RB_Left	1_1	3750	650000	7	5.88
13	Middle	30	20	DFT-s-OFDM QPSK	Outer_Full	50_0	3750	650000	7	5.92
16	Middle	30	30	DFT-s-OFDM QPSK	Inner_Full	36_18	3750	650000	7	6.02
16	Middle	30	40	DFT-s-OFDM QPSK	Inner_Full	50_25	3750	650000	7	5.97
17	Middle	30	60	DFT-s-OFDM QPSK	Inner_Full	81_40	3750	650000	7	5.87
18	Middle	30	80	DFT-s-OFDM QPSK	Inner_Full	108_54	3750	650000	7	5.99

N77_L ANT4 (Power Level A1)

No.	Test Freq Description	5G-n77							Tune up	Power Results (dBm)
		SCS (kHz)	NR BW (MHz)	Modulation	RB allocation		NR Test Freq. (MHz)	NR Test CH.		
1	High	30	20	DFT-s-OFDM QPSK	Inner_Full	25_12	3540	636000	22	20.68
2	Middle	30	20	DFT-s-OFDM QPSK	Inner_Full	25_12	3500.01	633334	22	20.94
3	Low	30	20	DFT-s-OFDM QPSK	Inner_Full	25_12	3460.02	630668	22	20.31
4	Middle	30	100	DFT-s-OFDM QPSK	Inner_Full	135_67	3500.01	633334	22	20.21

According to the table above, the maximum power configuration is selected as the default test configuration

No.	Test Freq Description	5G-n77							Tune up	Power Results (dBm)
		SCS (kHz)	NR BW (MHz)	Modulation	RB allocation		NR Test Freq. (MHz)	NR Test CH.		
1	Middle	30	20	DFT-s-OFDM P1/2 BPSK1	Inner_Full	25_12	3500.01	633334	22.00	20.12
2	Middle	30	20	DFT-s-OFDM 16QAM	Inner_Full	25_12	3500.01	633334	22.00	20.67
3	Middle	30	20	DFT-s-OFDM 64QAM	Inner_Full	25_12	3500.01	633334	22.00	19.14
4	Middle	30	20	DFT-s-OFDM 256QAM	Inner_Full	25_12	3500.01	633334	22.00	17.63
5	Middle	30	20	CP-OFDM QPSK	Inner_Full	25_12	3500.01	633334	22.00	20.68
6	Middle	30	20	CP-OFDM 16QAM	Inner_Full	25_12	3500.01	633334	22.00	20.21
7	Middle	30	20	CP-OFDM 64QAM	Inner_Full	25_12	3500.01	633334	22.00	19.77
8	Middle	30	20	CP-OFDM 256QAM	Inner_Full	25_12	3500.01	633334	22.00	16.99
1	Middle	30	20	DFT-s-OFDM QPSK	Edge_Full_Right	2_49	3500.01	633334	22.00	19.88
6	Middle	30	20	DFT-s-OFDM QPSK	Edge_Full_Left	2_0	3500.01	633334	22.00	19.84
1	Middle	30	20	DFT-s-OFDM QPSK	Edge_1RB_Right	1_50	3500.01	633334	22.00	19.96
6	Middle	30	20	DFT-s-OFDM QPSK	Edge_1RB_Left	1_0	3500.01	633334	22.00	19.95
9	Middle	30	20	DFT-s-OFDM QPSK	Inner_1RB_Right	1_49	3500.01	633334	22.00	20.53
10	Middle	30	20	DFT-s-OFDM QPSK	Inner_1RB_Left	1_1	3500.01	633334	22.00	20.55
11	Middle	30	20	DFT-s-OFDM QPSK	Outer_Full	50_0	3500.01	633334	22.00	20.19
18	Middle	30	30	DFT-s-OFDM QPSK	Inner_Full	36_18	3500.01	633334	22.00	20.57
18	Middle	30	40	DFT-s-OFDM QPSK	Inner_Full	50_25	3500.01	633334	22.00	20.50
20	Middle	30	60	DFT-s-OFDM QPSK	Inner_Full	81_40	3500.01	633334	22.00	20.17
22	Middle	30	80	DFT-s-OFDM QPSK	Inner_Full	108_54	3500.01	633334	22.00	20.20

N77_H ANT4 (Power Level A1)

No.	Test Freq Description	5G-n77							Tune up	Power Results (dBm) n77
		SCS (kHz)	NR BW (MHz)	Modulation	RB allocation		NR Test Freq. (MHz)	NR Test CH.		
1	High	30	20	DFT-s-OFDM QPSK	Inner_Full	25_12	3969.990	664666	22	21.91
2	Middle-1	30	20	DFT-s-OFDM QPSK	Inner_Full	25_12	3918.000	661200	22	21.40
3	Middle-2	30	20	DFT-s-OFDM QPSK	Inner_Full	25_12	3866.000	657733	22	21.77
4	Middle-3	30	20	DFT-s-OFDM QPSK	Inner_Full	25_12	3814.000	654267	22	21.60
5	Middle-5	30	20	DFT-s-OFDM QPSK	Inner_Full	25_12	3762.000	650800	22	21.22
6	Low	30	20	DFT-s-OFDM QPSK	Inner_Full	25_12	3710.010	647334	22	21.90
7	High	30	100	DFT-s-OFDM QPSK	Inner_Full	135_67	3930.000	662000	22	21.24
12	Low	30	100	DFT-s-OFDM QPSK	Inner_Full	135_67	3750.000	650000	22	21.52

According to the table above, the maximum power configuration is selected as the default test configuration

No.	Test Freq Description	5G-n77							Tune up	Power Results (dBm) n77
		SCS (kHz)	NR BW (MHz)	Modulation	RB allocation		NR Test Freq. (MHz)	NR Test CH.		
1	High	30	20	DFT-s-OFDM P1/2 BPSK1	Inner_Full	25_12	3969.990	664666	22.00	20.96
2	High	30	20	DFT-s-OFDM 16QAM	Inner_Full	25_12	3969.990	664666	22.00	21.58
3	High	30	20	DFT-s-OFDM 64QAM	Inner_Full	25_12	3969.990	664666	22.00	21.46
4	High	30	20	DFT-s-OFDM 256QAM	Inner_Full	25_12	3969.990	664666	22.00	20.78
5	High	30	20	CP-OFDM QPSK	Inner_Full	25_12	3969.990	664666	22.00	21.76
6	High	30	20	CP-OFDM 16QAM	Inner_Full	25_12	3969.990	664666	22.00	21.65
7	High	30	20	CP-OFDM 64QAM	Inner_Full	25_12	3969.990	664666	22.00	21.74
8	High	30	20	CP-OFDM 256QAM	Inner_Full	25_12	3969.990	664666	22.00	20.95
9	High	30	20	DFT-s-OFDM QPSK	Edge_Full_Right	2_49	3969.990	664666	22.00	21.17
10	High	30	20	DFT-s-OFDM QPSK	Edge_Full_Left	2_0	3969.990	664666	22.00	21.22
9	High	30	20	DFT-s-OFDM QPSK	Edge_1RB_Right	1_50	3969.990	664666	22.00	21.24
10	High	30	20	DFT-s-OFDM QPSK	Edge_1RB_Left	1_0	3969.990	664666	22.00	21.35
11	High	30	20	DFT-s-OFDM QPSK	Inner_1RB_Right	1_49	3969.990	664666	22.00	21.27
12	High	30	20	DFT-s-OFDM QPSK	Inner_1RB_Left	1_1	3969.990	664666	22.00	21.16
13	High	30	20	DFT-s-OFDM QPSK	Outer_Full	50_0	3969.990	664666	22.00	21.18
16	High	30	30	DFT-s-OFDM QPSK	Inner_Full	36_18	3969.990	664666	22.00	21.28
17	High	30	40	DFT-s-OFDM QPSK	Inner_Full	50_25	3969.990	664666	22.00	21.22
18	High	30	60	DFT-s-OFDM QPSK	Inner_Full	81_40	3969.990	664666	22.00	20.87
19	High	30	80	DFT-s-OFDM QPSK	Inner_Full	108_54	3969.990	664666	22.00	20.84

N78_L ANT4 (Power Level A1)

No.	Test Freq Description	5G-n78							Tune up	Power Results n78
		SCS (kHz)	NR BW (MHz)	Modulation	RB allocation		NR Test Freq. (MHz)	NR Test CH.		
1	High	30	20	DFT-s-OFDM QPSK	Inner_Full	25_12	3540	636000	22.5	21.61
2	Middle	30	20	DFT-s-OFDM QPSK	Inner_Full	25_12	3500.01	633334	22.5	21.21
3	Low	30	20	DFT-s-OFDM QPSK	Inner_Full	25_12	3460.02	630668	22.5	21.03
4	Middle	30	100	DFT-s-OFDM QPSK	Inner_Full	135_67	3500.01	633334	22.5	20.95

According to the table above, the maximum power configuration is selected as the default test configuration

No.	Test Freq Description	5G-n78							Tune up	Power Results (dBm) n78
		SCS (kHz)	NR BW (MHz)	Modulation	RB allocation		NR Test Freq. (MHz)	NR Test CH.		
1	Middle	30	20	DFT-s-OFDM PI/2 BPSK1	Inner_Full	25_12	3500.01	633334	22.5	20.96
2	Middle	30	20	DFT-s-OFDM 16QAM	Inner_Full	25_12	3500.01	633334	22.5	21.56
3	Middle	30	20	DFT-s-OFDM 64QAM	Inner_Full	25_12	3500.01	633334	22.5	19.75
4	Middle	30	20	DFT-s-OFDM 256QAM	Inner_Full	25_12	3500.01	633334	22.5	17.51
5	Middle	30	20	CP-OFDM QPSK	Inner_Full	25_12	3500.01	633334	22.5	21.51
6	Middle	30	20	CP-OFDM 16QAM	Inner_Full	25_12	3500.01	633334	22.5	21.96
7	Middle	30	20	CP-OFDM 64QAM	Inner_Full	25_12	3500.01	633334	22.5	19.17
8	Middle	30	20	CP-OFDM 256QAM	Inner_Full	25_12	3500.01	633334	22.5	15.63
1	Middle	30	20	DFT-s-OFDM QPSK	Edge_Full_Right	2_49	3500.01	633334	22.5	16.24
6	Middle	30	20	DFT-s-OFDM QPSK	Edge_Full_Left	2_0	3500.01	633334	22.5	21.23
1	Middle	30	20	DFT-s-OFDM QPSK	Edge_1RB_Right	1_50	3500.01	633334	22.5	21.38
6	Middle	30	20	DFT-s-OFDM QPSK	Edge_1RB_Left	1_0	3500.01	633334	22.5	21.32
9	Middle	30	20	DFT-s-OFDM QPSK	Inner_1RB_Right	1_49	3500.01	633334	22.5	21.33
10	Middle	30	20	DFT-s-OFDM QPSK	Inner_1RB_Left	1_1	3500.01	633334	22.5	21.26
11	Middle	30	20	DFT-s-OFDM QPSK	Outer_Full	50_0	3500.01	633334	22.5	21.13
18	Middle	30	30	DFT-s-OFDM QPSK	Inner_Full	36_18	3500.01	633334	22.5	21.42
18	Middle	30	40	DFT-s-OFDM QPSK	Inner_Full	50_25	3500.01	633334	22.5	21.29
20	Middle	30	60	DFT-s-OFDM QPSK	Inner_Full	81_40	3500.01	633334	22.5	20.90
22	Middle	30	80	DFT-s-OFDM QPSK	Inner_Full	108_54	3500.01	633334	22.5	21.07

N78_H ANT4 (Power Level A1)

No.	Test Freq Description	5G-n78							Tune up	Power Results (dBm) n78
		SCS (kHz)	NR BW (MHz)	Modulation	RB allocation		NR Test Freq. (MHz)	NR Test CH.		
1	High	30	20	DFT-s-OFDM QPSK	Inner_Full	25_12	3795	653000	22.5	22.34
2	Middle	30	20	DFT-s-OFDM QPSK	Inner_Full	25_12	3750	650000	22.5	22.44
6	Low	30	20	DFT-s-OFDM QPSK	Inner_Full	25_12	3705	647000	22.5	21.90
12	Low/High	30	100	DFT-s-OFDM QPSK	Inner_Full	135@67	3750	650000	22.5	21.75

According to the table above, the maximum power configuration is selected as the default test configuration

No.	Test Freq Description	5G-n78							Tune up	Power Results (dBm) n78
		SCS (kHz)	20	Modulation	RB allocation		NR Test Freq. (MHz)	NR Test CH.		
1	Middle	30	20	DFT-s-OFDM PI/2 BPSK1	Inner_Full	25_12	3750	650000	22.5	21.79
2	Middle	30	20	DFT-s-OFDM 16QAM	Inner_Full	25_12	3750	650000	22.5	22.49
3	Middle	30	20	DFT-s-OFDM 64QAM	Inner_Full	25_12	3750	650000	22.5	20.57
4	Middle	30	20	DFT-s-OFDM 256QAM	Inner_Full	25_12	3750	650000	22.5	18.45
5	Middle	30	20	CP-OFDM QPSK	Inner_Full	25_12	3750	650000	22.5	22.37
6	Middle	30	20	CP-OFDM 16QAM	Inner_Full	25_12	3750	650000	22.5	21.89
7	Middle	30	20	CP-OFDM 64QAM	Inner_Full	25_12	3750	650000	22.5	20.08
8	Middle	30	20	CP-OFDM 256QAM	Inner_Full	25_12	3750	650000	22.5	16.44
14	Middle	30	20	DFT-s-OFDM QPSK	Edge_Full_Right	2_49	3750	650000	22.5	22.13
15	Middle	30	20	DFT-s-OFDM QPSK	Edge_Full_Left	2_0	3750	650000	22.5	22.10
9	Middle	30	20	DFT-s-OFDM QPSK	Edge_1RB_Right	1_50	3750	650000	22.5	22.11
10	Middle	30	20	DFT-s-OFDM QPSK	Edge_1RB_Left	1_0	3750	650000	22.5	22.20
11	Middle	30	20	DFT-s-OFDM QPSK	Inner_1RB_Right	1_49	3750	650000	22.5	22.12
12	Middle	30	20	DFT-s-OFDM QPSK	Inner_1RB_Left	1_1	3750	650000	22.5	22.19
13	Middle	30	20	DFT-s-OFDM QPSK	Outer_Full	50_0	3750	650000	22.5	21.97
16	Middle	30	30	DFT-s-OFDM QPSK	Inner_Full	36_18	3750	650000	22.5	22.24
16	Middle	30	40	DFT-s-OFDM QPSK	Inner_Full	50_25	3750	650000	22.5	22.13
17	Middle	30	60	DFT-s-OFDM QPSK	Inner_Full	81_40	3750	650000	22.5	21.79
18	Middle	30	80	DFT-s-OFDM QPSK	Inner_Full	108_54	3750	650000	22.5	21.87

N77_L ANT3 (Power Level A1)

No.	Test Freq Description	5G-n77							Tune up	Power Results n77
		SCS (kHz)	NR BW (MHz)	Modulation	RB allocation		NR Test Freq. (MHz)	NR Test CH.		
1	High	30	20	DFT-s-OFDM QPSK	Inner_Full	25_12	3540	636000	20	19.32
2	Middle	30	20	DFT-s-OFDM QPSK	Inner_Full	25_12	3500.01	633334	20	19.43
3	Low	30	20	DFT-s-OFDM QPSK	Inner_Full	25_12	3460.02	630668	20	18.90
4	Middle	30	100	DFT-s-OFDM QPSK	Inner_Full	135_67	3500.01	633334	20	18.74

According to the table above, the maximum power configuration is selected as the default test configuration

No.	Test Freq Description	5G-n77							Tune up	Power Results (dBm) n77
		SCS (kHz)	NR BW (MHz)	Modulation	RB allocation		NR Test Freq. (MHz)	NR Test CH.		
1	Middle	30	20	DFT-s-OFDM PI/2 BPSK1	Inner_Full	25_12	3500.01	633334	20.00	18.90
2	Middle	30	20	DFT-s-OFDM 16QAM	Inner_Full	25_12	3500.01	633334	20.00	19.25
3	Middle	30	20	DFT-s-OFDM 64QAM	Inner_Full	25_12	3500.01	633334	20.00	19.23
4	Middle	30	20	DFT-s-OFDM 256QAM	Inner_Full	25_12	3500.01	633334	20.00	17.81
5	Middle	30	20	CP-OFDM QPSK	Inner_Full	25_12	3500.01	633334	20.00	19.69
6	Middle	30	20	CP-OFDM 16QAM	Inner_Full	25_12	3500.01	633334	20.00	19.80
7	Middle	30	20	CP-OFDM 64QAM	Inner_Full	25_12	3500.01	633334	20.00	19.85
8	Middle	30	20	CP-OFDM 256QAM	Inner_Full	25_12	3500.01	633334	20.00	16.86
1	Middle	30	20	DFT-s-OFDM QPSK	Edge_Full_Right	2_49	3500.01	633334	20.00	19.07
6	Middle	30	20	DFT-s-OFDM QPSK	Edge_Full_Left	2_0	3500.01	633334	20.00	19.03
1	Middle	30	20	DFT-s-OFDM QPSK	Edge_1RB_Right	1_50	3500.01	633334	20.00	19.16
6	Middle	30	20	DFT-s-OFDM QPSK	Edge_1RB_Left	1_0	3500.01	633334	20.00	19.10
9	Middle	30	20	DFT-s-OFDM QPSK	Inner_1RB_Right	1_49	3500.01	633334	20.00	19.16
10	Middle	30	20	DFT-s-OFDM QPSK	Inner_1RB_Left	1_1	3500.01	633334	20.00	19.09
11	Middle	30	20	DFT-s-OFDM QPSK	Outer_Full	50_0	3500.01	633334	20.00	18.95
18	Middle	30	30	DFT-s-OFDM QPSK	Inner_Full	36_18	3500.01	633334	20.00	19.15
18	Middle	30	40	DFT-s-OFDM QPSK	Inner_Full	50_25	3500.01	633334	20.00	19.21
20	Middle	30	60	DFT-s-OFDM QPSK	Inner_Full	81_40	3500.01	633334	20.00	18.84
22	Middle	30	80	DFT-s-OFDM QPSK	Inner_Full	108_54	3500.01	633334	20.00	18.80

N77_H ANT3 (Power Level A1)

No.	Test Freq Description	5G-n77							Tune up	Power Results (dBm) n77
		SCS (kHz)	NR BW (MHz)	Modulation	RB allocation		NR Test Freq. (MHz)	NR Test CH.		
1	High	30	20	DFT-s-OFDM QPSK	Inner_Full	25_12	3969.990	664666	20	19.86
2	Middle-1	30	20	DFT-s-OFDM QPSK	Inner_Full	25_12	3918.000	661200	20	19.38
3	Middle-2	30	20	DFT-s-OFDM QPSK	Inner_Full	25_12	3866.000	657733	20	19.85
4	Middle-3	30	20	DFT-s-OFDM QPSK	Inner_Full	25_12	3814.000	654267	20	19.68
5	Middle-5	30	20	DFT-s-OFDM QPSK	Inner_Full	25_12	3762.000	650800	20	19.36
6	Low	30	20	DFT-s-OFDM QPSK	Inner_Full	25_12	3710.010	647334	20	19.84
7	High	30	100	DFT-s-OFDM QPSK	Inner_Full	135_67	3930.000	662000	20	18.77
12	Low	30	100	DFT-s-OFDM QPSK	Inner_Full	135_67	3750.000	650000	20	19.74

According to the table above, the maximum power configuration is selected as the default test configuration

No.	Test Freq Description	5G-n77							Tune up	Power Results (dBm) n77
		SCS (kHz)	NR BW (MHz)	Modulation	RB allocation		NR Test Freq. (MHz)	NR Test CH.		
1	Middle-5	30	20	DFT-s-OFDM PI/2 BPSK1	Inner_Full	25_12	3762.000	650800	20.00	19.16
2	Middle-5	30	20	DFT-s-OFDM 16QAM	Inner_Full	25_12	3762.000	650800	20.00	19.67
3	Middle-5	30	20	DFT-s-OFDM 64QAM	Inner_Full	25_12	3762.000	650800	20.00	19.64
4	Middle-5	30	20	DFT-s-OFDM 256QAM	Inner_Full	25_12	3762.000	650800	20.00	19.13
5	Middle-5	30	20	CP-OFDM QPSK	Inner_Full	25_12	3762.000	650800	20.00	19.59
6	Middle-5	30	20	CP-OFDM 16QAM	Inner_Full	25_12	3762.000	650800	20.00	19.20
7	Middle-5	30	20	CP-OFDM 64QAM	Inner_Full	25_12	3762.000	650800	20.00	19.10
8	Middle-5	30	20	CP-OFDM 256QAM	Inner_Full	25_12	3762.000	650800	20.00	17.15
9	Middle-5	30	20	DFT-s-OFDM QPSK	Edge_Full_Right	2_49	3762.000	650800	20.00	19.33
10	Middle-5	30	20	DFT-s-OFDM QPSK	Edge_Full_Left	2_0	3762.000	650800	20.00	19.31
9	Middle-5	30	20	DFT-s-OFDM QPSK	Edge_1RB_Right	1_50	3762.000	650800	20.00	19.45
10	Middle-5	30	20	DFT-s-OFDM QPSK	Edge_1RB_Left	1_0	3762.000	650800	20.00	19.35
11	Middle-5	30	20	DFT-s-OFDM QPSK	Inner_1RB_Right	1_49	3762.000	650800	20.00	19.39
12	Middle-5	30	20	DFT-s-OFDM QPSK	Inner_1RB_Left	1_1	3762.000	650800	20.00	19.41
13	Middle-5	30	20	DFT-s-OFDM QPSK	Outer_Full	50_0	3762.000	650800	20.00	19.28
16	Middle-5	30	30	DFT-s-OFDM QPSK	Inner_Full	36_18	3762.000	650800	20.00	19.44
17	Middle-5	30	40	DFT-s-OFDM QPSK	Inner_Full	50_25	3762.000	650800	20.00	19.39
18	Middle-5	30	60	DFT-s-OFDM QPSK	Inner_Full	81_40	3762.000	650800	20.00	19.13
19	Middle-5	30	80	DFT-s-OFDM QPSK	Inner_Full	108_54	3762.000	650800	20.00	19.08

N78_L ANT3 (Power Level A1)

No.	Test Freq Description	5G-n78						Tune up	Power Results n78	
		SCS (kHz)	NR BW (MHz)	Modulation	RB allocation		NR Test Freq. (MHz)			NR Test CH.
1	High	30	20	DFT-s-OFDM QPSK	Inner_Full	25_12	3540	636000	20.5	19.88
2	Middle	30	20	DFT-s-OFDM QPSK	Inner_Full	25_12	3500.01	633334	20.5	19.97
3	Low	30	20	DFT-s-OFDM QPSK	Inner_Full	25_12	3460.02	630668	20.5	19.63
4	Middle	30	100	DFT-s-OFDM QPSK	Inner_Full	135_67	3500.01	633334	20.5	19.51

According to the table above, the maximum power configuration is selected as the default test configuration

No.	Test Freq Description	5G-n78						Tune up	Power Results (dBm) n78	
		SCS (kHz)	NR BW (MHz)	Modulation	RB allocation		NR Test Freq. (MHz)			NR Test CH.
1	Middle	30	20	DFT-s-OFDM P1/2 BPSK1	Inner_Full	25_12	3500.01	633334	20.5	19.66
2	Middle	30	20	DFT-s-OFDM 16QAM	Inner_Full	25_12	3500.01	633334	20.5	19.46
3	Middle	30	20	DFT-s-OFDM 64QAM	Inner_Full	25_12	3500.01	633334	20.5	19.50
4	Middle	30	20	DFT-s-OFDM 256QAM	Inner_Full	25_12	3500.01	633334	20.5	17.30
5	Middle	30	20	CP-OFDM QPSK	Inner_Full	25_12	3500.01	633334	20.5	19.57
6	Middle	30	20	CP-OFDM 16QAM	Inner_Full	25_12	3500.01	633334	20.5	19.49
7	Middle	30	20	CP-OFDM 64QAM	Inner_Full	25_12	3500.01	633334	20.5	18.81
8	Middle	30	20	CP-OFDM 256QAM	Inner_Full	25_12	3500.01	633334	20.5	15.30
1	Middle	30	20	DFT-s-OFDM QPSK	Edge_Full_Right	2_49	3500.01	633334	20.5	19.88
6	Middle	30	20	DFT-s-OFDM QPSK	Edge_Full_Left	2_0	3500.01	633334	20.5	19.78
1	Middle	30	20	DFT-s-OFDM QPSK	Edge_1RB_Right	1_50	3500.01	633334	20.5	19.90
6	Middle	30	20	DFT-s-OFDM QPSK	Edge_1RB_Left	1_0	3500.01	633334	20.5	19.91
9	Middle	30	20	DFT-s-OFDM QPSK	Inner_1RB_Right	1_49	3500.01	633334	20.5	19.87
10	Middle	30	20	DFT-s-OFDM QPSK	Inner_1RB_Left	1_1	3500.01	633334	20.5	19.86
11	Middle	30	20	DFT-s-OFDM QPSK	Outer_Full	50_0	3500.01	633334	20.5	19.73
18	Middle	30	30	DFT-s-OFDM QPSK	Inner_Full	36_18	3500.01	633334	20.5	19.94
18	Middle	30	40	DFT-s-OFDM QPSK	Inner_Full	50_25	3500.01	633334	20.5	19.87
20	Middle	30	60	DFT-s-OFDM QPSK	Inner_Full	81_40	3500.01	633334	20.5	19.56
22	Middle	30	80	DFT-s-OFDM QPSK	Inner_Full	108_54	3500.01	633334	20.5	19.56

N78_H ANT3 (Power Level A1)

No.	Test Freq Description	5G-n78							Tune up	Power Results (dBm) n78
		SCS (kHz)	NR BW (MHz)	Modulation	RB allocation		NR Test Freq. (MHz)	NR Test CH.		
1	High	30	20	DFT-s-OFDM QPSK	Inner_Full	25_12	3795	653000	20.5	20.30
2	Middle	30	20	DFT-s-OFDM QPSK	Inner_Full	25_12	3750	650000	20.5	20.48
6	Low	30	20	DFT-s-OFDM QPSK	Inner_Full	25_12	3705	647000	20.5	20.16
12	Low/High	30	100	DFT-s-OFDM QPSK	Inner_Full	135@67	3750	650000	20.5	19.97

According to the table above, the maximum power configuration is selected as the default test configuration

No.	Test Freq Description	5G-n78							Tune up	Power Results (dBm) n78
		SCS (kHz)	20	Modulation	RB allocation		NR Test Freq. (MHz)	NR Test CH.		
1	Middle	30	20	DFT-s-OFDM P1/2 BPSK1	Inner_Full	25_12	3750	650000	20.5	20.07
2	Middle	30	20	DFT-s-OFDM 16QAM	Inner_Full	25_12	3750	650000	20.5	20.37
3	Middle	30	20	DFT-s-OFDM 64QAM	Inner_Full	25_12	3750	650000	20.5	19.95
4	Middle	30	20	DFT-s-OFDM 256QAM	Inner_Full	25_12	3750	650000	20.5	17.56
5	Middle	30	20	CP-OFDM QPSK	Inner_Full	25_12	3750	650000	20.5	19.94
6	Middle	30	20	CP-OFDM 16QAM	Inner_Full	25_12	3750	650000	20.5	20.37
7	Middle	30	20	CP-OFDM 64QAM	Inner_Full	25_12	3750	650000	20.5	19.25
8	Middle	30	20	CP-OFDM 256QAM	Inner_Full	25_12	3750	650000	20.5	15.69
14	Middle	30	20	DFT-s-OFDM QPSK	Edge_Full_Right	2_49	3750	650000	20.5	20.29
15	Middle	30	20	DFT-s-OFDM QPSK	Edge_Full_Left	2_0	3750	650000	20.5	20.27
9	Middle	30	20	DFT-s-OFDM QPSK	Edge_1RB_Right	1_50	3750	650000	20.5	20.30
10	Middle	30	20	DFT-s-OFDM QPSK	Edge_1RB_Left	1_0	3750	650000	20.5	20.40
11	Middle	30	20	DFT-s-OFDM QPSK	Inner_1RB_Right	1_49	3750	650000	20.5	20.28
12	Middle	30	20	DFT-s-OFDM QPSK	Inner_1RB_Left	1_1	3750	650000	20.5	20.35
13	Middle	30	20	DFT-s-OFDM QPSK	Outer_Full	50_0	3750	650000	20.5	20.13
16	Middle	30	30	DFT-s-OFDM QPSK	Inner_Full	36_18	3750	650000	20.5	20.38
16	Middle	30	40	DFT-s-OFDM QPSK	Inner_Full	50_25	3750	650000	20.5	20.29
17	Middle	30	60	DFT-s-OFDM QPSK	Inner_Full	81_40	3750	650000	20.5	20.01
18	Middle	30	80	DFT-s-OFDM QPSK	Inner_Full	108_54	3750	650000	20.5	20.06

N77_L ANT7 (Power Level A1)

No.	Test Freq Description	5G-n77							Tune up	Power Results n77
		SCS (kHz)	NR BW (MHz)	Modulation	RB allocation		NR Test Freq. (MHz)	NR Test CH.		
1	High	30	20	DFT-s-OFDM QPSK	Inner_Full	25_12	3540	636000	25	24.23
2	Middle	30	20	DFT-s-OFDM QPSK	Inner_Full	25_12	3500.01	633334	25	24.63
3	Low	30	20	DFT-s-OFDM QPSK	Inner_Full	25_12	3460.02	630668	25	24.15
4	Middle	30	100	DFT-s-OFDM QPSK	Inner_Full	135_67	3500.01	633334	25	23.83

According to the table above, the maximum power configuration is selected as the default test configuration

No.	Test Freq Description	5G-n77							Tune up	Power Results (dBm) n77
		SCS (kHz)	NR BW (MHz)	Modulation	RB allocation		NR Test Freq. (MHz)	NR Test CH.		
1	Middle	30	20	DFT-s-OFDM PI/2 BPSK1	Inner_Full	25_12	3500.01	633334	25.00	23.95
2	Middle	30	20	DFT-s-OFDM 16QAM	Inner_Full	25_12	3500.01	633334	25.00	24.50
3	Middle	30	20	DFT-s-OFDM 64QAM	Inner_Full	25_12	3500.01	633334	25.00	24.40
4	Middle	30	20	DFT-s-OFDM 256QAM	Inner_Full	25_12	3500.01	633334	25.00	22.70
5	Middle	30	20	CP-OFDM QPSK	Inner_Full	25_12	3500.01	633334	25.00	24.42
6	Middle	30	20	CP-OFDM 16QAM	Inner_Full	25_12	3500.01	633334	25.00	24.18
7	Middle	30	20	CP-OFDM 64QAM	Inner_Full	25_12	3500.01	633334	25.00	24.18
8	Middle	30	20	CP-OFDM 256QAM	Inner_Full	25_12	3500.01	633334	25.00	21.25
1	Middle	30	20	DFT-s-OFDM QPSK	Edge_Full_Right	2_49	3500.01	633334	25.00	23.60
6	Middle	30	20	DFT-s-OFDM QPSK	Edge_Full_Left	2_0	3500.01	633334	25.00	23.63
1	Middle	30	20	DFT-s-OFDM QPSK	Edge_1RB_Right	1_50	3500.01	633334	25.00	23.81
6	Middle	30	20	DFT-s-OFDM QPSK	Edge_1RB_Left	1_0	3500.01	633334	25.00	23.80
9	Middle	30	20	DFT-s-OFDM QPSK	Inner_1RB_Right	1_49	3500.01	633334	25.00	24.30
10	Middle	30	20	DFT-s-OFDM QPSK	Inner_1RB_Left	1_1	3500.01	633334	25.00	24.34
11	Middle	30	20	DFT-s-OFDM QPSK	Outer_Full	50_0	3500.01	633334	25.00	24.09
18	Middle	30	30	DFT-s-OFDM QPSK	Inner_Full	36_18	3500.01	633334	25.00	24.39
18	Middle	30	40	DFT-s-OFDM QPSK	Inner_Full	50_25	3500.01	633334	25.00	24.22
20	Middle	30	60	DFT-s-OFDM QPSK	Inner_Full	81_40	3500.01	633334	25.00	23.92
22	Middle	30	80	DFT-s-OFDM QPSK	Inner_Full	108_54	3500.01	633334	25.00	23.95

N77_H ANT7 (Power Level A1)

No.	Test Freq Description	5G-n77							Tune up	Power Results (dBm) n77
		SCS (kHz)	NR BW (MHz)	Modulation	RB allocation		NR Test Freq. (MHz)	NR Test CH.		
1	High	30	20	DFT-s-OFDM QPSK	Inner_Full	25_12	3969.990	664666	25	24.85
2	Middle-1	30	20	DFT-s-OFDM QPSK	Inner_Full	25_12	3918.000	661200	25	24.35
3	Middle-2	30	20	DFT-s-OFDM QPSK	Inner_Full	25_12	3866.000	657733	25	24.52
4	Middle-3	30	20	DFT-s-OFDM QPSK	Inner_Full	25_12	3814.000	654267	25	24.37
5	Middle-5	30	20	DFT-s-OFDM QPSK	Inner_Full	25_12	3762.000	650800	25	24.83
6	Low	30	20	DFT-s-OFDM QPSK	Inner_Full	25_12	3710.010	647334	25	24.35
7	High	30	100	DFT-s-OFDM QPSK	Inner_Full	135_67	3930.000	662000	25	23.86
12	Low	30	100	DFT-s-OFDM QPSK	Inner_Full	135_67	3750.000	650000	25	24.63

According to the table above, the maximum power configuration is selected as the default test configuration

No.	Test Freq Description	5G-n77							Tune up	Power Results (dBm) n77
		SCS (kHz)	NR BW (MHz)	Modulation	RB allocation		NR Test Freq. (MHz)	NR Test CH.		
1	Middle-5	30	20	DFT-s-OFDM PI/2 BPSK1	Inner_Full	25_12	3762.000	650800	25.00	23.83
2	Middle-5	30	20	DFT-s-OFDM 16QAM	Inner_Full	25_12	3762.000	650800	25.00	24.65
3	Middle-5	30	20	DFT-s-OFDM 64QAM	Inner_Full	25_12	3762.000	650800	25.00	24.27
4	Middle-5	30	20	DFT-s-OFDM 256QAM	Inner_Full	25_12	3762.000	650800	25.00	22.61
5	Middle-5	30	20	CP-OFDM QPSK	Inner_Full	25_12	3762.000	650800	25.00	24.62
6	Middle-5	30	20	CP-OFDM 16QAM	Inner_Full	25_12	3762.000	650800	25.00	24.74
7	Middle-5	30	20	CP-OFDM 64QAM	Inner_Full	25_12	3762.000	650800	25.00	24.74
8	Middle-5	30	20	CP-OFDM 256QAM	Inner_Full	25_12	3762.000	650800	25.00	21.21
9	Middle-5	30	20	DFT-s-OFDM QPSK	Edge_Full_Right	2_49	3762.000	650800	25.00	23.64
10	Middle-5	30	20	DFT-s-OFDM QPSK	Edge_Full_Left	2_0	3762.000	650800	25.00	23.56
9	Middle-5	30	20	DFT-s-OFDM QPSK	Edge_1RB_Right	1_50	3762.000	650800	25.00	23.79
10	Middle-5	30	20	DFT-s-OFDM QPSK	Edge_1RB_Left	1_0	3762.000	650800	25.00	23.76
11	Middle-5	30	20	DFT-s-OFDM QPSK	Inner_1RB_Right	1_49	3762.000	650800	25.00	24.33
12	Middle-5	30	20	DFT-s-OFDM QPSK	Inner_1RB_Left	1_1	3762.000	650800	25.00	24.22
13	Middle-5	30	20	DFT-s-OFDM QPSK	Outer_Full	50_0	3762.000	650800	25.00	24.22
16	Middle-5	30	30	DFT-s-OFDM QPSK	Inner_Full	36_18	3762.000	650800	25.00	24.36
17	Middle-5	30	40	DFT-s-OFDM QPSK	Inner_Full	50_25	3762.000	650800	25.00	24.13
18	Middle-5	30	60	DFT-s-OFDM QPSK	Inner_Full	81_40	3762.000	650800	25.00	23.87
19	Middle-5	30	80	DFT-s-OFDM QPSK	Inner_Full	108_54	3762.000	650800	25.00	23.91

N78_L ANT7 (Power Level A1)

No.	Test Freq Description	5G-n78						Tune up	Power Results n78	
		SCS (kHz)	NR BW (MHz)	Modulation	RB allocation		NR Test Freq. (MHz)			NR Test CH.
1	High	30	20	DFT-s-OFDM QPSK	Inner_Full	25_12	3540	636000	25.5	25.03
2	Middle	30	20	DFT-s-OFDM QPSK	Inner_Full	25_12	3500.01	633334	25.5	25.36
3	Low	30	20	DFT-s-OFDM QPSK	Inner_Full	25_12	3460.02	630668	25.5	24.99
4	Middle	30	100	DFT-s-OFDM QPSK	Inner_Full	135_67	3500.01	633334	25.5	24.65

According to the table above, the maximum power configuration is selected as the default test configuration

No.	Test Freq Description	5G-n78						Tune up	Power Results (dBm) n78	
		SCS (kHz)	NR BW (MHz)	Modulation	RB allocation		NR Test Freq. (MHz)			NR Test CH.
1	Middle	30	20	DFT-s-OFDM P/2 BPSK1	Inner_Full	25_12	3500.01	633334	25.5	24.61
2	Middle	30	20	DFT-s-OFDM 16QAM	Inner_Full	25_12	3500.01	633334	25.5	25.18
3	Middle	30	20	DFT-s-OFDM 64QAM	Inner_Full	25_12	3500.01	633334	25.5	23.63
4	Middle	30	20	DFT-s-OFDM 256QAM	Inner_Full	25_12	3500.01	633334	25.5	21.30
5	Middle	30	20	CP-OFDM QPSK	Inner_Full	25_12	3500.01	633334	25.5	25.30
6	Middle	30	20	CP-OFDM 16QAM	Inner_Full	25_12	3500.01	633334	25.5	25.02
7	Middle	30	20	CP-OFDM 64QAM	Inner_Full	25_12	3500.01	633334	25.5	23.25
8	Middle	30	20	CP-OFDM 256QAM	Inner_Full	25_12	3500.01	633334	25.5	19.53
1	Middle	30	20	DFT-s-OFDM QPSK	Edge_Full_Right	2_49	3500.01	633334	25.5	25.06
6	Middle	30	20	DFT-s-OFDM QPSK	Edge_Full_Left	2_0	3500.01	633334	25.5	25.01
1	Middle	30	20	DFT-s-OFDM QPSK	Edge_1RB_Right	1_50	3500.01	633334	25.5	25.12
6	Middle	30	20	DFT-s-OFDM QPSK	Edge_1RB_Left	1_0	3500.01	633334	25.5	25.15
9	Middle	30	20	DFT-s-OFDM QPSK	Inner_1RB_Right	1_49	3500.01	633334	25.5	25.13
10	Middle	30	20	DFT-s-OFDM QPSK	Inner_1RB_Left	1_1	3500.01	633334	25.5	25.11
11	Middle	30	20	DFT-s-OFDM QPSK	Outer_Full	50_0	3500.01	633334	25.5	24.89
18	Middle	30	30	DFT-s-OFDM QPSK	Inner_Full	36_18	3500.01	633334	25.5	25.20
18	Middle	30	40	DFT-s-OFDM QPSK	Inner_Full	50_25	3500.01	633334	25.5	25.03
20	Middle	30	60	DFT-s-OFDM QPSK	Inner_Full	81_40	3500.01	633334	25.5	24.71
22	Middle	30	80	DFT-s-OFDM QPSK	Inner_Full	108_54	3500.01	633334	25.5	24.76

N78_H ANT7 (Power Level A1)

No.	Test Freq Description	5G-n78							Tune up	Power Results (dBm)
		SCS (kHz)	NR BW (MHz)	Modulation	RB allocation		NR Test Freq. (MHz)	NR Test CH.		
1	High	30	20	DFT-s-OFDM QPSK	Inner_Full	25_12	3795	653000	25.5	25.18
2	Middle	30	20	DFT-s-OFDM QPSK	Inner_Full	25_12	3750	650000	25.5	25.43
6	Low	30	20	DFT-s-OFDM QPSK	Inner_Full	25_12	3705	647000	25.5	25.18
12	Low/High	30	100	DFT-s-OFDM QPSK	Inner_Full	135@67	3750	650000	25.5	24.75

According to the table above, the maximum power configuration is selected as the default test configuration

No.	Test Freq Description	5G-n78							Tune up	Power Results (dBm)
		SCS (kHz)	20	Modulation	RB allocation		NR Test Freq. (MHz)	NR Test CH.		
1	Middle	30	20	DFT-s-OFDM P1/2 BPSK1	Inner_Full	25_12	3750	650000	25.5	24.84
2	Middle	30	20	DFT-s-OFDM 16QAM	Inner_Full	25_12	3750	650000	25.5	25.15
3	Middle	30	20	DFT-s-OFDM 64QAM	Inner_Full	25_12	3750	650000	25.5	24.82
4	Middle	30	20	DFT-s-OFDM 256QAM	Inner_Full	25_12	3750	650000	25.5	21.49
5	Middle	30	20	CP-OFDM QPSK	Inner_Full	25_12	3750	650000	25.5	25.21
6	Middle	30	20	CP-OFDM 16QAM	Inner_Full	25_12	3750	650000	25.5	25.33
7	Middle	30	20	CP-OFDM 64QAM	Inner_Full	25_12	3750	650000	25.5	23.56
8	Middle	30	20	CP-OFDM 256QAM	Inner_Full	25_12	3750	650000	25.5	19.77
14	Middle	30	20	DFT-s-OFDM QPSK	Edge_Full_Right	2_49	3750	650000	25.5	25.19
15	Middle	30	20	DFT-s-OFDM QPSK	Edge_Full_Left	2_0	3750	650000	25.5	25.29
9	Middle	30	20	DFT-s-OFDM QPSK	Edge_1RB_Right	1_50	3750	650000	25.5	25.22
10	Middle	30	20	DFT-s-OFDM QPSK	Edge_1RB_Left	1_0	3750	650000	25.5	25.34
11	Middle	30	20	DFT-s-OFDM QPSK	Inner_1RB_Right	1_49	3750	650000	25.5	25.21
12	Middle	30	20	DFT-s-OFDM QPSK	Inner_1RB_Left	1_1	3750	650000	25.5	25.40
13	Middle	30	20	DFT-s-OFDM QPSK	Outer_Full	50_0	3750	650000	25.5	25.12
16	Middle	30	30	DFT-s-OFDM QPSK	Inner_Full	36_18	3750	650000	25.5	25.40
16	Middle	30	40	DFT-s-OFDM QPSK	Inner_Full	50_25	3750	650000	25.5	25.22
17	Middle	30	60	DFT-s-OFDM QPSK	Inner_Full	81_40	3750	650000	25.5	24.80
18	Middle	30	80	DFT-s-OFDM QPSK	Inner_Full	108_54	3750	650000	25.5	24.91

11.4 Wi-Fi and BT Measurement result

The maximum output power of BT antenna is 8.14dBm.

The maximum tune up of BT antenna is 9dBm.

WIFI2.4G(Power Level A1)

802.11b(dBm)		power setting	tune up
Channel\data rate	1Mbps		
11(2462MHz)	22.89	22.50	24.50
6(2437MHz)	23.26	22.50	24.50
1(2412MHz)	22.96	22.50	24.50
802.11g(dBm)		power setting	tune up
Channel\data rate	6Mbps		
11(2462MHz)	20.54	20.00	22.00
6(2437MHz)	21.24	21.00	23.00
1(2412MHz)	21.05	20.50	22.50
802.11n(dBm)-20MHz		power setting	tune up
Channel\data rate	MCS0		
11(2462MHz)	20.18	20.00	22.00
6(2437MHz)	20.27	20.00	22.00
1(2412MHz)	19.82	19.50	21.50

WIFI2.4G(Power Level B1/C1)

802.11b(dBm)		power setting	tune up
Channel\data rate	1Mbps		
11(2462MHz)	7.61	7.00	9.00
6(2437MHz)	8.08	7.00	9.00
1(2412MHz)	7.27	7.00	9.00
802.11g(dBm)		power setting	tune up
Channel\data rate	6Mbps		
11(2462MHz)	8.16	7.00	9.00
6(2437MHz)	8.51	7.00	9.00
1(2412MHz)	8.05	7.00	9.00
802.11n(dBm)-20MHz		power setting	tune up
Channel\data rate	MCS0		
11(2462MHz)	7.95	7.00	9.00
6(2437MHz)	8.30	7.00	9.00
1(2412MHz)	7.91	7.00	9.00

WIFI5G (Power Level A1)

5GHz			
802.11a(dBm)			
Channel\data rate	6Mbps		
36(5180 MHz)	19.36	19.00	21.00
40(5200 MHz)	19.25	19.00	21.00
44(5220 MHz)	19.35	19.00	21.00
48(5240 MHz)	19.38	19.00	21.00
52(5260 MHz)	19.11	19.00	21.00
56(5280 MHz)	19.15	19.00	21.00
60(5300 MHz)	19.33	19.00	21.00
64(5320 MHz)	19.36	19.00	21.00
100(5500 MHz)	19.66	19.00	21.00
104(5520 MHz)	19.95	19.00	21.00
108(5540 MHz)	20.09	19.00	21.00
112(5560 MHz)	20.10	19.00	21.00
116(5580 MHz)	19.51	19.00	21.00
120(5600 MHz)	19.32	19.00	21.00
124(5620 MHz)	19.38	19.00	21.00
128(5640 MHz)	19.52	19.00	21.00
132(5660 MHz)	19.89	19.00	21.00
136(5680 MHz)	19.93	19.00	21.00
140(5700 MHz)	19.87	19.00	21.00
144(5720 MHz)	19.69	19.00	21.00
149(5745 MHz)	19.68	19.00	21.00
153(5765 MHz)	19.73	19.00	21.00
157(5785 MHz)	20.04	19.00	21.00
161(5805 MHz)	19.77	19.00	21.00
165(5825 MHz)	20.03	19.00	21.00

WIFI5G (Power Level B1/C1)

802.11ac(dBm)-80MHz			
Channel\data rate	MCS0	power setting	tune up
42(5210 MHz)	4.13	4.00	6.00
58(5290 MHz)	4.34	4.00	6.00
106(5530 MHz)	5.07	4.00	6.00
122(5610 MHz)	5.04	4.00	6.00
138(5690 MHz)	4.93	4.00	6.00
155(5775 MHz)	4.12	3.50	5.00

12 Simultaneous TX SAR Considerations

12.1 Transmit Antenna Separation Distances

The detail for transmit antenna separation distances is described in the additional document:

Appendix to test report No.23T04Z70506-01

The photos of SAR test

12.2 SAR Measurement Positions

According to the KDB941225 D06 Hot Spot SAR, the edges with less than 2.5 cm distance to the antennas need to be tested for SAR.

SAR measurement positions						
Mode	Front	Rear	Left edge	Right edge	Top edge	Bottom edge
ANT0	No	Yes	No	Yes	Yes	No
ANT1	No	Yes	No	No	Yes	No
ANT3	No	Yes	Yes	No	Yes	No
ANT4	No	Yes	Yes	No	Yes	No
ANT5	No	Yes	No	No	Yes	No
ANT6	No	Yes	No	No	Yes	No
ANT7	No	Yes	No	Yes	Yes	No

13 Evaluation of Simultaneous

WWAN-WIFI	W50	W700	W1900	LTEB2	LTEB4	LTEB5	LTEB7	LTEB12	LTEB13	LTEB14	LTEB25	LTEB26	LTEB30	LTEB4 PC2 ANT4	LTEB4 PC3 ANT4	LTEB4 PC3 ANT1	LTEB6	LTEB7	WIFI2.4G	WIFI5G	BT	WWAN+2.4GWIFI	WWAN+WIFI5G+BT
Rear 24mm	0.15	0.31	0.42	0.13	0.21	0.1	0.13	0.12	0.16	0.15	0.34	0.1	0.16	0.15	0.12	0.5	0.34	0.06	0.44	0.57	0	1.04	1.17
Rear 25mm																			0.44	0.57	0	0.44	0.57
Top 24mm	0.12	0.27	0.47	0.18	0.26	0.07	0.16	<0.01	0.08	0.07	0.33	0.06	0.18	0.24	0.18	0.71	0.23	<0.01	0.65	0.48	0	1.36	1.19
Top 25mm																			0.65	0.48	0	0.65	0.48
Left 10mm																			0	0	0	0	0
Right 7mm	0.53	0.68	0.48	0.47	0.56	0.52	0.35	0.51	0.5	0.48	0.41	0.27						0.59	0.21	0	0.59	0.21	
Rear 0mm					0.79	0.51	0.58	0.61	0.78			0.62	0.74	0.51	0.67	0.79		0.59	0.21	0	0.59	0.21	
Left 0mm																			0	0	0	0	0
Right 0mm	0.16	0.11	0.72				0.48	0.67	0.78	0.61	0.7	0.07						0.15	0.34	0	0.15	0.34	
Top 0mm				0.65	0.33	0.24	0.13	0.35	0.31	0.4	0.59	0.41	0.17	0.43	0.61	0.32	0.41	0.12	0.38	0.23	0.27	1.03	1.15

SA+WIFI	N2	N5	N25	N26	N30	N41	N66	N70	N71	N77	N78	WIFI2.4G	WIFI5G	BT	WWAN+2.4GWIFI	WWAN+WIFI5G+BT
Rear 24mm	0.3	0.24	0.4	0.23	0.29	0.17	0.49	0.12	0.06	0.58	0.51	0.44	0.57	0	1.02	1.15
Rear 25mm												0.44	0.57	0	0.44	0.57
Top 24mm	0.32	0.16	0.44	0.15	0.28	0.52	0.24	0.2	0.06	0.45	0.56	0.65	0	0	1.21	0.56
Top 25mm												0.65	0.48	0	0.65	0.48
Left 10mm						0.17						0	0	0	0.17	0.17
Right 7mm	0.44	0.65	0.54	0.7			1.05	0.63	0.28			0	0	0	1.05	1.05
Rear 0mm		0.56	0.77	0.63		0.59	0.77	0.66	0.68	0.61	0.73	0.42	0.49	0.3	1.19	1.56
Left 0mm						<0.01						0	0	0	0	0
Right 0mm	0.13	0.65	0.08	0.73			0.12	0.11	0.53			0	0	0	0.73	0.73
Top 0mm	0.87	0.32	0.41	0.3	0.27	0.72	0.38	0.2	0.31	0.24	0.34	0.38	0.23	0.27	1.25	1.37

NSA+WIFI	LTEB2 ANT4	N71 ANT0	N5 ANT0	WIFI2.4G	WIFI5G	BT	NSA+2.4GWIFI	NSA+5GWIFI+BT
Rear 24mm	0.35	0.06	0.24	0.44	0.57	0	1.03	1.16
Rear 25mm				0.44	0.57	0	0.44	0.57
Top 24mm	0.6	0.06	0.16	0.65	0.48	0	1.41	0.76
Top 25mm				0.65	0.48	0	0.65	0.48
Left 10mm	0.23			0	0	0	0.23	0.23
Right 7mm		0.26	0.65	0	0	0	0.65	0.65
Rear 0mm	0.43	0.36	0.24	0.42	0.49	0.3	1.09	1.46
Left 0mm	0.05			0	0	0	0.05	0.05
Right 0mm		0.25	0.39	0	0	0	0.39	0.39
Top 0mm	0.46	0.18	0.14	0.38	0.23	0.27	0.98	1.1

NSA+WIFI	LTEB2 ANT0	N41 ANT4	N77 ANT5	N78 ANT5	WIFI2.4G	WIFI5G	BT	NSA+2.4GWIFI	NSA+5GWIFI+BT
Rear 24mm	0.13	0.17	0.46	0.51	0.44	0.57	0	1.08	1.21
Rear 25mm					0.44	0.57	0	0.44	0.57
Top 24mm	0.18		0.36	0.56	0.65	0.48	0	1.39	0.74
Top 25mm					0.65	0.48	0	0.65	0.48
Left 10mm		0.17			0	0	0	0.17	0.17
Right 7mm	0.47	0.52			0	0	0	0.99	0.99
Rear 0mm	0.4	0.35	0.2	0.25	0.42	0.49	0.3	1.17	1.54
Left 0mm		0			0	0	0	0	0
Right 0mm	0.05				0	0	0	0.05	0.05
Top 0mm	0.28	0.38	0.07	0.12	0.38	0.23	0.27	1.04	1.16

NSA+WIFI	LTEB4 ANT0	N41 ANT4	N78 ANT5	WIFI2.4G	WIFI5G	BT	NSA+2.4GWIFI	NSA+5GWIFI+BT
Rear 24mm	0.21	0.17	0.51	0.44	0.57	0	1.16	1.29
Rear 25mm		0	0	0.44	0.57	0	0.44	0.57
Top 24mm	0.26	0	0.56	0.65	0.48	0	1.47	0.82
Top 25mm		0	0	0.65	0.48	0	0.65	0.48
Left 10mm		0.17	0	0	0	0	0.17	0.17
Right 7mm	0.56	0.52	0	0	0	0	1.08	1.08
Rear 0mm	0.37	0.35	0.25	0.42	0.49	0.3	1.14	1.51
Left 0mm		0	0	0	0	0	0	0
Right 0mm	0.06	0	0	0	0	0	0.06	0.06
Top 0mm	0.17	0.38	0.12	0.38	0.23	0.27	0.93	1.05

NSA+WIFI	LTEB5 ANT0	N2 ANT4	N30 ANT4	N66 ANT4	N77 ANT5	N78 ANT5	WIFI2.4G	WIFI5G	BT	NSA+2.4GWIFI	NSA+5GWIFI+BT
Rear 24mm	0.1	0.46	0.29	0.15	0.46	0.51	0.44	0.57	0	1.05	1.18
Rear 25mm					0	0	0.44	0.57	0	0.44	0.57
Top 24mm	0.07	0.76	0.28	0.18	0.36	0.56	0.65	0.48	0	1.48	1.31
Top 25mm					0	0	0.65	0.48	0	0.65	0.48
Left 10mm		0.31	0.44	0.44	0	0	0	0	0	0.44	0.44
Right 7mm	0.52				0	0	0	0	0	0.52	0.52
Rear 0mm	0.25	0.45	0.38	0.37	0.2	0.25	0.42	0.49	0.3	1.12	1.49
Left 0mm		0.13	0	0.15	0	0	0	0	0	0.15	0.15
Right 0mm	0.34				0	0	0	0	0	0.34	0.34
Top 0mm	0.13	0.36	0.35	0.5	0.07	0.12	0.38	0.23	0.27	1.01	1.13

NSA+WIFI	LTEB7 ANT4	N5 ANT0	N66 ANT0	N71 ANT0	WIFI2.4G	WIFI5G	BT	NSA+2.4GWIFI	NSA+5GWIFI+BT
Rear 24mm	0.17	0.24	0.36	0.06	0.44	0.57	0	0.97	1.1
Rear 25mm					0.44	0.57	0	0.44	0.57
Top 24mm	0.2	0.16	0.18	0.06	0.65	0.48	0	1.03	0.86
Top 25mm					0.65	0.48	0	0.65	0.48
Left 10mm	0.05	0			0	0	0	0.05	0.05
Right 7mm		0.65	0.77	0.28	0	0	0	0.77	0.77
Rear 0mm	0.39	0.24		0.36	0.42	0.49	0.3	1.17	1.54
Left 0mm		0			0	0	0	0	0
Right 0mm		0.39	0.13	0.25	0	0	0	0.39	0.39
Top 0mm	0.38	0.14	0.32	0.18	0.38	0.23	0.27	1.08	1.2



NSA+WIFI		LTEB7 ANT1	N77 ANT5	N78 ANT5	WIFI2.4G	WIFI5G	BT	NSA+2.4GWIFI	NSA+5GWIFI+BT
Rear	24mm	0.13	0.46	0.51	0.44	0.57	0	1.08	1.21
Rear	25mm		0	0	0.44	0.57	0	0.44	0.57
Top	24mm	0.16	0.36	0.56	0.65	0.48	0	1.37	1.2
Top	25mm		0	0	0.65	0.48	0	0.65	0.48
Left	10mm		0	0	0	0	0	0	0
Right	7mm		0	0	0	0	0	0	0
Rear	0mm	0.22	0.2	0.25	0.42	0.49	0.3	0.89	1.26
Left	0mm		0	0	0	0	0	0	0
Right	0mm		0	0	0	0	0	0	0
Top	0mm	0.05	0.07	0.12	0.38	0.23	0.27	0.55	0.67

NSA+WIFI		LTEB12 ANT0	N2 ANT4	N25 ANT4	N30 ANT4	N41 ANT4	N66 ANT4	N77 ANT5	N78 ANT5	WIFI2.4G	WIFI5G	BT	SA+2.4GWIFI	NSA+5GWIFI+BT
Rear	24mm	0.12	0.46	0.39	0.29	0.17	0.15	0.46	0.51	0.44	0.57	0	1.07	1.2
Rear	25mm		0	0	0	0	0	0	0	0.44	0.57	0	0.44	0.57
Top	24mm	0	0.76	0.79	0.28	0	0.18	0.36	0.56	0.65	0.48	0	1.44	1.27
Top	25mm		0	0	0	0	0	0	0	0.65	0.48	0	0.65	0.48
Left	10mm		0.31	0.21	0	0.17	0.44	0	0	0	0	0	0.44	0.44
Right	7mm	0.35	0	0	0	0.52	0	0	0	0	0	0	0.87	0.87
Rear	0mm	0.34	0.45	0.39	0.38	0.35	0.37	0.2	0.25	0.42	0.49	0.3	1.21	1.58
Left	0mm		0.13	0.16	0	0	0.15	0	0	0	0	0	0.16	0.16
Right	0mm		0	0	0	0	0	0	0	0	0	0	0.24	0.24
Top	0mm	0.1	0.36	0.49	0.35	0.38	0.5	0.07	0.12	0.38	0.23	0.27	0.98	1.1

NSA+WIFI		LTEB13 ANT0	N2 ANT4	N66 ANT4	N77 ANT5	N78 ANT5	WIFI2.4G	WIFI5G	BT	NSA+2.4GWIFI	A+5GWIFI+
Rear	24mm	0.16	0.46	0.15	0.46	0.51	0.44	0.57	0	1.11	1.24
Rear	25mm		0	0	0	0	0.44	0.57	0	0.44	0.57
Top	24mm	0.08	0.76	0.18	0.36	0.56	0.65	0.48	0	1.49	1.32
Top	25mm		0	0	0	0	0.65	0.48	0	0.65	0.48
Left	10mm		0.31	0.44	0	0	0	0	0	0.44	0.44
Right	7mm	0.51	0	0	0	0	0	0	0	0.51	0.51
Rear	0mm	0.29	0.45	0.37	0.2	0.25	0.42	0.49	0.3	1.16	1.53
Left	0mm		0.13	0.15	0	0	0	0	0	0.15	0.15
Right	0mm		0	0	0	0	0	0	0	0.2	0.2
Top	0mm	0.16	0.36	0.5	0.07	0.12	0.38	0.23	0.27	1.04	1.16

NSA+WIFI		LTEB14 ANT0	N2 ANT4	N30 ANT4	N66 ANT4	N77 ANT5	WIFI2.4G	WIFI5G	BT	NSA+2.4GWIFI	A+5GWIFI+
Rear	24mm	0.15	0.46	0.29	0.15	0.46	0.44	0.57	0	1.05	1.18
Rear	25mm		0	0	0	0	0.44	0.57	0	0.44	0.57
Top	24mm	0.07	0.76	0.28	0.18	0.36	0.65	0.48	0	1.48	1.31
Top	25mm		0	0	0	0	0.65	0.48	0	0.65	0.48
Left	10mm		0.31	0	0.44	0	0	0	0	0.44	0.44
Right	7mm	0.5	0	0	0	0	0	0	0	0.5	0.5
Rear	0mm	0.37	0.38	0.37	0.2	0.2	0.42	0.49	0.3	1.17	1.54
Left	0mm		0.13	0	0.15	0	0	0	0	0.15	0.15
Right	0mm		0	0	0	0	0	0	0	0.31	0.31
Top	0mm	0.22	0.36	0.35	0.5	0.07	0.38	0.23	0.27	1.1	1.22

NSA+WIFI		LTEB25 ANT0	N41 ANT4	WIFI2.4G	WIFI5G	BT	NSA+2.4GWIFI	SA+5GWIFI+BT
Rear	24mm	0.34	0.17	0.44	0.57	0	0.95	1.08
Rear	25mm		0	0.44	0.57	0	0.44	0.57
Top	24mm	0.33	0	0.65	0.48	0	0.98	0.81
Top	25mm		0	0.65	0.48	0	0.65	0.48
Left	10mm		0.17	0	0	0	0.17	0.17
Right	7mm	0.48	0.52	0	0	0	1	1
Rear	0mm	0.3	0.35	0.42	0.49	0.3	1.07	1.44
Left	0mm		0	0	0	0	0	0
Right	0mm		0.03	0	0	0	0.03	0.03
Top	0mm	0.16	0.38	0.38	0.23	0.27	0.92	1.04

NSA+WIFI		LTEB30 ANT1	N2 ANT4	N66 ANT4	N77 ANT5	WIFI2.4G	WIFI5G	BT	NSA+2.4GWIFI	NSA+5GWIFI+BT
Rear	24mm	0.16	0.46	0.15	0.46	0.44	0.57	0	1.06	1.19
Rear	25mm		0	0	0	0.44	0.57	0	0.44	0.57
Top	24mm	0.18	0.76	0.18	0.36	0.65	0.48	0	1.59	1.42
Top	25mm		0	0	0	0.65	0.48	0	0.65	0.48
Left	10mm		0.31	0.44	0	0	0	0	0.44	0.44
Right	7mm	0.27	0	0	0	0	0	0	0.27	0.27
Rear	0mm	0.34	0	0.37	0.2	0.42	0.49	0.3	1.13	1.50
Left	0mm		0.13	0.15	0	0	0	0	0.15	0.15
Right	0mm		0	0	0	0	0	0	0	0
Top	0mm	0.06	0.36	0.5	0.07	0.38	0.23	0.27	0.94	1.06

NSA+WIFI		LTEB30 ANT4	N5 ANT0	WIFI2.4G	WIFI5G	BT	NSA+2.4GWIFI	SA+5GWIFI+BT
Rear	24mm	0.19	0.24	0.44	0.57	0	0.87	1
Rear	25mm		0	0.44	0.57	0	0.44	0.57
Top	24mm	0.31	0.16	0.65	0.48	0	1.12	0.95
Top	25mm		0	0.65	0.48	0	0.65	0.48
Left	10mm	0.09	0	0	0	0	0.09	0.09
Right	7mm		0.65	0	0	0	0.65	0.65
Rear	0mm	0.51	0.24	0.42	0.49	0.3	1.17	1.54
Left	0mm		0	0	0	0	0	0
Right	0mm		0.39	0	0	0	0.39	0.39
Top	0mm	0.57	0.14	0.38	0.23	0.27	1.09	1.21

NSA+WIFI		LTEB66 ANT4	N5 ANTO	N71 ANTO	WIFI2.4G	WIFI5G	BT	NSA+2.4GWIFI	NSA+5GWIFI+BT
Rear	24mm	0.31	0.24	0.06	0.44	0.57	0	0.99	1.12
Rear	25mm		0	0	0.44	0.57	0	0.44	0.57
Top	24mm	0.24	0.16	0.06	0.65	0.48	0	1.05	0.88
Top	25mm		0	0	0.65	0.48	0	0.65	0.48
Left	10mm	0.43	0	0	0	0	0	0.43	0.43
Right	7mm		0.65	0.28	0	0	0	0.65	0.65
Rear	0mm	0.43	0.24	0.36	0.42	0.49	0.3	1.21	1.58
Left	0mm	0.22	0	0	0	0	0	0.22	0.22
Right	0mm		0.39	0.25	0	0	0	0.39	0.39
Top	0mm	0.58	0.14	0.18	0.38	0.23	0.27	1.14	1.26

NSA+WIFI		LTEB66 ANTO	N41 ANT4	N77 ANT5	N78 ANT5	WIFI2.4G	WIFI5G	BT	NSA+2.4GWIFI	NSA+5GWIFI+BT
Rear	24mm	0.34	0.17	0.46	0.51	0.44	0.57	0	1.29	1.42
Rear	25mm		0	0	0	0.44	0.57	0	0.44	0.57
Top	24mm	0.23	0	0.36	0.56	0.65	0.48	0	1.44	1.27
Top	25mm		0	0	0	0.65	0.48	0	0.65	0.48
Left	10mm		0.17	0	0	0	0	0	0.17	0.17
Right	7mm	0.59	0.52	0	0	0	0	0	1.11	1.11
Rear	0mm	0.4	0.35	0.2	0.25	0.42	0.49	0.3	1.17	1.54
Left	0mm		0	0	0	0	0	0	0	0
Right	0mm	0.05	0	0	0	0	0	0	0.05	0.05
Top	0mm	0.15	0.38	0.07	0.12	0.38	0.23	0.27	0.91	1.03

NSA+WIFI		LTEB71 ANTO	N2 ANT4	N41 ANT4	N66 ANT4	N77 ANT5	N78 ANT5	WIFI2.4G	WIFI5G	BT	NSA+2.4GWIFI	NSA+5GWIFI+BT
Rear	24mm	0.06	0.46	0.17	0.15	0.46	0.51	0.44	0.57	0	1.01	1.14
Rear	25mm		0	0	0	0	0	0.44	0.57	0	0.44	0.57
Top	24mm	0	0.76	0	0.18	0.36	0.56	0.65	0.48	0	1.41	1.24
Top	25mm		0	0	0	0	0	0.65	0.48	0	0.65	0.48
Left	10mm		0.31	0.17	0.44	0	0	0	0	0	0.44	0.44
Right	7mm	0.21	0	0.52	0	0	0	0	0	0	0.73	0.73
Rear	0mm	0.19	0	0.35	0.37	0.2	0.25	0.42	0.49	0.3	0.98	1.35
Left	0mm		0.13	0	0.15	0	0	0	0	0	0.15	0.15
Right	0mm	0.13	0	0	0	0	0	0	0	0	0.13	0.13
Top	0mm	0.1	0.36	0.38	0.5	0.07	0.12	0.38	0.23	0.27	0.98	1.1

Band	Position	SAR(W/kg)	distance	Pair SAR sum(W/kg)	SPLSR	Simultaneous SAR
LTEB2	Rear 0mm	0.850	88.26	1.640	0.024	Not required
WLAN 5G+BT		0.790				
LTEB14	Rear 0mm	0.840	67.31	1.630	0.031	Not required
WLAN 5G		0.790				
LTEB25	Rear 0mm	0.820	82.04	1.610	0.025	Not required
WLAN 5G+BT		0.790				
LTEB66	Rear 0mm	0.870	82.57	1.660	0.026	Not required
WLAN 5G+BT		0.790				
N2	Rear 0mm	0.930	98.49	1.720	0.023	Not required
WLAN 5G+BT		0.790				
N30	Rear 0mm	0.970	62.12	1.760	0.038	Not required
WLAN 5G+BT		0.790				

LTE B7 ANT4	Rear 0mm	0.390	111.49	1.180	0.011	Not required
WLAN 5G+BT		0.790				
N66 ANTO	Rear 0mm	0.640	95.9	1.430	0.018	Not required
WLAN 5G+BT		0.790				
LTEB7 ANT4	Rear 0mm	0.390	207.33	1.030	0.005	Not required
N66 ANTO		0.640				
LTEB14 ANTO	Rear 0mm	0.370	67.62	1.160	0.018	Not required
WLAN 5G+BT		0.790				
N2 ANT4	Rear 0mm	0.450	116.58	1.240	0.012	Not required
WLAN 5G+BT		0.790				
LTEB14 ANTO	Rear 0mm	0.370	182.25	0.820	0.004	Not required
N2 ANT4		0.450				

14 SAR Test Result

It is determined by user manual for the distance between the EUT and the phantom bottom.

The distance is 10 mm and just applied to the condition of body worn accessory.

It is performed for all SAR measurements with area scan based 1-g SAR estimation (Fast SAR). A zoom scan measurement is added when the estimated 1-g SAR is the highest measured SAR in each exposure configuration, wireless mode and frequency band combination or more than 1.2W/kg.

The calculated SAR is obtained by the following formula:

$$\text{Reported SAR} = \text{Measured SAR} \times 10^{(P_{\text{Target}} - P_{\text{Measured}})/10}$$

Where P_{Target} is the power of manufacturing upper limit;

P_{Measured} is the measured power in chapter 11.

Table 14.1: Duty Cycle

Mode	Duty Cycle
WCDMA<E FDD	1:1
LTE TDD	1:1.58



14.1 SAR results for 3G/4G

ANT	Test Position	Phantom position L/R/F	Frequency Band	Channel Number	Frequency (MHz)	Mode/RB	Test setup	Distance	Figure No.	EUT Measured Power (dBm)	Tune up (dBm)	Measured SAR 1g (W/kg)	Calculated SAR 1g (W/kg)	Measured SAR 10g (W/kg)	Calculated SAR 10g (W/kg)	Power Drift
0	Body	F	WCDMA 850	4183	836.6	RMC	Rear	0mm	\	20.16	20.50	0.295	0.32	0.209	0.23	0.08
0	Body	F	WCDMA 850	4132	826.4	RMC	Right	0mm	F.1	20.27	20.50	0.698	0.74	0.298	0.31	-0.09
0	Body	F	WCDMA 850	4183	836.6	RMC	Right	0mm	\	20.16	20.50	0.646	0.70	0.296	0.32	0.01
0	Body	F	WCDMA 850	4233	846.6	RMC	Right	0mm	\	20.13	20.50	0.659	0.72	0.281	0.31	0.03
0	Body	F	WCDMA 850	4183	836.6	RMC	Top	0mm	\	20.16	20.50	0.316	0.34	0.147	0.16	-0.08
0	Body	F	WCDMA 850	4183	836.6	RMC	Rear	24mm	\	24.21	25.00	0.128	0.15	0.091	0.11	-0.08
0	Body	F	WCDMA 850	4132	826.4	RMC	Right	7mm	\	24.18	25.00	0.414	0.50	0.268	0.32	-0.12
0	Body	F	WCDMA 850	4183	836.6	RMC	Right	7mm	\	24.21	25.00	0.446	0.53	0.294	0.35	-0.12
0	Body	F	WCDMA 850	4233	846.6	RMC	Right	7mm	\	24.24	25.00	0.397	0.47	0.272	0.32	-0.12
0	Body	F	WCDMA 850	4183	836.6	RMC	Top	24mm	\	24.21	25.00	0.100	0.12	0.068	0.08	0.10
0	Body	F	WCDMA 1700	1312	1712.4	RMC	Rear	0mm	\	15.33	15.50	0.534	0.56	0.254	0.26	-0.08
0	Body	F	WCDMA 1700	1412	1732.5	RMC	Rear	0mm	F.2	15.32	15.50	0.580	0.60	0.287	0.30	-0.08
0	Body	F	WCDMA 1700	1513	1752.6	RMC	Rear	0mm	\	15.14	15.50	0.509	0.55	0.231	0.25	-0.08
0	Body	F	WCDMA 1700	1412	1732.5	RMC	Right	0mm	\	15.32	15.50	0.094	0.10	0.047	0.05	-0.18
0	Body	F	WCDMA 1700	1412	1732.5	RMC	Top	0mm	\	15.32	15.50	0.305	0.32	0.146	0.15	0.10
0	Body	F	WCDMA 1700	1412	1732.5	RMC	Rear	24mm	\	24.18	25.00	0.257	0.31	0.161	0.19	0.12
0	Body	F	WCDMA 1700	1312	1712.4	RMC	Right	7mm	\	24.14	25.00	0.536	0.65	0.318	0.39	0.12
0	Body	F	WCDMA 1700	1412	1732.5	RMC	Right	7mm	\	24.18	25.00	0.564	0.68	0.329	0.40	0.12
0	Body	F	WCDMA 1700	1513	1752.6	RMC	Right	7mm	\	23.98	25.00	0.503	0.64	0.298	0.38	0.12
0	Body	F	WCDMA 1700	1412	1732.5	RMC	Top	24mm	\	24.18	25.00	0.226	0.27	0.142	0.17	0.08
0	Body	F	WCDMA 1900	9262	1852.4	RMC	Rear	0mm	\	14.81	15.50	0.489	0.57	0.231	0.29	0.09
0	Body	F	WCDMA 1900	9400	1880	RMC	Rear	0mm	F.3	15.03	15.50	0.548	0.61	0.256	0.29	0.09
0	Body	F	WCDMA 1900	9538	1907.6	RMC	Rear	0mm	\	15.22	15.50	0.506	0.54	0.239	0.29	0.09
0	Body	F	WCDMA 1900	9400	1880	RMC	Right	0mm	\	15.03	15.50	0.071	0.08	0.031	0.03	-0.17
0	Body	F	WCDMA 1900	9400	1880	RMC	Top	0mm	\	15.03	15.50	0.339	0.38	0.141	0.16	-0.03
0	Body	F	WCDMA 1900	9400	1880	RMC	Rear	24mm	\	23.81	25.00	0.319	0.42	0.194	0.26	0.14
0	Body	F	WCDMA 1900	9262	1852.4	RMC	Right	7mm	\	23.57	25.00	0.307	0.43	0.174	0.24	0.09
0	Body	F	WCDMA 1900	9400	1880	RMC	Right	7mm	\	23.81	25.00	0.365	0.48	0.205	0.27	0.09
0	Body	F	WCDMA 1900	9538	1907.6	RMC	Right	7mm	\	23.99	25.00	0.312	0.39	0.186	0.23	0.09
0	Body	F	WCDMA 1900	9400	1880	RMC	Top	24mm	\	23.81	25.00	0.357	0.47	0.203	0.27	0.11
0	Body	F	LTE Band2	18700	1860	1RB-Middle	Rear	0mm	\	14.08	15.00	0.677	0.84	0.301	0.37	0.09
0	Body	F	LTE Band2	18900	1880	1RB-Middle	Rear	0mm	F.4	14.27	15.00	0.716	0.85	0.333	0.39	0.09
0	Body	F	LTE Band2	19100	1900	1RB-Middle	Rear	0mm	\	14.17	15.00	0.654	0.79	0.286	0.35	0.09
0	Body	F	LTE Band2	18900	1880	1RB-Middle	Right	0mm	\	14.27	15.00	0.132	0.16	0.065	0.07	-0.05
0	Body	F	LTE Band2	18900	1880	1RB-Middle	Top	0mm	\	14.27	15.00	0.549	0.65	0.248	0.29	0.18
0	Body	F	LTE Band2	18900	1880	50RB-Middle	Rear	0mm	\	14.38	15.00	0.646	0.75	0.328	0.38	0.14
0	Body	F	LTE Band2	18900	1880	50RB-Middle	Right	0mm	\	14.38	15.00	0.096	0.11	0.045	0.05	-0.17
0	Body	F	LTE Band2	18900	1880	50RB-Middle	Top	0mm	\	14.38	15.00	0.393	0.45	0.160	0.18	0.17
0	Body	F	LTE Band2	18900	1880	100RB	Rear	0mm	\	14.15	15.00	0.617	0.75	0.276	0.34	0.17
0	Body	F	LTE Band2	18900	1880	1RB-Middle	Rear	0mm	\	11.25	12.00	0.339	0.40	0.145	0.17	-0.05
0	Body	F	LTE Band2	18900	1880	1RB-Middle	Right	0mm	\	11.25	12.00	0.043	0.05	0.018	0.02	-0.05
0	Body	F	LTE Band2	18900	1880	1RB-Middle	Top	0mm	\	11.25	12.00	0.236	0.28	0.092	0.11	0.01
0	Body	F	LTE Band2	18900	1880	50RB-Middle	Rear	0mm	\	11.03	12.00	0.313	0.39	0.135	0.17	0.10
0	Body	F	LTE Band2	18900	1880	50RB-Middle	Right	0mm	\	11.03	12.00	0.132	<0.01	<0.01	<0.01	-0.15
0	Body	F	LTE Band2	18900	1880	50RB-Middle	Top	0mm	\	11.03	12.00	0.228	0.29	0.087	0.11	-0.17
0	Body	F	LTE Band2	18900	1880	1RB-Middle	Rear	24mm	\	24.34	25.20	0.110	0.13	0.067	0.08	0.04
0	Body	F	LTE Band2	18900	1880	1RB-Middle	Right	7mm	\	24.34	25.20	0.386	0.47	0.219	0.27	-0.09
0	Body	F	LTE Band2	18900	1880	1RB-Middle	Top	24mm	\	24.34	25.20	0.148	0.18	0.089	0.11	-0.01
0	Body	F	LTE Band2	18900	1880	50RB-Middle	Rear	24mm	\	23.44	24.20	0.159	0.19	0.098	0.12	-0.08
0	Body	F	LTE Band2	18900	1880	50RB-Middle	Right	7mm	\	23.44	24.20	0.331	0.39	0.188	0.22	0.05
0	Body	F	LTE Band2	18900	1880	50RB-Middle	Top	24mm	\	23.44	24.20	0.116	0.14	0.071	0.08	0.06
0	Body	F	LTE Band4	20175	1732.5	1RB-Middle	Rear	0mm	F.5	14.90	15.50	0.691	0.79	0.335	0.38	0.08
0	Body	F	LTE Band4	20175	1732.5	1RB-Middle	Right	0mm	\	14.90	15.50	0.098	0.11	0.057	0.07	-0.09
0	Body	F	LTE Band4	20175	1732.5	1RB-Middle	Top	0mm	\	14.90	15.50	0.291	0.33	0.148	0.17	-0.08
0	Body	F	LTE Band4	20175	1732.5	50RB-Middle	Rear	0mm	\	14.97	15.50	0.649	0.73	0.333	0.38	0.13
0	Body	F	LTE Band4	20175	1732.5	50RB-Middle	Right	0mm	\	14.97	15.50	0.105	0.12	0.060	0.07	0.12
0	Body	F	LTE Band4	20175	1732.5	50RB-Middle	Top	0mm	\	14.97	15.50	0.349	0.39	0.171	0.19	0.03
0	Body	F	LTE Band4	20175	1732.5	1RB-Middle	Rear	0mm	\	11.26	12.50	0.281	0.37	0.127	0.17	0.13
0	Body	F	LTE Band4	20175	1732.5	1RB-Middle	Right	0mm	\	11.26	12.50	0.043	0.06	0.021	0.03	0.18
0	Body	F	LTE Band4	20175	1732.5	1RB-Middle	Top	0mm	\	11.26	12.50	0.126	0.17	0.056	0.07	0.16
0	Body	F	LTE Band4	20175	1732.5	50RB-Middle	Rear	0mm	\	11.38	12.50	0.235	0.30	0.113	0.15	-0.10
0	Body	F	LTE Band4	20175	1732.5	50RB-Middle	Right	0mm	\	11.38	12.50	0.044	0.06	0.023	0.03	0.07
0	Body	F	LTE Band4	20175	1732.5	50RB-Middle	Top	0mm	\	11.38	12.50	0.109	0.14	0.049	0.06	0.18
0	Body	F	LTE Band4	20175	1732.5	1RB-Middle	Rear	24mm	\	24.37	25.20	0.176	0.21	0.112	0.14	-0.10
0	Body	F	LTE Band4	20175	1732.5	1RB-Middle	Right	7mm	\	24.37	25.20	0.461	0.56	0.271	0.33	0.04
0	Body	F	LTE Band4	20175	1732.5	1RB-Middle	Top	24mm	\	24.37	25.20	0.213	0.26	0.135	0.16	0.01
0	Body	F	LTE Band4	20175	1732.5	50RB-Middle	Rear	24mm	\	23.39	24.20	0.165	0.20	0.106	0.13	-0.15
0	Body	F	LTE Band4	20175	1732.5	50RB-Middle	Right	7mm	\	23.39	24.20	0.326	0.39	0.194	0.23	0.19
0	Body	F	LTE Band4	20175	1732.5	50RB-Middle	Top	24mm	\	23.39	24.20	0.150	0.18	0.097	0.12	0.07
0	Body	F	LTE Band5	20525	836.5	1RB-Middle	Rear	0mm	\	18.99	19.50	0.442	0.50	0.262	0.29	-0.18
0	Body	F	LTE Band5	20600	844	1RB-Middle	Right	0mm	\	18.93	19.50	0.609	0.69	0.228	0.26	0.03
0	Body	F	LTE Band5	20525	836.5	1RB-Middle	Right	0mm	F.6	18.99	19.50	0.640	0.72	0.270	0.30	0.11
0	Body	F	LTE Band5	20450	829	1RB-Middle	Right	0mm	\	18.83	19.50	0.510	0.60	0.238	0.28	-0.15
0	Body	F	LTE Band5	20525	836.5	1RB-Middle	Top	0mm	\	18.99	19.50	0.198	0.22	0.119	0.13	-0.15
0	Body	F	LTE Band5	20525	836.5	25RB-Middle	Rear	0mm	\	18.94	19.50	0.445	0.51	0.261	0.30	0.11
0	Body	F	LTE Band5	20525	836.5	25RB-Middle	Right	0mm	\	18.94	19.50	0.515	0.59	0.207	0.24	-0.08
0	Body	F	LTE Band5	20525	836.5	25RB-Middle	Top	0mm	\	18.94	19.50	0.209	0.24	0.128	0.15	-0.17
0	Body	F	LTE Band5	20525	836.5	50RB	Right	0mm	\	18.92	19.50	0.625	0.71	0.239	0.27	-0.08
0	Body	F	LTE Band5	20525	836.5	1RB-Middle	Rear	0mm	\	15.58	16.50	0.266	0.25	0.108	0.13	-0.04
0	Body	F	LTE Band5	20525	836.5	1RB-Middle	Right	0mm	\	15.58	16.50	0.272	0.34	0.118	0.15	0.01
0	Body	F	LTE Band5	20525	836.5	1RB-Middle	Top	0mm	\	15.58	16.50	0.104	0.13	0.060	0.07	-0.08
0	Body	F	LTE Band5	20525	836.5	25RB-Middle	Rear	0mm	\	15.44	16.50	0.200	0.26	0.095	0.12	0.17
0	Body	F	LTE Band5	20525	836.5	25RB-Middle	Right	0mm	\	15.44	16.50	0.241	0.31			



No.23T04Z70506-01

1	Body	F	LTE Band7	21100	2535	1RB-Middle	Rear	0mm	\	F.7	9.82	10.00	0.560	0.58	0.210	0.22	0.09
1	Body	F	LTE Band7	21100	2535	1RB-Middle	Top	0mm	\		9.82	10.00	0.115	0.12	0.050	0.05	-0.07
1	Body	F	LTE Band7	21100	2535	50RB-Middle	Rear	0mm	\		9.79	10.00	0.508	0.53	0.203	0.21	-0.11
1	Body	F	LTE Band7	21100	2535	50RB-Middle	Top	0mm	\		9.79	10.00	0.123	0.13	0.048	0.05	0.03
1	Body	F	LTE Band7	21100	2535	1RB-Middle	Rear	0mm	\		6.07	7.00	0.175	0.22	0.069	0.09	-0.13
1	Body	F	LTE Band7	21100	2535	1RB-Middle	Top	0mm	\		6.07	7.00	0.040	0.05	0.021	0.03	-0.16
1	Body	F	LTE Band7	21100	2535	50RB-Middle	Rear	0mm	\		6.01	7.00	0.167	0.21	0.067	0.08	-0.02
1	Body	F	LTE Band7	21100	2535	50RB-Middle	Top	0mm	\		6.01	7.00	0.026	0.03	0.014	0.02	0.15
1	Body	F	LTE Band7	21100	2535	1RB-Middle	Rear	24mm	\		24.11	25.00	0.105	0.13	0.056	0.07	-0.09
1	Body	F	LTE Band7	21100	2535	1RB-Middle	Top	24mm	\		24.11	25.00	0.131	0.16	0.073	0.09	-0.17
1	Body	F	LTE Band7	21100	2535	50RB-Middle	Rear	24mm	\		23.29	24.00	0.090	0.11	0.049	0.06	0.11
1	Body	F	LTE Band7	21100	2535	50RB-Middle	Top	24mm	\		23.29	24.00	0.119	0.14	0.066	0.08	-0.05
0	Body	F	LTE Band12	23095	707.5	1RB-Middle	Rear	0mm	\	F.8	19.68	20.05	0.561	0.61	0.312	0.34	0.02
0	Body	F	LTE Band12	23095	707.5	1RB-Middle	Right	0mm	\		19.68	20.05	0.386	0.42	0.150	0.16	-0.08
0	Body	F	LTE Band12	23095	707.5	1RB-Middle	Top	0mm	\		19.68	20.05	0.244	0.27	0.113	0.12	0.16
0	Body	F	LTE Band12	23095	707.5	25RB-Middle	Rear	0mm	\		19.69	20.05	0.533	0.58	0.297	0.32	0.05
0	Body	F	LTE Band12	23095	707.5	25RB-Middle	Right	0mm	\		19.69	20.05	0.442	0.48	0.156	0.17	0.05
0	Body	F	LTE Band12	23095	707.5	25RB-Middle	Top	0mm	\		19.69	20.05	0.320	0.35	0.123	0.13	-0.03
0	Body	F	LTE Band12	23095	707.5	1RB-Middle	Rear	0mm	\		17.14	17.50	0.313	0.34	0.151	0.16	-0.17
0	Body	F	LTE Band12	23095	707.5	1RB-Middle	Right	0mm	\		17.14	17.50	0.224	0.24	0.075	0.08	-0.15
0	Body	F	LTE Band12	23095	707.5	1RB-Middle	Top	0mm	\		17.14	17.50	0.094	0.10	0.036	0.04	0.02
0	Body	F	LTE Band12	23095	707.5	25RB-Middle	Rear	0mm	\		16.73	17.50	0.277	0.33	0.149	0.18	0.07
0	Body	F	LTE Band12	23095	707.5	25RB-Middle	Right	0mm	\		16.73	17.50	0.154	0.18	0.070	0.08	0.16
0	Body	F	LTE Band12	23095	707.5	25RB-Middle	Top	0mm	\		16.73	17.50	0.189	0.23	0.071	0.08	0.13
0	Body	F	LTE Band12	23095	707.5	1RB-Middle	Rear	24mm	\		24.12	25.20	0.096	0.12	0.069	0.09	-0.18
0	Body	F	LTE Band12	23095	707.5	1RB-Middle	Right	7mm	\		24.12	25.20	0.276	0.35	0.189	0.24	-0.03
0	Body	F	LTE Band12	23095	707.5	1RB-Middle	Top	24mm	\		24.12	25.20	<-0.01	<-0.01	<-0.01	<-0.01	\
0	Body	F	LTE Band12	23095	707.5	25RB-Middle	Rear	24mm	\		23.17	25.20	0.064	0.10	0.047	0.08	0.02
0	Body	F	LTE Band12	23095	707.5	25RB-Middle	Right	7mm	\		23.17	25.20	0.181	0.29	0.123	0.20	0.16
0	Body	F	LTE Band12	23095	707.5	25RB-Middle	Top	24mm	\		23.17	25.20	<-0.01	<-0.01	<-0.01	<-0.01	\
0	Body	F	LTE Band13	23230	782	1RB-Middle	Rear	0mm	\	F.9	19.03	19.50	0.699	0.78	0.349	0.39	0.07
0	Body	F	LTE Band13	23230	782	1RB-Middle	Right	0mm	\		19.03	19.50	0.597	0.67	0.262	0.29	-0.03
0	Body	F	LTE Band13	23230	782	1RB-Middle	Top	0mm	\		19.03	19.50	0.275	0.31	0.171	0.19	0.07
0	Body	F	LTE Band13	23230	782	25RB-Middle	Rear	0mm	\		18.96	19.50	0.654	0.74	0.318	0.36	0.00
0	Body	F	LTE Band13	23230	782	25RB-Middle	Right	0mm	\		18.96	19.50	0.571	0.65	0.236	0.27	0.01
0	Body	F	LTE Band13	23230	782	25RB-Middle	Top	0mm	\		18.96	19.50	0.286	0.32	0.172	0.19	-0.01
0	Body	F	LTE Band13	23230	782	1RB-Middle	Rear	0mm	\		15.68	16.50	0.236	0.29	0.126	0.15	0.04
0	Body	F	LTE Band13	23230	782	1RB-Middle	Right	0mm	\		15.68	16.50	0.147	0.18	0.075	0.09	-0.06
0	Body	F	LTE Band13	23230	782	1RB-Middle	Top	0mm	\		15.68	16.50	0.120	0.14	0.050	0.06	-0.04
0	Body	F	LTE Band13	23230	782	25RB-Middle	Rear	0mm	\		15.57	16.50	0.144	0.18	0.066	0.08	-0.09
0	Body	F	LTE Band13	23230	782	25RB-Middle	Right	0mm	\		15.57	16.50	0.165	0.20	0.077	0.10	-0.17
0	Body	F	LTE Band13	23230	782	25RB-Middle	Top	0mm	\		15.57	16.50	0.128	0.16	0.056	0.07	-0.10
0	Body	F	LTE Band13	23230	782	1RB-Middle	Rear	24mm	\		24.15	25.20	0.128	0.16	0.097	0.12	0.18
0	Body	F	LTE Band13	23230	782	1RB-Middle	Right	7mm	\		24.15	25.20	0.403	0.51	0.271	0.35	0.02
0	Body	F	LTE Band13	23230	782	1RB-Middle	Top	24mm	\		24.15	25.20	0.064	0.08	0.048	0.06	-0.17
0	Body	F	LTE Band13	23230	782	25RB-Middle	Rear	24mm	\		23.29	24.20	0.112	0.14	0.084	0.10	-0.04
0	Body	F	LTE Band13	23230	782	25RB-Middle	Right	7mm	\		23.29	24.20	0.386	0.48	0.264	0.33	-0.05
0	Body	F	LTE Band13	23230	782	25RB-Middle	Top	24mm	\		23.29	24.20	<-0.01	<-0.01	<-0.01	<-0.01	\
0	Body	F	LTE Band14	23330	793	1RB-Middle	Rear	0mm	\	F.10	18.94	19.50	0.734	0.84	0.348	0.40	0.03
0	Body	F	LTE Band14	23330	793	1RB-Middle	Right	0mm	\		18.94	19.50	0.666	0.76	0.244	0.28	0.00
0	Body	F	LTE Band14	23330	793	1RB-Middle	Top	0mm	\		18.94	19.50	0.229	0.26	0.146	0.17	-0.13
0	Body	F	LTE Band14	23330	793	25RB-Middle	Rear	0mm	\		18.88	19.50	0.689	0.80	0.343	0.40	-0.01
0	Body	F	LTE Band14	23330	793	25RB-Middle	Right	0mm	\		18.88	19.50	0.679	0.78	0.241	0.28	-0.09
0	Body	F	LTE Band14	23330	793	25RB-Middle	Top	0mm	\		18.88	19.50	0.346	0.40	0.152	0.18	0.05
0	Body	F	LTE Band14	23330	793	50RB	Rear	0mm	\		18.76	19.50	0.536	0.64	0.275	0.33	0.02
0	Body	F	LTE Band14	23330	793	1RB-Middle	Rear	0mm	\		15.94	16.50	0.322	0.37	0.154	0.18	0.02
0	Body	F	LTE Band14	23330	793	1RB-Middle	Right	0mm	\		15.87	16.50	0.270	0.31	0.106	0.12	-0.13
0	Body	F	LTE Band14	23330	793	1RB-Middle	Top	0mm	\		15.87	16.50	0.190	0.22	0.092	0.11	0.17
0	Body	F	LTE Band14	23330	793	25RB-Middle	Rear	0mm	\		15.82	16.50	0.313	0.37	0.151	0.18	0.06
0	Body	F	LTE Band14	23330	793	25RB-Middle	Right	0mm	\		15.82	16.50	0.268	0.31	0.102	0.12	0.00
0	Body	F	LTE Band14	23330	793	25RB-Middle	Top	0mm	\		15.82	16.50	0.190	0.22	0.090	0.11	-0.04
0	Body	F	LTE Band14	23330	793	1RB-Middle	Rear	24mm	\		24.16	25.20	0.117	0.15	0.085	0.11	-0.15
0	Body	F	LTE Band14	23330	793	1RB-Middle	Right	7mm	\		24.16	25.20	0.390	0.50	0.263	0.33	-0.01
0	Body	F	LTE Band14	23330	793	1RB-Middle	Top	24mm	\		24.16	25.20	0.052	0.07	0.038	0.05	0.11
0	Body	F	LTE Band14	23330	793	25RB-Middle	Rear	24mm	\		24.19	25.20	0.071	0.09	0.052	0.07	-0.02
0	Body	F	LTE Band14	23330	793	25RB-Middle	Right	7mm	\		24.19	25.20	0.316	0.40	0.210	0.26	0.10
0	Body	F	LTE Band14	23330	793	25RB-Middle	Top	24mm	\		24.19	25.20	0.048	0.06	0.035	0.04	0.04
0	Body	F	LTE Band25	26365	1882.5	1RB-Middle	Rear	0mm	\	F.11	14.10	15.00	0.664	0.82	0.303	0.37	0.04
0	Body	F	LTE Band25	26365	1882.5	1RB-Middle	Right	0mm	\		14.10	15.00	0.495	0.61	0.237	0.29	0.13
0	Body	F	LTE Band25	26365	1882.5	1RB-Middle	Top	0mm	\		14.10	15.00	0.378	0.47	0.167	0.21	-0.18
0	Body	F	LTE Band25	26365	1882.5	50RB-Middle	Rear	0mm	\		14.12	15.00	0.635	0.78	0.296	0.36	-0.11
0	Body	F	LTE Band25	26365	1882.5	50RB-Middle	Right	0mm	\		14.12	15.00	0.468	0.57	0.224	0.27	-0.16
0	Body	F	LTE Band25	26365	1882.5	50RB-Middle	Top	0mm	\		14.12	15.00	0.483	0.59	0.228	0.28	-0.15
0	Body	F	LTE Band25	26365	1882.5	100RB	Rear	0mm	\		14.01	15.00	0.562	0.71	0.288	0.36	0.04
0	Body	F	LTE Band25	26365	1882.5	1RB-Middle	Rear	0mm	\		10.73	12.00	0.226	0.30	0.106	0.14	0.00
0	Body	F	LTE Band25	26365	1882.5	1RB-Middle	Right	0mm	\		10.73	12.00	0.021	0.03	0.011	0.01	-0.06
0	Body	F	LTE Band25	26365	1882.5	1RB-Middle	Top	0mm	\		10.73	12.00	0.117	0.16	0.057	0.08	-0.14
0	Body	F	LTE Band25	26365	1882.5	50RB-Middle	Rear	0mm	\		10.94	12.00	0.177	0.23	0.091	0.12	-0.19
0	Body	F	LTE Band25	26365	1882.5	50RB-Middle	Right	0mm	\		10.94	12.00	0.025	0.03	0.014	0.02	0.01
0	Body	F	LTE Band25	26365	1882.5	50RB-Middle	Top	0mm	\		10.94	12.00	0.115	0.15	0.058	0.07	0.06
0	Body	F	LTE Band25	26365	1882.5	1RB-Middle	Rear	24mm	\		24.19	25.20	0.266	0.34	0.163	0.21	0.02
0	Body	F	LTE Band25	26365	1882.5	1RB-Middle	Right	7mm	\		24.19	25.20	0.379	0.48	0.214	0.27	-0.11
0	Body	F	LTE Band25	2													



No.23T04Z70506-01

1	Body	F	LTE Band30	27710	2310	1RB-Middle	Rear	0mm	F.13	11.56	12.00	0.672	0.74	0.272	0.30	0.04
1	Body	F	LTE Band30	27710	2310	1RB-Middle	Right	0mm	\	11.56	12.00	0.659	0.07	0.023	0.03	0.00
1	Body	F	LTE Band30	27710	2310	1RB-Middle	Top	0mm	\	11.56	12.00	0.158	0.17	0.066	0.07	-0.11
1	Body	F	LTE Band30	27710	2310	25RB-Middle	Rear	0mm	\	11.54	12.00	0.524	0.58	0.202	0.22	-0.06
1	Body	F	LTE Band30	27710	2310	25RB-Middle	Right	0mm	\	11.54	12.00	0.057	0.06	0.023	0.03	-0.15
1	Body	F	LTE Band30	27710	2310	25RB-Middle	Top	0mm	\	11.54	12.00	0.105	0.12	0.047	0.05	0.03
1	Body	F	LTE Band30	27710	2310	1RB-Middle	Rear	0mm	\	8.37	9.00	0.295	0.34	0.120	0.14	0.11
1	Body	F	LTE Band30	27710	2310	1RB-Middle	Right	0mm	\	8.37	9.00	<0.01	<0.01	<0.01	<0.01	\
1	Body	F	LTE Band30	27710	2310	1RB-Middle	Top	0mm	\	8.37	9.00	0.053	0.06	0.023	0.03	-0.13
1	Body	F	LTE Band30	27710	2310	25RB-Middle	Rear	0mm	\	8.49	9.00	0.274	0.31	0.103	0.12	0.16
1	Body	F	LTE Band30	27710	2310	25RB-Middle	Right	0mm	\	8.49	9.00	<0.01	<0.01	<0.01	<0.01	\
1	Body	F	LTE Band30	27710	2310	25RB-Middle	Top	0mm	\	8.49	9.00	0.056	0.06	0.024	0.03	-0.15
1	Body	F	LTE Band30	27710	2310	1RB-Middle	Rear	24mm	\	24.31	25.20	0.132	0.16	0.091	0.11	-0.02
1	Body	F	LTE Band30	27710	2310	1RB-Middle	Right	7mm	\	24.31	25.20	0.224	0.27	0.125	0.15	0.07
1	Body	F	LTE Band30	27710	2310	1RB-Middle	Top	24mm	\	24.31	25.20	0.143	0.18	0.094	0.12	-0.09
1	Body	F	LTE Band30	27710	2310	25RB-Middle	Rear	24mm	\	23.29	24.20	0.121	0.15	0.080	0.10	0.14
1	Body	F	LTE Band30	27710	2310	25RB-Middle	Right	7mm	\	23.29	24.20	0.138	0.17	0.089	0.11	0.10
1	Body	F	LTE Band30	27710	2310	25RB-Middle	Top	24mm	\	23.29	24.20	0.140	0.17	0.092	0.11	-0.09
4	Body	F	LTE Band41 PC2	40620	2593	1RB-Middle	Rear	0mm	\	14.39	14.50	0.498	0.51	0.196	0.20	0.17
4	Body	F	LTE Band41 PC2	40620	2593	1RB-Middle	Top	0mm	\	14.39	14.50	0.418	0.43	0.184	0.19	0.07
4	Body	F	LTE Band41 PC2	40620	2593	50RB-Middle	Rear	0mm	\	16.46	14.50	0.369	0.23	0.171	0.11	0.07
4	Body	F	LTE Band41 PC2	40620	2593	50RB-Middle	Top	0mm	\	16.46	14.50	0.386	0.25	0.177	0.11	-0.09
4	Body	F	LTE Band41 PC2	40620	2593	1RB-Middle	Rear	0mm	ULCA 41C	14.39	14.50	0.463	0.47	0.193	0.20	0.08
4	Body	F	LTE Band41 PC2	40620	2593	1RB-Middle	Rear	24mm	\	26.97	27.50	0.139	0.15	0.077	0.08	-0.16
4	Body	F	LTE Band41 PC2	40620	2593	1RB-Middle	Top	24mm	\	26.97	27.50	0.225	0.24	0.125	0.13	0.06
4	Body	F	LTE Band41 PC2	40620	2593	50RB-Middle	Rear	24mm	\	26.17	26.50	0.131	0.14	0.072	0.08	-0.18
4	Body	F	LTE Band41 PC2	40620	2593	50RB-Middle	Top	24mm	\	26.17	26.50	0.139	0.15	0.079	0.09	-0.07
4	Body	F	LTE Band41 PC3	40620	2593	1RB-Middle	Rear	0mm	F.14	14.43	14.50	0.656	0.67	0.262	0.27	0.09
4	Body	F	LTE Band41 PC3	40620	2593	1RB-Middle	Top	0mm	\	14.43	14.50	0.583	0.59	0.235	0.24	0.07
4	Body	F	LTE Band41 PC3	40620	2593	50RB-Middle	Rear	0mm	\	14.41	14.50	0.607	0.62	0.239	0.24	0.11
4	Body	F	LTE Band41 PC3	40620	2593	50RB-Middle	Top	0mm	\	14.41	14.50	0.594	0.61	0.224	0.23	-0.08
4	Body	F	LTE Band41 PC3	40620	2593	1RB-Middle	Rear	0mm	ULCA 41C	14.43	14.50	0.633	0.64	0.247	0.25	0.12
4	Body	F	LTE Band41 PC3	40620	2593	1RB-Middle	Rear	24mm	\	24.25	24.50	0.114	0.12	0.062	0.07	-0.10
4	Body	F	LTE Band41 PC3	40620	2593	1RB-Middle	Top	24mm	\	24.25	24.50	0.173	0.18	0.096	0.10	-0.04
4	Body	F	LTE Band41 PC3	40620	2593	50RB-Middle	Rear	24mm	\	23.28	23.50	0.069	0.07	0.036	0.04	-0.01
4	Body	F	LTE Band41 PC3	40620	2593	50RB-Middle	Top	24mm	\	23.28	23.50	0.125	0.13	0.070	0.07	-0.09
1	Body	F	LTE Band41 PC3	40620	2593	1RB-Middle	Rear	0mm	\	10.58	11.00	0.719	0.73	0.283	0.31	0.09
1	Body	F	LTE Band41 PC3	40620	2593	1RB-Middle	Top	0mm	\	10.58	11.00	0.274	0.30	0.097	0.11	0.16
1	Body	F	LTE Band41 PC3	40620	2593	50RB-Middle	Rear	0mm	\	10.54	11.00	0.647	0.72	0.272	0.30	0.02
1	Body	F	LTE Band41 PC3	40620	2593	50RB-Middle	Top	0mm	\	10.54	11.00	0.292	0.32	0.112	0.12	-0.11
1	Body	F	LTE Band41 PC3	40620	2593	1RB-Middle	Rear	24mm	\	23.31	24.50	0.448	0.59	0.245	0.32	0.12
1	Body	F	LTE Band41 PC3	40620	2593	1RB-Middle	Top	24mm	\	23.31	24.50	0.538	0.71	0.300	0.39	0.04
1	Body	F	LTE Band41 PC3	40620	2593	50RB-Middle	Rear	24mm	\	23.24	24.50	0.451	0.60	0.248	0.33	0.14
1	Body	F	LTE Band41 PC3	40620	2593	50RB-Middle	Top	24mm	\	23.24	24.50	0.520	0.70	0.296	0.40	0.06
0	Body	F	LTE Band66	132322	1745	1RB-Middle	Rear	0mm	F.15	14.71	15.50	0.728	0.87	0.358	0.43	0.04
0	Body	F	LTE Band66	132322	1745	1RB-Middle	Right	0mm	\	14.71	15.50	0.128	0.15	0.066	0.08	-0.06
0	Body	F	LTE Band66	132322	1745	1RB-Middle	Top	0mm	\	14.71	15.50	0.338	0.41	0.175	0.21	-0.17
0	Body	F	LTE Band66	132322	1745	50RB-Middle	Rear	0mm	\	14.89	15.50	0.659	0.76	0.348	0.40	-0.01
0	Body	F	LTE Band66	132322	1745	50RB-Middle	Right	0mm	\	14.89	15.50	0.108	0.12	0.056	0.06	-0.11
0	Body	F	LTE Band66	132322	1745	50RB-Middle	Top	0mm	\	14.89	15.50	0.272	0.31	0.137	0.16	0.14
0	Body	F	LTE Band66	132322	1745	1RB-Middle	Rear	0mm	\	14.57	15.50	0.678	0.84	0.322	0.40	0.04
0	Body	F	LTE Band66	132322	1745	1RB-Middle	Rear	0mm	\	11.34	12.50	0.309	0.40	0.136	0.18	-0.05
0	Body	F	LTE Band66	132322	1745	1RB-Middle	Right	0mm	\	11.34	12.50	0.042	0.05	0.022	0.03	0.03
0	Body	F	LTE Band66	132322	1745	1RB-Middle	Top	0mm	\	11.34	12.50	0.115	0.15	0.053	0.07	0.10
0	Body	F	LTE Band66	132322	1745	50RB-Middle	Rear	0mm	\	11.44	12.50	0.289	0.37	0.131	0.17	0.16
0	Body	F	LTE Band66	132322	1745	50RB-Middle	Right	0mm	\	11.44	12.50	0.040	0.05	0.021	0.03	-0.06
0	Body	F	LTE Band66	132322	1745	50RB-Middle	Top	0mm	\	11.44	12.50	0.118	0.15	0.058	0.07	0.02
0	Body	F	LTE Band66	132322	1745	1RB-Middle	Rear	24mm	\	24.13	25.20	0.269	0.34	0.169	0.22	-0.16
0	Body	F	LTE Band66	132322	1745	1RB-Middle	Right	7mm	\	24.13	25.20	0.464	0.59	0.272	0.35	-0.07
0	Body	F	LTE Band66	132322	1745	1RB-Middle	Top	24mm	\	24.13	25.20	0.179	0.23	0.110	0.14	0.05
0	Body	F	LTE Band66	132322	1745	50RB-Middle	Rear	24mm	\	23.29	24.20	0.269	0.33	0.167	0.21	-0.03
0	Body	F	LTE Band66	132322	1745	50RB-Middle	Right	7mm	\	23.29	24.20	0.201	0.25	0.114	0.14	0.17
0	Body	F	LTE Band66	132322	1745	50RB-Middle	Top	24mm	\	23.29	24.20	0.155	0.19	0.095	0.12	-0.15
0	Body	F	LTE Band71	133322	688	1RB-Middle	Rear	0mm	F.16	20.16	21.00	0.478	0.58	0.250	0.30	0.12
0	Body	F	LTE Band71	133322	688	1RB-Middle	Right	0mm	\	20.16	21.00	0.244	0.30	0.102	0.12	0.16
0	Body	F	LTE Band71	133322	688	1RB-Middle	Top	0mm	\	20.16	21.00	0.185	0.22	0.100	0.12	0.05
0	Body	F	LTE Band71	133322	688	50RB-Middle	Rear	0mm	\	20.17	21.00	0.425	0.51	0.229	0.28	-0.06
0	Body	F	LTE Band71	133322	688	50RB-Middle	Right	0mm	\	20.17	21.00	0.283	0.34	0.115	0.14	-0.13
0	Body	F	LTE Band71	133322	688	50RB-Middle	Top	0mm	\	20.17	21.00	0.178	0.22	0.087	0.11	-0.01
0	Body	F	LTE Band71	133322	688	1RB-Middle	Rear	0mm	\	16.74	18.00	0.144	0.19	0.072	0.10	0.17
0	Body	F	LTE Band71	133322	688	1RB-Middle	Right	0mm	\	16.74	18.00	0.091	0.12	0.036	0.05	-0.11
0	Body	F	LTE Band71	133322	688	1RB-Middle	Top	0mm	\	16.74	18.00	0.071	0.09	0.026	0.03	0.19
0	Body	F	LTE Band71	133322	688	50RB-Middle	Rear	0mm	\	16.70	18.00	0.141	0.19	0.071	0.10	-0.14
0	Body	F	LTE Band71	133322	688	50RB-Middle	Right	0mm	\	16.70	18.00	0.094	0.13	0.035	0.05	-0.18
0	Body	F	LTE Band71	133322	688	50RB-Middle	Top	0mm	\	16.70	18.00	0.073	0.10	0.027	0.04	-0.06
0	Body	F	LTE Band71	133322	688	1RB-Middle	Rear	24mm	\	24.52	25.20	0.050	0.06	0.037	0.04	0.02
0	Body	F	LTE Band71	133322	688	1RB-Middle	Right	7mm	\	24.52	25.20	0.176	0.21	0.120	0.14	-0.16
0	Body	F	LTE Band71	133322	688	1RB-Middle	Top	24mm	\	24.52	25.20	<0.01	<0.01	<0.01	<0.01	\
0	Body	F	LTE Band71	133322	688	50RB-Middle	Rear	24mm	\	23.45	24.20	0.041	0.05	0.030	0.04	0.16
0	Body	F	LTE Band71	133322	688	50RB-Middle	Right	7mm	\	23.45	24.20	0.116	0.14	0.080	0.10	0.01
0	Body	F	LTE Band71	133322	688	50RB-Middle	Top	24mm	\	23.45	24.20	<0.01	<0.01	<0.01	<0.01	\

ENDC-LTE

ANT	RF Exposure Conditions	Frequency Band	Channel Number	Frequency (MHz)	Mode	Test setup	Distance	Figure No.	EUT Measured Power (dBm)	Tune up (dBm)	Measured SAR 1g (W/kg)	Calculated SAR 1g (W/kg)	Measured SAR 10g (W/kg)	Calculated SAR 10g (W/kg)	Power Drift
4	Body	LTE Band2	18900	1880	1RB-Middle	Rear	0mm	\	9.62	10.50	0.353	0.43	0.141	0.17	-0.04
4	Body	LTE Band2	18900	1880	1RB-Middle	Left	0mm	\	9.62	10.50	0.042	0.05	0.014	0.02	0.13
4	Body	LTE Band2	18900	1880	1RB-Middle	Top	0mm	F.17	9.62	10.50	0.379	0.46	0.154	0.19	0.09
4	Body	LTE Band2	18900	1880	50RB-Middle	Rear	0mm	\	9.58	10.50	0.340	0.42	0.134	0.17	0.12
4	Body	LTE Band2	18900	1880	50RB-Middle	Left	0mm	\	9.58	10.50	0.032	0.04	0.014	0.02	0.07
4	Body	LTE Band2	18900	1880	50RB-Middle	Top	0mm	\	9.58	10.50	0.356	0.44	0.153	0.19	0.08
4	Body	LTE Band2	18900	1880	1RB-Middle	Rear	24mm	\	24.65	25.20	0.288	0.33	0.170	0.19	0.19
4	Body	LTE Band2	18900	1880	1RB-Middle	Left	10mm	\	24.65	25.20	0.203	0.23	0.119	0.14	-0.06
4	Body	LTE Band2	18900	1880	1RB-Middle	Top	24mm	\	24.65	25.20	0.529	0.60	0.313	0.36	0.03
4	Body	LTE Band2	18900	1880	50RB-Middle	Rear	24mm	\	23.65	24.20	0.306	0.35	0.180	0.20	0
4	Body	LTE Band2	18900	1880	50RB-Middle	Left	10mm	\	23.65	24.20	0.158	0.18	0.096	0.11	-0.03
4	Body	LTE Band2	18900	1880	50RB-Middle	Top	24mm	\	23.65	24.20	0.480	0.54	0.286	0.32	0.07
4	Body	LTE Band7	21100	2535	1RB-Middle	Rear	0mm	F.18	9.39	10.00	0.338	0.39	0.130	0.15	0.02
4	Body	LTE Band7	21100	2535	1RB-Middle	Left	0mm	\	9.39	10.00	<0.01	<0.01	<0.01	<0.01	\
4	Body	LTE Band7	21100	2535	1RB-Middle	Top	0mm	\	9.39	10.00	0.330	0.38	0.129	0.15	-0.12
4	Body	LTE Band7	21100	2535	50RB-Middle	Rear	0mm	\	9.35	10.00	0.330	0.38	0.126	0.15	-0.03
4	Body	LTE Band7	21100	2535	50RB-Middle	Left	0mm	\	9.35	10.00	<0.01	<0.01	<0.01	<0.01	\
4	Body	LTE Band7	21100	2535	50RB-Middle	Top	0mm	\	9.35	10.00	0.324	0.38	0.126	0.15	0.02
4	Body	LTE Band7	21100	2535	1RB-Middle	Rear	24mm	\	24.48	25.00	0.124	0.14	0.065	0.07	0.12
4	Body	LTE Band7	21100	2535	1RB-Middle	Left	10mm	\	24.48	25.00	0.046	0.05	0.026	0.03	0.02
4	Body	LTE Band7	21100	2535	1RB-Middle	Top	24mm	\	24.48	25.00	0.179	0.20	0.099	0.11	0.07
4	Body	LTE Band7	21100	2535	50RB-Middle	Rear	24mm	\	23.41	24.00	0.150	0.17	0.081	0.09	-0.03
4	Body	LTE Band7	21100	2535	50RB-Middle	Left	10mm	\	23.41	24.00	0.041	0.05	0.025	0.03	0
4	Body	LTE Band7	21100	2535	50RB-Middle	Top	24mm	\	23.41	24.00	0.167	0.19	0.098	0.11	-0.1
4	Body	LTE Band30	27710	2310	1RB-Middle	Rear	0mm	\	11.53	12.50	0.407	0.51	0.158	0.20	0.05
4	Body	LTE Band30	27710	2310	1RB-Middle	Left	0mm	\	11.53	12.50	<0.01	<0.01	<0.01	<0.01	\
4	Body	LTE Band30	27710	2310	1RB-Middle	Top	0mm	F.19	11.53	12.50	0.456	0.57	0.182	0.23	0.08
4	Body	LTE Band30	27710	2310	25RB-Middle	Rear	0mm	\	11.53	12.50	0.359	0.45	0.137	0.17	0
4	Body	LTE Band30	27710	2310	25RB-Middle	Left	0mm	\	11.53	12.50	<0.01	<0.01	<0.01	<0.01	\
4	Body	LTE Band30	27710	2310	25RB-Middle	Top	0mm	\	11.53	12.50	0.438	0.55	0.170	0.21	0.07
4	Body	LTE Band30	27710	2310	1RB-Middle	Rear	24mm	\	24.30	25.20	0.152	0.19	0.083	0.10	0.15
4	Body	LTE Band30	27710	2310	1RB-Middle	Left	10mm	\	24.30	25.20	0.073	0.09	0.044	0.05	-0.05
4	Body	LTE Band30	27710	2310	1RB-Middle	Top	24mm	\	24.30	25.20	0.251	0.31	0.142	0.17	0.08
4	Body	LTE Band30	27710	2310	25RB-Middle	Rear	24mm	\	23.41	24.20	0.120	0.14	0.065	0.08	-0.08
4	Body	LTE Band30	27710	2310	25RB-Middle	Left	10mm	\	23.41	24.20	0.069	0.08	0.041	0.05	-0.08
4	Body	LTE Band30	27710	2310	25RB-Middle	Top	24mm	\	23.41	24.20	0.238	0.29	0.134	0.16	-0.13
4	Body	LTE Band66	132322	1745	1RB-Middle	Rear	0mm	\	12.89	13.50	0.376	0.43	0.171	0.20	0.01
4	Body	LTE Band66	132322	1745	1RB-Middle	Left	0mm	\	12.89	13.50	0.184	0.21	0.082	0.09	0.01
4	Body	LTE Band66	132322	1745	1RB-Middle	Top	0mm	F.20	12.89	13.50	0.507	0.58	0.209	0.24	0.13
4	Body	LTE Band66	132322	1745	50RB-Middle	Rear	0mm	\	12.84	13.50	0.268	0.31	0.124	0.14	-0.11
4	Body	LTE Band66	132322	1745	50RB-Middle	Left	0mm	\	12.84	13.50	0.188	0.22	0.084	0.10	0.03
4	Body	LTE Band66	132322	1745	50RB-Middle	Top	0mm	\	12.84	13.50	0.478	0.56	0.206	0.24	-0.05
4	Body	LTE Band66	132322	1745	1RB-Middle	Rear	24mm	\	24.46	25.20	0.185	0.22	0.107	0.13	0.14
4	Body	LTE Band66	132322	1745	1RB-Middle	Left	10mm	\	24.46	25.20	0.366	0.43	0.217	0.26	-0.02
4	Body	LTE Band66	132322	1745	1RB-Middle	Top	24mm	\	24.46	25.20	0.200	0.24	0.114	0.14	-0.01
4	Body	LTE Band66	132322	1745	50RB-Middle	Rear	24mm	\	23.46	24.20	0.265	0.31	0.154	0.18	-0.12
4	Body	LTE Band66	132322	1745	50RB-Middle	Left	10mm	\	23.46	24.20	0.364	0.43	0.207	0.25	0.07
4	Body	LTE Band66	132322	1745	50RB-Middle	Top	24mm	\	23.46	24.20	0.193	0.23	0.110	0.13	0.09

14.2 SAR results for 5G NR NR-SA

ANT	RF Exposure Conditions	Frequency Band	Channel Number	Frequency (MHz)	Mode	Test setup	Distance	Figure No./Note	EUT Measured Power (dBm)	Tune up (dBm)	Measured SAR 1g (W/kg)	Calculated SAR 1g (W/kg)	Measured SAR 10g (W/kg)	Calculated SAR 10g (W/kg)	Power Drift
0	Body	N2	370500	1852.5	DFT-s-OFDM QPSK	Rear	0mm		11.36	13.50	0.546	0.89	0.207	0.34	-0.17
0	Body	N2	376000	1880	DFT-s-OFDM QPSK	Rear	0mm	F.21	11.71	13.50	0.618	0.93	0.261	0.39	-0.17
0	Body	N2	381500	1907.5	DFT-s-OFDM QPSK	Rear	0mm		11.46	13.50	0.578	0.92	0.234	0.37	-0.17
0	Body	N2	376000	1880	DFT-s-OFDM QPSK	Right	0mm	\	11.71	13.50	0.084	0.13	0.036	0.05	0.11
0	Body	N2	376000	1880	DFT-s-OFDM QPSK	Top	0mm	\	11.71	13.50	0.578	0.87	0.199	0.30	-0.13
0	Body	N2	376000	1880	DFT-s-OFDM QPSK	Rear	24mm	\	25.23	25.80	0.264	0.30	0.166	0.19	0.12
0	Body	N2	376000	1880	DFT-s-OFDM QPSK	Right	7mm	\	25.23	25.80	0.383	0.44	0.218	0.25	-0.03
0	Body	N2	376000	1880	DFT-s-OFDM QPSK	Top	24mm	\	25.23	25.80	0.280	0.32	0.173	0.20	-0.11
0	Body	N5	167300	836.5	DFT-s-OFDM QPSK	Rear	0mm	\	19.86	20.00	0.541	0.56	0.269	0.28	-0.17
0	Body	N5	167300	836.5	DFT-s-OFDM QPSK	Right	0mm	F.23	19.86	20.00	0.629	0.65	0.271	0.28	-0.15
0	Body	N5	167300	836.5	DFT-s-OFDM QPSK	Top	0mm	\	19.86	20.00	0.314	0.32	0.201	0.21	0.11
0	Body	N5	167300	836.5	DFT-s-OFDM QPSK	Rear	24mm	\	24.46	25.80	0.175	0.24	0.131	0.18	-0.14
0	Body	N5	167300	836.5	DFT-s-OFDM QPSK	Right	7mm	\	24.46	25.80	0.474	0.65	0.317	0.43	0.06
0	Body	N5	167300	836.5	DFT-s-OFDM QPSK	Top	24mm	\	24.46	25.80	0.114	0.16	0.081	0.11	-0.15
0	Body	N25	370000	1850	DFT-s-OFDM QPSK	Rear	0mm	\	11.70	13.50	0.470	0.71	0.209	0.32	-0.12
0	Body	N25	376500	1882.5	DFT-s-OFDM QPSK	Rear	0mm	\	12.01	13.50	0.496	0.70	0.219	0.31	-0.17
0	Body	N25	383000	1915	DFT-s-OFDM QPSK	Rear	0mm	F.24	11.99	13.50	0.543	0.77	0.236	0.33	0.19
0	Body	N25	376500	1882.5	DFT-s-OFDM QPSK	Right	0mm	\	12.01	13.50	0.056	0.08	0.028	0.04	0.08
0	Body	N25	376500	1882.5	DFT-s-OFDM QPSK	Top	0mm	\	12.01	13.50	0.294	0.41	0.128	0.18	0.14
0	Body	N25	376500	1882.5	DFT-s-OFDM QPSK	Rear	24mm	\	24.14	25.80	0.270	0.40	0.166	0.24	0.01
0	Body	N25	376500	1882.5	DFT-s-OFDM QPSK	Right	7mm	\	24.14	25.80	0.369	0.54	0.210	0.31	-0.03
0	Body	N25	376500	1882.5	DFT-s-OFDM QPSK	Top	24mm	\	24.14	25.80	0.299	0.44	0.187	0.27	0.02
4	Body	N25	376500	1882.5	DFT-s-OFDM QPSK	Rear	24mm	\	24.92	25.80	0.319	0.39	0.188	0.23	-0.01
4	Body	N25	376500	1882.5	DFT-s-OFDM QPSK	Left	10mm	\	24.92	25.80	0.169	0.21	0.103	0.13	0.09
4	Body	N25	376500	1882.5	DFT-s-OFDM QPSK	Top	24mm	F.25	24.92	25.80	0.643	0.79	0.382	0.47	0.05
0	Body	N26	166300	831.5	DFT-s-OFDM QPSK	Rear	0mm	\	19.59	20.00	0.577	0.63	0.226	0.25	0.15
0	Body	N26	166300	831.5	DFT-s-OFDM QPSK	Right	0mm	F.26	19.59	20.00	0.661	0.73	0.258	0.28	-0.13
0	Body	N26	166300	831.5	DFT-s-OFDM QPSK	Top	0mm	\	19.59	20.00	0.276	0.30	0.164	0.18	0.1
0	Body	N26	166300	831.5	DFT-s-OFDM QPSK	Rear	24mm	\	24.38	25.80	0.163	0.23	0.118	0.16	-0.04
0	Body	N26	166300	831.5	DFT-s-OFDM QPSK	Right	7mm	\	24.38	25.80	0.503	0.70	0.334	0.46	-0.09
0	Body	N26	166300	831.5	DFT-s-OFDM QPSK	Top	24mm	\	24.38	25.80	0.110	0.15	0.076	0.11	0.15
1	Body	N30	462000	2310	DFT-s-OFDM QPSK	Rear	0mm	F.27	11.69	13.00	0.715	0.97	0.289	0.39	0.09
1	Body	N30	462500	2312.5	DFT-s-OFDM QPSK	Rear	0mm	\	11.43	13.00	0.664	0.95	0.256	0.37	0
1	Body	N30	462000	2310	DFT-s-OFDM QPSK	Top	0mm	\	11.69	13.00	0.200	0.27	0.086	0.12	0.09
1	Body	N30	462000	2310	DFT-s-OFDM QPSK	Rear	24mm	\	24.47	25.80	0.212	0.29	0.218	0.30	0.08
1	Body	N30	462000	2310	DFT-s-OFDM QPSK	Top	24mm	\	24.47	25.80	0.205	0.28	0.197	0.27	-0.16
4	Body	N30	462000	2310	DFT-s-OFDM QPSK	Rear	24mm	\	24.63	25.80	0.315	0.41	0.176	0.23	0.08
4	Body	N30	462000	2310	DFT-s-OFDM QPSK	Left	10mm	\	24.63	25.80	0.144	0.19	0.087	0.11	-0.18
4	Body	N30	462000	2310	DFT-s-OFDM QPSK	Top	24mm	F.28	24.63	25.80	0.475	0.62	0.269	0.35	-0.06
4	Body	N41	518598	2592.99	DFT-s-OFDM QPSK	Rear	0mm	\	12.33	13.00	0.502	0.59	0.225	0.26	0.09
4	Body	N41	518598	2592.99	DFT-s-OFDM QPSK	Left	0mm	\	12.33	13.00	<0.01	<0.01	<0.01	<0.01	\
4	Body	N41	518598	2592.99	DFT-s-OFDM QPSK	Top	0mm	F.29	12.33	13.00	0.621	0.72	0.250	0.29	0.07
4	Body	N41	518598	2592.99	DFT-s-OFDM QPSK	Rear	24mm	\	26.94	28.00	0.131	0.17	0.067	0.09	-0.04
4	Body	N41	518598	2592.99	DFT-s-OFDM QPSK	Left	10mm	\	26.94	28.00	0.137	0.17	0.079	0.10	-0.09
4	Body	N41	518598	2592.99	DFT-s-OFDM QPSK	Top	24mm	\	26.94	28.00	0.404	0.52	0.223	0.28	0.06
0	Body	N66	355500	1777.5	DFT-s-OFDM QPSK	Rear	0mm	\	13.20	15.00	0.503	0.76	0.231	0.35	0.18
0	Body	N66	349000	1745	DFT-s-OFDM QPSK	Rear	0mm	\	13.66	15.00	0.569	0.77	0.254	0.35	0.01
0	Body	N66	342500	1712.5	DFT-s-OFDM QPSK	Rear	0mm	\	13.35	15.00	0.484	0.71	0.225	0.33	0.11
0	Body	N66	349000	1745	DFT-s-OFDM QPSK	Right	0mm	\	13.66	15.00	0.087	0.12	0.043	0.06	0.07
0	Body	N66	349000	1745	DFT-s-OFDM QPSK	Top	0mm	\	13.66	15.00	0.276	0.38	0.114	0.16	-0.03
0	Body	N66	349000	1745	DFT-s-OFDM QPSK	Rear	24mm	\	25.46	25.80	0.335	0.36	0.207	0.22	-0.05
0	Body	N66	349000	1745	DFT-s-OFDM QPSK	Right	7mm	F.30	25.46	25.80	0.716	0.77	0.416	0.45	-0.07
0	Body	N66	349000	1745	DFT-s-OFDM QPSK	Top	24mm	\	25.46	25.80	0.165	0.18	0.106	0.11	-0.03
4	Body	N66	349000	1745	DFT-s-OFDM QPSK	Rear	24mm	\	25.36	25.80	0.136	0.15	0.080	0.09	0.06
4	Body	N66	349000	1745	DFT-s-OFDM QPSK	Left	10mm	\	25.36	25.80	0.399	0.44	0.240	0.27	0.02
4	Body	N66	349000	1745	DFT-s-OFDM QPSK	Top	24mm	\	25.36	25.80	0.165	0.18	0.097	0.11	-0.06
0	Body	N70	339000	1695	DFT-s-OFDM QPSK	Rear	0mm	\	13.30	15.00	0.433	0.64	0.223	0.33	-0.15
0	Body	N70	340500	1702.5	DFT-s-OFDM QPSK	Rear	0mm	F.31	13.82	15.00	0.505	0.66	0.247	0.32	0.07
0	Body	N70	342000	1710	DFT-s-OFDM QPSK	Rear	0mm	\	13.34	15.00	0.449	0.66	0.233	0.34	-0.12
0	Body	N70	340500	1702.5	DFT-s-OFDM QPSK	Right	0mm	\	13.82	15.00	0.082	0.11	0.045	0.06	-0.16
0	Body	N70	340500	1702.5	DFT-s-OFDM QPSK	Top	0mm	\	13.82	15.00	0.250	0.33	0.119	0.16	-0.03
0	Body	N70	340500	1702.5	DFT-s-OFDM QPSK	Rear	24mm	\	23.34	25.00	0.084	0.12	0.053	0.08	0.17
0	Body	N70	340500	1702.5	DFT-s-OFDM QPSK	Right	7mm	\	23.34	25.00	0.430	0.63	0.255	0.37	-0.13
0	Body	N70	340500	1702.5	DFT-s-OFDM QPSK	Top	24mm	\	23.34	25.00	0.137	0.20	0.090	0.13	0.02



0	Body	N71	136100	680.5	DFT-s-OFDM QPSK	Rear	0mm	F.32	20.66	21.00	0.625	0.68	0.284	0.31	0.02
0	Body	N71	136100	680.5	DFT-s-OFDM QPSK	Right	0mm	\	20.66	21.00	0.488	0.53	0.140	0.15	0
0	Body	N71	136100	680.5	DFT-s-OFDM QPSK	Top	0mm	\	20.66	21.00	0.288	0.31	0.127	0.14	0.18
0	Body	N71	136100	680.5	DFT-s-OFDM QPSK	Rear	24mm	\	24.03	25.80	0.041	0.06	0.029	0.04	-0.04
0	Body	N71	136100	680.5	DFT-s-OFDM QPSK	Right	7mm	\	24.03	25.80	0.174	0.26	0.119	0.18	0.03
0	Body	N71	136100	680.5	DFT-s-OFDM QPSK	Top	24mm	\	24.03	25.80	0.040	0.06	0.031	0.05	-0.08
5	Body	N77-L	633334	3500.01	DFT-s-OFDM QPSK	Rear	0mm	F.33	9.26	10.50	0.460	0.61	0.151	0.20	0.11
5	Body	N77-L	633334	3500.01	DFT-s-OFDM QPSK	Top	0mm	\	9.26	10.50	0.166	0.22	0.057	0.08	0
5	Body	N77-L	633334	3500.01	DFT-s-OFDM QPSK	Rear	24mm	\	25.85	27.00	0.354	0.46	0.182	0.24	0.12
5	Body	N77-L	633334	3500.01	DFT-s-OFDM QPSK	Top	24mm	\	25.85	27.00	0.274	0.36	0.148	0.19	0.01
5	Body	N77-H	664666	3969.99	DFT-s-OFDM QPSK	Rear	0mm	\	9.47	10.50	0.304	0.39	0.102	0.13	0
5	Body	N77-H	664666	3969.99	DFT-s-OFDM QPSK	Top	0mm	\	9.47	10.50	0.187	0.24	0.059	0.07	0.18
5	Body	N77-H	664666	3969.99	DFT-s-OFDM QPSK	Rear	24mm	\	26.60	27.00	0.221	0.24	0.107	0.12	0.16
5	Body	N77-H	664666	3969.99	DFT-s-OFDM QPSK	Top	24mm	\	26.60	27.00	0.261	0.29	0.129	0.14	0.01
5	Body	N78-L	633334	3500.01	DFT-s-OFDM QPSK	Rear	0mm	\	9.05	10.50	0.469	0.65	0.163	0.23	0.04
5	Body	N78-L	633334	3500.01	DFT-s-OFDM QPSK	Top	0mm	\	9.05	10.50	0.247	0.34	0.071	0.10	0.06
5	Body	N78-L	633334	3500.01	DFT-s-OFDM QPSK	Rear	24mm	\	23.90	24.00	0.212	0.22	0.104	0.11	0.07
5	Body	N78-L	633334	3500.01	DFT-s-OFDM QPSK	Top	24mm	\	23.90	24.00	0.314	0.32	0.158	0.16	0.06
5	Body	N78-H	650000	3750	DFT-s-OFDM QPSK	Rear	0mm	F.34	9.28	10.50	0.552	0.73	0.176	0.23	0.03
5	Body	N78-H	650000	3750	DFT-s-OFDM QPSK	Top	0mm	\	9.28	10.50	0.246	0.33	0.076	0.10	-0.17
5	Body	N78-H	650000	3750	DFT-s-OFDM QPSK	Rear	24mm	\	23.89	24.00	0.495	0.51	0.230	0.24	0.08
5	Body	N78-H	650000	3750	DFT-s-OFDM QPSK	Top	24mm	\	23.89	24.00	0.544	0.56	0.257	0.26	0.18



NR-NSA

ANT	RF Exposure Conditions	Frequency Band	Channel Number	Frequency (MHz)	Mode	Test setup	Distance	Figure No./Note	EUT Measured Power (dBm)	Tune up (dBm)	Measured SAR 1g (W/kg)	Calculated SAR 1g (W/kg)	Measured SAR 10g (W/kg)	Calculated SAR 10g (W/kg)	Power Drift
4	Body	N2	376000	1880	DFT-s-OFDM QPSK	Rear	0mm	\	10.43	11.00	0.399	0.45	0.169	0.19	0
4	Body	N2	376000	1880	DFT-s-OFDM QPSK	Left	0mm	\	10.43	11.00	0.112	0.13	0.052	0.06	0.17
4	Body	N2	376000	1880	DFT-s-OFDM QPSK	Top	0mm	\	10.43	11.00	0.317	0.36	0.115	0.13	-0.16
4	Body	N2	376000	1880	DFT-s-OFDM QPSK	Rear	24mm	\	25.39	25.80	0.418	0.46	0.257	0.28	0.08
4	Body	N2	376000	1880	DFT-s-OFDM QPSK	Left	10mm	\	25.39	25.80	0.281	0.31	0.166	0.18	0.04
4	Body	N2	376000	1880	DFT-s-OFDM QPSK	Top	24mm	F.22	25.39	25.80	0.693	0.76	0.412	0.45	0.12
0	Body	N5	167300	836.5	DFT-s-OFDM QPSK	Rear	0mm	\	15.71	17.00	0.177	0.24	0.131	0.18	-0.05
0	Body	N5	167300	836.5	DFT-s-OFDM QPSK	Right	0mm	\	15.71	17.00	0.288	0.39	0.135	0.18	-0.09
0	Body	N5	167300	836.5	DFT-s-OFDM QPSK	Top	0mm	\	15.71	17.00	0.105	0.14	0.076	0.10	-0.01
0	Body	N5	167300	836.5	DFT-s-OFDM QPSK	Rear	24mm	\	24.46	25.80	0.175	0.24	0.131	0.18	-0.14
0	Body	N5	167300	836.5	DFT-s-OFDM QPSK	Right	7mm	\	24.46	25.80	0.474	0.65	0.317	0.43	0.06
0	Body	N5	167300	836.5	DFT-s-OFDM QPSK	Top	24mm	\	24.46	25.80	0.114	0.16	0.081	0.11	-0.15
4	Body	N25	376500	1882.5	DFT-s-OFDM QPSK	Rear	0mm	\	10.31	11.00	0.336	0.39	0.143	0.17	0
4	Body	N25	376500	1882.5	DFT-s-OFDM QPSK	Left	0mm	\	10.31	11.00	0.134	0.16	0.052	0.06	-0.11
4	Body	N25	376500	1882.5	DFT-s-OFDM QPSK	Top	0mm	\	10.31	11.00	0.421	0.49	0.176	0.21	0.03
4	Body	N25	376500	1882.5	DFT-s-OFDM QPSK	Rear	24mm	\	24.92	25.80	0.319	0.39	0.188	0.23	-0.01
4	Body	N25	376500	1882.5	DFT-s-OFDM QPSK	Left	10mm	\	24.92	25.80	0.169	0.21	0.103	0.13	0.09
4	Body	N25	376500	1882.5	DFT-s-OFDM QPSK	Top	24mm	F.25	24.92	25.80	0.643	0.79	0.382	0.47	0.05
4	Body	N30	462000	2310	DFT-s-OFDM QPSK	Rear	0mm	\	10.91	12.50	0.265	0.38	0.108	0.16	0.04
4	Body	N30	462000	2310	DFT-s-OFDM QPSK	Left	0mm	\	10.91	12.50	<0.01	<0.01	<0.01	<0.01	\
4	Body	N30	462000	2310	DFT-s-OFDM QPSK	Top	0mm	\	10.91	12.50	0.246	0.35	0.105	0.15	0.05
4	Body	N30	462000	2310	DFT-s-OFDM QPSK	Rear	24mm	\	24.63	25.80	0.315	0.41	0.176	0.23	0.08
4	Body	N30	462000	2310	DFT-s-OFDM QPSK	Left	10mm	\	24.63	25.80	0.144	0.19	0.087	0.11	-0.18
4	Body	N30	462000	2310	DFT-s-OFDM QPSK	Top	24mm	F.28	24.63	25.80	0.475	0.62	0.269	0.35	-0.06
4	Body	N41	518598	2592.99	DFT-s-OFDM QPSK	Rear	0mm	\	9.27	10.00	0.292	0.35	0.107	0.13	-0.03
4	Body	N41	518598	2592.99	DFT-s-OFDM QPSK	Left	0mm	\	9.27	10.00	<0.01	<0.01	<0.01	<0.01	\
4	Body	N41	518598	2592.99	DFT-s-OFDM QPSK	Top	0mm	\	9.27	10.00	0.296	0.35	0.119	0.14	0.02
4	Body	N41	518598	2592.99	DFT-s-OFDM QPSK	Rear	24mm	\	26.94	28.00	0.131	0.17	0.067	0.09	-0.04
4	Body	N41	518598	2592.99	DFT-s-OFDM QPSK	Left	10mm	\	26.94	28.00	0.137	0.17	0.079	0.10	-0.09
4	Body	N41	518598	2592.99	DFT-s-OFDM QPSK	Top	24mm	\	26.94	28.00	0.404	0.52	0.223	0.28	0.06
0	Body	N66	349000	1745	DFT-s-OFDM QPSK	Rear	0mm	\	11.34	12.00	0.551	0.64	0.235	0.27	0.06
0	Body	N66	349000	1745	DFT-s-OFDM QPSK	Right	0mm	\	11.34	12.00	0.098	0.11	0.047	0.05	0.09
0	Body	N66	349000	1745	DFT-s-OFDM QPSK	Top	0mm	\	11.34	12.00	0.238	0.28	0.102	0.12	-0.08
0	Body	N66	349000	1745	DFT-s-OFDM QPSK	Rear	24mm	\	25.46	25.80	0.335	0.36	0.207	0.22	-0.05
0	Body	N66	349000	1745	DFT-s-OFDM QPSK	Right	7mm	F.30	25.46	25.80	0.716	0.77	0.416	0.45	-0.07
0	Body	N66	349000	1745	DFT-s-OFDM QPSK	Top	24mm	\	25.46	25.80	0.165	0.18	0.106	0.11	-0.03
4	Body	N66	349000	1745	DFT-s-OFDM QPSK	Rear	0mm	\	11.32	13.00	0.253	0.37	0.118	0.17	0.17
4	Body	N66	349000	1745	DFT-s-OFDM QPSK	Left	0mm	\	11.32	13.00	0.102	0.15	0.051	0.08	-0.14
4	Body	N66	349000	1745	DFT-s-OFDM QPSK	Top	0mm	\	11.32	13.00	0.338	0.50	0.138	0.20	0.04
4	Body	N66	349000	1745	DFT-s-OFDM QPSK	Rear	24mm	\	25.36	25.80	0.136	0.15	0.080	0.09	0.06
4	Body	N66	349000	1745	DFT-s-OFDM QPSK	Left	10mm	\	25.36	25.80	0.399	0.44	0.240	0.27	0.02
4	Body	N66	349000	1745	DFT-s-OFDM QPSK	Top	24mm	\	25.36	25.80	0.165	0.18	0.097	0.11	-0.06
0	Body	N71	136100	680.5	DFT-s-OFDM QPSK	Rear	0mm	\	16.95	18.00	0.279	0.36	0.130	0.17	0.03
0	Body	N71	136100	680.5	DFT-s-OFDM QPSK	Right	0mm	\	16.95	18.00	0.193	0.25	0.060	0.08	-0.11
0	Body	N71	136100	680.5	DFT-s-OFDM QPSK	Top	0mm	\	16.95	18.00	0.145	0.18	0.061	0.08	-0.05
0	Body	N71	136100	680.5	DFT-s-OFDM QPSK	Rear	24mm	\	24.03	25.80	0.041	0.06	0.029	0.04	-0.04
0	Body	N71	136100	680.5	DFT-s-OFDM QPSK	Right	7mm	\	24.03	25.80	0.174	0.26	0.119	0.18	0.03
0	Body	N71	136100	680.5	DFT-s-OFDM QPSK	Top	24mm	\	24.03	25.80	0.040	0.06	0.031	0.05	-0.08
5	Body	N77-L	633334	3500.01	DFT-s-OFDM QPSK	Rear	0mm	\	5.57	7.00	0.142	0.20	0.049	0.07	0.02
5	Body	N77-L	633334	3500.01	DFT-s-OFDM QPSK	Top	0mm	\	5.57	7.00	0.052	0.07	0.017	0.02	-0.14
5	Body	N77-L	633334	3500.01	DFT-s-OFDM QPSK	Rear	24mm	\	25.85	27.00	0.354	0.46	0.182	0.24	0.12
5	Body	N77-L	633334	3500.01	DFT-s-OFDM QPSK	Top	24mm	\	25.85	27.00	0.274	0.36	0.148	0.19	0.01
5	Body	N77-H	664666	3969.99	DFT-s-OFDM QPSK	Rear	0mm	\	5.69	7.00	0.098	0.13	0.037	0.05	0
5	Body	N77-H	664666	3969.99	DFT-s-OFDM QPSK	Top	0mm	\	5.69	7.00	0.042	0.06	0.021	0.03	0.02
5	Body	N77-H	664666	3969.99	DFT-s-OFDM QPSK	Rear	24mm	\	26.60	27.00	0.221	0.24	0.107	0.12	0.16
5	Body	N77-H	664666	3969.99	DFT-s-OFDM QPSK	Top	24mm	\	26.60	27.00	0.261	0.29	0.129	0.14	0.01
5	Body	N78-L	633334	3500.01	DFT-s-OFDM QPSK	Rear	0mm	\	5.43	7.00	0.174	0.25	0.052	0.07	0.09
5	Body	N78-L	633334	3500.01	DFT-s-OFDM QPSK	Top	0mm	\	5.43	7.00	0.056	0.08	0.026	0.04	-0.02
5	Body	N78-L	633334	3500.01	DFT-s-OFDM QPSK	Rear	24mm	\	23.90	24.00	0.212	0.22	0.104	0.11	0.07
5	Body	N78-L	633334	3500.01	DFT-s-OFDM QPSK	Top	24mm	\	23.90	24.00	0.314	0.32	0.158	0.16	0.06
5	Body	N78-H	650000	3750	DFT-s-OFDM QPSK	Rear	0mm	\	5.56	7.00	0.181	0.25	0.059	0.08	0.09
5	Body	N78-H	650000	3750	DFT-s-OFDM QPSK	Top	0mm	\	5.56	7.00	0.084	0.12	0.041	0.06	0.03
5	Body	N78-H	650000	3750	DFT-s-OFDM QPSK	Rear	24mm	\	23.89	24.00	0.495	0.51	0.230	0.24	0.08
5	Body	N78-H	650000	3750	DFT-s-OFDM QPSK	Top	24mm	\	23.89	24.00	0.544	0.56	0.257	0.26	0.18

NR-SRS

ANT	RF Exposure Conditions	Frequency Band	Channel Number	Frequency (MHz)	Mode	Test setup	Distance	EUT Measured Power (dBm)	Tune up (dBm)	Duty Cycle	Measured SAR 1g (W/kg)	Calculated SAR 1g (W/kg)	Measured SAR 10g (W/kg)	Calculated SAR 10g (W/kg)	Power Drift
4	Body	N77-L	633334	3500.01	DFT-s-OFDM QPSK	Rear	0mm	20.94	22.00	4.29%	0.617	0.17	0.197	0.05	0.1
4	Body	N77-L	633334	3500.01	DFT-s-OFDM QPSK	Top	0mm	20.94	22.00	4.29%	0.252	0.07	0.084	0.02	-0.19
4	Body	N77-L	633334	3500.01	DFT-s-OFDM QPSK	Left	0mm	20.94	22.00	4.29%	0.119	0.03	0.044	0.01	-0.17
4	Body	N77-H	664666	3969.99	DFT-s-OFDM QPSK	Rear	0mm	21.91	22.00	4.29%	0.834	0.18	0.258	0.06	-0.04
4	Body	N77-H	664666	3969.99	DFT-s-OFDM QPSK	Top	0mm	21.91	22.00	4.29%	0.639	0.14	0.174	0.04	0.14
4	Body	N77-H	664666	3969.99	DFT-s-OFDM QPSK	Left	0mm	21.91	22.00	4.29%	0.068	0.01	0.022	0.00	0.12
4	Body	N78-L	633334	3500.01	DFT-s-OFDM QPSK	Rear	0mm	21.61	22.50	4.29%	0.669	0.18	0.255	0.07	-0.18
4	Body	N78-L	633334	3500.01	DFT-s-OFDM QPSK	Top	0mm	21.61	22.50	4.29%	0.335	0.09	0.108	0.03	-0.19
4	Body	N78-L	633334	3500.01	DFT-s-OFDM QPSK	Left	0mm	21.61	22.50	4.29%	0.135	0.04	0.052	0.01	-0.05
4	Body	N78-H	650000	3750	DFT-s-OFDM QPSK	Rear	0mm	22.44	22.50	4.29%	0.530	0.12	0.210	0.05	-0.09
4	Body	N78-H	650000	3750	DFT-s-OFDM QPSK	Top	0mm	22.44	22.50	4.29%	0.354	0.08	0.129	0.03	-0.03
4	Body	N78-H	650000	3750	DFT-s-OFDM QPSK	Left	0mm	22.44	22.50	4.29%	0.122	0.03	0.043	0.01	0.01
3	Body	N77-L	633334	3500.01	DFT-s-OFDM QPSK	Rear	0mm	19.43	20.00	4.29%	0.405	0.10	0.139	0.03	-0.15
3	Body	N77-L	633334	3500.01	DFT-s-OFDM QPSK	Top	0mm	19.43	20.00	4.29%	0.081	0.02	0.027	0.01	0.02
3	Body	N77-L	633334	3500.01	DFT-s-OFDM QPSK	Left	0mm	19.43	20.00	4.29%	0.853	0.21	0.216	0.05	0.08
3	Body	N77-H	664666	3969.99	DFT-s-OFDM QPSK	Rear	0mm	19.86	20.00	4.29%	0.551	0.12	0.194	0.04	0.07
3	Body	N77-H	664666	3969.99	DFT-s-OFDM QPSK	Top	0mm	19.86	20.00	4.29%	0.043	0.01	0.018	0.00	0.13
3	Body	N77-H	664666	3969.99	DFT-s-OFDM QPSK	Left	0mm	19.86	20.00	4.29%	0.794	0.18	0.248	0.05	-0.08
3	Body	N78-L	633334	3500.01	DFT-s-OFDM QPSK	Rear	0mm	19.97	20.50	4.29%	0.594	0.14	0.173	0.04	0.03
3	Body	N78-L	633334	3500.01	DFT-s-OFDM QPSK	Top	0mm	19.97	20.50	4.29%	0.136	0.03	0.034	0.01	-0.16
3	Body	N78-L	633334	3500.01	DFT-s-OFDM QPSK	Left	0mm	19.97	20.50	4.29%	0.863	0.21	0.221	0.05	0.19
3	Body	N78-H	650000	3750	DFT-s-OFDM QPSK	Rear	0mm	20.48	20.50	4.29%	0.472	0.10	0.145	0.03	-0.05
3	Body	N78-H	650000	3750	DFT-s-OFDM QPSK	Top	0mm	20.48	20.50	4.29%	0.149	0.03	0.041	0.01	-0.14
3	Body	N78-H	650000	3750	DFT-s-OFDM QPSK	Left	0mm	20.48	20.50	4.29%	0.816	0.18	0.196	0.04	0.11
7	Body	N77-L	633334	3500.01	DFT-s-OFDM QPSK	Rear	0mm	24.63	25.00	4.29%	2.800	0.65	0.793	0.19	-0.05
7	Body	N77-L	633334	3500.01	DFT-s-OFDM QPSK	Top	0mm	24.63	25.00	4.29%	0.298	0.07	0.106	0.02	0.05
7	Body	N77-L	633334	3500.01	DFT-s-OFDM QPSK	Right	0mm	24.63	25.00	4.29%	0.725	0.17	0.210	0.05	0.12
7	Body	N77-H	664666	3969.99	DFT-s-OFDM QPSK	Rear	0mm	24.85	25.00	4.29%	3.000	0.67	0.841	0.19	0.18
7	Body	N77-H	664666	3969.99	DFT-s-OFDM QPSK	Top	0mm	24.85	25.00	4.29%	0.202	0.04	0.068	0.02	-0.12
7	Body	N77-H	664666	3969.99	DFT-s-OFDM QPSK	Right	0mm	24.85	25.00	4.29%	0.330	0.07	0.106	0.02	-0.12
7	Body	N78-L	633334	3500.01	DFT-s-OFDM QPSK	Rear	0mm	25.36	25.50	4.29%	2.390	0.53	0.782	0.17	0.17
7	Body	N78-L	633334	3500.01	DFT-s-OFDM QPSK	Top	0mm	25.36	25.50	4.29%	0.274	0.06	0.103	0.02	0.06
7	Body	N78-L	633334	3500.01	DFT-s-OFDM QPSK	Right	0mm	25.36	25.50	4.29%	0.577	0.13	0.221	0.05	-0.18
7	Body	N78-H	650000	3750	DFT-s-OFDM QPSK	Rear	0mm	25.43	25.50	4.29%	1.330	0.29	0.514	0.11	-0.05
7	Body	N78-H	650000	3750	DFT-s-OFDM QPSK	Top	0mm	25.43	25.50	4.29%	0.150	0.03	0.059	0.01	-0.02
7	Body	N78-H	650000	3750	DFT-s-OFDM QPSK	Right	0mm	25.43	25.50	4.29%	0.299	0.07	0.116	0.03	0.18

14.3 SAR Evaluation for WIFI

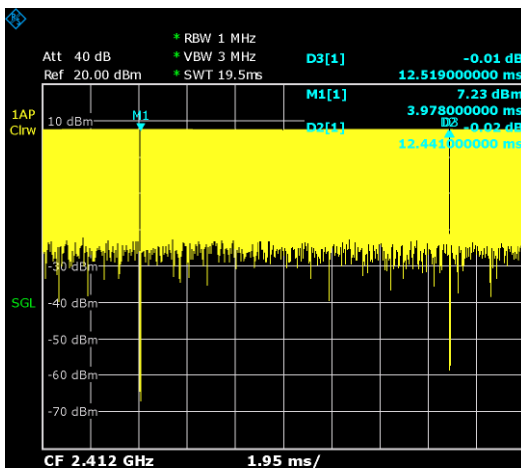
The maximum output power specified for production units are determined for all applicable 802.11 transmission modes in each standalone and aggregated frequency band. Maximum output power is measured for the highest maximum output power configuration(s) in each frequency band according to the default power measurement procedures.

When the same transmission mode configurations have the same maximum output power on the same channel for the 802.11 a/g/n/ac/ax modes, the channel in the lower order/sequence 802.11 mode (i.e. a, g, n ac then ax) is selected.

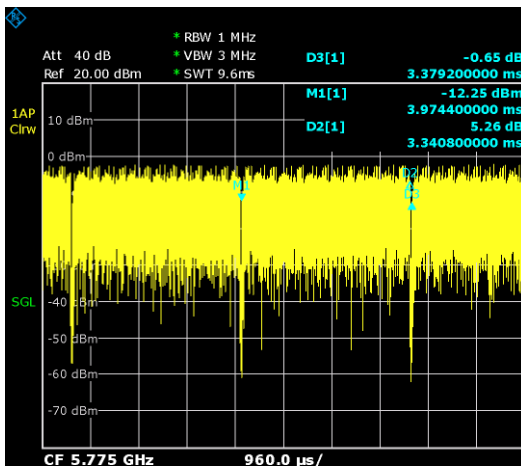
SAR Test reduction was applied from KDB 248227 guidance, when the same maximum power is specified for multiple transmission modes in a frequency band, the largest channel bandwidth, lowest order modulation, lowest data rate and lowest order 802.11a/g/n/ac mode is used for SAR measurement, on the highest measured output power channel in the initial test configuration, for each frequency band. Additional output power measurements were not deemed necessary.

Duty factor plot

Wifi2.4G



CH155



SAR results for WIFI 2.4G

RF Exposure Conditions	Frequency Band	Channel Number	Frequency (MHz)	Mode/RB	Test setup	Distance	Figure No.	Duty Cycle	EUT Measured Power (dBm)	Tune up (dBm)	Measured SAR 1g (W/kg)	Calculated SAR 1g (W/kg)	Measured SAR 10g (W/kg)	Calculated SAR 10g (W/kg)	Power Drift
Body	WLAN2.4G	6	2437	11b	Rear	0mm	\	99.44%	8.08	9.00	0.338	0.42	0.121	0.15	0.06
Body	WLAN2.4G	6	2437	11b	Top	0mm	\	99.44%	8.08	9.00	0.311	0.39	0.094	0.12	0.03
Body	WLAN2.4G	6	2437	11b	Rear	25mm	\	99.44%	23.26	24.50	0.332	0.44	0.183	0.24	0.07
Body	WLAN2.4G	6	2437	11b	Top	25mm	F.35	99.44%	23.26	24.50	0.484	0.65	0.268	0.36	0.01

SAR results for WIFI 5G

RF Exposure Conditions	Frequency Band	Channel Number	Frequency (MHz)	Mode/RB	Test setup	Distance	Figure No.	Duty Cycle	EUT Measured Power (dBm)	Tune up (dBm)	Measured SAR 1g (W/kg)	Calculated SAR 1g (W/kg)	Measured SAR 10g (W/kg)	Calculated SAR 10g (W/kg)	Power Drift
Body	WLAN5G	58	5290	11ac-80M	Rear	0mm	\	98.84%	4.34	6.00	0.243	0.36	0.034	0.05	0.01
Body	WLAN5G	58	5290	11ac-80M	Top	0mm	\	98.84%	4.34	6.00	0.104	0.15	0.021	0.03	0.18
Body	WLAN5G	106	5530	11ac-80M	Rear	0mm	\	98.84%	5.07	6.00	0.290	0.36	0.045	0.06	0.09
Body	WLAN5G	106	5530	11ac-80M	Top	0mm	\	98.84%	5.07	6.00	0.114	0.14	0.024	0.03	0.05
Body	WLAN5G	155	5775	11ac-80M	Rear	0mm	F.36	98.84%	4.12	5.00	0.395	0.49	0.054	0.07	-0.03
Body	WLAN5G	155	5775	11ac-80M	Top	0mm	\	98.84%	4.12	5.00	0.188	0.23	0.034	0.04	-0.11
Body	WLAN5G	64	5320	11a	Rear	25mm	\	98.84%	19.36	21.00	0.238	0.35	0.107	0.16	0.14
Body	WLAN5G	64	5320	11a	Top	25mm	\	98.84%	19.36	21.00	0.273	0.40	0.113	0.16	-0.17
Body	WLAN5G	112	5560	11a	Rear	25mm	\	98.84%	20.10	21.00	0.257	0.32	0.112	0.14	0.06
Body	WLAN5G	112	5560	11a	Top	25mm	\	98.84%	20.10	21.00	0.350	0.44	0.140	0.17	-0.19
Body	WLAN5G	157	5785	11a	Rear	25mm	\	98.84%	20.04	21.00	0.448	0.57	0.187	0.23	0.06
Body	WLAN5G	157	5785	11a	Top	25mm	\	98.84%	20.04	21.00	0.380	0.48	0.158	0.20	-0.1

14.4 SAR Evaluation For BT

RF Exposure Conditions	Frequency Band	Channel Number	Frequency (MHz)	Mode/RB	Test setup	Distance	Figure No.	EUT Measured Power (dBm)	Tune up (dBm)	Measured SAR 1g (W/kg)	Calculated SAR 1g (W/kg)	Measured SAR 10g (W/kg)	Calculated SAR 10g (W/kg)	Power Drift
Body	BT	0	2402	GFSM	Rear	0mm	F.37	8.14	9.00	0.243	0.30	0.092	0.11	0.06
Body	BT	0	2402	GFSM	Top	0mm	\	8.14	9.00	0.219	0.27	0.073	0.09	0.03
Body	BT	0	2402	GFSM	Rear	25mm	\	8.14	9.00	<0.01	<0.01	<0.01	<0.01	\
Body	BT	0	2402	GFSM	Top	25mm	\	8.14	9.00	<0.01	<0.01	<0.01	<0.01	\

15 SAR Measurement Variability

SAR measurement variability must be assessed for each frequency band, which is determined by the SAR probe calibration point and tissue-equivalent medium used for the device measurements. When both head and body tissue-equivalent media are required for SAR measurements in a frequency band, the variability measurement procedures should be applied to the tissue medium with the highest measured SAR, using the highest measured SAR configuration for that tissue-equivalent medium.

The following procedures are applied to determine if repeated measurements are required.

- 1) Repeated measurement is not required when the original highest measured SAR is < 0.80 W/kg; steps 2) through 4) do not apply.
- 2) When the original highest measured SAR is ≥ 0.80 W/kg, repeat that measurement once.
- 3) Perform a second repeated measurement only if the ratio of largest to smallest SAR for the original and first repeated measurements is > 1.20 or when the original or repeated measurement is ≥ 1.45 W/kg ($\sim 10\%$ from the 1-g SAR limit).
- 4) Perform a third repeated measurement only if the original, first or second repeated measurement is ≥ 1.5 W/kg and the ratio of largest to smallest SAR for the original, first and second repeated measurements is > 1.20

16 Measurement Uncertainty

16.1 Measurement Uncertainty for Normal SAR Tests (300MHz~3GHz)

No.	Error Description	Type	Uncertainty value	Probably Distribution	Div.	(Ci) 1g	(Ci) 10g	Std. Unc. (1g)	Std. Unc. (10g)	Degree of freedom
Measurement system										
1	Probe calibration	B	6.0	N	1	1	1	6.0	6.0	∞
2	Isotropy	B	4.7	R	$\sqrt{3}$	0.7	0.7	1.9	1.9	∞
3	Boundary effect	B	1.0	R	$\sqrt{3}$	1	1	0.6	0.6	∞
4	Linearity	B	4.7	R	$\sqrt{3}$	1	1	2.7	2.7	∞
5	Detection limit	B	1.0	N	1	1	1	0.6	0.6	∞
6	Readout electronics	B	0.3	R	$\sqrt{3}$	1	1	0.3	0.3	∞
7	Response time	B	0.8	R	$\sqrt{3}$	1	1	0.5	0.5	∞
8	Integration time	B	2.6	R	$\sqrt{3}$	1	1	1.5	1.5	∞
9	RF ambient conditions-noise	B	0	R	$\sqrt{3}$	1	1	0	0	∞
10	RFambient conditions-reflection	B	0	R	$\sqrt{3}$	1	1	0	0	∞
11	Probe positioned mech. restrictions	B	0.4	R	$\sqrt{3}$	1	1	0.2	0.2	∞
12	Probe positioning with respect to phantom shell	B	2.9	R	$\sqrt{3}$	1	1	1.7	1.7	∞
13	Post-processing	B	1.0	R	$\sqrt{3}$	1	1	0.6	0.6	∞
Test sample related										
14	Test sample positioning	A	3.3	N	1	1	1	3.3	3.3	71
15	Device holder uncertainty	A	3.4	N	1	1	1	3.4	3.4	5
16	Drift of output power	B	5.0	R	$\sqrt{3}$	1	1	2.9	2.9	∞
Phantom and set-up										
17	Phantom uncertainty	B	4.0	R	$\sqrt{3}$	1	1	2.3	2.3	∞
18	Liquid conductivity (target)	B	5.0	R	$\sqrt{3}$	0.64	0.43	1.8	1.2	∞
19	Liquid conductivity (meas.)	A	2.06	N	1	0.64	0.43	1.32	0.89	43
20	Liquid permittivity (target)	B	5.0	R	$\sqrt{3}$	0.6	0.49	1.7	1.4	∞
21	Liquid permittivity (meas.)	A	1.6	N	1	0.6	0.49	1.0	0.8	521

Combined standard uncertainty	$u_c = \sqrt{\sum_{i=1}^{21} c_i^2 u_i^2}$							9.55	9.43	257
Expanded uncertainty (confidence interval of 95 %)	$u_e = 2u_c$							19.1	18.9	

16.2 Measurement Uncertainty for Normal SAR Tests (3~6GHz)

No.	Error Description	Type	Uncertainty value	Probably Distribution	Div.	(Ci) 1g	(Ci) 10g	Std. Unc. (1g)	Std. Unc. (10g)	Degree of freedom
Measurement system										
1	Probe calibration	B	6.55	N	1	1	1	6.55	6.55	∞
2	Isotropy	B	4.7	R	$\sqrt{3}$	0.7	0.7	1.9	1.9	∞
3	Boundary effect	B	2.0	R	$\sqrt{3}$	1	1	1.2	1.2	∞
4	Linearity	B	4.7	R	$\sqrt{3}$	1	1	2.7	2.7	∞
5	Detection limit	B	1.0	R	$\sqrt{3}$	1	1	0.6	0.6	∞
6	Readout electronics	B	0.3	R	$\sqrt{3}$	1	1	0.3	0.3	∞
7	Response time	B	0.8	R	$\sqrt{3}$	1	1	0.5	0.5	∞
8	Integration time	B	2.6	R	$\sqrt{3}$	1	1	1.5	1.5	∞
9	RF ambient conditions-noise	B	0	R	$\sqrt{3}$	1	1	0	0	∞
10	RFambient conditions-reflection	B	0	R	$\sqrt{3}$	1	1	0	0	∞
11	Probe positioned mech. restrictions	B	0.8	R	$\sqrt{3}$	1	1	0.5	0.5	∞
12	Probe positioning with respect to phantom shell	B	6.7	R	$\sqrt{3}$	1	1	3.9	3.9	∞
13	Post-processing	B	4.0	R	$\sqrt{3}$	1	1	2.3	2.3	∞
Test sample related										
14	Test sample positioning	A	3.3	N	1	1	1	3.3	3.3	71
15	Device holder uncertainty	A	3.4	N	1	1	1	3.4	3.4	5
16	Drift of output power	B	5.0	R	$\sqrt{3}$	1	1	2.9	2.9	∞
Phantom and set-up										
17	Phantom uncertainty	B	4.0	R	$\sqrt{3}$	1	1	2.3	2.3	∞
18	Liquid conductivity (target)	B	5.0	R	$\sqrt{3}$	0.64	0.43	1.8	1.2	∞
19	Liquid conductivity (meas.)	A	2.06	N	1	0.64	0.43	1.32	0.89	43
20	Liquid permittivity (target)	B	5.0	R	$\sqrt{3}$	0.6	0.49	1.7	1.4	∞

21	Liquid permittivity (meas.)	A	1.6	N	1	0.6	0.49	1.0	0.8	521
Combined standard uncertainty		$u_c' = \sqrt{\sum_{i=1}^{21} c_i^2 u_i^2}$						10.7	10.6	257
Expanded uncertainty (confidence interval of 95 %)		$u_e = 2u_c$						21.4	21.1	

16.3 Measurement Uncertainty for Fast SAR Tests (300MHz~3GHz)

No.	Error Description	Type	Uncertainty value	Probably Distribution	Div.	(Ci) 1g	(Ci) 10g	Std. Unc. (1g)	Std. Unc. (10g)	Degree of freedom
Measurement system										
1	Probe calibration	B	6.0	N	1	1	1	6.0	6.0	∞
2	Isotropy	B	4.7	R	$\sqrt{3}$	0.7	0.7	1.9	1.9	∞
3	Boundary effect	B	1.0	R	$\sqrt{3}$	1	1	0.6	0.6	∞
4	Linearity	B	4.7	R	$\sqrt{3}$	1	1	2.7	2.7	∞
5	Detection limit	B	1.0	R	$\sqrt{3}$	1	1	0.6	0.6	∞
6	Readout electronics	B	0.3	R	$\sqrt{3}$	1	1	0.3	0.3	∞
7	Response time	B	0.8	R	$\sqrt{3}$	1	1	0.5	0.5	∞
8	Integration time	B	2.6	R	$\sqrt{3}$	1	1	1.5	1.5	∞
9	RF ambient conditions-noise	B	0	R	$\sqrt{3}$	1	1	0	0	∞
10	RFambient conditions-reflection	B	0	R	$\sqrt{3}$	1	1	0	0	∞
11	Probe positioned mech. Restrictions	B	0.4	R	$\sqrt{3}$	1	1	0.2	0.2	∞
12	Probe positioning with respect to phantom shell	B	2.9	R	$\sqrt{3}$	1	1	1.7	1.7	∞
13	Post-processing	B	1.0	R	$\sqrt{3}$	1	1	0.6	0.6	∞
14	Fast SAR z-Approximation	B	7.0	R	$\sqrt{3}$	1	1	4.0	4.0	∞
Test sample related										
15	Test sample positioning	A	3.3	N	1	1	1	3.3	3.3	71
16	Device holder uncertainty	A	3.4	N	1	1	1	3.4	3.4	5
17	Drift of output power	B	5.0	R	$\sqrt{3}$	1	1	2.9	2.9	∞
Phantom and set-up										
18	Phantom uncertainty	B	4.0	R	$\sqrt{3}$	1	1	2.3	2.3	∞
19	Liquid conductivity (target)	B	5.0	R	$\sqrt{3}$	0.64	0.43	1.8	1.2	∞

20	Liquid conductivity (meas.)	A	2.06	N	1	0.64	0.43	1.32	0.89	43
21	Liquid permittivity (target)	B	5.0	R	$\sqrt{3}$	0.6	0.49	1.7	1.4	∞
22	Liquid permittivity (meas.)	A	1.6	N	1	0.6	0.49	1.0	0.8	521
Combined standard uncertainty		$u_c = \sqrt{\sum_{i=1}^{22} c_i^2 u_i^2}$						10.4	10.3	257
Expanded uncertainty (confidence interval of 95 %)		$u_e = 2u_c$						20.8	20.6	

16.4 Measurement Uncertainty for Fast SAR Tests (3~6GHz)

No.	Error Description	Type	Uncertainty value	Probably Distribution	Div.	(Ci) 1g	(Ci) 10g	Std. Unc. (1g)	Std. Unc. (10g)	Degree of freedom
Measurement system										
1	Probe calibration	B	6.55	N	1	1	1	6.55	6.55	∞
2	Isotropy	B	4.7	R	$\sqrt{3}$	0.7	0.7	1.9	1.9	∞
3	Boundary effect	B	2.0	R	$\sqrt{3}$	1	1	1.2	1.2	∞
4	Linearity	B	4.7	R	$\sqrt{3}$	1	1	2.7	2.7	∞
5	Detection limit	B	1.0	R	$\sqrt{3}$	1	1	0.6	0.6	∞
6	Readout electronics	B	0.3	R	$\sqrt{3}$	1	1	0.3	0.3	∞
7	Response time	B	0.8	R	$\sqrt{3}$	1	1	0.5	0.5	∞
8	Integration time	B	2.6	R	$\sqrt{3}$	1	1	1.5	1.5	∞
9	RF ambient conditions-noise	B	0	R	$\sqrt{3}$	1	1	0	0	∞
10	RFambient conditions-reflection	B	0	R	$\sqrt{3}$	1	1	0	0	∞
11	Probe positioned mech. Restrictions	B	0.8	R	$\sqrt{3}$	1	1	0.5	0.5	∞
12	Probe positioning with respect to phantom shell	B	6.7	R	$\sqrt{3}$	1	1	3.9	3.9	∞
13	Post-processing	B	1.0	R	$\sqrt{3}$	1	1	0.6	0.6	∞
14	Fast SAR z-Approximation	B	14.0	R	$\sqrt{3}$	1	1	8.1	8.1	∞
Test sample related										
15	Test sample positioning	A	3.3	N	1	1	1	3.3	3.3	71
16	Device holder uncertainty	A	3.4	N	1	1	1	3.4	3.4	5

17	Drift of output power	B	5.0	R	$\sqrt{3}$	1	1	2.9	2.9	∞
Phantom and set-up										
18	Phantom uncertainty	B	4.0	R	$\sqrt{3}$	1	1	2.3	2.3	∞
19	Liquid conductivity (target)	B	5.0	R	$\sqrt{3}$	0.64	0.43	1.8	1.2	∞
20	Liquid conductivity (meas.)	A	2.06	N	1	0.64	0.43	1.32	0.89	43
21	Liquid permittivity (target)	B	5.0	R	$\sqrt{3}$	0.6	0.49	1.7	1.4	∞
22	Liquid permittivity (meas.)	A	1.6	N	1	0.6	0.49	1.0	0.8	521
Combined standard uncertainty		$u_c = \sqrt{\sum_{i=1}^{22} c_i^2 u_i^2}$						13.5	13.4	257
Expanded uncertainty (confidence interval of 95 %)		$u_e = 2u_c$						27.0	26.8	

17 MAIN TEST INSTRUMENTS

Table 17.1: List of Main Instruments

No.	Name	Type	Serial Number	Calibration Date	Valid Period
01	Network analyzer	E5071C	MY46110673	January 10, 2023	One year
02	Power sensor	NRP110T	101139	January 13, 2023	One year
03	Power sensor	NRP110T	101159	January 13, 2023	One year
04	Signal Generator	E4438C	MY49071430	January 19, 2023	One year
05	Amplifier	60S1G4	0331848	No Calibration Requested	
06	BTS	CMW500	159890	January 12, 2023	One year
08	DAE	SPEAG DAE4	1525	September 17, 2023	One year
09	E-field Probe	SPEAG EX3DV4	7673	July 24 2023	One year
11	Dipole Validation Kit	SPEAG D750V3	1196	May 24,,2023	One year
12	Dipole Validation Kit	SPEAG D835V2	4d260	May 23,,2023	One year
13	Dipole Validation Kit	SPEAG D1800V2	2d222	May 23,,2023	One year
14	Dipole Validation Kit	SPEAG D1900V2	5d234	May 22,,2023	One year
14	Dipole Validation Kit	SPEAG D2300V2	1018	July 11 2023	One year
15	Dipole Validation Kit	SPEAG D2450V2	1090	November 15,2022	One year
16	Dipole Validation Kit	SPEAG D2600V2	1012	July 11 2023	One year
17	Dipole Validation Kit	SPEAG D3500V2	1016	June 21,2023	One year
18	Dipole Validation Kit	SPEAG D3700V2	1004	June 21,2023	One year
19	Dipole Validation Kit	SPEAG D3900V2	1024	June 21,2023	One year
20	Dipole Validation Kit	SPEAG D5GHzV2	1060	June 19,2023	One year

END OF REPORT BODY



Appendixes

Refer to separated files for the following appendixes

ANNEX A Graph Results

ANNEX B System Verification Results

ANNEX C SAR Measurement Setup

ANNEX D Position of the wireless device in relation to the phantom

ANNEX E Equivalent Media Recipes

ANNEX F System Validation

ANNEX G Probe Calibration Certificate

ANNEX H Dipole Calibration Certificate

ANNEX I Sensor Triggering Data Summary

ANNEX J Accreditation Certificate