

## Channel 48

Frequency (MHz)	Measurement Result (dBuV/m)	Cable Loss (dB)	Antenna Factor (dB/m)	Receiver Reading (dBuV)	Limit (dBuV/m)	Margin (dB)	Antenna Pol. (H/V)
4191.875	47.6	-19.5	33.4	33.59	54.0	6.4	V
4752.000	46.1	-18.7	33.9	30.91	54.0	7.9	V
11727.200	37.1	-25.1	38.5	23.68	54.0	16.9	V
15720.000	39.2	-21.1	40.4	19.98	54.0	14.8	H
17784.000	40.2	-20.3	40.5	20.09	54.0	13.8	H
17832.800	40.2	-20.4	40.4	20.19	54.0	13.8	H

## Channel 52

Frequency (MHz)	Measurement Result (dBuV/m)	Cable Loss (dB)	Antenna Factor (dB/m)	Receiver Reading (dBuV)	Limit (dBuV/m)	Margin (dB)	Antenna Pol. (H/V)
4208.125	47.3	-19.4	33.5	33.24	54.0	6.7	V
4772.125	46.1	-18.8	33.9	31.02	54.0	7.9	V
11724.000	37.3	-25.0	38.5	23.85	54.0	16.7	V
15780.000	39.0	-21.4	40.4	19.95	54.0	15.0	H
17763.200	40.2	-20.4	40.5	20.16	54.0	13.8	V
17843.200	40.2	-20.5	40.4	20.27	54.0	13.8	H

## Channel 56

Frequency (MHz)	Measurement Result (dBuV/m)	Cable Loss (dB)	Antenna Factor (dB/m)	Receiver Reading (dBuV)	Limit (dBuV/m)	Margin (dB)	Antenna Pol. (H/V)
4223.875	46.2	-19.4	33.5	32.11	54.0	7.8	H
4791.875	46.1	-18.9	33.9	31.10	54.0	7.9	V
11693.600	37.4	-25.0	38.5	23.85	54.0	16.6	V
15840.000	39.4	-21.3	40.5	20.24	54.0	14.6	H
17763.200	40.2	-20.4	40.5	20.14	54.0	13.8	V
17814.400	40.2	-20.3	40.4	20.09	54.0	13.8	H

## Channel 64

Frequency (MHz)	Measurement Result (dBuV/m)	Cable Loss (dB)	Antenna Factor (dB/m)	Receiver Reading (dBuV)	Limit (dBuV/m)	Margin (dB)	Antenna Pol. (H/V)
5350.000	47.6	-18.5	34.4	31.75	54.0	6.4	H
5353.250	46.8	-18.6	34.4	31.05	54.0	7.2	H
10640.000	35.1	-26.8	37.9	23.99	54.0	18.9	V
15960.000	39.3	-21.5	40.7	20.17	54.0	14.7	H
17782.400	40.3	-20.3	40.5	20.12	54.0	13.7	H
17824.800	40.2	-20.4	40.4	20.15	54.0	13.8	V

## Channel 100

Frequency (MHz)	Measurement Result (dBuV/m)	Cable Loss (dB)	Antenna Factor (dB/m)	Receiver Reading (dBuV)	Limit (dBuV/m)	Margin (dB)	Antenna Pol. (H/V)
5458.875	46.0	-18.8	34.5	30.34	54.0	8.0	H
5460.000	46.0	-18.8	34.5	30.35	54.0	8.0	H
10998.400	35.9	-27.0	38.0	24.84	54.0	18.1	H
16177.600	39.6	-21.2	40.9	19.89	54.0	14.4	V
17768.800	40.3	-20.4	40.5	20.19	54.0	13.7	V
17809.600	40.2	-20.3	40.5	20.07	54.0	13.8	V

## Channel 120

Frequency (MHz)	Measurement Result (dBuV/m)	Cable Loss (dB)	Antenna Factor (dB/m)	Receiver Reading (dBuV)	Limit (dBuV/m)	Margin (dB)	Antenna Pol. (H/V)
5112.375	45.9	-19.3	34.1	31.02	54.0	8.1	V
5127.500	46.1	-19.2	34.1	31.14	54.0	7.9	V
11200.000	36.4	-27.3	38.1	25.62	54.0	17.6	V
16184.800	39.8	-21.2	40.9	20.11	54.0	14.2	V
17766.400	40.3	-20.4	40.5	20.22	54.0	13.7	V
17811.200	40.2	-20.3	40.4	20.08	54.0	13.8	H

## Channel 140

Frequency (MHz)	Measurement Result (dBuV/m)	Cable Loss (dB)	Antenna Factor (dB/m)	Receiver Reading (dBuV)	Limit (dBuV/m)	Margin (dB)	Antenna Pol. (H/V)
5353.000	44.9	-18.6	34.4	29.15	54.0	9.1	H
5383.750	45.0	-18.7	34.4	29.29	54.0	9.0	V
11400.000	36.2	-26.3	38.2	24.36	54.0	17.8	V
16144.000	39.9	-21.2	40.8	20.27	54.0	14.1	V
17768.800	40.2	-20.4	40.5	20.12	54.0	13.8	H
17818.400	40.2	-20.3	40.4	20.12	54.0	13.8	V

## Channel 144

Frequency (MHz)	Measurement Result (dBuV/m)	Cable Loss (dB)	Antenna Factor (dB/m)	Receiver Reading (dBuV)	Limit (dBuV/m)	Margin (dB)	Antenna Pol. (H/V)
4513.125	44.0	-18.8	33.8	29.05	54.0	10.0	V
4576.000	50.3	-19.2	33.8	35.63	54.0	3.7	H
11440.000	36.4	-26.0	38.2	24.18	54.0	17.6	H
16186.400	39.8	-21.2	40.9	20.09	54.0	14.2	H
17763.200	40.2	-20.4	40.5	20.16	54.0	13.8	H
17806.400	40.3	-20.3	40.5	20.12	54.0	13.7	V

**802.11n-HT40**

## Channel 38

Frequency (MHz)	Measurement Result (dBuV/m)	Cable Loss (dB)	Antenna Factor (dB/m)	Receiver Reading (dBuV)	Limit (dBuV/m)	Margin (dB)	Antenna Pol. (H/V)
5147.125	48.0	-19.0	34.2	32.89	54.0	6.0	H
5150.000	48.3	-19.0	34.2	33.15	54.0	5.7	H
11693.600	37.3	-25.0	38.5	23.82	54.0	16.7	H
15570.400	39.0	-21.6	40.2	20.45	54.0	15.0	V
17768.800	40.3	-20.4	40.5	20.17	54.0	13.7	H
17824.800	40.2	-20.4	40.4	20.15	54.0	13.8	V

## Channel 46

Frequency (MHz)	Measurement Result (dBuV/m)	Cable Loss (dB)	Antenna Factor (dB/m)	Receiver Reading (dBuV)	Limit (dBuV/m)	Margin (dB)	Antenna Pol. (H/V)
4183.875	46.1	-19.4	33.4	32.09	54.0	7.9	V
4766.625	47.6	-18.8	33.9	32.45	54.0	6.4	V
11728.000	37.3	-25.1	38.5	23.88	54.0	16.7	H
15690.400	39.5	-21.1	40.3	20.23	54.0	14.5	H
17764.800	40.2	-20.4	40.5	20.13	54.0	13.8	H
17816.000	40.2	-20.3	40.4	20.11	54.0	13.8	H

## Channel 54

Frequency (MHz)	Measurement Result (dBuV/m)	Cable Loss (dB)	Antenna Factor (dB/m)	Receiver Reading (dBuV)	Limit (dBuV/m)	Margin (dB)	Antenna Pol. (H/V)
4215.875	46.1	-19.4	33.5	32.07	54.0	7.9	V
4773.000	47.1	-18.8	33.9	32.03	54.0	6.9	H
11704.000	37.3	-25.0	38.5	23.76	54.0	16.7	H
15810.400	39.1	-21.4	40.5	20.02	54.0	14.9	H
17781.600	40.2	-20.3	40.5	20.10	54.0	13.8	H
17830.400	40.2	-20.4	40.4	20.20	54.0	13.8	V

## Channel 62

Frequency (MHz)	Measurement Result (dBuV/m)	Cable Loss (dB)	Antenna Factor (dB/m)	Receiver Reading (dBuV)	Limit (dBuV/m)	Margin (dB)	Antenna Pol. (H/V)
5350.000	47.2	-18.5	34.4	31.37	54.0	6.8	H
5353.000	47.2	-18.6	34.4	31.39	54.0	6.8	H
10620.000	35.0	-26.8	37.8	23.99	54.0	19.0	H
15930.400	39.4	-21.3	40.6	20.15	54.0	14.6	V
17763.200	40.2	-20.4	40.5	20.15	54.0	13.8	H
17824.800	40.3	-20.4	40.4	20.22	54.0	13.7	H

## Channel 102

Frequency (MHz)	Measurement Result (dBuV/m)	Cable Loss (dB)	Antenna Factor (dB/m)	Receiver Reading (dBuV)	Limit (dBuV/m)	Margin (dB)	Antenna Pol. (H/V)
5480.000	46.5	-18.9	34.5	30.89	54.0	7.5	V
5460.000	46.7	-18.8	34.5	31.05	54.0	7.3	V
11020.000	35.8	-27.1	38.0	24.90	54.0	18.2	H
16136.800	39.6	-21.2	40.8	20.00	54.0	14.4	V
17775.200	40.3	-20.4	40.5	20.16	54.0	13.7	V
17818.400	40.2	-20.3	40.4	20.14	54.0	13.8	H

## Channel 118

Frequency (MHz)	Measurement Result (dBuV/m)	Cable Loss (dB)	Antenna Factor (dB/m)	Receiver Reading (dBuV)	Limit (dBuV/m)	Margin (dB)	Antenna Pol. (H/V)
5126.000	46.4	-19.2	34.1	31.39	54.0	7.6	V
5368.000	45.9	-18.6	34.4	30.21	54.0	8.1	V
11180.000	35.7	-27.3	38.1	24.95	54.0	18.3	V
16177.600	39.7	-21.2	40.9	19.95	54.0	14.3	V
17764.000	40.2	-20.4	40.5	20.16	54.0	13.8	H
17813.600	40.2	-20.3	40.4	20.12	54.0	13.8	V

## Channel 134

Frequency (MHz)	Measurement Result (dBuV/m)	Cable Loss (dB)	Antenna Factor (dB/m)	Receiver Reading (dBuV)	Limit (dBuV/m)	Margin (dB)	Antenna Pol. (H/V)
4536.000	48.7	-18.8	33.8	33.72	54.0	5.3	H
5363.750	45.7	-18.6	34.4	29.90	54.0	8.3	H
11340.000	35.1	-26.8	38.1	23.73	54.0	18.9	V
16147.200	39.8	-21.2	40.8	20.20	54.0	14.2	H
17775.200	40.4	-20.4	40.5	20.25	54.0	13.6	H
17812.800	40.2	-20.3	40.4	20.11	54.0	13.8	H

## Channel 142

Frequency (MHz)	Measurement Result (dBuV/m)	Cable Loss (dB)	Antenna Factor (dB/m)	Receiver Reading (dBuV)	Limit (dBuV/m)	Margin (dB)	Antenna Pol. (H/V)
4514.375	45.1	-18.8	33.8	30.12	54.0	8.9	V
4568.000	48.7	-19.1	33.8	33.91	54.0	5.3	V
11420.000	35.9	-26.2	38.2	23.86	54.0	18.1	H
16177.600	39.6	-21.2	40.9	19.91	54.0	14.4	V
17777.600	40.2	-20.3	40.5	20.03	54.0	13.8	H
17830.400	40.2	-20.4	40.4	20.20	54.0	13.8	V

**802.11ac-HT20**

## Channel 36

Frequency (MHz)	Measurement Result (dBuV/m)	Cable Loss (dB)	Antenna Factor (dB/m)	Receiver Reading (dBuV)	Limit (dBuV/m)	Margin (dB)	Antenna Pol. (H/V)
5146.875	46.5	-19.0	34.2	31.38	54.0	7.5	H
5150.000	47.6	-19.0	34.2	32.40	54.0	6.4	H
11730.400	37.1	-25.1	38.5	23.63	54.0	16.9	H
15540.000	39.0	-21.5	40.1	20.32	54.0	15.0	H
17782.400	40.2	-20.3	40.5	20.09	54.0	13.8	H
17836.800	40.3	-20.4	40.4	20.26	54.0	13.7	H

## Channel 40

Frequency (MHz)	Measurement Result (dBuV/m)	Cable Loss (dB)	Antenna Factor (dB/m)	Receiver Reading (dBuV)	Limit (dBuV/m)	Margin (dB)	Antenna Pol. (H/V)
4159.875	47.5	-19.4	33.4	33.51	54.0	6.5	V
4727.375	45.7	-19.1	33.9	30.87	54.0	8.3	V
11716.800	37.1	-25.0	38.5	23.61	54.0	16.9	H
15600.000	38.8	-21.8	40.2	20.31	54.0	15.2	H
17782.400	40.2	-20.3	40.5	20.07	54.0	13.8	V
17804.800	40.2	-20.3	40.5	20.06	54.0	13.8	V

## Channel 48

Frequency (MHz)	Measurement Result (dBuV/m)	Cable Loss (dB)	Antenna Factor (dB/m)	Receiver Reading (dBuV)	Limit (dBuV/m)	Margin (dB)	Antenna Pol. (H/V)
4191.875	47.6	-19.5	33.4	33.65	54.0	6.4	H
4752.250	46.1	-18.7	33.9	30.93	54.0	7.9	V
11730.400	37.2	-25.1	38.5	23.72	54.0	16.8	V
15720.000	39.2	-21.1	40.4	19.91	54.0	14.8	V
17787.200	40.2	-20.3	40.5	20.07	54.0	13.8	V
17831.200	40.2	-20.4	40.4	20.20	54.0	13.8	V

## Channel 52

Frequency (MHz)	Measurement Result (dBuV/m)	Cable Loss (dB)	Antenna Factor (dB/m)	Receiver Reading (dBuV)	Limit (dBuV/m)	Margin (dB)	Antenna Pol. (H/V)
4207.875	46.2	-19.4	33.5	32.16	54.0	7.8	H
4787.750	46.1	-18.9	33.9	31.10	54.0	7.9	V
11729.600	37.3	-25.1	38.5	23.89	54.0	16.7	H
15780.000	38.8	-21.4	40.4	19.73	54.0	15.2	H
17769.600	40.3	-20.4	40.5	20.15	54.0	13.7	V
17838.400	40.3	-20.4	40.4	20.29	54.0	13.7	H

## Channel 56

Frequency (MHz)	Measurement Result (dBuV/m)	Cable Loss (dB)	Antenna Factor (dB/m)	Receiver Reading (dBuV)	Limit (dBuV/m)	Margin (dB)	Antenna Pol. (H/V)
4223.875	46.1	-19.4	33.5	31.99	54.0	7.9	H
4791.875	46.1	-18.9	33.9	31.08	54.0	7.9	H
11727.200	37.3	-25.1	38.5	23.85	54.0	16.7	V
15840.000	39.4	-21.3	40.5	20.26	54.0	14.6	V
17776.000	40.2	-20.4	40.5	20.08	54.0	13.8	H
17836.800	40.2	-20.4	40.4	20.24	54.0	13.8	V

## Channel 64

Frequency (MHz)	Measurement Result (dBuV/m)	Cable Loss (dB)	Antenna Factor (dB/m)	Receiver Reading (dBuV)	Limit (dBuV/m)	Margin (dB)	Antenna Pol. (H/V)
5350.000	47.5	-18.5	34.4	31.66	54.0	6.5	H
5352.125	47.0	-18.6	34.4	31.25	54.0	7.0	H
10640.000	35.1	-26.8	37.9	23.97	54.0	18.9	H
15960.000	39.3	-21.5	40.7	20.20	54.0	14.7	H
17764.000	40.2	-20.4	40.5	20.14	54.0	13.8	V
17831.200	40.3	-20.4	40.4	20.27	54.0	13.7	H

## Channel 100

Frequency (MHz)	Measurement Result (dBuV/m)	Cable Loss (dB)	Antenna Factor (dB/m)	Receiver Reading (dBuV)	Limit (dBuV/m)	Margin (dB)	Antenna Pol. (H/V)
5453.870	45.8	-18.8	34.5	30.21	54.0	8.2	H
5460.000	45.7	-18.8	34.5	30.08	54.0	8.3	H
11000.000	37.4	-27.0	38.0	26.32	54.0	16.6	V
16185.600	39.8	-21.2	40.9	20.10	54.0	14.2	V
17795.200	40.4	-20.3	40.5	20.24	54.0	13.6	H
17836.800	40.3	-20.4	40.4	20.29	54.0	13.7	H

## Channel 120

Frequency (MHz)	Measurement Result (dBuV/m)	Cable Loss (dB)	Antenna Factor (dB/m)	Receiver Reading (dBuV)	Limit (dBuV/m)	Margin (dB)	Antenna Pol. (H/V)
5128.375	45.5	-19.2	34.1	30.55	54.0	8.5	V
5368.000	45.9	-18.6	34.4	30.17	54.0	8.1	V
11200.000	36.0	-27.3	38.1	25.17	54.0	18.0	V
16146.400	39.8	-21.2	40.8	20.20	54.0	14.2	H
17768.800	40.2	-20.4	40.5	20.11	54.0	13.8	V
17820.800	40.3	-20.4	40.4	20.24	54.0	13.7	V



**Channel 140**

Frequency (MHz)	Measurement Result (dBuV/m)	Cable Loss (dB)	Antenna Factor (dB/m)	Receiver Reading (dBuV)	Limit (dBuV/m)	Margin (dB)	Antenna Pol. (H/V)
5373.525	44.9	-18.7	34.4	29.14	54.0	9.2	H
5399.050	44.9	-18.8	34.4	29.24	54.0	9.1	V
11400.000	36.2	-26.3	38.2	24.34	54.0	17.8	H
16168.000	39.8	-21.2	40.9	20.12	54.0	14.2	V
17768.800	40.3	-20.4	40.5	20.20	54.0	13.7	V
17836.800	40.3	-20.4	40.4	20.25	54.0	13.8	H

**Channel 144**

Frequency (MHz)	Measurement Result (dBuV/m)	Cable Loss (dB)	Antenna Factor (dB/m)	Receiver Reading (dBuV)	Limit (dBuV/m)	Margin (dB)	Antenna Pol. (H/V)
4576.000	50.1	-19.2	33.8	35.49	54.0	3.9	V
5441.875	45.4	-18.8	34.4	29.81	54.0	8.6	H
11440.000	36.8	-26.0	38.2	24.56	54.0	17.2	H
16147.200	39.8	-21.2	40.8	20.19	54.0	14.2	V
17768.800	40.3	-20.4	40.5	20.16	54.0	13.7	V
17827.200	40.3	-20.4	40.4	20.21	54.0	13.7	H

**802.11ac-HT40**
**Channel 38**

Frequency (MHz)	Measurement Result (dBuV/m)	Cable Loss (dB)	Antenna Factor (dB/m)	Receiver Reading (dBuV)	Limit (dBuV/m)	Margin (dB)	Antenna Pol. (H/V)
5147.250	47.5	-19.0	34.2	32.41	54.0	6.5	H
5150.000	47.9	-19.0	34.2	32.73	54.0	6.1	H
11694.400	37.3	-25.0	38.5	23.80	54.0	16.7	H
15570.400	38.9	-21.6	40.2	20.33	54.0	15.1	H
17766.400	40.2	-20.4	40.5	20.12	54.0	13.8	H
17821.600	40.2	-20.4	40.4	20.13	54.0	13.8	H

## Channel 46

Frequency (MHz)	Measurement Result (dBuV/m)	Cable Loss (dB)	Antenna Factor (dB/m)	Receiver Reading (dBuV)	Limit (dBuV/m)	Margin (dB)	Antenna Pol. (H/V)
4183.875	46.8	-19.4	33.4	32.78	54.0	7.2	V
4767.375	47.2	-18.8	33.9	32.05	54.0	6.8	V
11892.800	37.1	-25.6	38.8	23.90	54.0	16.9	V
15690.400	39.5	-21.1	40.3	20.20	54.0	14.6	H
17770.400	40.2	-20.4	40.5	20.12	54.0	13.8	H
17822.400	40.2	-20.4	40.4	20.13	54.0	13.8	H

## Channel 54

Frequency (MHz)	Measurement Result (dBuV/m)	Cable Loss (dB)	Antenna Factor (dB/m)	Receiver Reading (dBuV)	Limit (dBuV/m)	Margin (dB)	Antenna Pol. (H/V)
4215.875	45.9	-19.4	33.5	31.82	54.0	8.1	H
4772.625	47.1	-18.8	33.9	32.06	54.0	6.9	V
11724.800	37.3	-25.0	38.5	23.85	54.0	16.7	H
15810.400	39.1	-21.4	40.5	20.06	54.0	14.9	V
17768.800	40.2	-20.4	40.5	20.14	54.0	13.8	V
17836.800	40.2	-20.4	40.4	20.24	54.0	13.8	H

## Channel 62

Frequency (MHz)	Measurement Result (dBuV/m)	Cable Loss (dB)	Antenna Factor (dB/m)	Receiver Reading (dBuV)	Limit (dBuV/m)	Margin (dB)	Antenna Pol. (H/V)
5350.000	47.6	-18.5	34.4	31.81	54.0	6.4	H
5353.750	47.3	-18.6	34.4	31.49	54.0	6.7	H
10620.000	35.0	-26.8	37.8	24.00	54.0	19.0	V
15930.400	39.5	-21.3	40.6	20.20	54.0	14.5	V
17755.200	40.2	-20.4	40.5	20.15	54.0	13.8	H
17800.000	40.4	-20.3	40.5	20.23	54.0	13.6	V

## Channel 118

Frequency (MHz)	Measurement Result (dBuV/m)	Cable Loss (dB)	Antenna Factor (dB/m)	Receiver Reading (dBuV)	Limit (dBuV/m)	Margin (dB)	Antenna Pol. (H/V)
5125.125	46.1	-19.2	34.1	31.18	54.0	7.9	V
5377.125	45.5	-18.7	34.4	29.80	54.0	8.5	V
11180.000	34.6	-27.3	38.1	23.86	54.0	19.4	V
16172.000	39.6	-21.2	40.9	19.92	54.0	14.4	V
17768.800	40.2	-20.4	40.5	20.12	54.0	13.8	V
17819.200	40.3	-20.4	40.4	20.21	54.0	13.7	H

## Channel 134

Frequency (MHz)	Measurement Result (dBuV/m)	Cable Loss (dB)	Antenna Factor (dB/m)	Receiver Reading (dBuV)	Limit (dBuV/m)	Margin (dB)	Antenna Pol. (H/V)
4535.750	48.7	-18.8	33.8	33.68	54.0	5.3	H
5363.375	45.5	-18.6	34.4	29.73	54.0	8.5	H
11340.000	34.5	-26.8	38.1	23.14	54.0	19.5	V
16152.800	39.6	-21.2	40.9	20.01	54.0	14.4	H
17793.600	40.4	-20.3	40.5	20.25	54.0	13.6	H
17843.200	40.2	-20.5	40.4	20.27	54.0	13.8	H

## Channel 142

Frequency (MHz)	Measurement Result (dBuV/m)	Cable Loss (dB)	Antenna Factor (dB/m)	Receiver Reading (dBuV)	Limit (dBuV/m)	Margin (dB)	Antenna Pol. (H/V)
4514.125	46.0	-18.8	33.8	31.01	54.0	8.0	V
4567.875	48.2	-19.1	33.8	33.44	54.0	5.8	V
11420.000	35.7	-26.2	38.2	23.71	54.0	18.3	H
16141.600	39.9	-21.2	40.8	20.26	54.0	14.1	V
17799.200	40.4	-20.3	40.5	20.25	54.0	13.6	H
17843.200	40.3	-20.5	40.4	20.29	54.0	13.7	V

**802.11ac-HT80**

## Channel 42

Frequency (MHz)	Measurement Result (dBuV/m)	Cable Loss (dB)	Antenna Factor (dB/m)	Receiver Reading (dBuV)	Limit (dBuV/m)	Margin (dB)	Antenna Pol. (H/V)
5145.125	47.3	-19.0	34.2	32.20	54.0	6.7	V
5150.000	47.3	-19.0	34.2	32.12	54.0	6.7	V
11730.400	37.4	-25.1	38.5	23.99	54.0	16.6	H
15630.400	39.4	-21.5	40.3	20.68	54.0	14.6	V
17776.800	40.4	-20.4	40.5	20.32	54.0	13.6	V
17833.600	40.5	-20.4	40.4	20.44	54.0	13.5	V

## Channel 58

Frequency (MHz)	Measurement Result (dBuV/m)	Cable Loss (dB)	Antenna Factor (dB/m)	Receiver Reading (dBuV)	Limit (dBuV/m)	Margin (dB)	Antenna Pol. (H/V)
5353.125	47.4	-18.6	34.4	31.61	54.0	6.6	V
5358.000	47.4	-18.6	34.4	31.63	54.0	6.6	V
11732.000	37.3	-25.1	38.5	23.84	54.0	16.7	H
15870.400	39.5	-21.2	40.5	20.24	54.0	14.5	V
17781.600	40.3	-20.3	40.5	20.14	54.0	13.7	H
17836.800	40.2	-20.4	40.4	20.22	54.0	13.8	V

## Channel 106

Frequency (MHz)	Measurement Result (dBuV/m)	Cable Loss (dB)	Antenna Factor (dB/m)	Receiver Reading (dBuV)	Limit (dBuV/m)	Margin (dB)	Antenna Pol. (H/V)
5453.500	48.1	-18.8	34.5	32.52	54.0	5.9	V
5460.000	48.1	-18.8	34.5	32.50	54.0	5.9	V
11060.000	34.4	-27.3	38.0	23.64	54.0	19.6	V
16187.200	39.8	-21.2	40.9	20.09	54.0	14.2	H
17768.800	40.4	-20.4	40.5	20.25	54.0	13.7	V
17795.200	40.4	-20.3	40.5	20.25	54.0	13.6	V

## Channel 122

Frequency (MHz)	Measurement Result (dBuV/m)	Cable Loss (dB)	Antenna Factor (dB/m)	Receiver Reading (dBuV)	Limit (dBuV/m)	Margin (dB)	Antenna Pol. (H/V)
5382.875	45.7	-18.7	34.4	30.04	54.0	8.3	V
5454.875	45.7	-18.8	34.5	30.06	54.0	8.3	V
11220.000	34.5	-27.2	38.1	23.59	54.0	19.5	H
16184.800	39.8	-21.2	40.9	20.08	54.0	14.2	V
17776.000	40.4	-20.4	40.5	20.25	54.0	13.6	H
17807.200	40.2	-20.3	40.5	20.07	54.0	13.8	V

## Channel 138

Frequency (MHz)	Measurement Result (dBuV/m)	Cable Loss (dB)	Antenna Factor (dB/m)	Receiver Reading (dBuV)	Limit (dBuV/m)	Margin (dB)	Antenna Pol. (H/V)
4552.000	48.4	-18.9	33.8	33.50	54.0	5.6	V
5389.375	45.7	-18.7	34.4	30.00	54.0	8.4	V
11380.000	35.0	-26.5	38.2	23.33	54.0	19.0	H
16186.400	39.9	-21.2	40.9	20.14	54.0	14.1	V
17775.200	40.3	-20.4	40.5	20.14	54.0	13.7	H
17795.200	40.4	-20.3	40.5	20.25	54.0	13.6	H

**PEAK Results:**
**802.11a**

## Channel 36

Frequency (MHz)	Measurement Result (dBuV/m)	Cable Loss (dB)	Antenna Factor (dB/m)	Receiver Reading (dBuV)	Limit (dBuV/m)	Margin (dB)	Antenna Pol. (H/V)
5149.083	65.0	-19.0	34.2	49.83	74.0	9.0	H
5149.940	64.8	-19.0	34.2	49.69	74.0	9.2	H
10359.950	47.3	-26.4	37.7	36.01	68.3	21.0	V
15539.850	51.5	-21.5	40.1	32.83	74.0	22.5	H
16833.450	55.0	-20.3	41.2	34.11	68.3	13.3	V
17264.100	54.9	-20.2	40.9	34.13	68.3	13.4	V

## Channel 40

Frequency (MHz)	Measurement Result (dBuV/m)	Cable Loss (dB)	Antenna Factor (dB/m)	Receiver Reading (dBuV)	Limit (dBuV/m)	Margin (dB)	Antenna Pol. (H/V)
5154.250	58.5	-19.0	34.2	43.33	68.3	9.8	H
5250.250	59.0	-18.9	34.3	43.70	68.3	9.3	H
10400.100	46.5	-26.4	37.7	35.15	68.3	21.8	V
15599.800	50.2	-21.8	40.2	31.77	74.0	23.8	H
16869.200	55.2	-20.2	41.2	34.16	68.3	13.1	H
17405.450	56.0	-20.2	40.8	35.35	68.3	12.3	V

## Channel 48

Frequency (MHz)	Measurement Result (dBuV/m)	Cable Loss (dB)	Antenna Factor (dB/m)	Receiver Reading (dBuV)	Limit (dBuV/m)	Margin (dB)	Antenna Pol. (H/V)
5190.000	58.8	-19.2	34.2	43.87	68.3	9.5	H
5287.500	58.1	-19.1	34.3	42.90	68.3	10.2	V
10479.850	46.1	-26.7	37.8	35.01	68.3	22.2	V
15720.250	51.4	-21.1	40.4	32.17	74.0	22.6	V
16809.800	54.9	-20.4	41.2	34.10	68.3	13.4	V
17006.150	55.2	-20.9	41.2	34.87	68.3	13.1	H

## Channel 52

Frequency (MHz)	Measurement Result (dBuV/m)	Cable Loss (dB)	Antenna Factor (dB/m)	Receiver Reading (dBuV)	Limit (dBuV/m)	Margin (dB)	Antenna Pol. (H/V)
5191.875	58.5	-19.2	34.2	43.53	68.3	9.8	H
5331.750	59.6	-18.8	34.3	44.01	68.3	8.7	V
10520.000	46.6	-26.8	37.8	35.61	68.3	21.7	H
15780.200	50.4	-21.4	40.4	31.37	74.0	23.6	V
16910.350	55.4	-20.2	41.2	34.32	68.3	12.9	V
17147.500	54.6	-20.4	41.1	34.01	68.3	13.7	V

## Channel 56

Frequency (MHz)	Measurement Result (dBuV/m)	Cable Loss (dB)	Antenna Factor (dB/m)	Receiver Reading (dBuV)	Limit (dBuV/m)	Margin (dB)	Antenna Pol. (H/V)
5230.125	58.4	-19.1	34.2	43.20	68.3	9.9	V
5328.750	58.1	-18.8	34.3	42.59	68.3	10.2	H
10560.150	46.0	-26.8	37.8	35.02	68.3	22.3	V
15840.150	50.7	-21.3	40.5	31.52	74.0	23.3	H
16850.500	55.3	-20.2	41.2	34.32	68.3	13.0	H
17013.850	55.0	-20.8	41.2	34.66	68.3	13.3	H

## Channel 64

Frequency (MHz)	Measurement Result (dBuV/m)	Cable Loss (dB)	Antenna Factor (dB/m)	Receiver Reading (dBuV)	Limit (dBuV/m)	Margin (dB)	Antenna Pol. (H/V)
5350.642	64.8	-18.6	34.4	49.05	74.0	9.2	V
5351.198	63.2	-18.6	34.4	47.41	74.0	10.8	V
10639.900	47.0	-26.8	37.9	35.91	74.0	27.0	V
15960.050	52.2	-21.5	40.7	33.11	74.0	21.8	H
16764.150	54.7	-20.3	41.2	33.78	68.3	13.7	H
16889.000	54.7	-20.1	41.2	33.59	68.3	13.6	V

## Channel 100

Frequency (MHz)	Measurement Result (dBuV/m)	Cable Loss (dB)	Antenna Factor (dB/m)	Receiver Reading (dBuV)	Limit (dBuV/m)	Margin (dB)	Antenna Pol. (H/V)
5431.122	60.9	-18.8	34.4	45.23	74.0	13.2	V
5456.209	60.4	-18.8	34.5	44.79	74.0	13.6	H
11000.150	47.5	-27.0	38.0	36.49	74.0	26.5	H
16500.150	52.3	-20.4	41.2	31.54	68.3	16.0	H
16722.350	55.6	-20.3	41.2	34.62	68.3	12.7	H
17446.150	54.6	-20.4	40.8	34.27	68.3	13.7	V

## Channel 120

Frequency (MHz)	Measurement Result (dBuV/m)	Cable Loss (dB)	Antenna Factor (dB/m)	Receiver Reading (dBuV)	Limit (dBuV/m)	Margin (dB)	Antenna Pol. (H/V)
5537.250	59.2	-18.9	34.5	43.54	68.3	9.1	V
5693.250	60.3	-17.8	34.7	43.29	68.3	8.1	H
11200.350	46.2	-27.3	38.1	35.40	74.0	27.8	H
16799.900	52.3	-20.4	41.2	31.52	68.3	16.0	H
16822.450	55.0	-20.3	41.2	34.12	68.3	13.3	H
16975.350	55.0	-20.7	41.2	34.54	68.3	13.3	V

## Channel 140

Frequency (MHz)	Measurement Result (dBuV/m)	Cable Loss (dB)	Antenna Factor (dB/m)	Receiver Reading (dBuV)	Limit (dBuV/m)	Margin (dB)	Antenna Pol. (H/V)
5725.023	62.7	-17.7	34.8	45.56	68.3	5.6	H
5725.656	61.9	-17.7	34.8	44.84	68.3	6.4	V
11400.000	47.8	-26.3	38.2	35.95	74.0	26.2	V
16703.650	55.2	-20.2	41.2	34.17	68.3	13.1	V
16876.900	55.6	-20.2	41.2	34.56	68.3	12.7	V
17100.200	52.7	-20.5	41.1	32.07	68.3	15.6	V

## Channel 144

Frequency (MHz)	Measurement Result (dBuV/m)	Cable Loss (dB)	Antenna Factor (dB/m)	Receiver Reading (dBuV)	Limit (dBuV/m)	Margin (dB)	Antenna Pol. (H/V)
5672.875	60.3	-18.0	34.7	43.55	68.3	8.0	H
5768.000	60.9	-17.6	34.8	43.71	68.3	7.4	H
11440.150	47.7	-26.0	38.2	35.53	74.0	26.3	V
17134.850	55.4	-20.4	41.1	34.75	68.3	12.9	V
17160.150	52.5	-20.4	41.0	31.83	68.3	15.8	H
17334.500	55.4	-20.1	40.9	34.67	68.3	12.9	H



**802.11n-HT20**

## Channel 36

Frequency (MHz)	Measurement Result (dBuV/m)	Cable Loss (dB)	Antenna Factor (dB/m)	Receiver Reading (dBuV)	Limit (dBuV/m)	Margin (dB)	Antenna Pol. (H/V)
5144.747	61.0	-19.0	34.1	45.88	74.0	13.0	V
5148.783	63.2	-19.0	34.2	48.06	74.0	10.8	V
10359.950	46.9	-26.4	37.7	35.57	68.3	21.4	H
15539.850	50.5	-21.5	40.1	31.87	74.0	23.5	H
16788.900	55.2	-20.4	41.2	34.37	68.3	13.1	V
17727.235	54.9	-20.5	40.5	34.87	68.3	13.4	H

## Channel 40

Frequency (MHz)	Measurement Result (dBuV/m)	Cable Loss (dB)	Antenna Factor (dB/m)	Receiver Reading (dBuV)	Limit (dBuV/m)	Margin (dB)	Antenna Pol. (H/V)
5154.625	57.8	-19.0	34.2	42.68	68.3	10.5	H
5242.125	57.3	-19.0	34.2	42.08	68.3	11.0	H
10400.100	46.0	-26.4	37.7	34.62	68.3	22.3	H
15599.800	51.0	-21.8	40.2	32.52	74.0	23.0	V
16830.700	54.5	-20.3	41.2	33.64	68.3	13.8	H
17101.850	54.8	-20.5	41.1	34.20	68.3	13.5	H

## Channel 48

Frequency (MHz)	Measurement Result (dBuV/m)	Cable Loss (dB)	Antenna Factor (dB/m)	Receiver Reading (dBuV)	Limit (dBuV/m)	Margin (dB)	Antenna Pol. (H/V)
5194.375	57.8	-19.2	34.2	42.80	68.3	10.5	H
5285.250	58.2	-19.1	34.3	43.02	68.3	10.1	V
10479.850	45.8	-26.7	37.8	34.68	68.3	22.5	V
15720.250	50.7	-21.1	40.4	31.43	74.0	23.3	V
16885.150	54.7	-20.1	41.2	33.64	68.3	13.6	H
17270.150	55.2	-20.2	40.9	34.50	68.3	13.1	V

## Channel 52

Frequency (MHz)	Measurement Result (dBuV/m)	Cable Loss (dB)	Antenna Factor (dB/m)	Receiver Reading (dBuV)	Limit (dBuV/m)	Margin (dB)	Antenna Pol. (H/V)
5213.250	58.5	-19.2	34.2	43.46	68.3	9.8	H
5314.125	58.3	-19.0	34.3	42.94	68.3	10.0	H
10520.000	47.1	-26.8	37.8	36.06	68.3	21.2	V
15780.200	50.5	-21.4	40.4	31.41	74.0	23.5	H
16836.750	55.8	-20.3	41.2	34.87	68.3	12.5	V
17307.000	54.9	-20.1	40.9	34.09	68.3	13.4	V

## Channel 56

Frequency (MHz)	Measurement Result (dBuV/m)	Cable Loss (dB)	Antenna Factor (dB/m)	Receiver Reading (dBuV)	Limit (dBuV/m)	Margin (dB)	Antenna Pol. (H/V)
5231.500	59.2	-19.1	34.2	44.00	68.3	9.1	V
5325.625	59.2	-18.8	34.3	43.66	68.3	9.1	H
10560.150	45.8	-26.8	37.8	34.83	68.3	22.5	H
15840.150	50.9	-21.3	40.5	31.68	74.0	23.2	V
16846.950	55.0	-20.3	41.2	34.04	68.3	13.3	H
17317.450	54.9	-20.1	40.9	34.13	68.3	13.4	H

## Channel 64

Frequency (MHz)	Measurement Result (dBuV/m)	Cable Loss (dB)	Antenna Factor (dB/m)	Receiver Reading (dBuV)	Limit (dBuV/m)	Margin (dB)	Antenna Pol. (H/V)
5351.274	68.7	-18.6	34.4	52.91	74.0	5.3	V
5352.025	67.6	-18.6	34.4	51.77	74.0	6.4	H
10639.900	46.6	-26.8	37.9	35.48	74.0	27.4	V
15960.050	50.4	-21.5	40.7	31.29	74.0	23.6	H
16906.050	55.2	-20.1	41.2	34.12	68.3	13.1	H
17230.550	54.9	-20.3	41.0	34.27	68.3	13.4	V

## Channel 100

Frequency (MHz)	Measurement Result (dBuV/m)	Cable Loss (dB)	Antenna Factor (dB/m)	Receiver Reading (dBuV)	Limit (dBuV/m)	Margin (dB)	Antenna Pol. (H/V)
5358.334	60.6	-18.6	34.4	44.83	74.0	13.4	V
5409.859	60.3	-18.8	34.4	44.66	74.0	13.7	V
11000.150	47.5	-27.0	38.0	36.47	74.0	26.5	V
16500.150	53.8	-20.4	41.2	32.99	68.3	14.5	V
17254.200	54.9	-20.2	40.9	34.20	68.3	13.4	H
17418.100	55.4	-20.2	40.8	34.82	68.3	12.9	H

## Channel 120

Frequency (MHz)	Measurement Result (dBuV/m)	Cable Loss (dB)	Antenna Factor (dB/m)	Receiver Reading (dBuV)	Limit (dBuV/m)	Margin (dB)	Antenna Pol. (H/V)
5542.875	60.4	-18.9	34.6	44.70	68.3	8.0	V
5653.750	60.7	-18.2	34.7	44.20	68.3	7.6	V
11206.950	48.9	-27.3	38.1	38.09	74.0	25.1	H
16799.900	53.0	-20.4	41.2	32.15	68.3	15.3	H
16897.800	55.5	-20.1	41.2	34.38	68.3	12.8	V
16985.800	54.9	-20.8	41.2	34.50	68.3	13.4	H

## Channel 140

Frequency (MHz)	Measurement Result (dBuV/m)	Cable Loss (dB)	Antenna Factor (dB/m)	Receiver Reading (dBuV)	Limit (dBuV/m)	Margin (dB)	Antenna Pol. (H/V)
5726.625	63.6	-17.7	34.8	46.52	68.3	4.7	V
5731.219	62.2	-17.7	34.8	45.03	68.3	6.1	V
11400.000	47.2	-26.3	38.2	35.41	74.0	26.8	V
16885.700	55.2	-20.1	41.2	34.12	68.3	13.1	H
17100.200	52.2	-20.5	41.1	31.55	68.3	16.1	H
17143.100	55.3	-20.4	41.1	34.66	68.3	13.0	H

## Channel 144

Frequency (MHz)	Measurement Result (dBuV/m)	Cable Loss (dB)	Antenna Factor (dB/m)	Receiver Reading (dBuV)	Limit (dBuV/m)	Margin (dB)	Antenna Pol. (H/V)
5657.250	60.1	-18.2	34.7	43.62	68.3	8.2	V
5766.000	60.5	-17.6	34.8	43.29	68.3	7.8	H
11440.150	47.7	-26.0	38.2	35.51	74.0	26.3	H
16934.650	54.9	-20.4	41.2	34.03	68.3	13.4	H
17160.150	53.4	-20.4	41.0	32.82	68.3	14.9	V
17190.950	54.7	-20.4	41.0	34.05	68.3	13.6	V

**802.11n-HT40**

## Channel 38

Frequency (MHz)	Measurement Result (dBuV/m)	Cable Loss (dB)	Antenna Factor (dB/m)	Receiver Reading (dBuV)	Limit (dBuV/m)	Margin (dB)	Antenna Pol. (H/V)
5148.466	67.5	-19.0	34.2	52.41	74.0	6.5	V
5149.702	67.2	-19.0	34.2	52.01	74.0	6.8	H
10379.750	46.8	-26.4	37.7	35.48	68.3	21.5	V
15570.100	50.3	-21.6	40.2	31.74	74.0	23.7	V
16852.150	55.3	-20.2	41.2	34.35	68.3	13.0	V
17201.950	54.8	-20.4	41.0	34.21	68.3	13.5	H

## Channel 46

Frequency (MHz)	Measurement Result (dBuV/m)	Cable Loss (dB)	Antenna Factor (dB/m)	Receiver Reading (dBuV)	Limit (dBuV/m)	Margin (dB)	Antenna Pol. (H/V)
5172.000	59.3	-19.1	34.2	44.24	68.3	9.0	H
5284.750	59.8	-19.1	34.3	44.63	68.3	8.5	V
10460.050	45.8	-26.6	37.8	34.66	68.3	22.5	V
15690.000	51.8	-21.1	40.3	32.55	74.0	22.2	H
16838.950	55.0	-20.3	41.2	34.12	68.3	13.3	H
17250.350	54.9	-20.2	40.9	34.23	68.3	13.4	H

## Channel 54

Frequency (MHz)	Measurement Result (dBuV/m)	Cable Loss (dB)	Antenna Factor (dB/m)	Receiver Reading (dBuV)	Limit (dBuV/m)	Margin (dB)	Antenna Pol. (H/V)
5203.750	58.0	-19.3	34.2	43.02	68.3	10.3	V
5332.250	58.9	-18.8	34.3	43.36	68.3	9.4	H
10539.800	46.0	-26.8	37.8	35.04	68.3	22.3	V
15809.900	50.6	-21.4	40.5	31.58	74.0	23.4	H
16870.850	54.7	-20.2	41.2	33.63	68.3	13.6	V
17446.700	54.8	-20.4	40.8	34.45	68.3	13.5	V

## Channel 62

Frequency (MHz)	Measurement Result (dBuV/m)	Cable Loss (dB)	Antenna Factor (dB/m)	Receiver Reading (dBuV)	Limit (dBuV/m)	Margin (dB)	Antenna Pol. (H/V)
5352.683	67.5	-18.6	34.4	51.69	74.0	6.5	H
5353.502	67.7	-18.6	34.4	51.95	74.0	6.3	V
10620.100	47.5	-26.8	37.8	36.43	74.0	26.5	H
15929.800	51.6	-21.3	40.6	32.34	74.0	22.4	H
16831.250	56.2	-20.3	41.2	35.33	68.3	12.1	H
17413.700	55.3	-20.2	40.8	34.74	68.3	13.0	H

## Channel 102

Frequency (MHz)	Measurement Result (dBuV/m)	Cable Loss (dB)	Antenna Factor (dB/m)	Receiver Reading (dBuV)	Limit (dBuV/m)	Margin (dB)	Antenna Pol. (H/V)
5454.644	60.9	-18.8	34.5	45.32	74.0	13.1	H
5459.856	62.0	-18.8	34.5	46.40	74.0	12.0	V
11019.950	47.3	-27.1	38.0	36.34	74.0	26.7	V
16529.850	52.3	-20.5	41.2	31.61	68.3	16.0	H
16854.900	54.5	-20.2	41.2	33.48	68.3	13.8	H
17137.050	55.2	-20.4	41.1	34.61	68.3	13.1	V

## Channel 118

Frequency (MHz)	Measurement Result (dBuV/m)	Cable Loss (dB)	Antenna Factor (dB/m)	Receiver Reading (dBuV)	Limit (dBuV/m)	Margin (dB)	Antenna Pol. (H/V)
5507.375	59.8	-18.9	34.5	44.24	68.3	8.5	V
5665.750	60.0	-18.1	34.7	43.35	68.3	8.3	V
11180.000	48.2	-27.3	38.1	37.40	74.0	25.8	V
16770.200	53.1	-20.3	41.2	32.20	68.3	15.2	H
16856.000	55.4	-20.2	41.2	34.40	68.3	12.9	V
17210.750	54.8	-20.3	41.0	34.19	68.3	13.5	H

## Channel 134

Frequency (MHz)	Measurement Result (dBuV/m)	Cable Loss (dB)	Antenna Factor (dB/m)	Receiver Reading (dBuV)	Limit (dBuV/m)	Margin (dB)	Antenna Pol. (H/V)
5732.102	63.2	-17.7	34.8	46.03	68.3	5.1	V
5736.453	63.2	-17.7	34.8	46.02	68.3	5.1	V
11340.050	46.9	-26.7	38.1	35.47	74.0	27.1	H
16908.800	55.0	-20.2	41.2	33.93	68.3	13.3	V
16979.200	55.3	-20.7	41.2	34.85	68.3	13.0	V
17010.000	52.5	-20.9	41.2	32.21	68.3	15.8	H

## Channel 142

Frequency (MHz)	Measurement Result (dBuV/m)	Cable Loss (dB)	Antenna Factor (dB/m)	Receiver Reading (dBuV)	Limit (dBuV/m)	Margin (dB)	Antenna Pol. (H/V)
5623.125	60.6	-18.4	34.7	44.33	68.3	7.7	V
5786.875	61.2	-17.6	34.9	43.96	68.3	7.1	H
11419.800	47.5	-26.2	38.2	35.44	74.0	26.5	H
16803.200	55.1	-20.4	41.2	34.25	68.3	13.2	H
17001.200	55.8	-20.9	41.2	35.50	68.3	12.5	H
17129.900	53.2	-20.5	41.1	32.62	68.3	15.1	V

**802.11ac-HT20**

## Channel 36

Frequency (MHz)	Measurement Result (dBuV/m)	Cable Loss (dB)	Antenna Factor (dB/m)	Receiver Reading (dBuV)	Limit (dBuV/m)	Margin (dB)	Antenna Pol. (H/V)
5148.663	68.5	-19.0	34.2	53.33	74.0	5.5	H
5149.461	66.7	-19.0	34.2	51.60	74.0	7.3	H
10359.950	47.9	-26.4	37.7	36.60	68.3	20.4	H
15539.850	50.6	-21.5	40.1	31.94	74.0	23.4	H
16853.800	55.2	-20.2	41.2	34.22	68.3	13.1	V
17258.600	54.9	-20.2	40.9	34.19	68.3	13.4	H

## Channel 40

Frequency (MHz)	Measurement Result (dBuV/m)	Cable Loss (dB)	Antenna Factor (dB/m)	Receiver Reading (dBuV)	Limit (dBuV/m)	Margin (dB)	Antenna Pol. (H/V)
5157.000	58.7	-19.0	34.2	43.60	68.3	9.6	V
5243.875	58.8	-19.0	34.2	43.51	68.3	9.5	H
10400.100	46.9	-26.4	37.7	35.53	68.3	21.4	H
15599.800	50.5	-21.8	40.2	32.03	74.0	23.5	H
16752.050	55.8	-20.3	41.2	34.94	68.3	12.5	V
16882.950	55.3	-20.1	41.2	34.20	68.3	13.0	V

## Channel 48

Frequency (MHz)	Measurement Result (dBuV/m)	Cable Loss (dB)	Antenna Factor (dB/m)	Receiver Reading (dBuV)	Limit (dBuV/m)	Margin (dB)	Antenna Pol. (H/V)
5196.875	59.0	-19.3	34.2	44.03	68.3	9.3	V
5293.500	58.2	-19.1	34.3	43.01	68.3	10.1	V
10479.850	45.9	-26.7	37.8	34.80	68.3	22.4	V
15720.250	50.9	-21.1	40.4	31.66	74.0	23.1	H
16853.250	54.8	-20.2	41.2	33.86	68.3	13.5	H

17242.100	55.3	-20.3	41.0	34.59	68.3	13.0	V
-----------	------	-------	------	-------	------	------	---

## Channel 52

Frequency (MHz)	Measurement Result (dBuV/m)	Cable Loss (dB)	Antenna Factor (dB/m)	Receiver Reading (dBuV)	Limit (dBuV/m)	Margin (dB)	Antenna Pol. (H/V)
5210.500	58.2	-19.2	34.2	43.17	68.3	10.1	V
5310.000	58.5	-19.0	34.3	43.24	68.3	9.8	V
10520.000	46.3	-26.8	37.8	35.26	68.3	22.0	H
15780.200	50.1	-21.4	40.4	31.09	74.0	23.9	V
16870.850	55.3	-20.2	41.2	34.30	68.3	13.0	V
17159.600	55.0	-20.4	41.0	34.37	68.3	13.3	V

## Channel 56

Frequency (MHz)	Measurement Result (dBuV/m)	Cable Loss (dB)	Antenna Factor (dB/m)	Receiver Reading (dBuV)	Limit (dBuV/m)	Margin (dB)	Antenna Pol. (H/V)
5234.875	59.2	-19.0	34.2	43.98	68.3	9.1	H
5330.000	59.0	-18.8	34.3	43.48	68.3	9.3	H
10560.150	45.8	-26.8	37.8	34.86	68.3	22.5	V
15840.150	50.4	-21.3	40.5	31.20	74.0	23.6	H
16882.950	55.2	-20.1	41.2	34.11	68.3	13.1	H
17365.300	54.6	-20.1	40.8	33.89	68.3	13.7	H

## Channel 64

Frequency (MHz)	Measurement Result (dBuV/m)	Cable Loss (dB)	Antenna Factor (dB/m)	Receiver Reading (dBuV)	Limit (dBuV/m)	Margin (dB)	Antenna Pol. (H/V)
5350.861	66.4	-18.6	34.4	50.56	74.0	7.6	V
5351.544	66.8	-18.6	34.4	50.99	74.0	7.2	V
10639.900	46.1	-26.8	37.9	35.01	74.0	27.9	H
15960.050	50.9	-21.5	40.7	31.74	74.0	23.1	H



16838.400	55.2	-20.3	41.2	34.31	68.3	13.1	V
16928.600	55.3	-20.3	41.2	34.38	68.3	13.0	V

## Channel 100

Frequency (MHz)	Measurement Result (dBuV/m)	Cable Loss (dB)	Antenna Factor (dB/m)	Receiver Reading (dBuV)	Limit (dBuV/m)	Margin (dB)	Antenna Pol. (H/V)
5363.444	60.5	-18.6	34.4	44.74	74.0	13.5	H
5429.613	60.4	-18.8	34.4	44.79	74.0	13.6	H
11000.700	50.1	-27.0	38.0	39.07	74.0	23.9	V
16500.150	52.1	-20.4	41.2	31.31	68.3	16.2	V
16928.600	55.2	-20.3	41.2	34.29	68.3	13.1	V
17118.350	55.3	-20.5	41.1	34.68	68.3	13.0	H

## Channel 120

Frequency (MHz)	Measurement Result (dBuV/m)	Cable Loss (dB)	Antenna Factor (dB/m)	Receiver Reading (dBuV)	Limit (dBuV/m)	Margin (dB)	Antenna Pol. (H/V)
5553.000	59.1	-18.9	34.6	43.43	68.3	9.2	V
5654.500	60.3	-18.2	34.7	43.84	68.3	8.0	V
11200.350	48.5	-27.3	38.1	37.68	74.0	25.5	H
16760.850	55.2	-20.3	41.2	34.35	68.3	13.1	V
16799.900	53.2	-20.4	41.2	32.44	68.3	15.1	V
16870.300	55.3	-20.2	41.2	34.27	68.3	13.0	H

## Channel 140

Frequency (MHz)	Measurement Result (dBuV/m)	Cable Loss (dB)	Antenna Factor (dB/m)	Receiver Reading (dBuV)	Limit (dBuV/m)	Margin (dB)	Antenna Pol. (H/V)
5725.617	63.9	-17.7	34.8	46.82	68.3	4.4	V
5727.719	63.9	-17.7	34.8	46.83	68.3	4.4	V

11400.000	47.0	-26.3	38.2	35.22	74.0	27.0	H
16851.050	54.8	-20.2	41.2	33.89	68.3	13.5	V
17100.20 0	53.3	-20.5	41.1	32.64	68.3	15.0	H
17259.700	55.2	-20.2	40.9	34.45	68.3	13.1	V

## Channel 144

Frequency (MHz)	Measurement Result (dBuV/m)	Cable Loss (dB)	Antenna Factor (dB/m)	Receiver Reading (dBuV)	Limit (dBuV/m)	Margin (dB)	Antenna Pol. (H/V)
5669.875	59.9	-18.0	34.7	43.26	68.3	8.4	H
5771.125	61.0	-17.6	34.8	43.78	68.3	7.3	H
11440.150	47.5	-26.0	38.2	35.30	74.0	26.5	V
16843.900	55.7	-20.3	41.2	34.72	68.3	12.6	V
16904.400	55.7	-20.1	41.2	34.58	68.3	12.6	V
17160.15 0	52.8	-20.4	41.0	32.16	68.3	15.5	V

**802.11ac-HT40**

## Channel 38

Frequency (MHz)	Measurement Result (dBuV/m)	Cable Loss (dB)	Antenna Factor (dB/m)	Receiver Reading (dBuV)	Limit (dBuV/m)	Margin (dB)	Antenna Pol. (H/V)
5149.013	67.7	-19.0	34.2	52.56	74.0	6.3	H
5149.625	67.1	-19.0	34.2	51.99	74.0	6.9	V
10379.750	47.0	-26.4	37.7	35.70	68.3	21.3	V
15570.100	50.4	-21.6	40.2	31.87	74.0	23.6	V
16849.950	54.9	-20.2	41.2	33.91	68.3	13.4	V
17407.100	54.8	-20.2	40.8	34.24	68.3	13.5	V

## Channel 46

Frequency (MHz)	Measurement Result	Cable Loss	Antenna Factor	Receiver Reading	Limit (dBuV/m)	Margin (dB)	Antenna Pol.
-----------------	--------------------	------------	----------------	------------------	----------------	-------------	--------------

	(dBuV/m)	(dB)	(dB/m)	(dBuV)			(H/V)
5168.875	59.4	-19.1	34.2	44.36	68.3	8.9	H
5287.875	58.0	-19.1	34.3	42.82	68.3	10.3	H
10460.050	46.1	-26.6	37.8	35.01	68.3	22.2	H
15690.000	51.1	-21.1	40.3	31.81	74.0	22.9	V
16852.150	55.4	-20.2	41.2	34.41	68.3	12.9	H
16967.100	55.0	-20.6	41.2	34.48	68.3	13.3	V

## Channel 54

Frequency (MHz)	Measurement Result (dBuV/m)	Cable Loss (dB)	Antenna Factor (dB/m)	Receiver Reading (dBuV)	Limit (dBuV/m)	Margin (dB)	Antenna Pol. (H/V)
5194.875	59.2	-19.2	34.2	44.24	68.3	9.1	V
5341.750	58.9	-18.6	34.3	43.23	68.3	9.4	H
10539.800	45.5	-26.8	37.8	34.48	68.3	22.8	H
15809.900	50.3	-21.4	40.5	31.25	74.0	23.7	H
16829.600	55.6	-20.3	41.2	34.71	68.3	12.7	V
17079.850	54.8	-20.6	41.1	34.26	68.3	13.5	V

## Channel 62

Frequency (MHz)	Measurement Result (dBuV/m)	Cable Loss (dB)	Antenna Factor (dB/m)	Receiver Reading (dBuV)	Limit (dBuV/m)	Margin (dB)	Antenna Pol. (H/V)
5350.194	69.4	-18.6	34.4	53.63	74.0	4.6	H
5350.658	68.0	-18.6	34.4	52.24	74.0	6.0	H
10620.100	46.9	-26.8	37.8	35.90	74.0	27.1	V
15929.800	50.8	-21.3	40.6	31.52	74.0	23.2	H
16857.650	54.6	-20.2	41.2	33.58	68.3	13.7	V
17083.700	55.6	-20.6	41.1	35.07	68.3	12.7	V

## Channel 102

Frequency	Measurement	Cable	Antenna	Receiver	Limit	Margin	Antenna
-----------	-------------	-------	---------	----------	-------	--------	---------

(MHz)	Result (dBuV/m)	Loss (dB)	Factor (dB/m)	Reading (dBuV)	(dBuV/m)	(dB)	Pol. (H/V)
5385.728	60.9	-18.7	34.4	45.21	74.0	13.1	V
5441.266	60.6	-18.8	34.4	44.93	74.0	13.4	H
11019.950	46.0	-27.1	38.0	35.11	74.0	28.0	V
16529.850	52.3	-20.5	41.2	31.57	68.3	16.0	V
16810.900	54.9	-20.4	41.2	34.09	68.3	13.4	H
16922.550	55.0	-20.3	41.2	34.04	68.3	13.3	H

## Channel 118

Frequency (MHz)	Measurement Result (dBuV/m)	Cable Loss (dB)	Antenna Factor (dB/m)	Receiver Reading (dBuV)	Limit (dBuV/m)	Margin (dB)	Antenna Pol. (H/V)
5512.500	59.2	-18.9	34.5	43.59	68.3	9.1	V
5657.375	60.9	-18.2	34.7	44.38	68.3	7.4	H
11180.000	47.3	-27.3	38.1	36.52	74.0	26.7	V
16770.200	53.1	-20.3	41.2	32.24	68.3	15.2	V
16810.900	54.5	-20.4	41.2	33.67	68.3	13.8	H
16917.600	55.5	-20.2	41.2	34.49	68.3	12.8	H

## Channel 134

Frequency (MHz)	Measurement Result (dBuV/m)	Cable Loss (dB)	Antenna Factor (dB/m)	Receiver Reading (dBuV)	Limit (dBuV/m)	Margin (dB)	Antenna Pol. (H/V)
5725.570	64.7	-17.7	34.8	47.57	68.3	3.6	H
5726.594	63.6	-17.7	34.8	46.49	68.3	4.7	H
11340.050	46.0	-26.7	38.1	34.65	74.0	28.0	H
16817.500	55.0	-20.3	41.2	34.12	68.3	13.3	H
17010.000	52.5	-20.9	41.2	32.16	68.3	15.8	H
17409.300	55.2	-20.2	40.8	34.61	68.3	13.1	H

## Channel 142

Frequency (MHz)	Measurement Result (dBuV/m)	Cable Loss (dB)	Antenna Factor (dB/m)	Receiver Reading (dBuV)	Limit (dBuV/m)	Margin (dB)	Antenna Pol. (H/V)
5629.375	60.0	-18.3	34.7	43.68	68.3	8.3	V
5782.625	62.0	-17.6	34.8	44.79	68.3	6.3	H
11419.800	47.0	-26.2	38.2	35.01	74.0	27.0	H
16658.550	55.3	-20.4	41.2	34.48	68.3	13.0	V
16822.450	55.2	-20.3	41.2	34.29	68.3	13.1	H
17129.900	53.5	-20.5	41.1	32.90	68.3	14.8	V

### 802.11ac-HT80

#### Channel 42

Frequency (MHz)	Measurement Result (dBuV/m)	Cable Loss (dB)	Antenna Factor (dB/m)	Receiver Reading (dBuV)	Limit (dBuV/m)	Margin (dB)	Antenna Pol. (H/V)
5143.577	62.9	-19.0	34.1	47.84	74.0	11.1	H
5148.684	64.4	-19.0	34.2	49.22	74.0	9.6	V
10419.900	46.2	-26.5	37.7	34.91	68.3	22.1	V
15630.050	51.3	-21.5	40.3	32.59	74.0	22.7	V
16578.800	55.3	-20.6	41.2	34.66	68.3	13.0	V
16821.900	55.6	-20.3	41.2	34.73	68.3	12.7	H

#### Channel 58

Frequency (MHz)	Measurement Result (dBuV/m)	Cable Loss (dB)	Antenna Factor (dB/m)	Receiver Reading (dBuV)	Limit (dBuV/m)	Margin (dB)	Antenna Pol. (H/V)
5351.511	64.1	-18.6	34.4	48.30	74.0	9.9	H
5353.156	64.1	-18.6	34.4	48.33	74.0	9.9	H
10579.950	46.2	-26.9	37.8	35.23	68.3	22.1	V
15869.850	50.8	-21.2	40.5	31.49	74.0	23.2	H
16858.750	55.0	-20.2	41.2	34.04	68.3	13.3	V

17300.950	54.8	-20.1	40.9	34.02	68.3	13.5	H
-----------	------	-------	------	-------	------	------	---

## Channel 106

Frequency (MHz)	Measurement Result (dBuV/m)	Cable Loss (dB)	Antenna Factor (dB/m)	Receiver Reading (dBuV)	Limit (dBuV/m)	Margin (dB)	Antenna Pol. (H/V)
5445.147	64.7	-18.8	34.4	49.12	74.0	9.3	V
5458.225	66.0	-18.8	34.5	50.41	74.0	8.0	H
11060.100	46.3	-27.3	38.0	35.53	74.0	27.7	V
16589.800	52.7	-20.6	41.2	32.15	68.3	15.6	V
16815.300	55.6	-20.4	41.2	34.71	68.3	12.7	V
16903.300	54.5	-20.1	41.2	33.45	68.3	13.8	V

## Channel 122

Frequency (MHz)	Measurement Result (dBuV/m)	Cable Loss (dB)	Antenna Factor (dB/m)	Receiver Reading (dBuV)	Limit (dBuV/m)	Margin (dB)	Antenna Pol. (H/V)
5731.875	62.3	-17.7	34.8	45.21	74.0	11.7	V
5777.125	62.3	-17.6	34.8	45.12	74.0	11.7	H
11220.150	46.4	-27.2	38.1	35.57	74.0	27.6	V
16830.150	53.5	-20.3	41.2	32.56	68.3	14.8	V
16841.700	55.2	-20.3	41.2	34.25	68.3	13.1	H
17153.000	55.1	-20.4	41.0	34.47	68.3	13.2	H

## Channel 138

Frequency (MHz)	Measurement Result (dBuV/m)	Cable Loss (dB)	Antenna Factor (dB/m)	Receiver Reading (dBuV)	Limit (dBuV/m)	Margin (dB)	Antenna Pol. (H/V)
5605.125	63.1	-18.4	34.6	46.89	74.0	10.9	V
5764.750	62.5	-17.6	34.8	45.32	74.0	11.5	V
11380.200	47.9	-26.5	38.2	36.18	74.0	26.1	V
16783.950	55.0	-20.4	41.2	34.19	68.3	13.3	H

16990.750	55.4	-20.8	41.2	35.03	68.3	12.9	V
17069.950	52.3	-20.6	41.1	31.73	68.3	16.1	V

### A.7. AC Powerline Conducted Emission (150kHz- 30MHz)

#### Method of Measurement:

See Clause 6.2 of ANSI C63.10-2013 specifically.

See Clause 4 and Clause 5 of ANSI C63.10-2013 generally.

The conducted emissions from the AC port of the EUT are measured in a shielding room. The EUT is connected to a Line Impedance Stabilization Network (LISN). An overview sweep with peak detection was performed. The measurements were performed with a quasi-peak detector and if required, an average detector.

The conducted emission measurements were made with the following detector of the test receiver: Quasi-Peak / Average Detector.

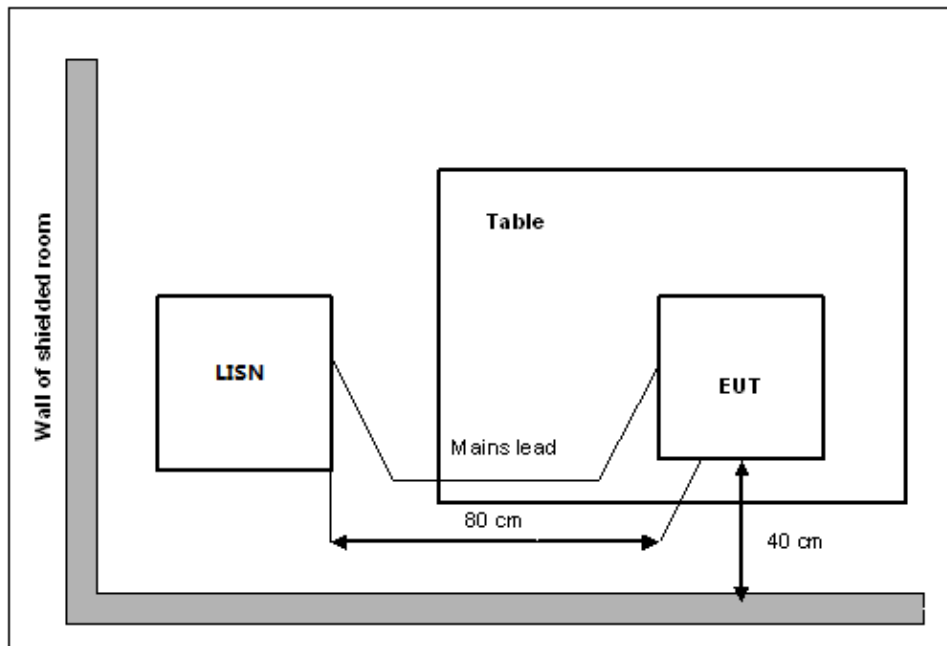
The measurement bandwidth is:

Frequency of Emission (MHz)	RBW/IF bandwidth
0.15-30	9kHz

#### Test Condition:

Voltage (V)	Frequency (Hz)
120	60

#### Measurement Setup


**Measurement Result and limit:**

WLAN (Quasi-peak Limit)

Frequency range (MHz)	Quasi-peak Limit (dB $\mu$ V)	Result (dB $\mu$ V)		Conclusion
		With charger		
		802.11a	Idle	
0.15 to 0.5	66 to 56	Fig.68	Fig.69	<b>P</b>
0.5 to 5	56			
5 to 30	60			

NOTE: The limit decreases linearly with the logarithm of the frequency in the range 0.15 MHz to 0.5 MHz.

WLAN (Average Limit)

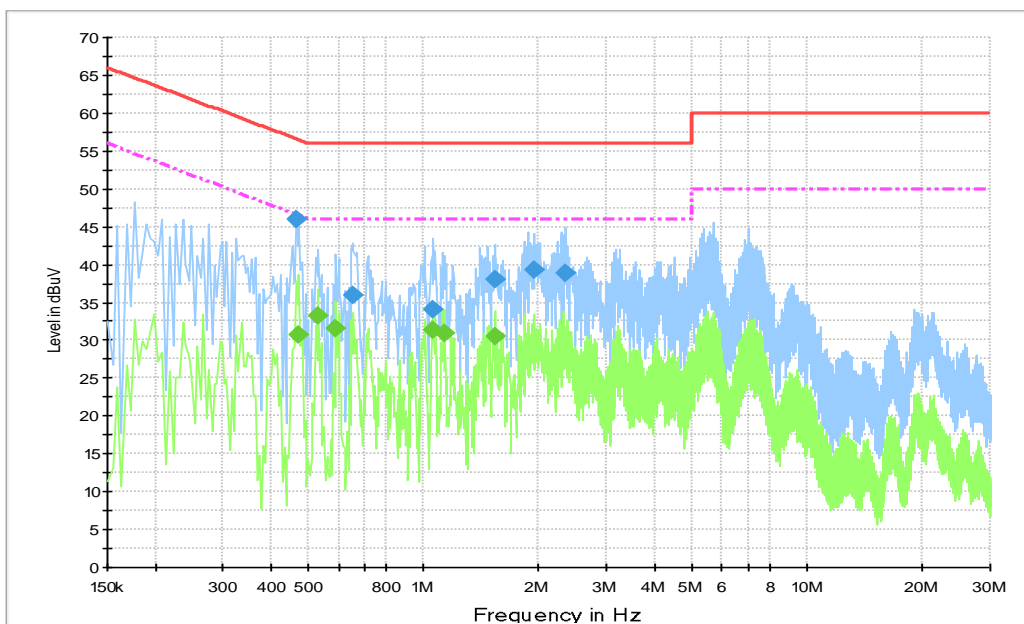
Frequency range (MHz)	Average Limit (dB $\mu$ V)	Result (dB $\mu$ V)		Conclusion
		With charger		
		802.11a	Idle	
0.15 to 0.5	67 56 to 46	Fig.68	Fig.69	<b>P</b>
0.5 to 5	46			



5 to 30	50		
NOTE: The limit decreases linearly with the logarithm of the frequency in the range 0.15 MHz to 0.5 MHz.			

**Conclusion: PASS**  
**Test graphs as below:**

**Traffic:**



**Fig.68 AC Powerline Conducted Emission-Traffic**

Note1: The graphic result above is the maximum of the measurements for both phase line and neutral line.

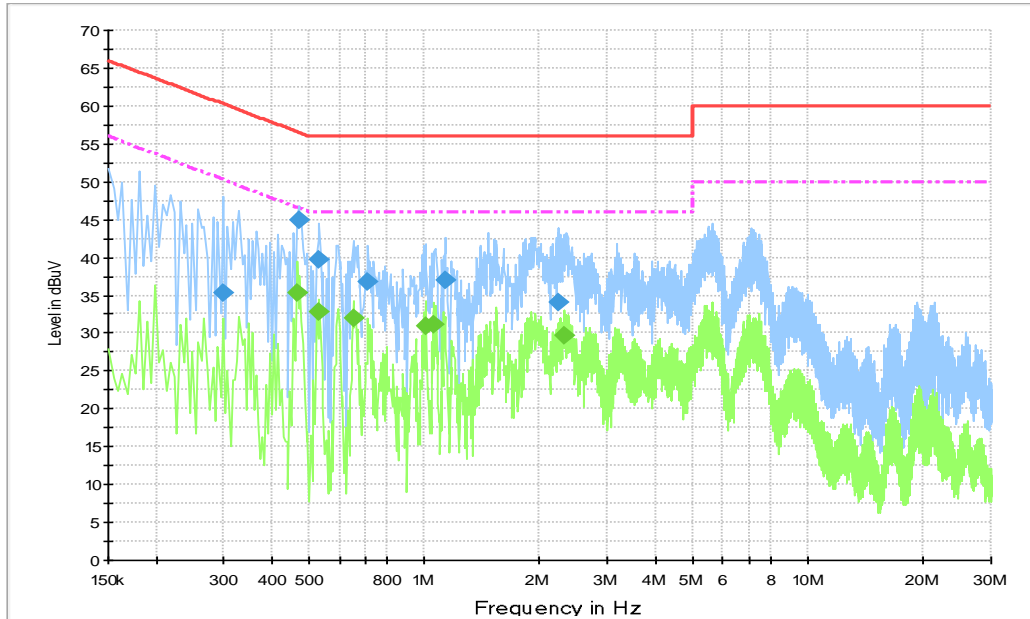
**Final Result 1**

Frequency (MHz)	QuasiPeak (dB $\mu$ V)	Meas. Time (ms)	Bandwidth (kHz)	Line	Corr. (dB)	Margin (dB)	Limit (dB $\mu$ V)
0.465000	45.9	5000.	9.000	L1	19.9	10.7	56.6
0.658500	35.9	5000.	9.000	N	19.8	20.1	56.0
1.063500	34.0	5000.	9.000	N	19.7	22.0	56.0
1.531500	38.0	5000.	9.000	L1	19.7	18.0	56.0
1.936500	39.2	5000.	9.000	L1	19.7	16.8	56.0
2.355000	38.8	5000.	9.000	L1	19.6	17.2	56.0

**Final Result 2**

Frequency (MHz)	Average (dB $\mu$ V)	Meas. Time (ms)	Bandwidth (kHz)	Line	Corr. (dB)	Margin (dB)	Limit (dB $\mu$ V)
0.474000	30.7	5000.0	9.000	N	19.9	15.7	46.4
0.532500	33.2	5000.0	9.000	L1	19.8	12.8	46.0
0.591000	31.6	5000.0	9.000	L1	19.8	14.4	46.0
1.063500	31.4	5000.0	9.000	L1	19.7	14.6	46.0
1.131000	30.9	5000.0	9.000	L1	19.7	15.1	46.0
1.540500	30.5	5000.0	9.000	L1	19.7	15.5	46.0

Idle



**Fig.69 AC Powerline Conducted Emission-Idle**

Note1: The graphic result above is the maximum of the measurements for both phase line and neutral line.

**Final Result 1**

Frequency (MHz)	QuasiPeak (dBµV)	Meas. Time (ms)	Bandwidth (kHz)	Line	Corr. (dB)	Margin (dB)	Limit (dBµV)
0.298500	35.3	5000.	9.000	N	19.9	25.0	60.3
0.469500	45.0	5000.	9.000	L1	19.9	11.5	56.5
0.532500	39.7	5000.	9.000	L1	19.8	16.3	56.0
0.712500	36.8	5000.	9.000	L1	19.8	19.2	56.0
1.135500	37.0	5000.	9.000	L1	19.7	19.0	56.0
2.229000	34.0	5000.	9.000	N	19.6	22.0	56.0

**Final Result 2**

Frequency (MHz)	Average (dBµV)	Meas. Time (ms)	Bandwidth (kHz)	Line	Corr. (dB)	Margin (dB)	Limit (dBµV)
0.465000	35.2	5000.0	9.000	L1	19.9	11.4	46.6
0.532500	32.9	5000.0	9.000	L1	19.8	13.1	46.0
0.654000	32.0	5000.0	9.000	L1	19.8	14.0	46.0
1.005000	30.8	5000.0	9.000	L1	19.7	15.2	46.0
1.063500	31.1	5000.0	9.000	L1	19.7	14.9	46.0
2.314500	29.8	5000.0	9.000	L1	19.6	16.2	46.0

Note: The measurement results showed here are worst cases of the combinations of different AE.

### A.8. 99% Occupied bandwidth

Method of Measurement: See ANSI C63.10-2013-clause 12.4.2.

- a) The instrument center frequency is set to the nominal EUT channel center frequency. The frequency span for the spectrum analyzer shall be between 1.5 times and 5.0 times the OBW.
- b) The nominal IF filter bandwidth (3 dB RBW) shall be in the range of 1% to 5% of the OBW, and VBW shall be approximately three times the RBW, unless otherwise specified by the applicable requirement.
- c) Set the reference level of the instrument as required, keeping the signal from exceeding the maximum input mixer level for linear operation. In general, the peak of the spectral envelope shall be more than  $[10 \log (OBW/RBW)]$  below the reference level. Specific guidance is given in 4.1.5.2.
- d) Step a) through step c) might require iteration to adjust within the specified range.
- e) Video averaging is not permitted. Where practical, a sample detection and single sweep mode shall be used. Otherwise, peak detection and max hold mode (until the trace stabilizes) shall be used.
- f) Use the 99% power bandwidth function of the instrument (if available) and report the measured bandwidth.
- g) If the instrument does not have a 99% power bandwidth function, then the trace data points are recovered and directly summed in linear power terms. The recovered amplitude data points, beginning at the lowest frequency, are placed in a running sum until 0.5% of the total is reached; that frequency is recorded as the lower frequency. The process is repeated until 99.5% of the total is reached; that frequency is recorded as the upper frequency. The 99% power bandwidth is the difference between these two frequencies.
- h) The occupied bandwidth shall be reported by providing plot(s) of the measuring instrument display; the plot axes and the scale units per division shall be clearly labeled. Tabular data may be reported in addition to the plot(s).

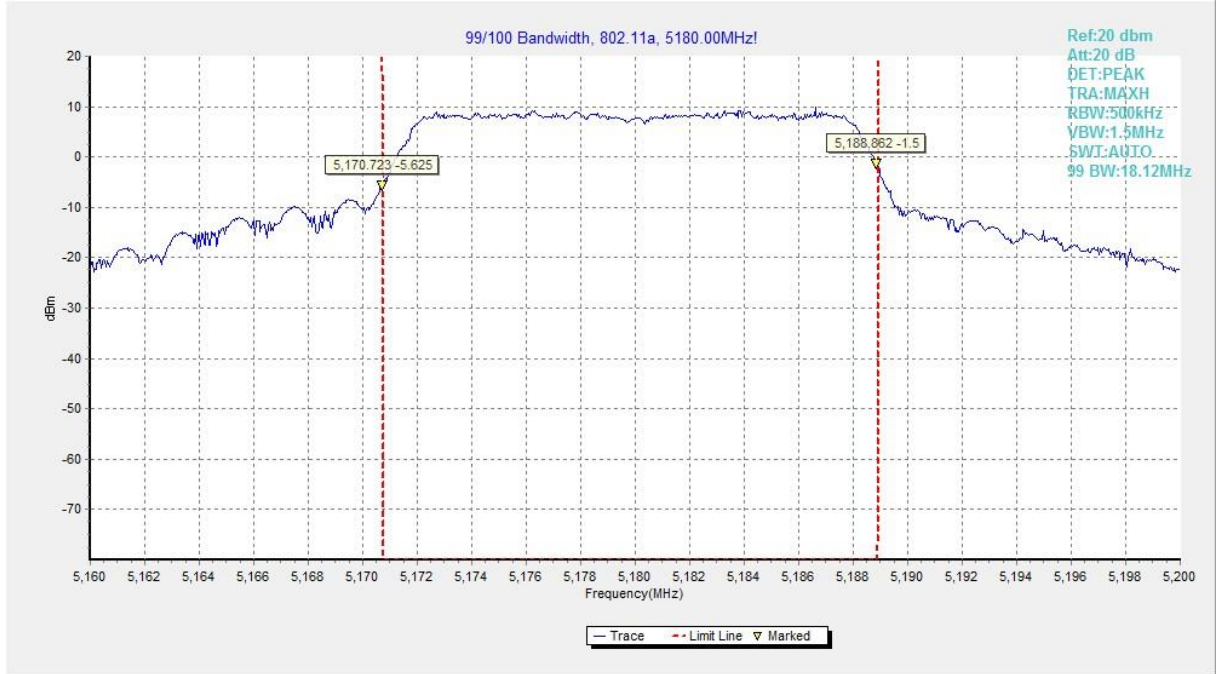
#### Measurement Uncertainty:

Measurement Uncertainty	60.80Hz
-------------------------	---------

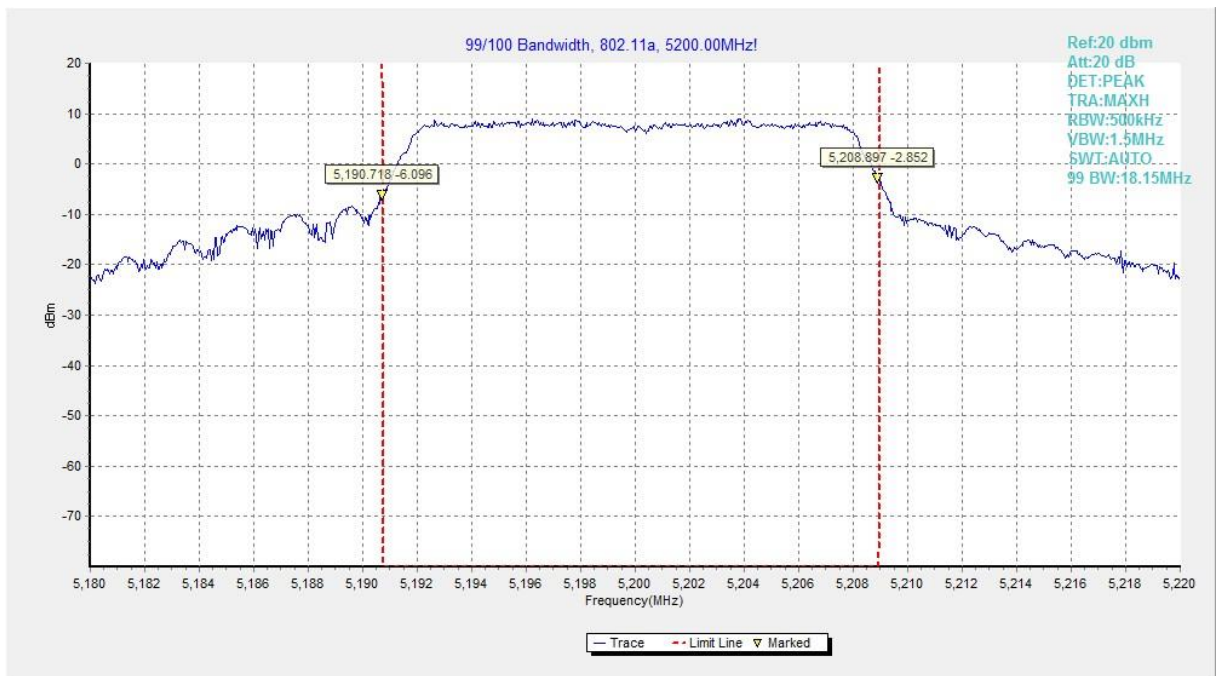
#### Measurement Result:

Mode	Frequency	99% Occupied bandwidth ( MHz)		conclusion
802.11a	5180 MHz	Fig.70	18.12	P
	5200 MHz	Fig.71	18.15	P
	5240 MHz	Fig.72	18.06	P
802.11n HT20	5180 MHz	Fig.73	18.63	P
	5200 MHz	Fig.74	18.44	P
	5240 MHz	Fig.75	18.64	P
802.11ac HT40	5190 MHz	Fig.76	36.53	P
	5230 MHz	Fig.77	36.48	P
802.11ac HT80	5210 MHz	Fig.78	75.77	P

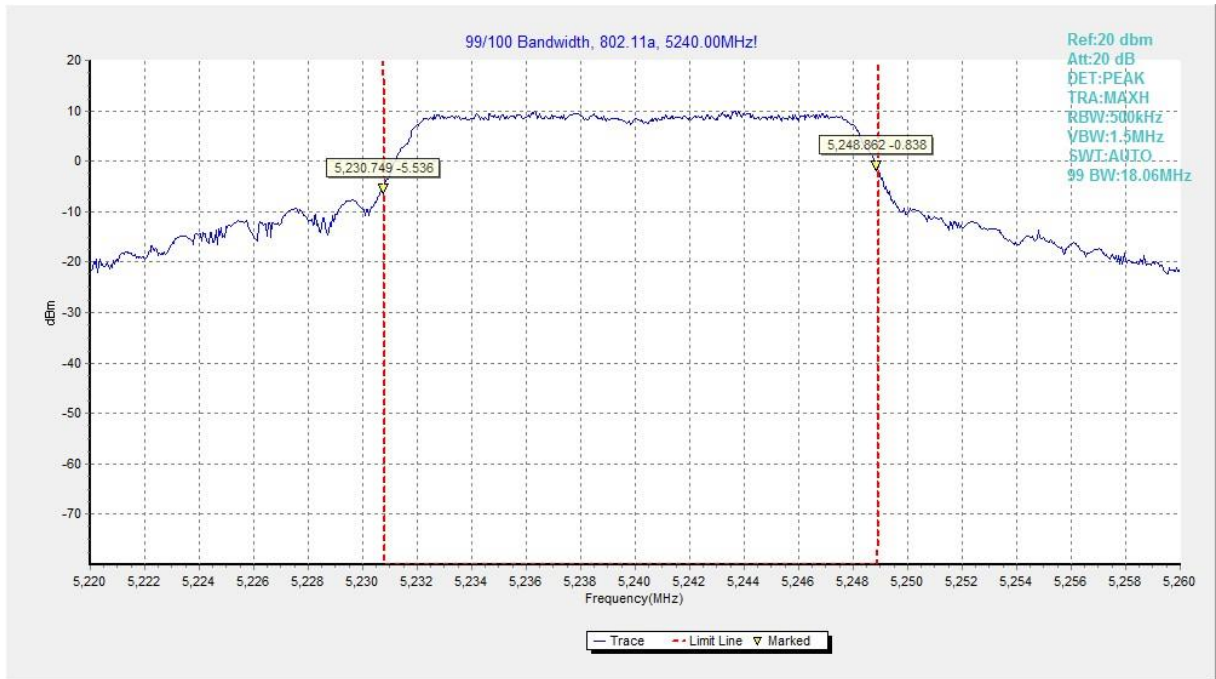
**Conclusion: PASS**  
**Test graphs as below:**



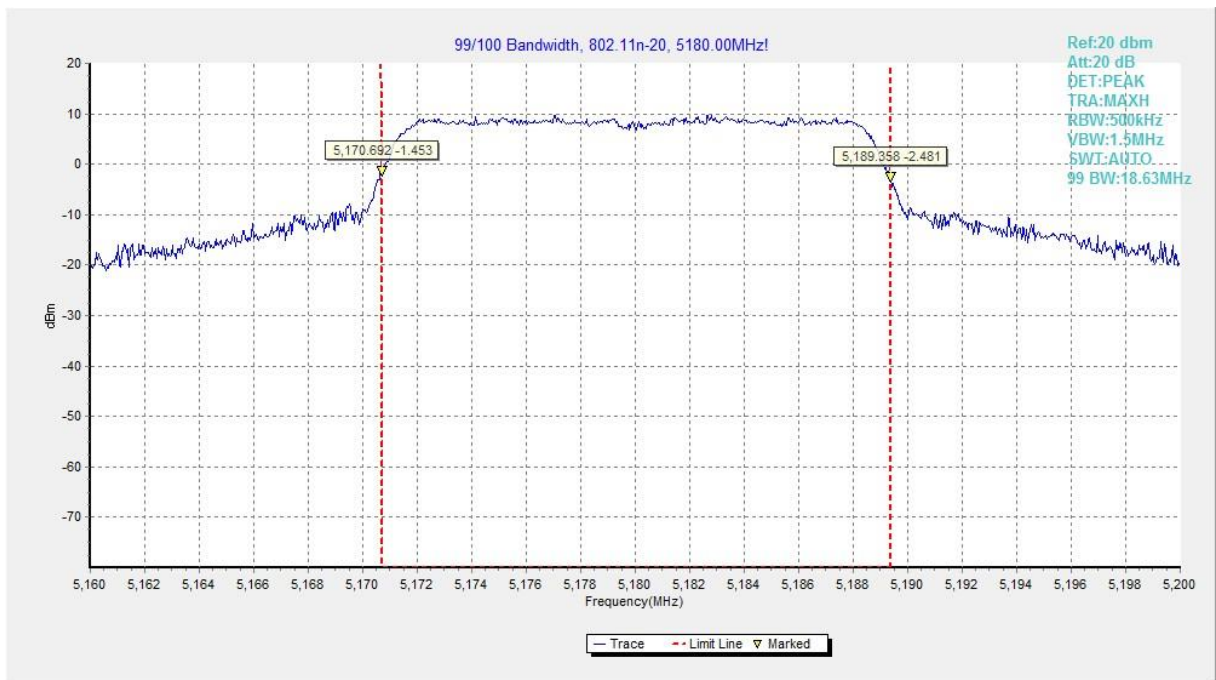
**Fig.70 99% Occupied bandwidth (802.11a, 5180MHz)**



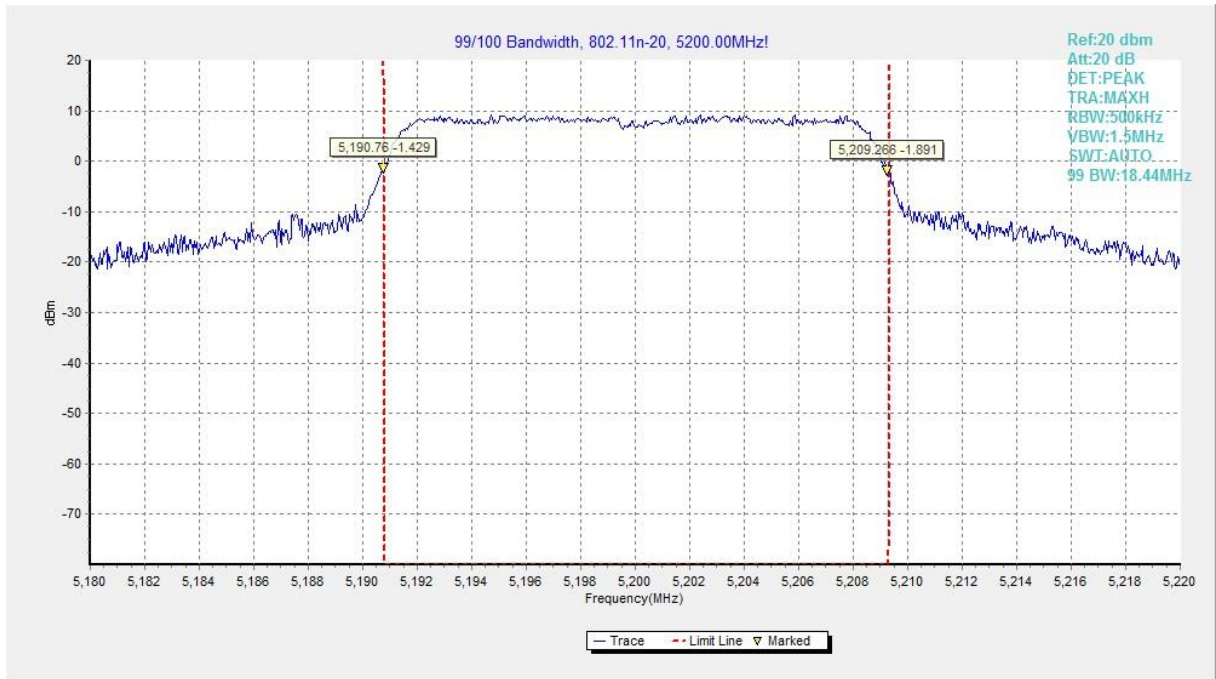
**Fig.71 99% Occupied bandwidth (802.11a, 5200MHz)**



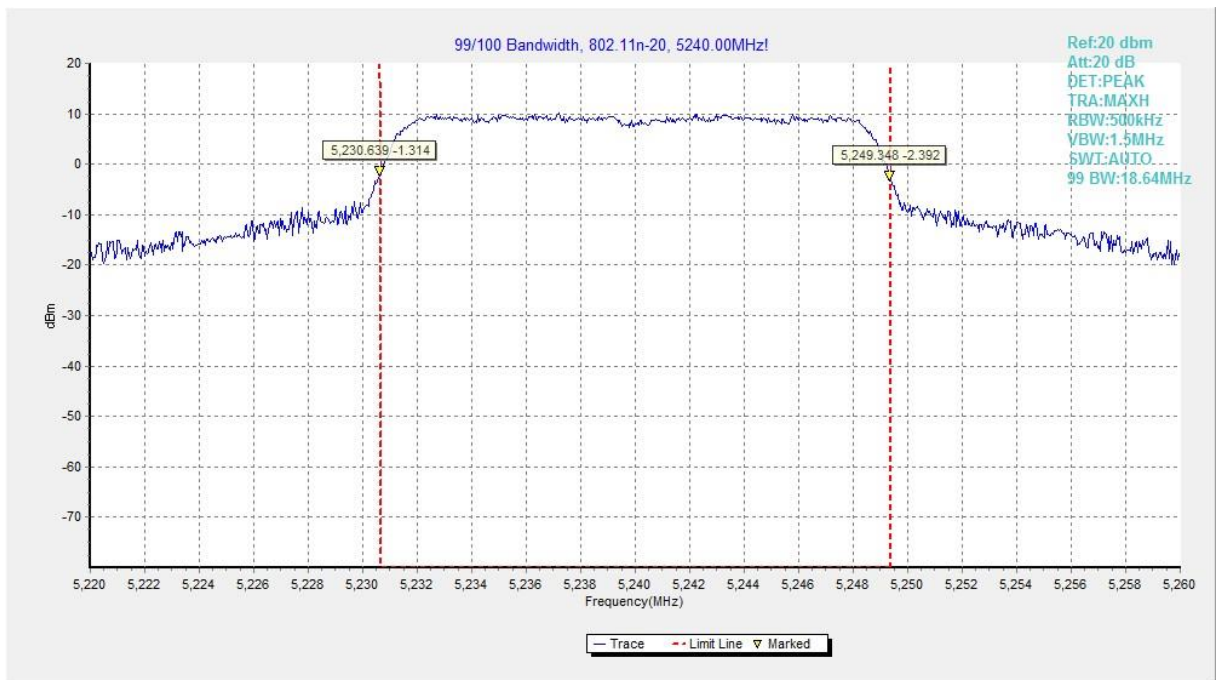
**Fig.72 99% Occupied bandwidth (802.11a, 5240MHz)**



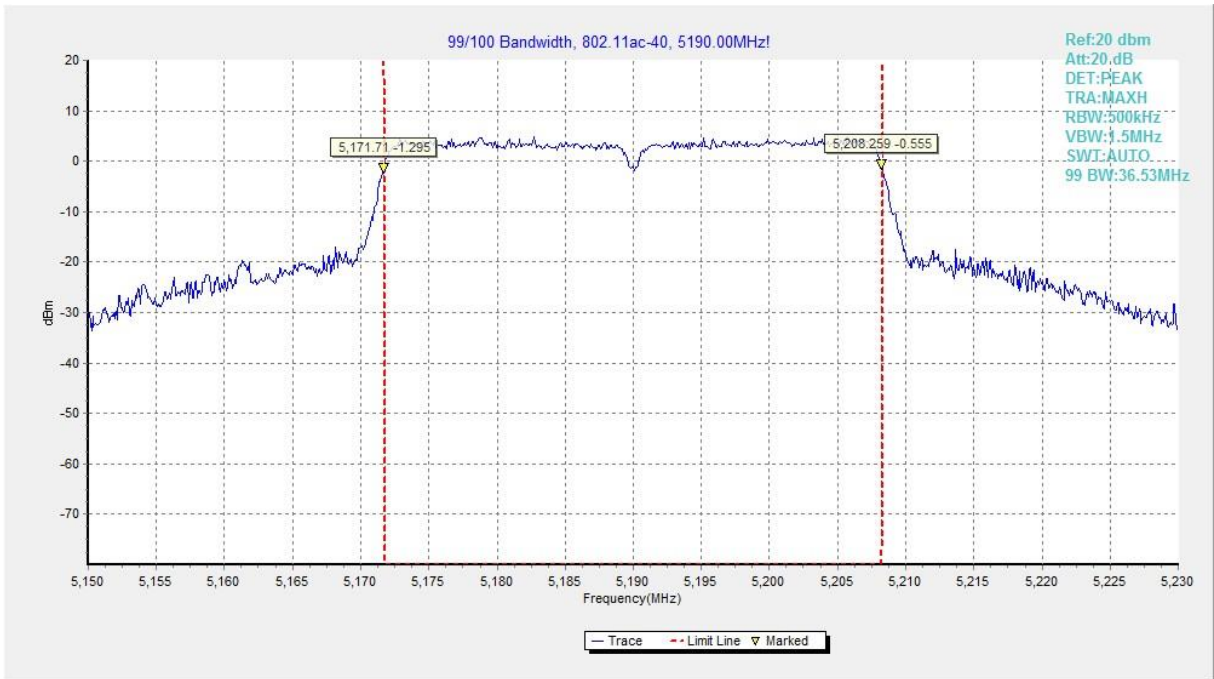
**Fig.73 99% Occupied bandwidth (802.11n-HT20, 5180MHz)**



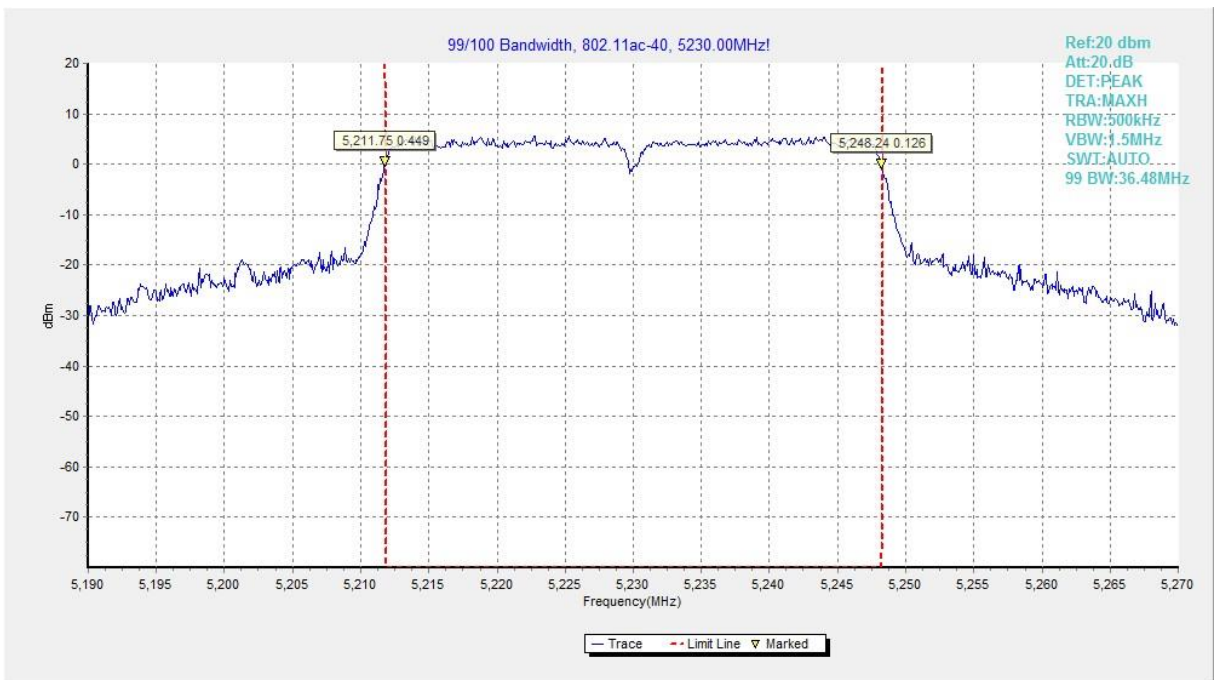
**Fig.74 99% Occupied bandwidth (802.11n-HT20, 5200MHz)**



**Fig.75 99% Occupied bandwidth (802.11n-HT20, 5240MHz)**

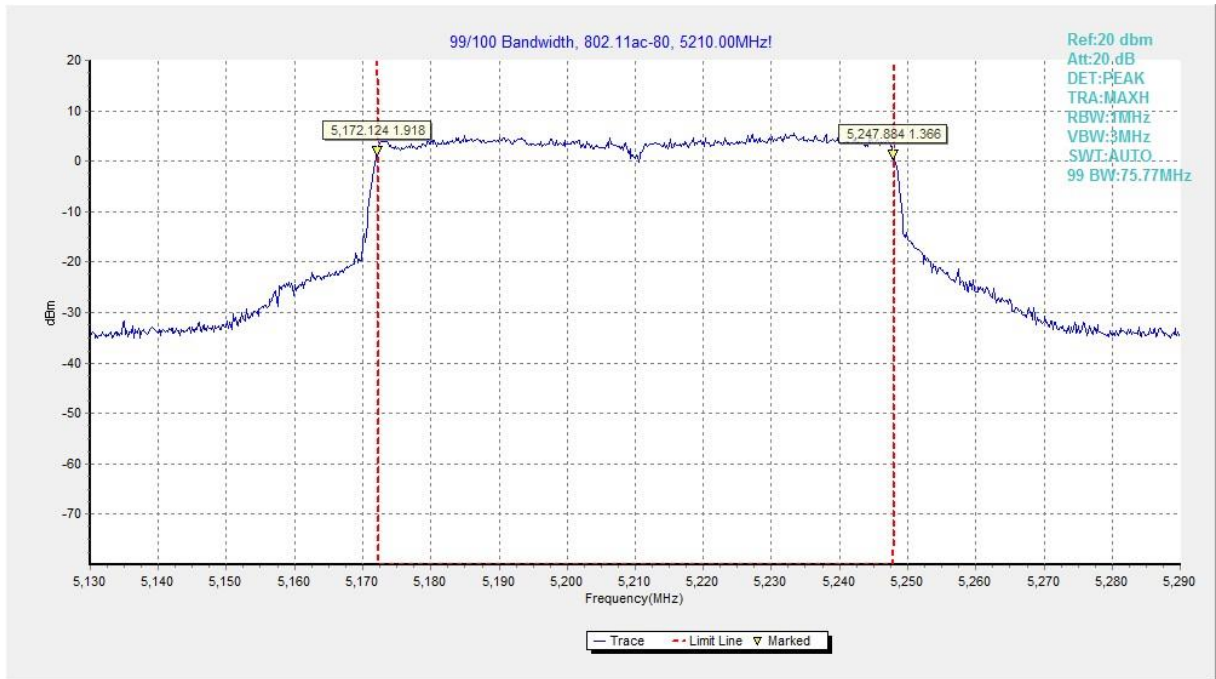


**Fig.76 99% Occupied bandwidth (802.11ac-HT40, 5190MHz)**



**Fig.77 99% Occupied bandwidth (802.11ac-HT40, 5230MHz)**





**Fig.78 99% Occupied bandwidth (802.11ac-HT80, 5210MHz)**

## A.9. Power control

A Transmission Power Control mechanism is not required for systems with an e.i.r.p. of less than 27dBm (500 mW).

## ANNEX B: EUT parameters

Disclaimer: The antenna gain provided by the client may affect the validity of the measurement results in this report, and the client shall bear the impact and consequences arising therefrom.

## ANNEX C: Accreditation Certificate



\*\*\* END OF REPORT BODY \*\*\*