



No.I22Z70189-SEM01



SAR TEST REPORT

No. I22Z70189-SEM01

For

Samsung Electronics Co., Ltd

Multi-band GSM/WCDMA/LTE Tablet with Bluetooth, WLAN

Model Name: SM-T509

with

Hardware Version: REV 1.0

Software Version: T509.001

FCC ID: ZCASMT509

Issued Date: 2022-8-26

Note:

The test results in this test report relate only to the devices specified in this report. This report shall not be reproduced except in full without the written approval of CTTL.

The report must not be used by the client to claim product certification, approval, or endorsement by NVLAP, NIST, or any agency of the U.S. Government.

Test Laboratory:

CTTL, Telecommunication Technology Labs, CAICT

No. 52, Huayuan North Road, Haidian District, Beijing, P. R. China 100191.

Tel:+86(0)10-62304633-2512, Fax:+86(0)10-62304633-2504

Email: ctl_terminals@caict.ac.cn, website: www.caict.ac.cn

**REPORT HISTORY**

| Report Number | Revision | Issue Date | Description |
|----------------------|-----------------|-------------------|--|
| I22Z70189-SEM01 | Rev.0 | 2022-8-18 | Initial creation of test report |
| I22Z70189-SEM01 | Rev.1 | 2022-8-26 | Revise the equipment class from PCE to PCB on page6. |

TABLE OF CONTENT

| | |
|--|-----------|
| 1 TEST LABORATORY | 5 |
| 1.1 TESTING LOCATION | 5 |
| 1.2 TESTING ENVIRONMENT..... | 5 |
| 1.3 PROJECT DATA | 5 |
| 1.4 SIGNATURE..... | 5 |
| 2 STATEMENT OF COMPLIANCE | 6 |
| 3 CLIENT INFORMATION | 8 |
| 3.1 APPLICANT INFORMATION | 8 |
| 3.2 MANUFACTURER INFORMATION | 8 |
| 4 EQUIPMENT UNDER TEST (EUT) AND ANCILLARY EQUIPMENT (AE) | 9 |
| 4.1 ABOUT EUT..... | 9 |
| 4.2 INTERNAL IDENTIFICATION OF EUT USED DURING THE TEST | 10 |
| 4.3 INTERNAL IDENTIFICATION OF AE USED DURING THE TEST | 10 |
| 5 TEST METHODOLOGY | 11 |
| 5.1 APPLICABLE LIMIT REGULATIONS..... | 11 |
| 5.2 APPLICABLE MEASUREMENT STANDARDS | 11 |
| 6 SPECIFIC ABSORPTION RATE (SAR) | 12 |
| 6.1 INTRODUCTION..... | 12 |
| 6.2 SAR DEFINITION..... | 12 |
| 7 TISSUE SIMULATING LIQUIDS | 13 |
| 7.1 TARGETS FOR TISSUE SIMULATING LIQUID..... | 13 |
| 7.2 DIELECTRIC PERFORMANCE | 13 |
| 8 SYSTEM VERIFICATION | 17 |
| 8.1 SYSTEM SETUP..... | 17 |
| 8.2 SYSTEM VERIFICATION..... | 18 |
| 9 MEASUREMENT PROCEDURES | 19 |
| 9.1 TESTS TO BE PERFORMED | 19 |
| 9.2 GENERAL MEASUREMENT PROCEDURE..... | 21 |
| 9.3 WCDMA MEASUREMENT PROCEDURES FOR SAR | 22 |
| 9.4 SAR MEASUREMENT FOR LTE..... | 23 |
| 9.5 BLUETOOTH & WI-FI MEASUREMENT PROCEDURES FOR SAR | 25 |
| 9.6 POWER DRIFT..... | 25 |
| 10 AREA SCAN BASED 1-G SAR | 26 |
| 10.1 REQUIREMENT OF KDB..... | 26 |
| 10.2 FAST SAR ALGORITHMS | 26 |

| | |
|---|------------|
| 11 CONDUCTED OUTPUT POWER | 27 |
| 11.1 GSM MEASUREMENT RESULT | 27 |
| 11.2 WCDMA MEASUREMENT RESULT | 31 |
| 11.3 LTE MEASUREMENT RESULT | 34 |
| 11.4 WI-FI AND BT MEASUREMENT RESULT | 76 |
| 12 SIMULTANEOUS TX SAR CONSIDERATIONS | 84 |
| 12.1 INTRODUCTION..... | 84 |
| 12.2 TRANSMIT ANTENNA SEPARATION DISTANCES..... | 84 |
| 12.3 SAR MEASUREMENT POSITIONS..... | 84 |
| 13 EVALUATION OF SIMULTANEOUS..... | 85 |
| 14 SAR TEST RESULT | 86 |
| 14.1 SAR RESULTS FOR 2G/3G/4G | 87 |
| 14.2 WLAN EVALUATION FOR 2.4G | 99 |
| 14.3 WLAN EVALUATION FOR 5G..... | 100 |
| 14.4 WLAN EVALUATION FOR BT..... | 102 |
| 15 SAR MEASUREMENT VARIABILITY..... | 103 |
| 16 MEASUREMENT UNCERTAINTY | 104 |
| 16.1 MEASUREMENT UNCERTAINTY FOR NORMAL SAR TESTS (300MHZ~3GHZ)..... | 104 |
| 16.2 MEASUREMENT UNCERTAINTY FOR NORMAL SAR TESTS (3~6GHZ) | 105 |
| 16.3 MEASUREMENT UNCERTAINTY FOR FAST SAR TESTS (300MHZ~3GHZ)..... | 106 |
| 16.4 MEASUREMENT UNCERTAINTY FOR FAST SAR TESTS (3~6GHZ) | 107 |
| 17 MAIN TEST INSTRUMENTS | 109 |
| ANNEX A GRAPH RESULTS..... | 110 |
| ANNEX B SYSTEM VERIFICATION RESULTS | 125 |
| ANNEX C SAR MEASUREMENT SETUP..... | 135 |
| ANNEX D POSITION OF THE WIRELESS DEVICE IN RELATION TO THE PHANTOM | 141 |
| ANNEX E EQUIVALENT MEDIA RECIPES..... | 144 |
| ANNEX F SYSTEM VALIDATION | 145 |
| ANNEX G PROBE CALIBRATION CERTIFICATE | 146 |
| ANNEX H DIPOLE CALIBRATION CERTIFICATE | 156 |
| ANNEX I SENSOR TRIGGERING DATA SUMMARY | 192 |
| ANNEX J EXTENDED CALIBRATION SAR DIPOLE | 207 |
| ANNEX K ACCREDITATION CERTIFICATE | 208 |

1 Test Laboratory

1.1 Testing Location

| | |
|---------------|--|
| Company Name: | CTTL(Shouxiang) |
| Address: | No. 51, Xueyuan Road, Haidian District, Beijing, P. R. China 100191. |

1.2 Testing Environment

| | |
|-----------------------------|----------------|
| Temperature: | 18°C~25°C, |
| Relative humidity: | 30%~ 70% |
| Ground system resistance: | < 0.5 Ω |
| Ambient noise & Reflection: | < 0.012 W/kg |


1.3 Project Data

| | |
|---------------------|----------------|
| Project Leader: | Qi Dianyuan |
| Test Engineer: | Yao Juming |
| Testing Start Date: | July 18, 2022 |
| Testing End Date: | August 4, 2022 |

1.4 Signature

姚聚明

Yao Juming
(Prepared this test report)



Qi Dianyuan
(Reviewed this test report)

陆冰松

Lu Bingsong
Deputy Director of the laboratory
(Approved this test report)

2 Statement of Compliance

The maximum results of Specific Absorption Rate (SAR) found during testing for Samsung Electronics Co., Ltd Multi-band GSM/WCDMA/LTE Tablet with Bluetooth, WLAN SM-T509 are as follows:

Table 2.1: Highest Reported SAR (1g)

| Technology Band | Body SAR 1g (W/kg) | Equipment Class |
|-----------------|--------------------|-----------------|
| GSM850 | 0.75 | PCB |
| GSM1900 | 0.69 | |
| WCDMA1900 | 0.99 | |
| WCDMA1700 | 0.71 | |
| WCDMA 850 | 0.62 | |
| LTE Band2 | 0.86 | |
| LTE Band4 | 0.67 | |
| LTE Band5 | 0.50 | |
| LTE Band7 | 0.76 | |
| LTE Band12 | 0.55 | |
| LTE Band41 | 0.77 | |
| LTE Band66 | 0.65 | |
| WLAN 2.4GHz | 0.51 | DTS |
| WLAN 5GHz | 0.56 | NII |
| BT | 0.12 | DSS |

The SAR values found for the Mobile Phone are below the maximum recommended levels of 1.6 W/kg as averaged over any 1g tissue according to the ANSI C95.1-1992.

For body operation, this device has been tested and meets FCC RF exposure guidelines when used with any accessory that contains no metal and which provides a minimum separation distance of 0mm/13mm/15mm/19mm between this device and the body of the user. Use of other accessories may not ensure compliance with FCC RF exposure guidelines.

The EUT battery must be fully charged and checked periodically during the test to ascertain uniform power output.

The measurement together with the test system set-up is described in annex C of this test report. A detailed description of the equipment under test can be found in chapter 4 of this test report. The highest reported SAR value is obtained at the case of **(Table 2.1)**, and the values are:

Body: 0.99 W/kg(1g)

Remark:

This device supports both LTE B17/B38 and LTE B12/B41. Since the supported frequency span for LTE B17/B38 falls completely within the supports frequency span for LTE B12/B41, both LTE bands have the same target power, and both LTE bands share the same transmission path; therefore, SAR was only assessed for LTE B12/B41.

Table 2.2: The sum of SAR values for Main antenna + WiFi-2.4G

| | Position | Main antenna | WiFi-2.4G | Sum |
|-----------------------------------|--------------------|---------------------|------------------|-------------|
| Highest SAR value for Body | Rear 0mm (LTE B41) | 0.77 | 0.51 | 1.28 |

Table 2.3: The sum of SAR values for Main antenna + WiFi-5G + BT

| | Position | Main antenna | WiFi-5G | BT | Sum |
|-----------------------------------|--------------------|---------------------|----------------|-----------|-------------|
| Highest SAR value for Body | Rear 0mm (LTE B41) | 0.77 | 0.57 | 0.12 | 1.46 |

According to the above tables, the highest sum of reported SAR values is **1.46 W/kg (1g)**. The detail for simultaneous transmission consideration is described in chapter 13.

Conclusion:

According to the above tables, the sum of reported SAR values is < 1.6W/kg. So the simultaneous transmission SAR with volume scans is not required.

3 Client Information

3.1 Applicant Information

| | |
|-----------------|--|
| Company Name: | Samsung Electronics Co., Ltd. |
| Address/Post: | 19 Chapin Rd., Building D Pine Brook, NJ 07058 |
| Contact Person: | Jenni Chun |
| Contact Email: | j1.chun@samsung.com |
| Telephone: | +1-201-937-4203 |

3.2 Manufacturer Information

| | |
|-----------------|--|
| Company Name: | Samsung Electronics Co., Ltd |
| Address/Post: | Samsung R5, Maetan dong 129, Samsung ro Youngtong gu, Suwon city 443 742, Korea |
| Contact Person: | 조성훈 (Sunghoon Cho) |
| Contact Email: | ggobi.cho@samsung.com |
| Telephone: | +82-10-2722-4159 |
| Fax: | / |

4 Equipment Under Test (EUT) and Ancillary Equipment (AE)

4.1 About EUT

| | |
|-------------------------------------|--|
| Description: | Multi-band GSM/WCDMA/LTE Tablet with Bluetooth, WLAN |
| Model name: | SM-T509 |
| Operating mode(s): | GSM850/900/1800/1900, WCDMA850/900/1700/1900/2100 LTEBand1/2/3/4/5/7/8/12/17/20/28/38/40/41/66,BT, Wi-Fi(2.4G&5G) |
| Tested Tx Frequency: | 824 – 849 MHz (GSM 850) |
| | 1850 – 1910 MHz (GSM 1900) |
| | 824 – 849 MHz (WCDMA 850 Band V) |
| | 1850 – 1910 MHz (WCDMA1900 Band IV) |
| | 1710-1755 MHz (WCDMA1700 Band II) |
| | 1850.7 – 1909.3 MHz (LTE Band 2) |
| | 1710.7 – 1754.3 MHz (LTE Band 4) |
| | 824.7 – 848.3 MHz (LTE Band 5) |
| | 2500 – 2570 MHz (LTE Band 7) |
| | 699.7 – 715.3 MHz (LTE Band 12) |
| | 2537.5 – 2652.5 MHz (LTE Band41) |
| | 1710.7 –1779.3 MHz (LTE Band 66) |
| | 2412 – 2462 MHz (Wi-Fi 2.4G) |
| | 2400 – 2483.5 MHz (Bluetooth) |
| | 5180 – 5240 MHz (Wi-Fi 5.2G) |
| 5260 – 5320 MHz (Wi-Fi 5.3G) | |
| 5500 – 5720 MHz (Wi-Fi 5.5G) | |
| 5745 – 5825 MHz (Wi-Fi 5.8G) | |
| GPRS/EGPRS Multislot Class: | 12 |
| Test device production information: | Production unit |
| Device type: | Portable device |
| Antenna type: | Integrated antenna |
| Hotspot mode: | Support |

4.2 Internal Identification of EUT used during the test

| EUT ID* | IMEI/SN | HW Version | SW Version |
|---------|-------------|------------|------------|
| EUT1 | UT70189-01a | REV1.0 | T509.001 |
| EUT2 | UT70189-02a | REV1.0 | T509.001 |
| EUT3 | UT70189-03a | REV1.0 | T509.001 |
| EUT4 | UT70189-04a | REV1.0 | T509.001 |
| EUT5 | UT70189-17a | REV1.0 | T509.001 |
| EUT5 | UT70189-18a | REV1.0 | T509.001 |

*EUT ID: is used to identify the test sample in the lab internally.

Note: It is performed to test SAR with the EUT1~4 and conducted power with the EUT5~6.

4.3 Internal Identification of AE used during the test

| AE ID* | Description | Model | SN | Manufacturer |
|--------|-------------|-------------|----|--------------------------------------|
| AE1 | Battery | SCUD-WT-N19 | / | SCUD (Fujian) Electronics CO.,LTD |
| AE2 | Headset | EHS64AVFWE | / | DONGGUAN YOUNGBO ELECTRONICS CO.,LTD |
| AE3 | Headset | EHS61ASFWE | / | DONGGUAN YOUNGBO ELECTRONICS CO.,LTD |

*AE ID: is used to identify the test sample in the lab internally.

5 TEST METHODOLOGY

5.1 Applicable Limit Regulations

ANSI C95.1–1992:IEEE Standard for Safety Levels with Respect to Human Exposure to Radio Frequency Electromagnetic Fields, 3 kHz to 300 GHz.

It specifies the maximum exposure limit of **1.6 W/kg** as averaged over any 1 gram of tissue for portable devices being used within 20 cm of the user in the uncontrolled environment.

5.2 Applicable Measurement Standards

IEEE 1528–2013: Recommended Practice for Determining the Peak Spatial-Average Specific Absorption Rate (SAR) in the Human Head from Wireless Communications Devices: Measurement Techniques.

KDB447498 D01: General RF Exposure Guidance v06: Mobile and Portable Devices RF Exposure Procedures and Equipment Authorization Policies.

KDB616217 D04 SAR for laptop and tablets v01r02 SAR Evaluation Considerations for Laptop, Notebook, Notebook and Tablet Computers.

KDB648474 D04 Handset SAR v01r03: SAR Evaluation Considerations for Wireless Handsets.

KDB941225 D01 SAR test for 3G devices v03r01: SAR Measurement Procedures for 3G Devices

KDB941225 D05 SAR for LTE Devices v02r05: SAR Evaluation Considerations for LTE Devices

KDB941225 D06 Hotspot Mode SAR v02r01: SAR Evaluation Procedures for Portable Devices with Wireless Router Capabilities

KDB248227 D01 802.11 Wi-Fi SAR v02r02: SAR GUIDANCE FOR IEEE 802.11 (Wi-Fi) TRANSMITTERS

KDB865664 D01 SAR measurement 100 MHz to 6 GHz v01r04: SAR Measurement Requirements for 100 MHz to 6 GHz.

KDB865664 D02 RF Exposure Reporting v01r02: RF Exposure Compliance Reporting and Documentation Considerations

6 Specific Absorption Rate (SAR)

6.1 Introduction

SAR is related to the rate at which energy is absorbed per unit mass in an object exposed to a radio field. The SAR distribution in a biological body is complicated and is usually carried out by experimental techniques or numerical modeling. The standard recommends limits for two tiers of groups, occupational/controlled and general population/uncontrolled, based on a person's awareness and ability to exercise control over his or her exposure. In general, occupational/controlled exposure limits are higher than the limits for general population/uncontrolled.

6.2 SAR Definition

The SAR definition is the time derivative (rate) of the incremental energy (dW) absorbed by (dissipated in) an incremental mass (dm) contained in a volume element (dv) of a given density (ρ). The equation description is as below:

$$SAR = \frac{d}{dt} \left(\frac{dW}{dm} \right) = \frac{d}{dt} \left(\frac{dW}{\rho dv} \right)$$

SAR is expressed in units of Watts per kilogram (W/kg)

SAR measurement can be either related to the temperature elevation in tissue by

$$SAR = c \left(\frac{\delta T}{\delta t} \right)$$

Where: C is the specific heat capacity, δT is the temperature rise and δt is the exposure duration, or related to the electrical field in the tissue by

$$SAR = \frac{\sigma |E|^2}{\rho}$$

Where: σ is the conductivity of the tissue, ρ is the mass density of tissue and E is the RMS electrical field strength.

However for evaluating SAR of low power transmitter, electrical field measurement is typically applied.

7 Tissue Simulating Liquids

7.1 Targets for tissue simulating liquid

Table 7.1: Targets for tissue simulating liquid


| Frequency(MHz) | Liquid Type | Conductivity(σ) | $\pm 5\%$ Range | Permittivity(ϵ) | $\pm 5\%$ Range |
|----------------|-------------|--------------------------|-----------------|----------------------------|-----------------|
| 750 | Head | 0.89 | 0.85~0.93 | 41.94 | 39.8~44.0 |
| 835 | Head | 0.90 | 0.86~0.95 | 41.5 | 39.4~43.6 |
| 1750 | Head | 1.37 | 1.30~1.44 | 40.08 | 38.1~42.1 |
| 1900 | Head | 1.40 | 1.33~1.47 | 40.0 | 38.0~42.0 |
| 2450 | Head | 1.67 | 1.59~1.75 | 39.47 | 37.5~41.4 |
| 2600 | Head | 1.96 | 1.86~2.06 | 39.01 | 37.1~41.0 |
| 5250 | Head | 4.71 | 4.47~4.95 | 35.93 | 34.13~37.73 |
| 5600 | Head | 5.07 | 4.82~5.32 | 35.53 | 33.8~37.3 |
| 5750 | Head | 5.22 | 4.96~5.48 | 35.36 | 33.59~37.13 |

7.2 Dielectric Performance


Table 7.2: Dielectric Performance of Tissue Simulating Liquid

| Measurement Date (yyyy-mm-dd) | Type | Frequency | Permittivity ϵ | Drift (%) | Conductivity σ (S/m) | Drift (%) |
|-------------------------------|------|-----------|-------------------------|-----------|-----------------------------|-----------|
| 2022-7-18 | Head | 750 MHz | 41.47 | -1.12 | 0.885 | -0.56 |
| 2022-7-19 | Head | 835 MHz | 40.87 | -1.52 | 0.906 | 0.67 |
| 2022-7-23 | Head | 1750 MHz | 39.69 | -0.97 | 1.384 | 1.02 |
| 2022-7-24 | Head | 1900 MHz | 40.25 | 0.63 | 1.427 | 1.93 |
| 2022-7-27 | Head | 2450 MHz | 39.55 | 0.89 | 1.825 | 1.39 |
| 2022-7-28 | Head | 2600 MHz | 39.56 | 1.41 | 1.96 | 0.00 |
| 2022-8-2 | Head | 5250 MHz | 35.67 | -0.72 | 4.751 | 0.87 |
| 2022-8-3 | Head | 5600 MHz | 35.77 | 0.68 | 5.049 | -0.41 |
| 2022-8-4 | Head | 5750 MHz | 35.12 | -0.68 | 5.323 | 1.97 |


Note: The liquid temperature is 22.0°C



Picture 7-1 Liquid depth in the Head Phantom (750MHz)




Picture 7-2 Liquid depth in the Head Phantom (835 MHz)



Picture 7-3 Liquid depth in the Head Phantom (1900 MHz)



Picture 7-4 Liquid depth in the Head Phantom (2450MHz)



Picture 7-5 Liquid depth in the Head Phantom (2600 MHz)

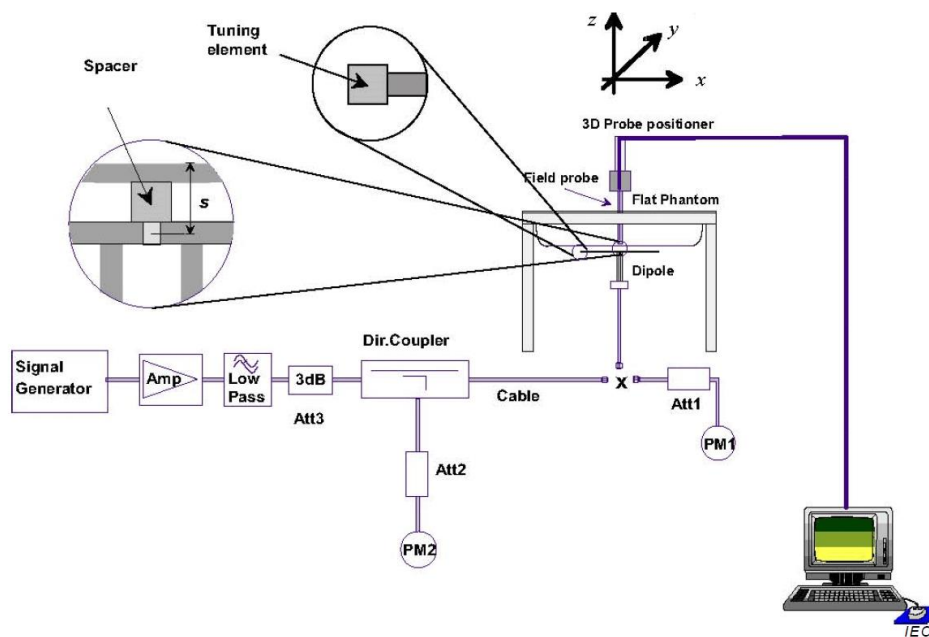


Picture 7-6 Liquid depth in the Head Phantom (5GHz)

8 System verification

8.1 System Setup

In the simplified setup for system evaluation, the DUT is replaced by a calibrated dipole and the power source is replaced by a continuous wave that comes from a signal generator. The calibrated dipole must be placed beneath the flat phantom section of the SAM twin phantom with the correct distance holder. The distance holder should touch the phantom surface with a light pressure at the reference marking and be oriented parallel to the long side of the phantom. The equipment setup is shown below:



Picture 8.1 System Setup for System Evaluation



Picture 8.2 Photo of Dipole Setup

8.2 System Verification

SAR system verification is required to confirm measurement accuracy, according to the tissue dielectric media, probe calibration points and other system operating parameters required for measuring the SAR of a test device. The system verification must be performed for each frequency band and within the valid range of each probe calibration point required for testing the device.

The system verification results are required that the area scan estimated 1-g SAR is within 3% of the zoom scan 1-g SAR. The details are presented in annex B.

Table 8.1: System Verification of Head

| Measurement Date (yyyy-mm-dd) | Frequency | Target value (W/kg) | | Measured value(W/kg) | | Deviation | |
|----------------------------------|-----------|---------------------|-------------|----------------------|-------------|--------------|-------------|
| | | 10 g Average | 1 g Average | 10 g Average | 1 g Average | 10 g Average | 1 g Average |
| 2022-7-18 | 750 MHz | 5.65 | 8.68 | 5.56 | 8.68 | -1.59% | 0.00% |
| 2022-7-19 | 835 MHz | 6.21 | 9.65 | 6.40 | 9.52 | 3.06% | -1.35% |
| 2022-7-23 | 1750 MHz | 19.4 | 36.9 | 19.5 | 36.4 | 0.41% | -1.25% |
| 2022-7-24 | 1900 MHz | 20.6 | 39.9 | 20.8 | 40.0 | 1.17% | 0.15% |
| 2022-7-27 | 2450 MHz | 24.9 | 53.3 | 25.1 | 53.8 | 0.88% | 0.86% |
| 2022-7-28 | 2600 MHz | 25.5 | 57.1 | 25.4 | 57.8 | -0.39% | 1.30% |
| 2022-8-2 | 5250 MHz | 22.7 | 79.5 | 22.4 | 79.1 | -1.32% | -0.50% |
| 2022-8-3 | 5600 MHz | 23.7 | 83.8 | 23.3 | 83.4 | -1.69% | -0.48% |
| 2022-8-4 | 5750 MHz | 22.7 | 81.0 | 22.8 | 81.4 | 0.44% | 0.49% |

9 Measurement Procedures

9.1 Tests to be performed

In order to determine the highest value of the peak spatial-average SAR of a handset, all device positions, configurations and operational modes shall be tested for each frequency band according to steps 1 to 3 below. A flowchart of the test process is shown in picture 9.1.

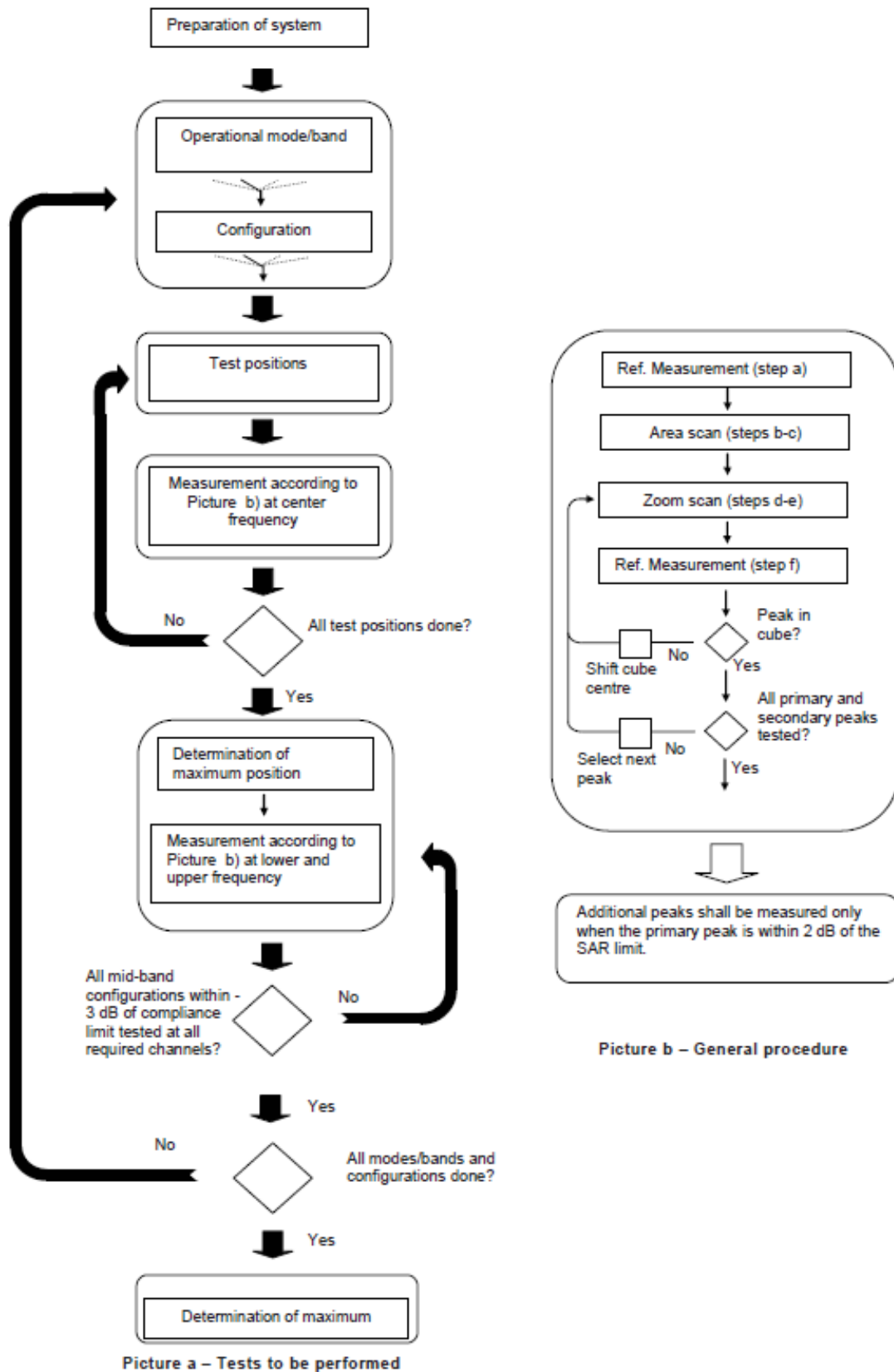
Step 1: The tests described in 9.2 shall be performed at the channel that is closest to the centre of the transmit frequency band (f_c) for:

- a) all device positions (cheek and tilt, for both left and right sides of the SAM phantom, as described in annex D),
- b) all configurations for each device position in a), e.g., antenna extended and retracted, and
- c) all operational modes, e.g., analogue and digital, for each device position in a) and configuration in b) in each frequency band.

If more than three frequencies need to be tested according to 11.1 (i.e., $N_c > 3$), then all frequencies, configurations and modes shall be tested for all of the above test conditions.

Step 2: For the condition providing highest peak spatial-average SAR determined in Step 1, perform all tests described in 9.2 at all other test frequencies, i.e., lowest and highest frequencies. In addition, for all other conditions (device position, configuration and operational mode) where the peak spatial-average SAR value determined in Step 1 is within 3 dB of the applicable SAR limit, it is recommended that all other test frequencies shall be tested as well.

Step 3: Examine all data to determine the highest value of the peak spatial-average SAR found in Steps 1 to 2.



Picture 9.1 Block diagram of the tests to be performed

9.2 General Measurement Procedure

The area and zoom scan resolutions specified in the table below must be applied to the SAR measurements and fully documented in SAR reports to qualify for TCB approval. Probe boundary effect error compensation is required for measurements with the probe tip closer than half a probe tip diameter to the phantom surface. Both the probe tip diameter and sensor offset distance must satisfy measurement protocols; to ensure probe boundary effect errors are minimized and the higher fields closest to the phantom surface can be correctly measured and extrapolated to the phantom surface for computing 1-g SAR. Tolerances of the post-processing algorithms must be verified by the test laboratory for the scan resolutions used in the SAR measurements, according to the reference distribution functions specified in IEEE Std 1528-2003. The results should be documented as part of the system validation records and may be requested to support test results when all the measurement parameters in the following table are not satisfied.

| | | ≤ 3 GHz | > 3 GHz |
|---|------------------------------------|--|---|
| Maximum distance from closest measurement point (geometric center of probe sensors) to phantom surface | | 5 ± 1 mm | $\frac{1}{2} \cdot \delta \cdot \ln(2) \pm 0.5$ mm |
| Maximum probe angle from probe axis to phantom surface normal at the measurement location | | $30^\circ \pm 1^\circ$ | $20^\circ \pm 1^\circ$ |
| Maximum area scan spatial resolution: Δx_{Area} , Δy_{Area} | | ≤ 2 GHz: ≤ 15 mm 2 – 3 GHz: ≤ 12 mm | 3 – 4 GHz: ≤ 12 mm 4 – 6 GHz: ≤ 10 mm |
| | | When the x or y dimension of the test device, in the measurement plane orientation, is smaller than the above, the measurement resolution must be \leq the corresponding x or y dimension of the test device with at least one measurement point on the test device. | |
| Maximum zoom scan spatial resolution: Δx_{Zoom} , Δy_{Zoom} | | ≤ 2 GHz: ≤ 8 mm 2 – 3 GHz: ≤ 5 mm* | 3 – 4 GHz: ≤ 5 mm* 4 – 6 GHz: ≤ 4 mm* |
| Maximum zoom scan spatial resolution, normal to phantom surface | uniform grid: $\Delta z_{Zoom}(n)$ | ≤ 5 mm | 3 – 4 GHz: ≤ 4 mm 4 – 5 GHz: ≤ 3 mm 5 – 6 GHz: ≤ 2 mm |
| | graded grid | $\Delta z_{Zoom}(1)$: between 1 st two points closest to phantom surface | ≤ 4 mm |
| | | $\Delta z_{Zoom}(n>1)$: between subsequent points | $\leq 1.5 \cdot \Delta z_{Zoom}(n-1)$ |
| Minimum zoom scan volume | x, y, z | ≥ 30 mm | 3 – 4 GHz: ≥ 28 mm 4 – 5 GHz: ≥ 25 mm 5 – 6 GHz: ≥ 22 mm |
| Note: δ is the penetration depth of a plane-wave at normal incidence to the tissue medium; see draft standard IEEE P1528-2011 for details. * When zoom scan is required and the <i>reported</i> SAR from the area scan based 1-g SAR estimation procedures of KDB 447498 is ≤ 1.4 W/kg, ≤ 8 mm, ≤ 7 mm and ≤ 5 mm zoom scan resolution may be applied, respectively, for 2 GHz to 3 GHz, 3 GHz to 4 GHz and 4 GHz to 6 GHz. | | | |

9.3 WCDMA Measurement Procedures for SAR

The following procedures are applicable to WCDMA handsets operating under 3GPP Release99, Release 5 and Release 6. The default test configuration is to measure SAR with an established radio link between the DUT and a communication test set using a 12.2kbps RMC (reference measurement channel) configured in Test Loop Mode 1. SAR is selectively confirmed for other physical channel configurations (DPCCH & DPDCH_n), HSDPA and HSPA (HSUPA/HSDPA) modes according to output power, exposure conditions and device operating capabilities. Both uplink and downlink should be configured with the same RMC or AMR, when required. SAR for Release 5 HSDPA and Release 6 HSPA are measured using the applicable FRC (fixed reference channel) and E-DCH reference channel configurations. Maximum output power is verified according to applicable versions of 3GPP TS 34.121 and SAR must be measured according to these maximum output conditions. When Maximum Power Reduction (MPR) is not implemented according to Cubic Metric (CM) requirements for Release 6 HSPA, the following procedures do not apply.

For Release 5 HSDPA Data Devices:

| Sub-test | β_c | β_d | β_d (SF) | β_c / β_d | β_{hs} | CM/dB |
|----------|-----------|-----------|----------------|---------------------|--------------|-------|
| 1 | 2/15 | 15/15 | 64 | 2/15 | 4/15 | 0.0 |
| 2 | 12/15 | 15/15 | 64 | 12/15 | 24/25 | 1.0 |
| 3 | 15/15 | 8/15 | 64 | 15/8 | 30/15 | 1.5 |
| 4 | 15/15 | 4/15 | 64 | 15/4 | 30/15 | 1.5 |

For Release 6 HSPA Data Devices

| Sub-test | β_c | β_d | β_d (SF) | β_c / β_d | β_{hs} | β_{ec} | β_{ed} | β_{ed} (SF) | β_{ed} (codes) | CM (dB) | MPR (dB) | AG Index | E-TFCI |
|----------|-----------|-----------|----------------|---------------------|--------------|--------------|--|-------------------|----------------------|---------|----------|----------|--------|
| 1 | 11/15 | 15/15 | 64 | 11/15 | 22/15 | 209/225 | 1039/225 | 4 | 1 | 1.5 | 1.5 | 20 | 75 |
| 2 | 6/15 | 15/15 | 64 | 6/15 | 12/15 | 12/15 | 12/15 | 4 | 1 | 1.5 | 1.5 | 12 | 67 |
| 3 | 15/15 | 9/15 | 64 | 15/9 | 30/15 | 30/15 | $\beta_{ed1}:47/15$ $\beta_{ed2}:47/15$ | 4 | 2 | 1.5 | 1.5 | 15 | 92 |
| 4 | 2/15 | 15/15 | 64 | 2/15 | 4/15 | 4/15 | 56/75 | 4 | 1 | 1.5 | 1.5 | 17 | 71 |
| 5 | 15/15 | 15/15 | 64 | 15/15 | 24/15 | 30/15 | 134/15 | 4 | 1 | 1.5 | 1.5 | 21 | 81 |

Rel.8 DC-HSDPA (Cat 24)

SAR test exclusion for Rel.8 DC-HSDPA must satisfy the SAR test exclusion requirements of Rel.5 HSDPA. SAR test exclusion for DC-HSDPA devices is determined by power measurements according to the H-Set 12, Fixed Reference Channel (FRC) configuration in Table C.8.1.12 of 3GPP TS 34.121-1. A primary and a secondary serving HS-DSCH Cell are required to perform the power measurement and for the results to qualify for SAR test exclusion.

9.4 SAR Measurement for LTE

SAR tests for LTE are performed with a base station simulator, Rohde & Schwarz CMW500. Closed loop power control was used so the UE transmits with maximum output power during SAR testing. All powers were measured with the CMW 500.

It is performed for conducted power and SAR based on the KDB941225 D05.

SAR is evaluated separately according to the following procedures for the different test positions in each exposure condition – head, body, body-worn accessories and other use conditions. The procedures in the following subsections are applied separately to test each LTE frequency band.

1) QPSK with 1 RB allocation

Start with the largest channel bandwidth and measure SAR for QPSK with 1 RB allocation, using the RB offset and required test channel combination with the highest maximum output power among RB offsets at the upper edge, middle and lower edge of each required test channel. When the reported SAR is ≤ 0.8 W/kg, testing of the remaining RB offset configurations and required test channels is not required for 1 RB allocation; otherwise, SAR is required for the remaining required test channels and only for the RB offset configuration with the highest output power for that channel. When the reported SAR of a required test channel is > 1.45 W/kg, SAR is required for all three RB offset configurations for that required test channel.

2) QPSK with 50% RB allocation

The procedures required for 1 RB allocation in 1) are applied to measure the SAR for QPSK with 50% RB allocation.

3) QPSK with 100% RB allocation

For QPSK with 100% RB allocation, SAR is not required when the highest maximum output power for 100 % RB allocation is less than the highest maximum output power in 50% and 1 RB allocations and the highest reported SAR for 1 RB and 50% RB allocation in 1) and 2) are ≤ 0.8 W/kg. Otherwise, SAR is measured for the highest output power channel; and if the reported SAR is > 1.45 W/kg, the remaining required test channels must also be tested.

TDD test:

TDD testing is performed using guidance from FCC KDB 941225 D05 and the SAR test guidance provided in April 2013 TCB works hop notes. TDD is tested at the highest duty factor using UL-DL configuration 0 with special subframe configuration 6 and applying the FDD LTE procedures in KDB 941225 D05. SAR testing is performed using the extended cyclic prefix listed in 3GPP TS 36.211.

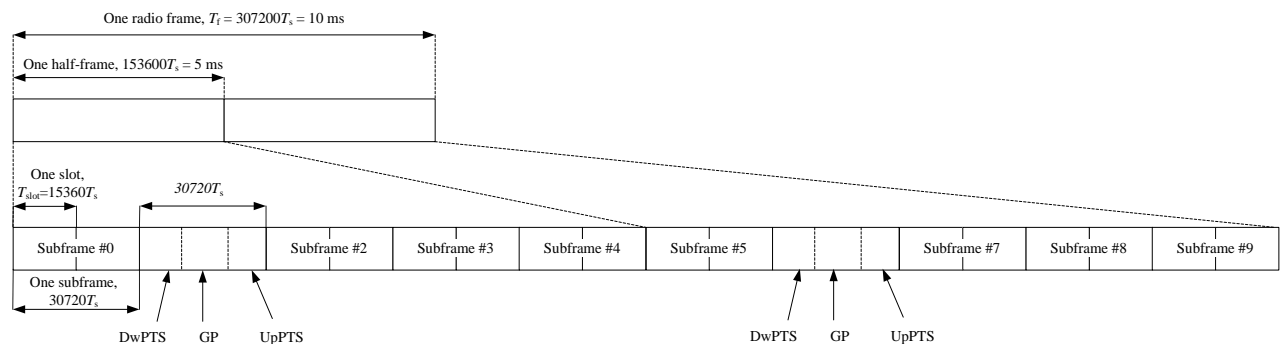


Figure 9.2: Frame structure type 2 (for 5 ms switch-point periodicity)

Table 9.1: Configuration of special subframe (lengths of DwPTS/GP/UpPTS)

| Special subframe configuration | Normal cyclic prefix in downlink | | | Extended cyclic prefix in downlink | | |
|--------------------------------|----------------------------------|--------------------------------|----------------------------------|------------------------------------|--------------------------------|----------------------------------|
| | DwPTS | UpPTS | | DwPTS | UpPTS | |
| | | Normal cyclic prefix in uplink | Extended cyclic prefix in uplink | | Normal cyclic prefix in uplink | Extended cyclic prefix in uplink |
| 0 | $6592 \cdot T_s$ | $2192 \cdot T_s$ | $2560 \cdot T_s$ | $7680 \cdot T_s$ | $2192 \cdot T_s$ | $2560 \cdot T_s$ |
| 1 | $19760 \cdot T_s$ | | | $20480 \cdot T_s$ | | |
| 2 | $21952 \cdot T_s$ | | | $23040 \cdot T_s$ | | |
| 3 | $24144 \cdot T_s$ | | | $25600 \cdot T_s$ | | |
| 4 | $26336 \cdot T_s$ | | | $7680 \cdot T_s$ | | |
| 5 | $6592 \cdot T_s$ | $4384 \cdot T_s$ | $5120 \cdot T_s$ | $20480 \cdot T_s$ | $4384 \cdot T_s$ | $5120 \cdot T_s$ |
| 6 | $19760 \cdot T_s$ | | | $23040 \cdot T_s$ | | |
| 7 | $21952 \cdot T_s$ | | | $12800 \cdot T_s$ | | |
| 8 | $24144 \cdot T_s$ | | | - | | |
| 9 | $13168 \cdot T_s$ | | | - | | |

Table 9.2: Uplink-downlink configurations

| Uplink-downlink configuration | Downlink-to-Uplink Switch-point periodicity | Subframe number | | | | | | | | | |
|-------------------------------|---|-----------------|---|---|---|---|---|---|---|---|---|
| | | 0 | 1 | 2 | 3 | 4 | 5 | 6 | 7 | 8 | 9 |
| 0 | 5 ms | D | S | U | U | U | D | S | U | U | U |
| 1 | 5 ms | D | S | U | U | D | D | S | U | U | D |
| 2 | 5 ms | D | S | U | D | D | D | S | U | D | D |
| 3 | 10 ms | D | S | U | U | U | D | D | D | D | D |
| 4 | 10 ms | D | S | U | U | D | D | D | D | D | D |
| 5 | 10 ms | D | S | U | D | D | D | D | D | D | D |
| 6 | 5 ms | D | S | U | U | U | D | S | U | U | D |

Duty factor is calculated by:

$$\begin{aligned}
 \text{Duty factor} &= \text{uplink frame} \cdot 6 + \text{UpPTS} \cdot 2 / \text{one frame length} \\
 &= (30720 \cdot T_s + 6 + 5120 \cdot T_s \cdot 2) / 307200 \cdot T_s \\
 &= 0.633
 \end{aligned}$$

9.5 Bluetooth & Wi-Fi Measurement Procedures for SAR

Normal network operating configurations are not suitable for measuring the SAR of 802.11 transmitters in general. Unpredictable fluctuations in network traffic and antenna diversity conditions can introduce undesirable variations in SAR results. The SAR for these devices should be measured using chipset based test mode software to ensure that the results are consistent and reliable.

Chipset based test mode software is hardware dependent and generally varies among manufacturers. The device operating parameters established in a test mode for SAR measurements must be identical to those programmed in production units, including output power levels, amplifier gain settings and other RF performance tuning parameters. The test frequencies should correspond to actual channel frequencies defined for domestic use. SAR for devices with switched diversity should be measured with only one antenna transmitting at a time during each SAR measurement, according to a fixed modulation and data rate. The same data pattern should be used for all measurements.

9.6 Power Drift

To control the output power stability during the SAR test, DASY5 system calculates the power drift by measuring the E-field at the same location at the beginning and at the end of the measurement for each test position. These drift values can be found in section 14 labeled as: (Power Drift [dB]). This ensures that the power drift during one measurement is within 5%.

10 Area Scan Based 1-g SAR

10.1 Requirement of KDB

According to the KDB447498 D01, when the implementation is based the specific polynomial fit algorithm as presented at the 29th Bioelectromagnetics Society meeting (2007) and the estimated 1-gSAR is ≤ 1.2 W/kg, a zoom scan measurement is not required provided it is also not needed for any other purpose; for example, if the peak SAR location required for simultaneous transmission SAR test exclusion can be determined accurately by the SAR system or manually to discriminate between distinctive peaks and scattered noisy SAR distributions from area scans.

There must not be any warning or alert messages due to various measurement concerns identified by the SAR system; for example, noise in measurements, peaks too close to scan boundary, peaks are too sharp, spatial resolution and uncertainty issues etc. The SAR system verification must also demonstrate that the area scan estimated 1-g SAR is within 3% of the zoom scan 1-g SAR (See Annex B). When all the SAR results for each exposure condition in a frequency band and wireless mode are based on estimated 1-g SAR, the 1-g SAR for the highest SAR configuration must be determined by a zoom scan.

10.2 Fast SAR Algorithms

The approach is based on the area scan measurement applying a frequency dependent attenuation parameter. This attenuation parameter was empirically determined by analyzing a large number of phones. The MOTOROLA FAST SAR was developed and validated by the MOTOROLA Research Group in Ft. Lauderdale.

In the initial study, an approximation algorithm based on Linear fit was developed. The accuracy of the algorithm has been demonstrated across a broad frequency range (136-2450 MHz) and for both 1- and 10-g averaged SAR using a sample of 264 SAR measurements from 55 wireless handsets. For the sample size studied, the root-mean-squared errors of the algorithm are 1.2% and 5.8% for 1- and 10-g averaged SAR, respectively. The paper describing the algorithm in detail is expected to be published in August 2004 within the Special Issue of Transactions on MTT.

In the second step, the same research group optimized the fitting algorithm to an Polynomial fit whereby the frequency validity was extended to cover the range 30-6000MHz. Details of this study can be found in the BEMS 2007 Proceedings.

Both algorithms are implemented in DASYS software.

11 Conducted Output Power

There are two sets of tune-up power, Normal power and Low power, for all bands by proximity sensor. The detail of proximity sensor is presented in Annex I.

11.1 GSM Measurement result

Table 11.1-1: The conducted power measurement results–GSM850 Normal power

| GSM 850 Speech (GMSK) | Measured timeslot-averaged output power (dBm) | | | Tune up | calculation | Source-based time-averaged output power (dBm) | | |
|----------------------------|--|-------|-------|---------|-------------|--|-------|-------|
| | 251 | 190 | 128 | | | 251 | 190 | 128 |
| 1 Txslot | 31.98 | 32.11 | 32.19 | 33.50 | / | / | / | / |
| GSM 850 GPRS (GMSK) | Measured timeslot-averaged output power (dBm) | | | | calculation | Source-based time-averaged output power (dBm) | | |
| | 251 | 190 | 128 | | | 251 | 190 | 128 |
| 1 Txslot | 31.93 | 32.19 | 32.24 | 33.50 | -9.03 | 22.90 | 23.16 | 23.21 |
| 2 Txslots | 30.02 | 30.11 | 30.16 | 31.50 | -6.02 | 24.00 | 24.09 | 24.14 |
| 3 Txslots | 28.22 | 28.34 | 28.36 | 29.50 | -4.26 | 23.96 | 24.08 | 24.10 |
| 4 Txslots | 26.23 | 26.32 | 26.32 | 27.50 | -3.01 | 23.22 | 23.31 | 23.31 |
| GSM 850 EGPRS (GMSK) | Measured timeslot-averaged output power (dBm) | | | | calculation | Source-based time-averaged output power (dBm) | | |
| | 251 | 190 | 128 | | | 251 | 190 | 128 |
| 1 Txslot | 31.94 | 32.21 | 32.26 | 33.50 | -9.03 | 22.91 | 23.18 | 23.23 |
| 2 Txslots | 30.04 | 30.13 | 30.18 | 31.50 | -6.02 | 24.02 | 24.11 | 24.16 |
| 3 Txslots | 28.23 | 28.35 | 28.39 | 29.50 | -4.26 | 23.97 | 24.09 | 24.13 |
| 4 Txslots | 26.25 | 26.33 | 26.36 | 27.50 | -3.01 | 23.24 | 23.32 | 23.35 |
| GSM 850 EGPRS (8PSK) | Measured timeslot-averaged output power (dBm) | | | | calculation | Source-based time-averaged output power (dBm) | | |
| | 251 | 190 | 128 | | | 251 | 190 | 128 |
| 1 Txslot | 25.44 | 25.47 | 25.41 | 26.50 | -9.03 | 16.41 | 16.44 | 16.38 |
| 2 Txslots | 24.12 | 24.23 | 24.43 | 24.50 | -6.02 | 18.10 | 18.21 | 18.41 |
| 3Txslots | 21.83 | 22.47 | 22.00 | 22.50 | -4.26 | 17.57 | 18.21 | 17.74 |
| 4 Txslots | 20.10 | 19.56 | 19.53 | 21.50 | -3.01 | 17.09 | 16.55 | 16.52 |

NOTES:

1) Division Factors

To average the power, the division factor is as follows:

1TX-slot = 1 transmit time slot out of 8 time slots=> conducted power divided by (8/1) => -9.03dB

2TX-slots = 2 transmit time slots out of 8 time slots=> conducted power divided by (8/2) => -6.02dB

3TX-slots = 3 transmit time slots out of 8 time slots=> conducted power divided by (8/3) => -4.26dB

4TX-slots = 4 transmit time slots out of 8 time slots=> conducted power divided by (8/4) => -3.01dB

According to the conducted power as above, the body measurements are performed with 2Txslots for GSM850.

Table 11.1-2: The conducted power measurement results–GSM850 Low power

| GSM 850 Speech (GMSK) | Measured timeslot-averaged output power (dBm) | | | Tune up | calculation | Source-based time-averaged output power (dBm) | | |
|----------------------------|--|-------|-------|---------|--------------|--|-------|-------|
| | 251 | 190 | 128 | | | 251 | 190 | 128 |
| 1 Txslot | 26.08 | 26.07 | 26.09 | 27.00 | / | / | / | / |
| GSM 850 GPRS (GMSK) | Measured timeslot-averaged output power (dBm) | | | | calculation | Source-based time-averaged output power (dBm) | | |
| | 251 | 190 | 128 | | | 251 | 190 | 128 |
| 1 Txslot | 26.03 | 26.04 | 26.02 | 27.00 | -9.03 | 17.00 | 17.01 | 16.99 |
| 2 Txslots | 22.02 | 22.02 | 21.97 | 23.00 | -6.02 | 16.00 | 16.00 | 15.95 |
| 3 Txslots | 20.97 | 20.97 | 20.91 | 22.00 | -4.26 | 16.71 | 16.71 | 16.65 |
| 4 Txslots | 19.92 | 19.91 | 19.85 | 21.00 | -3.01 | 16.91 | 16.90 | 16.84 |
| GSM 850 EGPRS (GMSK) | Measured timeslot-averaged output power (dBm) | | | | calculation | Source-based time-averaged output power (dBm) | | |
| | 251 | 190 | 128 | | | 251 | 190 | 128 |
| 1 Txslot | 26.01 | 26.04 | 26.03 | 27.00 | -9.03 | 16.98 | 17.01 | 17.00 |
| 2 Txslots | 22.01 | 22.01 | 21.97 | 23.00 | -6.02 | 15.99 | 15.99 | 15.95 |
| 3 Txslots | 20.97 | 20.97 | 20.93 | 22.00 | -4.26 | 16.71 | 16.71 | 16.67 |
| 4 Txslots | 19.92 | 19.92 | 19.86 | 21.00 | -3.01 | 16.91 | 16.91 | 16.85 |
| GSM 850 EGPRS (8PSK) | Measured timeslot-averaged output power (dBm) | | | | calculation | Source-based time-averaged output power (dBm) | | |
| | 251 | 190 | 128 | | | 251 | 190 | 128 |
| 1 Txslot | 19.32 | 19.57 | 19.53 | 20.50 | -9.03 | 10.29 | 10.54 | 10.50 |
| 2 Txslots | 14.82 | 15.22 | 15.05 | 16.50 | -6.02 | 8.80 | 9.20 | 9.03 |
| 3Txslots | 14.56 | 14.91 | 14.25 | 16.00 | -4.26 | 10.30 | 10.65 | 9.99 |
| 4 Txslots | 12.13 | 12.82 | 12.88 | 14.00 | -3.01 | 9.12 | 9.81 | 9.87 |

NOTES:

1) Division Factors

To average the power, the division factor is as follows:

1TX-slot = 1 transmit time slot out of 8 time slots=> conducted power divided by (8/1) => -9.03dB

2TX-slots = 2 transmit time slots out of 8 time slots=> conducted power divided by (8/2) => -6.02dB

3TX-slots = 3 transmit time slots out of 8 time slots=> conducted power divided by (8/3) => -4.26dB

4TX-slots = 4 transmit time slots out of 8 time slots=> conducted power divided by (8/4) => -3.01dB

According to the conducted power as above, the body measurements are performed with 1Txslots for GSM850.

Table 11.1-3: The conducted power measurement results-GSM1900 Normal power

| PCS1900 Speech (GMSK) | Measured timeslot-averaged output power (dBm) | | | Tune up | calculation | Source-based time-averaged output power (dBm) | | |
|--------------------------|--|-------|-------|---------|-------------|--|-------|-------|
| | 810 | 661 | 512 | | | 810 | 661 | 512 |
| 1 Txslot | 27.82 | 27.93 | 28.27 | 29.50 | / | / | / | / |
| PCS1900 GPRS (GMSK) | Measured timeslot-averaged output power (dBm) | | | | calculation | Source-based time-averaged output power (dBm) | | |
| | 810 | 661 | 512 | | | 810 | 661 | 512 |
| 1 Txslot | 27.80 | 27.95 | 28.31 | 29.50 | -9.03 | 18.77 | 18.92 | 19.28 |
| 2 Txslots | 25.57 | 25.77 | 26.08 | 27.50 | -6.02 | 19.55 | 19.75 | 20.06 |
| 3 Txslots | 24.07 | 24.27 | 24.57 | 25.50 | -4.26 | 19.81 | 20.01 | 20.31 |
| 4 Txslots | 22.57 | 22.58 | 22.56 | 24.50 | -3.01 | 19.56 | 19.57 | 19.55 |
| PCS1900 EGPRS (GMSK) | Measured timeslot-averaged output power (dBm) | | | | calculation | Source-based time-averaged output power (dBm) | | |
| | 810 | 661 | 512 | | | 810 | 661 | 512 |
| 1 Txslot | 27.73 | 27.87 | 28.25 | 29.50 | -9.03 | 18.70 | 18.84 | 19.22 |
| 2 Txslots | 25.50 | 25.68 | 26.03 | 27.50 | -6.02 | 19.48 | 19.66 | 20.01 |
| 3 Txslots | 24.00 | 24.18 | 24.52 | 25.50 | -4.26 | 19.74 | 19.92 | 20.26 |
| 4 Txslots | 21.52 | 22.59 | 22.51 | 24.50 | -3.01 | 18.51 | 19.58 | 19.50 |
| PCS1900 EGPRS (8PSK) | Measured timeslot-averaged output power (dBm) | | | | calculation | Source-based time-averaged output power (dBm) | | |
| | 810 | 661 | 512 | | | 810 | 661 | 512 |
| 1 Txslot | 24.94 | 24.87 | 24.94 | 25.50 | -9.03 | 15.91 | 15.84 | 15.91 |
| 2 Txslots | 23.27 | 23.26 | 23.33 | 23.50 | -6.02 | 17.25 | 17.24 | 17.31 |
| 3Txslots | 21.30 | 21.14 | 21.21 | 21.50 | -4.26 | 17.04 | 16.88 | 16.95 |
| 4 Txslots | 19.37 | 19.17 | 19.32 | 20.50 | -3.01 | 16.36 | 16.16 | 16.31 |

NOTES:

1) Division Factors

To average the power, the division factor is as follows:

1TX-slot = 1 transmit time slot out of 8 time slots=> conducted power divided by (8/1) => -9.03dB

2TX-slots = 2 transmit time slots out of 8 time slots=> conducted power divided by (8/2) => -6.02dB

3TX-slots = 3 transmit time slots out of 8 time slots=> conducted power divided by (8/3) => -4.26dB

4TX-slots = 4 transmit time slots out of 8 time slots=> conducted power divided by (8/4) => -3.01dB

According to the conducted power as above, the body measurements are performed with 3Txslots for GSM1900.

Table 11.1-4: The conducted power measurement results-GSM1900 Low power

| PCS1900 Speech (GMSK) | Measured timeslot-averaged output power (dBm) | | | Tune up | calculation | Source-based time-averaged output power (dBm) | | |
|--------------------------|--|--------------|--------------|--------------|--------------|--|--------------|--------------|
| | 810 | 661 | 512 | | | 810 | 661 | 512 |
| 1 Txslot | 20.81 | 20.75 | 20.78 | 21.50 | / | / | / | / |
| PCS1900 GPRS (GMSK) | Measured timeslot-averaged output power (dBm) | | | | calculation | Source-based time-averaged output power (dBm) | | |
| | 810 | 661 | 512 | | | 810 | 661 | 512 |
| 1 Txslot | 20.79 | 20.72 | 20.86 | 21.50 | -9.03 | 11.76 | 11.69 | 11.83 |
| 2 Txslots | 17.82 | 17.76 | 17.89 | 18.50 | -6.02 | 11.80 | 11.74 | 11.87 |
| 3 Txslots | 15.78 | 15.72 | 15.86 | 16.50 | -4.26 | 11.52 | 11.46 | 11.60 |
| 4 Txslots | 14.83 | 14.77 | 14.90 | 15.50 | -3.01 | 11.82 | 11.76 | 11.89 |
| PCS1900 EGPRS (GMSK) | Measured timeslot-averaged output power (dBm) | | | | calculation | Source-based time-averaged output power (dBm) | | |
| | 810 | 661 | 512 | | | 810 | 661 | 512 |
| 1 Txslot | 20.80 | 20.72 | 20.86 | 21.50 | -9.03 | 11.77 | 11.69 | 11.83 |
| 2 Txslots | 17.83 | 17.78 | 17.90 | 18.50 | -6.02 | 11.81 | 11.76 | 11.88 |
| 3 Txslots | 15.79 | 15.75 | 15.87 | 16.50 | -4.26 | 11.53 | 11.49 | 11.61 |
| 4 Txslots | 14.83 | 14.78 | 14.91 | 15.50 | -3.01 | 11.82 | 11.77 | 11.90 |
| PCS1900 EGPRS (8PSK) | Measured timeslot-averaged output power (dBm) | | | | calculation | Source-based time-averaged output power (dBm) | | |
| | 810 | 661 | 512 | | | 810 | 661 | 512 |
| 1 Txslot | 13.92 | 13.75 | 13.95 | 14.50 | -9.03 | 4.89 | 4.72 | 4.92 |
| 2 Txslots | 8.81 | 9.18 | 9.34 | 10.00 | -6.02 | 2.79 | 3.16 | 3.32 |
| 3Txslots | 8.86 | 9.02 | 9.15 | 9.50 | -4.26 | 4.60 | 4.76 | 4.89 |
| 4 Txslots | 5.66 | 5.79 | 5.90 | 6.50 | -3.01 | 2.65 | 2.78 | 2.89 |

NOTES:

1) Division Factors

To average the power, the division factor is as follows:

1TX-slot = 1 transmit time slot out of 8 time slots=> conducted power divided by (8/1) => -9.03dB

2TX-slots = 2 transmit time slots out of 8 time slots=> conducted power divided by (8/2) => -6.02dB

3TX-slots = 3 transmit time slots out of 8 time slots=> conducted power divided by (8/3) => -4.26dB

4TX-slots = 4 transmit time slots out of 8 time slots=> conducted power divided by (8/4) => -3.01dB

According to the conducted power as above, the body measurements are performed with 4Txslots for GSM1900.

11.2 WCDMA Measurement result

Table 11.2-1: The conducted Power for WCDMA B5-Normal power

| WCDMA850 | FDDV result (dBm) | | | Tune up |
|----------|-------------------|------------|------------|---------|
| | 4233/4458 | 4183/4408 | 4132/4357 | |
| | (846.6MHz) | (836.6MHz) | (826.4MHz) | |
| | 23.62 | 23.71 | 23.69 | 24.50 |
| HSUPA | 19.64 | 19.66 | 19.63 | 21.50 |
| | 19.71 | 19.71 | 19.68 | 21.50 |
| | 19.95 | 19.94 | 20.04 | 22.50 |
| | 19.75 | 19.76 | 19.70 | 21.00 |
| | 21.96 | 22.01 | 22.03 | 22.50 |
| HSPA+ | 21.55 | 21.69 | 21.93 | 22.50 |
| DC-HSDPA | 21.68 | 21.25 | 21.53 | 22.50 |
| | 21.43 | 21.10 | 21.29 | 22.50 |
| | 20.99 | 20.62 | 20.75 | 22.50 |
| | 20.26 | 19.93 | 20.05 | 21.50 |

Table 11.2-2: The conducted Power for WCDMA B4-Normal power

| WCDMA1700 | FDDIV result (dBm) | | | Tune up |
|-----------|--------------------|-------------|-------------|---------|
| | 1513/1738 | 1412/1637 | 1312/1537 | |
| | (1752.6MHz) | (1732.4MHz) | (1712.4MHz) | |
| | 23.19 | 23.03 | 22.81 | 24.50 |
| HSUPA | 21.29 | 21.30 | 20.96 | 21.00 |
| | 21.3 | 21.31 | 20.94 | 21.00 |
| | 21.54 | 21.56 | 21.16 | 22.00 |
| | 21.81 | 21.83 | 21.46 | 22.00 |
| | 21.95 | 21.89 | 21.86 | 22.00 |
| HSPA+ | 21.59 | 21.57 | 21.16 | 22.50 |
| DC-HSDPA | 21.87 | 21.75 | 21.67 | 22.00 |
| | 21.86 | 21.99 | 21.55 | 22.00 |
| | 21.86 | 21.98 | 21.53 | 22.00 |
| | 21.07 | 21.22 | 20.78 | 21.50 |

Table 11.2-3: The conducted Power for WCDMA B2-Normal power

| WCDMA1900 | FDDII result (dBm) | | | Tune up |
|-----------|--------------------|-----------|-------------|---------|
| | 9538/9938 | 9400/9800 | 9262/9662 | |
| | (1907.6MHz) | (1880MHz) | (1852.4MHz) | |
| | 23.25 | 23.17 | 23.24 | 24.50 |
| HSUPA | 18.74 | 19.03 | 19.15 | 21.00 |
| | 19.06 | 19.35 | 19.39 | 21.00 |
| | 19.33 | 19.57 | 19.69 | 20.50 |
| | 19.48 | 19.88 | 19.87 | 20.50 |
| | 21.65 | 21.93 | 21.95 | 22.00 |
| HSPA+ | 21.08 | 21.41 | 21.56 | 22.50 |
| DC-HSDPA | 21.55 | 21.82 | 21.96 | 22.00 |
| | 21.19 | 21.51 | 21.67 | 22.00 |
| | 20.89 | 21.24 | 21.36 | 21.50 |
| | 20.23 | 20.50 | 20.65 | 21.50 |

Table 11.2-4: The conducted Power for WCDMA B5-Low power

| WCDMA850 | FDDV result (dBm) | | | Tune up |
|----------|-------------------|------------|------------|---------|
| | 4233/4458 | 4183/4408 | 4132/4357 | |
| | (846.6MHz) | (836.6MHz) | (826.4MHz) | |
| | 17.89 | 17.94 | 17.87 | 18.00 |
| HSUPA | 15.32 | 15.06 | 15.20 | 16.50 |
| | 15.36 | 15.18 | 15.31 | 16.50 |
| | 15.57 | 15.37 | 15.53 | 16.50 |
| | 15.36 | 15.21 | 15.34 | 16.50 |
| | 17.69 | 17.79 | 17.55 | 18.00 |
| HSPA+ | 16.45 | 16.86 | 16.63 | 17.60 |
| DC-HSDPA | 17.16 | 17.37 | 17.05 | 18.00 |
| | 16.15 | 16.10 | 16.12 | 17.00 |
| | 15.78 | 15.75 | 15.72 | 16.50 |
| | 15.8 | 15.75 | 15.72 | 16.50 |

Table 11.2-5: The conducted Power for WCDMA B4-Low power

| WCDMA1700 | FDDIV result (dBm) | | | Tune up |
|-----------|--------------------|-------------|-------------|---------|
| | 1513/1738 | 1412/1637 | 1312/1537 | |
| | (1752.6MHz) | (1732.4MHz) | (1712.4MHz) | |
| | 12.65 | 12.50 | 12.42 | 13.00 |
| HSUPA | 12.27 | 12.15 | 12.20 | 13.50 |
| | 12.35 | 12.23 | 12.26 | 13.50 |
| | 12.53 | 12.41 | 12.44 | 13.50 |
| | 12.82 | 12.73 | 12.75 | 13.50 |
| | 13.12 | 13.01 | 13.06 | 14.00 |
| HSPA+ | 11.79 | 11.70 | 11.70 | 13.00 |
| DC-HSDPA | 12.88 | 12.60 | 12.70 | 13.00 |
| | 12.9 | 12.76 | 12.79 | 13.00 |
| | 12.91 | 12.73 | 12.76 | 13.00 |
| | 12.13 | 11.94 | 12.02 | 13.00 |

Table 11.2-6: The conducted Power for WCDMA B2-Low power

| WCDMA1900 | FDDII result (dBm) | | | Tune up |
|-----------|--------------------|-----------|-------------|---------|
| | 9538/9938 | 9400/9800 | 9262/9662 | |
| | (1907.6MHz) | (1880MHz) | (1852.4MHz) | |
| | 12.46 | 12.47 | 12.46 | 12.50 |
| HSUPA | 9.79 | 9.74 | 9.84 | 11.00 |
| | 10.09 | 10.24 | 10.04 | 11.50 |
| | 10.21 | 10.16 | 10.22 | 11.50 |
| | 10.45 | 10.42 | 10.46 | 11.50 |
| | 12.45 | 12.45 | 12.45 | 13.50 |
| HSPA+ | 11.09 | 11.14 | 11.06 | 12.00 |
| DC-HSDPA | 11.54 | 11.38 | 11.36 | 12.50 |
| | 10.53 | 10.45 | 10.34 | 11.50 |
| | 11.89 | 11.89 | 11.86 | 12.50 |
| | 11.1 | 11.09 | 11.03 | 12.00 |

11.3 LTE Measurement result

Table 11.3-1: Maximum Power Reduction (MPR) for LTE

| Modulation | Channel bandwidth / Transmission bandwidth configuration [RB] | | | | | | MPR (dB) |
|------------|---|-----|-----|------|------|------|----------|
| | 1.4 | 3 | 5 | 10 | 15 | 20 | |
| | MHz | MHz | MHz | MHz | MHz | MHz | |
| QPSK | > 5 | > 4 | > 8 | > 12 | > 16 | > 18 | 1 |
| 16 QAM | ≤ 5 | ≤ 4 | ≤ 8 | ≤ 12 | ≤ 16 | ≤ 18 | 1 |
| 16 QAM | > 5 | > 4 | > 8 | > 12 | > 16 | > 18 | 2 |
| 64 QAM | ≤ 5 | ≤ 4 | ≤ 8 | ≤ 12 | ≤ 16 | ≤ 18 | 2 |
| 64 QAM | > 5 | > 4 | > 8 | > 12 | > 16 | > 18 | 3 |

Table 11.3-2: The tune up for LTE

| Band | Tune up | |
|-------------|--------------|-----------|
| | Normal power | Low power |
| LTE Band 2 | 24.5 | 14 |
| LTE Band 4 | 25.5 | 15 |
| LTE Band 5 | 25 | 20.5 |
| LTE Band 7 | 24.5 | 12.5 |
| LTE Band 12 | 24.5 | 20 |
| LTE Band 41 | 25 | 16 |
| LTE Band 66 | 24 | 15 |

| LTE BAND2-Normal power | | | | | |
|------------------------|----------------|----------------|-------|-------|-------|
| BANDWIDTH | Number of RBs | Frequency | QPSK | 16QAM | 64QAM |
| 1.4MHz | 1RB-High (5) | 1909.3 (19193) | 23.56 | 23.28 | 21.81 |
| | | 1880 (18900) | 23.81 | 22.14 | 21.61 |
| | | 1850.7 (18607) | 23.71 | 22.93 | 21.97 |
| | 1RB-Middle (3) | 1909.3 (19193) | 23.59 | 23.20 | 21.83 |
| | | 1880 (18900) | 23.71 | 22.29 | 21.55 |
| | | 1850.7 (18607) | 23.74 | 22.78 | 21.94 |
| | 1RB-Low (0) | 1909.3 (19193) | 23.55 | 23.33 | 21.91 |
| | | 1880 (18900) | 23.75 | 22.82 | 21.64 |
| | | 1850.7 (18607) | 23.78 | 22.88 | 21.97 |
| | 3RB-High (3) | 1909.3 (19193) | 23.76 | 22.95 | 21.63 |
| | | 1880 (18900) | 23.79 | 22.89 | 21.47 |
| | | 1850.7 (18607) | 23.91 | 23.08 | 21.75 |
| | 3RB-Middle (1) | 1909.3 (19193) | 23.81 | 23.01 | 21.55 |
| | | 1880 (18900) | 23.81 | 22.78 | 21.52 |
| | | 1850.7 (18607) | 23.86 | 23.08 | 21.78 |
| | 3RB-Low (0) | 1909.3 (19193) | 23.76 | 23.03 | 21.64 |
| | | 1880 (18900) | 23.73 | 22.91 | 21.57 |
| | | 1850.7 (18607) | 23.82 | 22.99 | 21.72 |
| | 6RB (0) | 1909.3 (19193) | 22.69 | 21.57 | 21.10 |
| | | 1880 (18900) | 22.78 | 21.60 | 21.10 |
| | | 1850.7 (18607) | 22.86 | 21.77 | 20.78 |
| 3MHz | 1RB-High (14) | 1908.5 (19185) | 23.72 | 22.71 | 21.88 |
| | | 1880 (18900) | 23.78 | 22.76 | 21.52 |
| | | 1851.5 (18615) | 23.73 | 23.37 | 21.97 |
| | 1RB-Middle (7) | 1908.5 (19185) | 23.75 | 22.93 | 21.91 |
| | | 1880 (18900) | 23.78 | 22.65 | 21.62 |
| | | 1851.5 (18615) | 23.68 | 23.48 | 22.07 |
| | 1RB-Low (0) | 1908.5 (19185) | 23.77 | 22.80 | 21.80 |
| | | 1880 (18900) | 23.72 | 22.74 | 21.78 |
| | | 1851.5 (18615) | 23.78 | 23.49 | 22.07 |
| | 8RB-High (7) | 1908.5 (19185) | 22.80 | 21.99 | 21.08 |
| | | 1880 (18900) | 22.79 | 21.94 | 21.09 |
| | | 1851.5 (18615) | 22.86 | 21.98 | 21.14 |
| | 8RB-Middle (4) | 1908.5 (19185) | 22.79 | 21.97 | 21.19 |
| | | 1880 (18900) | 22.81 | 21.84 | 21.09 |
| | | 1851.5 (18615) | 22.96 | 21.83 | 20.75 |
| 8RB-Low (0) | 1908.5 (19185) | 22.81 | 21.96 | 21.10 | |
| | 1880 (18900) | 22.77 | 21.80 | 21.06 | |
| | 1851.5 (18615) | 22.95 | 21.95 | 20.90 | |

| | | | | | | |
|------------------|-----------------|----------------|--------------|-------|-------|-------|
| | 15RB (0) | 1908.5 (19185) | 22.76 | 21.90 | 21.22 | |
| | | 1880 (18900) | 22.79 | 21.78 | 21.20 | |
| | | 1851.5 (18615) | 22.80 | 21.90 | 20.98 | |
| 5MHz | 1RB-High (24) | 1907.5 (19175) | 23.71 | 22.67 | 21.85 | |
| | | 1880 (18900) | 23.63 | 22.73 | 21.99 | |
| | | 1852.5 (18625) | 23.87 | 22.80 | 21.79 | |
| | 1RB-Middle (12) | 1907.5 (19175) | 23.66 | 22.79 | 21.87 | |
| | | 1880 (18900) | 23.54 | 22.72 | 21.96 | |
| | | 1852.5 (18625) | 23.81 | 23.03 | 21.90 | |
| | 1RB-Low (0) | 1907.5 (19175) | 23.51 | 22.68 | 21.75 | |
| | | 1880 (18900) | 23.62 | 22.81 | 21.98 | |
| | | 1852.5 (18625) | 23.83 | 22.90 | 21.90 | |
| | 12RB-High (13) | 1907.5 (19175) | 22.71 | 21.95 | 21.21 | |
| | | 1880 (18900) | 22.76 | 21.86 | 21.26 | |
| | | 1852.5 (18625) | 22.90 | 21.93 | 21.27 | |
| | 12RB-Middle (6) | 1907.5 (19175) | 22.71 | 21.89 | 21.23 | |
| | | 1880 (18900) | 22.75 | 21.84 | 21.17 | |
| | | 1852.5 (18625) | 22.80 | 22.01 | 21.26 | |
| | 12RB-Low (0) | 1907.5 (19175) | 22.85 | 21.87 | 21.16 | |
| | | 1880 (18900) | 22.75 | 21.94 | 21.25 | |
| | | 1852.5 (18625) | 22.88 | 21.96 | 20.82 | |
| | 25RB (0) | 1907.5 (19175) | 22.79 | 21.68 | 21.27 | |
| | | 1880 (18900) | 22.76 | 22.12 | 21.23 | |
| | | 1852.5 (18625) | 22.83 | 22.11 | 21.32 | |
| | 10MHz | 1RB-High (49) | 1905 (19150) | 23.68 | 22.91 | 21.89 |
| | | | 1880 (18900) | 23.79 | 23.29 | 21.82 |
| | | | 1855 (18650) | 23.70 | 23.44 | 21.81 |
| 1RB-Middle (24) | | 1905 (19150) | 23.60 | 22.76 | 21.68 | |
| | | 1880 (18900) | 23.56 | 23.27 | 21.86 | |
| | | 1855 (18650) | 23.67 | 23.29 | 21.97 | |
| 1RB-Low (0) | | 1905 (19150) | 23.59 | 22.62 | 21.72 | |
| | | 1880 (18900) | 23.65 | 23.49 | 21.98 | |
| | | 1855 (18650) | 23.76 | 23.49 | 22.15 | |
| 25RB-High (25) | | 1905 (19150) | 22.76 | 22.09 | 21.26 | |
| | | 1880 (18900) | 22.83 | 21.84 | 21.03 | |
| | | 1855 (18650) | 22.84 | 21.89 | 20.76 | |
| 25RB-Middle (12) | | 1905 (19150) | 22.73 | 21.96 | 21.26 | |
| | | 1880 (18900) | 22.76 | 21.81 | 21.20 | |
| | | 1855 (18650) | 22.88 | 21.90 | 21.21 | |
| 25RB-Low (0) | | 1905 (19150) | 22.78 | 21.99 | 21.15 | |
| | | 1880 (18900) | 22.77 | 21.84 | 21.11 | |
| | | 1855 (18650) | 22.87 | 21.80 | 21.25 | |

| | | | | | | |
|------------------|------------------|----------------|--------------|-------|-------|-------|
| | 50RB (0) | 1905 (19150) | 22.77 | 21.83 | 21.33 | |
| | | 1880 (18900) | 22.81 | 21.85 | 21.28 | |
| | | 1855 (18650) | 22.93 | 21.85 | 21.28 | |
| 15MHz | 1RB-High (74) | 1902.5 (19125) | 23.83 | 23.44 | 21.96 | |
| | | 1880 (18900) | 23.64 | 23.45 | 21.83 | |
| | | 1857.5 (18675) | 23.72 | 23.43 | 22.00 | |
| | 1RB-Middle (37) | 1902.5 (19125) | 23.76 | 22.91 | 21.83 | |
| | | 1880 (18900) | 23.66 | 23.30 | 21.67 | |
| | | 1857.5 (18675) | 23.73 | 23.46 | 22.11 | |
| | 1RB-Low (0) | 1902.5 (19125) | 23.74 | 22.82 | 21.69 | |
| | | 1880 (18900) | 23.80 | 23.43 | 22.32 | |
| | | 1857.5 (18675) | 23.76 | 23.45 | 22.24 | |
| | 36RB-High (38) | 1902.5 (19125) | 22.86 | 21.88 | 21.21 | |
| | | 1880 (18900) | 22.83 | 21.88 | 20.89 | |
| | | 1857.5 (18675) | 22.93 | 21.93 | 20.89 | |
| | 36RB-Middle (19) | 1902.5 (19125) | 22.84 | 21.89 | 21.16 | |
| | | 1880 (18900) | 22.82 | 21.81 | 21.16 | |
| | | 1857.5 (18675) | 22.82 | 21.85 | 20.90 | |
| | 36RB-Low (0) | 1902.5 (19125) | 22.70 | 21.78 | 21.10 | |
| | | 1880 (18900) | 22.86 | 21.89 | 21.16 | |
| | | 1857.5 (18675) | 22.85 | 22.01 | 21.25 | |
| | 75RB (0) | 1902.5 (19125) | 22.87 | 21.95 | 21.27 | |
| | | 1880 (18900) | 22.91 | 21.92 | 21.28 | |
| | | 1857.5 (18675) | 22.93 | 21.98 | 20.95 | |
| | 20MHz | 1RB-High (99) | 1900 (19100) | 23.67 | 22.73 | 21.63 |
| | | | 1880 (18900) | 23.93 | 22.74 | 21.64 |
| | | | 1860 (18700) | 23.44 | 22.66 | 21.69 |
| 1RB-Middle (50) | | 1900 (19100) | 23.73 | 22.77 | 21.94 | |
| | | 1880 (18900) | 23.79 | 22.59 | 21.30 | |
| | | 1860 (18700) | 23.61 | 22.75 | 21.71 | |
| 1RB-Low (0) | | 1900 (19100) | 23.82 | 22.90 | 21.97 | |
| | | 1880 (18900) | 23.70 | 22.65 | 21.43 | |
| | | 1860 (18700) | 23.55 | 22.59 | 21.60 | |
| 50RB-High (50) | | 1900 (19100) | 22.75 | 21.77 | 21.19 | |
| | | 1880 (18900) | 22.87 | 21.78 | 20.70 | |
| | | 1860 (18700) | 22.66 | 21.71 | 21.11 | |
| 50RB-Middle (25) | | 1900 (19100) | 22.73 | 21.80 | 21.23 | |
| | | 1880 (18900) | 22.69 | 21.83 | 21.10 | |
| | | 1860 (18700) | 22.61 | 21.68 | 21.14 | |
| 50RB-Low (0) | | 1900 (19100) | 22.86 | 21.89 | 20.95 | |
| | | 1880 (18900) | 22.74 | 21.67 | 20.69 | |
| | | 1860 (18700) | 22.61 | 21.76 | 20.81 | |

| | | | | | |
|--|-----------|--------------|-------|-------|-------|
| | 100RB (0) | 1900 (19100) | 22.79 | 21.80 | 21.21 |
| | | 1880 (18900) | 22.66 | 21.70 | 21.11 |
| | | 1860 (18700) | 22.61 | 21.75 | 21.02 |

| LTE BAND2-Low Power | | | | | |
|---------------------|----------------|----------------|-------|-------|-------|
| BANDWIDTH | Number of RBs | Frequency | QPSK | 16QAM | 64QAM |
| 1.4MHz | 1RB-High (5) | 1909.3 (19193) | 12.75 | 11.92 | 10.77 |
| | | 1880 (18900) | 13.38 | 12.30 | 11.14 |
| | | 1850.7 (18607) | 13.23 | 12.83 | 11.68 |
| | 1RB-Middle (3) | 1909.3 (19193) | 12.50 | 11.80 | 10.59 |
| | | 1880 (18900) | 12.20 | 11.73 | 10.36 |
| | | 1850.7 (18607) | 12.37 | 11.83 | 10.74 |
| | 1RB-Low (0) | 1909.3 (19193) | 12.81 | 11.92 | 10.93 |
| | | 1880 (18900) | 12.71 | 11.99 | 10.71 |
| | | 1850.7 (18607) | 12.91 | 12.16 | 11.19 |
| | 3RB-High (3) | 1909.3 (19193) | 11.76 | 10.54 | 9.52 |
| | | 1880 (18900) | 12.32 | 10.74 | 9.78 |
| | | 1850.7 (18607) | 12.04 | 11.17 | 10.07 |
| | 3RB-Middle (1) | 1909.3 (19193) | 11.60 | 10.45 | 9.47 |
| | | 1880 (18900) | 11.58 | 10.44 | 9.51 |
| | | 1850.7 (18607) | 11.74 | 10.67 | 9.64 |
| | 3RB-Low (0) | 1909.3 (19193) | 11.66 | 10.59 | 9.55 |
| | | 1880 (18900) | 11.61 | 10.60 | 9.64 |
| | | 1850.7 (18607) | 11.88 | 10.80 | 9.79 |
| | 6RB (0) | 1909.3 (19193) | 11.70 | 10.66 | 9.49 |
| | | 1880 (18900) | 11.77 | 10.62 | 9.68 |
| | | 1850.7 (18607) | 11.93 | 10.95 | 9.90 |
| 3MHz | 1RB-High (14) | 1908.5 (19185) | 12.76 | 11.99 | 10.62 |
| | | 1880 (18900) | 13.44 | 12.23 | 11.16 |
| | | 1851.5 (18615) | 13.17 | 12.87 | 11.66 |
| | 1RB-Middle (7) | 1908.5 (19185) | 12.41 | 11.86 | 10.52 |
| | | 1880 (18900) | 12.34 | 11.68 | 10.40 |
| | | 1851.5 (18615) | 12.42 | 11.77 | 10.65 |
| | 1RB-Low (0) | 1908.5 (19185) | 12.90 | 11.88 | 10.93 |
| | | 1880 (18900) | 12.74 | 12.05 | 10.71 |
| | | 1851.5 (18615) | 12.82 | 12.29 | 11.13 |
| | 8RB-High (7) | 1908.5 (19185) | 11.72 | 10.67 | 9.59 |
| 1880 (18900) | | 12.29 | 10.82 | 9.75 | |
| 1851.5 (18615) | | 12.09 | 11.17 | 10.13 | |

| | | | | | | |
|-----------------|-----------------|----------------|--------------|-------|-------|-------|
| | 8RB-Middle (4) | 1908.5 (19185) | 11.58 | 10.49 | 9.54 | |
| | | 1880 (18900) | 11.59 | 10.46 | 9.39 | |
| | | 1851.5 (18615) | 11.83 | 10.68 | 9.63 | |
| | 8RB-Low (0) | 1908.5 (19185) | 11.72 | 10.54 | 9.63 | |
| | | 1880 (18900) | 11.62 | 10.59 | 9.57 | |
| | | 1851.5 (18615) | 11.88 | 10.78 | 9.68 | |
| | 15RB (0) | 1908.5 (19185) | 11.74 | 10.58 | 9.55 | |
| | | 1880 (18900) | 11.66 | 10.74 | 9.69 | |
| | | 1851.5 (18615) | 12.05 | 10.93 | 9.81 | |
| 5MHz | 1RB-High (24) | 1907.5 (19175) | 12.69 | 11.91 | 10.62 | |
| | | 1880 (18900) | 13.45 | 12.24 | 11.12 | |
| | | 1852.5 (18625) | 13.15 | 12.80 | 11.63 | |
| | 1RB-Middle (12) | 1907.5 (19175) | 12.50 | 11.76 | 10.59 | |
| | | 1880 (18900) | 12.20 | 11.60 | 10.43 | |
| | | 1852.5 (18625) | 12.35 | 11.89 | 10.71 | |
| | 1RB-Low (0) | 1907.5 (19175) | 12.84 | 11.91 | 10.79 | |
| | | 1880 (18900) | 12.68 | 12.03 | 10.82 | |
| | | 1852.5 (18625) | 12.87 | 12.15 | 11.15 | |
| | 12RB-High (13) | 1907.5 (19175) | 11.76 | 10.52 | 9.61 | |
| | | 1880 (18900) | 12.25 | 10.70 | 9.87 | |
| | | 1852.5 (18625) | 11.99 | 11.05 | 10.13 | |
| | 12RB-Middle (6) | 1907.5 (19175) | 11.55 | 10.48 | 9.46 | |
| | | 1880 (18900) | 11.51 | 10.54 | 9.52 | |
| | | 1852.5 (18625) | 11.79 | 10.61 | 9.66 | |
| | 12RB-Low (0) | 1907.5 (19175) | 11.75 | 10.55 | 9.58 | |
| | | 1880 (18900) | 11.69 | 10.53 | 9.57 | |
| | | 1852.5 (18625) | 11.88 | 10.81 | 9.76 | |
| | 25RB (0) | 1907.5 (19175) | 11.69 | 10.51 | 9.57 | |
| | | 1880 (18900) | 11.70 | 10.75 | 9.64 | |
| | | 1852.5 (18625) | 12.05 | 10.85 | 9.89 | |
| | 10MHz | 1RB-High (49) | 1905 (19150) | 12.74 | 11.86 | 10.67 |
| | | | 1880 (18900) | 13.35 | 12.25 | 11.11 |
| | | | 1855 (18650) | 13.21 | 12.89 | 11.65 |
| 1RB-Middle (24) | | 1905 (19150) | 12.35 | 11.83 | 10.48 | |
| | | 1880 (18900) | 12.27 | 11.60 | 10.49 | |
| | | 1855 (18650) | 12.40 | 11.84 | 10.66 | |
| 1RB-Low (0) | | 1905 (19150) | 12.89 | 11.96 | 10.93 | |
| | | 1880 (18900) | 12.80 | 11.97 | 10.81 | |
| | | 1855 (18650) | 12.81 | 12.21 | 11.16 | |
| 25RB-High (25) | | 1905 (19150) | 11.78 | 10.59 | 9.54 | |

| | | | | | | |
|-----------------|------------------|----------------|--------------|-------|-------|-------|
| | 25RB-Middle (12) | 1880 (18900) | 12.35 | 10.84 | 9.78 | |
| | | 1855 (18650) | 12.05 | 11.05 | 10.10 | |
| | | 1905 (19150) | 11.55 | 10.42 | 9.50 | |
| | | 1880 (18900) | 11.57 | 10.53 | 9.47 | |
| | | 1855 (18650) | 11.82 | 10.66 | 9.61 | |
| | | 1905 (19150) | 11.62 | 10.63 | 9.64 | |
| | 25RB-Low (0) | 1880 (18900) | 11.62 | 10.57 | 9.62 | |
| | | 1855 (18650) | 11.87 | 10.79 | 9.67 | |
| | | 1905 (19150) | 11.62 | 10.64 | 9.49 | |
| | 50RB (0) | 1880 (18900) | 11.70 | 10.62 | 9.62 | |
| | | 1855 (18650) | 12.07 | 10.89 | 9.87 | |
| | | 1905 (19150) | 11.62 | 10.64 | 9.49 | |
| 15MHz | 1RB-High (74) | 1902.5 (19125) | 12.61 | 11.95 | 10.70 | |
| | | 1880 (18900) | 13.42 | 12.27 | 11.18 | |
| | | 1857.5 (18675) | 13.19 | 12.86 | 11.69 | |
| | 1RB-Middle (37) | 1902.5 (19125) | 12.50 | 11.74 | 10.52 | |
| | | 1880 (18900) | 12.32 | 11.59 | 10.44 | |
| | | 1857.5 (18675) | 12.40 | 11.81 | 10.69 | |
| | 1RB-Low (0) | 1902.5 (19125) | 12.93 | 11.94 | 10.93 | |
| | | 1880 (18900) | 12.71 | 11.97 | 10.72 | |
| | | 1857.5 (18675) | 12.81 | 12.15 | 11.16 | |
| | 36RB-High (38) | 1902.5 (19125) | 11.75 | 10.55 | 9.64 | |
| | | 1880 (18900) | 12.25 | 10.72 | 9.76 | |
| | | 1857.5 (18675) | 12.01 | 11.05 | 10.13 | |
| | 36RB-Middle (19) | 1902.5 (19125) | 11.62 | 10.55 | 9.42 | |
| | | 1880 (18900) | 11.49 | 10.55 | 9.48 | |
| | | 1857.5 (18675) | 11.76 | 10.65 | 9.69 | |
| | 36RB-Low (0) | 1902.5 (19125) | 11.71 | 10.55 | 9.59 | |
| | | 1880 (18900) | 11.57 | 10.63 | 9.58 | |
| | | 1857.5 (18675) | 11.82 | 10.78 | 9.68 | |
| | 75RB (0) | 1902.5 (19125) | 11.73 | 10.51 | 9.50 | |
| | | 1880 (18900) | 11.71 | 10.75 | 9.59 | |
| | | 1857.5 (18675) | 12.05 | 10.93 | 9.87 | |
| | 20MHz | 1RB-High (99) | 1900 (19100) | 12.71 | 11.94 | 10.72 |
| | | | 1880 (18900) | 13.55 | 12.32 | 11.13 |
| | | | 1860 (18700) | 13.24 | 12.84 | 11.72 |
| 1RB-Middle (50) | | 1900 (19100) | 12.45 | 11.83 | 10.57 | |
| | | 1880 (18900) | 12.29 | 11.68 | 10.44 | |
| | | 1860 (18700) | 12.39 | 11.86 | 10.71 | |
| 1RB-Low (0) | | 1900 (19100) | 12.91 | 11.93 | 10.89 | |
| | | 1880 (18900) | 12.76 | 12.07 | 10.81 | |

| | | | | | |
|------------------|--|--------------|-------|-------|-------|
| | | 1860 (18700) | 12.88 | 12.25 | 11.18 |
| 50RB-High (50) | | 1900 (19100) | 11.75 | 10.62 | 9.60 |
| | | 1880 (18900) | 12.35 | 10.80 | 9.82 |
| | | 1860 (18700) | 12.08 | 11.12 | 10.08 |
| 50RB-Middle (25) | | 1900 (19100) | 11.60 | 10.51 | 9.49 |
| | | 1880 (18900) | 11.54 | 10.52 | 9.47 |
| | | 1860 (18700) | 11.79 | 10.71 | 9.70 |
| 50RB-Low (0) | | 1900 (19100) | 11.71 | 10.64 | 9.63 |
| | | 1880 (18900) | 11.65 | 10.62 | 9.60 |
| | | 1860 (18700) | 11.86 | 10.80 | 9.76 |
| 100RB (0) | | 1900 (19100) | 11.70 | 10.61 | 9.58 |
| | | 1880 (18900) | 11.72 | 10.70 | 9.64 |
| | | 1860 (18700) | 12.02 | 10.94 | 9.89 |

| LTE BAND4-Normal Power | | | | | |
|------------------------|----------------|----------------|-------|-------|-------|
| BANDWIDTH | Number of RBs | Frequency | QPSK | 16QAM | 64QAM |
| 1.4MHz | 1RB-High (5) | 1754.3 (20393) | 24.07 | 23.71 | 22.50 |
| | | 1732.5 (20175) | 24.22 | 23.18 | 22.11 |
| | | 1710.7 (19957) | 24.09 | 23.34 | 22.42 |
| | 1RB-Middle (3) | 1754.3 (20393) | 24.14 | 23.74 | 22.33 |
| | | 1732.5 (20175) | 24.28 | 23.64 | 22.22 |
| | | 1710.7 (19957) | 24.27 | 23.71 | 22.36 |
| | 1RB-Low (0) | 1754.3 (20393) | 24.05 | 23.85 | 22.46 |
| | | 1732.5 (20175) | 24.14 | 23.82 | 22.41 |
| | | 1710.7 (19957) | 24.23 | 23.80 | 22.45 |
| | 3RB-High (3) | 1754.3 (20393) | 24.29 | 23.34 | 21.93 |
| | | 1732.5 (20175) | 24.34 | 23.53 | 22.10 |
| | | 1710.7 (19957) | 24.34 | 23.48 | 22.17 |
| | 3RB-Middle (1) | 1754.3 (20393) | 24.32 | 23.35 | 22.03 |
| | | 1732.5 (20175) | 24.33 | 23.45 | 22.01 |
| | | 1710.7 (19957) | 24.34 | 23.58 | 22.06 |
| | 3RB-Low (0) | 1754.3 (20393) | 24.29 | 23.53 | 21.98 |
| | | 1732.5 (20175) | 24.32 | 23.37 | 22.20 |
| | | 1710.7 (19957) | 24.26 | 23.44 | 22.16 |
| 6RB (0) | 1754.3 (20393) | 23.21 | 21.83 | 21.54 | |
| | 1732.5 (20175) | 23.14 | 21.92 | 21.63 | |
| | 1710.7 (19957) | 23.23 | 21.98 | 21.19 | |
| 3MHz | 1RB-High (14) | 1753.5 (20385) | 24.15 | 23.38 | 22.38 |
| | | 1732.5 (20175) | 24.14 | 23.80 | 22.31 |

| | | | | | |
|------|-----------------|----------------|-------|-------|-------|
| | | 1711.5 (19965) | 24.09 | 23.83 | 22.24 |
| | 1RB-Middle (7) | 1753.5 (20385) | 24.20 | 23.29 | 22.39 |
| | | 1732.5 (20175) | 24.08 | 23.64 | 22.29 |
| | | 1711.5 (19965) | 24.13 | 23.81 | 22.51 |
| | 1RB-Low (0) | 1753.5 (20385) | 24.16 | 23.41 | 22.40 |
| | | 1732.5 (20175) | 24.07 | 23.85 | 22.52 |
| | | 1711.5 (19965) | 24.10 | 23.82 | 22.39 |
| | 8RB-High (7) | 1753.5 (20385) | 23.26 | 22.36 | 21.67 |
| | | 1732.5 (20175) | 23.19 | 22.32 | 21.71 |
| | | 1711.5 (19965) | 23.20 | 22.44 | 21.63 |
| | 8RB-Middle (4) | 1753.5 (20385) | 23.28 | 22.41 | 21.34 |
| | | 1732.5 (20175) | 23.25 | 22.42 | 21.63 |
| | | 1711.5 (19965) | 23.31 | 22.42 | 21.18 |
| | 8RB-Low (0) | 1753.5 (20385) | 23.23 | 22.53 | 21.34 |
| | | 1732.5 (20175) | 23.24 | 22.39 | 21.27 |
| | | 1711.5 (19965) | 23.26 | 22.44 | 21.21 |
| | 15RB (0) | 1753.5 (20385) | 23.20 | 22.38 | 21.30 |
| | | 1732.5 (20175) | 23.22 | 22.34 | 21.82 |
| | | 1711.5 (19965) | 23.33 | 22.35 | 21.39 |
| 5MHz | 1RB-High (24) | 1752.5 (20375) | 24.12 | 23.11 | 22.13 |
| | | 1732.5 (20175) | 24.27 | 23.30 | 22.33 |
| | | 1712.5 (19975) | 24.10 | 23.12 | 22.24 |
| | 1RB-Middle (12) | 1752.5 (20375) | 24.16 | 23.20 | 22.20 |
| | | 1732.5 (20175) | 24.21 | 23.13 | 22.24 |
| | | 1712.5 (19975) | 24.21 | 23.16 | 22.36 |
| | 1RB-Low (0) | 1752.5 (20375) | 24.15 | 23.30 | 22.31 |
| | | 1732.5 (20175) | 24.24 | 23.32 | 22.46 |
| | | 1712.5 (19975) | 24.15 | 23.20 | 22.48 |
| | 12RB-High (13) | 1752.5 (20375) | 23.22 | 22.39 | 21.13 |
| | | 1732.5 (20175) | 23.22 | 22.25 | 21.68 |
| | | 1712.5 (19975) | 23.23 | 22.40 | 21.79 |
| | 12RB-Middle (6) | 1752.5 (20375) | 23.28 | 22.39 | 21.22 |
| | | 1732.5 (20175) | 23.18 | 22.34 | 21.75 |
| | | 1712.5 (19975) | 23.27 | 22.34 | 21.67 |
| | 12RB-Low (0) | 1752.5 (20375) | 23.23 | 22.38 | 21.33 |
| | | 1732.5 (20175) | 23.31 | 22.37 | 21.29 |
| | | 1712.5 (19975) | 23.24 | 22.36 | 21.30 |
| | 25RB (0) | 1752.5 (20375) | 23.14 | 22.51 | 21.34 |
| | | 1732.5 (20175) | 23.28 | 22.44 | 21.70 |
| | | 1712.5 (19975) | 23.27 | 22.22 | 21.78 |

| | | | | | |
|----------|------------------|----------------|-------|-------|-------|
| 10MHz | 1RB-High (49) | 1750 (20350) | 24.08 | 24.01 | 22.19 |
| | | 1732.5 (20175) | 24.14 | 23.89 | 22.38 |
| | | 1715 (20000) | 24.25 | 23.83 | 22.35 |
| | 1RB-Middle (24) | 1750 (20350) | 24.13 | 23.92 | 22.28 |
| | | 1732.5 (20175) | 24.29 | 23.75 | 22.48 |
| | | 1715 (20000) | 24.25 | 23.84 | 22.49 |
| | 1RB-Low (0) | 1750 (20350) | 24.12 | 24.05 | 22.24 |
| | | 1732.5 (20175) | 24.30 | 23.85 | 22.36 |
| | | 1715 (20000) | 24.21 | 23.96 | 22.39 |
| | 25RB-High (25) | 1750 (20350) | 23.28 | 22.30 | 21.26 |
| | | 1732.5 (20175) | 23.39 | 22.31 | 21.36 |
| | | 1715 (20000) | 23.20 | 22.23 | 21.79 |
| | 25RB-Middle (12) | 1750 (20350) | 23.27 | 22.36 | 21.31 |
| | | 1732.5 (20175) | 23.22 | 22.24 | 21.76 |
| | | 1715 (20000) | 23.27 | 22.34 | 21.38 |
| | 25RB-Low (0) | 1750 (20350) | 23.20 | 22.25 | 21.74 |
| | | 1732.5 (20175) | 23.21 | 22.48 | 21.39 |
| | | 1715 (20000) | 23.33 | 22.30 | 21.72 |
| | 50RB (0) | 1750 (20350) | 23.36 | 22.31 | 21.48 |
| | | 1732.5 (20175) | 23.26 | 22.27 | 21.81 |
| | | 1715 (20000) | 23.23 | 22.28 | 21.45 |
| 15MHz | 1RB-High (74) | 1747.5 (20325) | 24.17 | 23.87 | 22.30 |
| | | 1732.5 (20175) | 24.14 | 23.75 | 22.22 |
| | | 1717.5 (20025) | 24.34 | 23.86 | 22.31 |
| | 1RB-Middle (37) | 1747.5 (20325) | 24.11 | 23.98 | 22.28 |
| | | 1732.5 (20175) | 24.16 | 23.73 | 22.24 |
| | | 1717.5 (20025) | 24.19 | 23.65 | 22.20 |
| | 1RB-Low (0) | 1747.5 (20325) | 24.16 | 24.11 | 22.42 |
| | | 1732.5 (20175) | 24.18 | 23.93 | 22.48 |
| | | 1717.5 (20025) | 24.22 | 23.88 | 22.44 |
| | 36RB-High (38) | 1747.5 (20325) | 23.31 | 22.28 | 21.28 |
| | | 1732.5 (20175) | 23.34 | 22.36 | 21.29 |
| | | 1717.5 (20025) | 23.28 | 22.32 | 21.70 |
| | 36RB-Middle (19) | 1747.5 (20325) | 23.34 | 22.45 | 21.76 |
| | | 1732.5 (20175) | 23.26 | 22.22 | 21.71 |
| | | 1717.5 (20025) | 23.24 | 22.20 | 21.70 |
| | 36RB-Low (0) | 1747.5 (20325) | 23.29 | 22.42 | 21.33 |
| | | 1732.5 (20175) | 23.35 | 22.28 | 21.31 |
| | | 1717.5 (20025) | 23.33 | 22.30 | 21.34 |
| 75RB (0) | 1747.5 (20325) | 23.28 | 22.26 | 21.83 | |

| | | | | | |
|-------|------------------|----------------|-------|-------|-------|
| | | 1732.5 (20175) | 23.33 | 22.35 | 21.77 |
| | | 1717.5 (20025) | 23.26 | 22.34 | 21.72 |
| 20MHz | 1RB-High (99) | 1745 (20300) | 24.14 | 23.77 | 22.45 |
| | | 1732.5 (20175) | 24.09 | 23.47 | 22.37 |
| | | 1720 (20050) | 24.15 | 23.18 | 22.30 |
| | 1RB-Middle (50) | 1745 (20300) | 24.13 | 23.88 | 22.33 |
| | | 1732.5 (20175) | 24.15 | 23.22 | 22.17 |
| | | 1720 (20050) | 24.06 | 23.24 | 22.24 |
| | 1RB-Low (0) | 1745 (20300) | 24.23 | 23.90 | 22.43 |
| | | 1732.5 (20175) | 24.09 | 23.25 | 22.42 |
| | | 1720 (20050) | 24.16 | 23.19 | 22.44 |
| | 50RB-High (50) | 1745 (20300) | 23.26 | 22.40 | 21.42 |
| | | 1732.5 (20175) | 23.31 | 22.27 | 21.44 |
| | | 1720 (20050) | 23.31 | 22.44 | 21.42 |
| | 50RB-Middle (25) | 1745 (20300) | 23.21 | 22.40 | 21.44 |
| | | 1732.5 (20175) | 23.27 | 22.30 | 21.84 |
| | | 1720 (20050) | 23.15 | 22.34 | 21.39 |
| | 50RB-Low (0) | 1745 (20300) | 23.34 | 22.45 | 21.46 |
| | | 1732.5 (20175) | 23.32 | 22.40 | 21.33 |
| | | 1720 (20050) | 23.31 | 22.31 | 21.35 |
| | 100RB (0) | 1745 (20300) | 23.21 | 22.36 | 21.24 |
| | | 1732.5 (20175) | 23.24 | 22.31 | 21.73 |
| | | 1720 (20050) | 23.18 | 22.26 | 21.30 |

| LTE BAND4-Low Power | | | | | |
|---------------------|----------------|----------------|-------|-------|-------|
| BANDWIDTH | Number of RBs | Frequency | QPSK | 16QAM | 64QAM |
| 1.4MHz | 1RB-High (5) | 1754.3 (20393) | 14.60 | 13.76 | 12.55 |
| | | 1732.5 (20175) | 13.66 | 13.14 | 11.81 |
| | | 1710.7 (19957) | 13.84 | 13.02 | 11.97 |
| | 1RB-Middle (3) | 1754.3 (20393) | 13.49 | 12.63 | 11.55 |
| | | 1732.5 (20175) | 13.30 | 12.55 | 11.62 |
| | | 1710.7 (19957) | 13.36 | 12.59 | 11.43 |
| | 1RB-Low (0) | 1754.3 (20393) | 14.30 | 13.25 | 12.19 |
| | | 1732.5 (20175) | 14.39 | 13.53 | 12.31 |
| | | 1710.7 (19957) | 13.81 | 12.29 | 11.05 |
| | 3RB-High (3) | 1754.3 (20393) | 13.17 | 12.04 | 11.26 |
| | | 1732.5 (20175) | 13.49 | 12.46 | 11.24 |
| | | 1710.7 (19957) | 13.19 | 12.23 | 11.40 |
| 3RB-Middle (1) | 1754.3 (20393) | 13.16 | 12.20 | 11.30 | |

| | | | | | | |
|-----------------|----------------|----------------|----------------|-------|-------|-------|
| | | 1732.5 (20175) | 13.09 | 12.08 | 11.13 | |
| | | 1710.7 (19957) | 13.04 | 12.00 | 11.12 | |
| | | 1754.3 (20393) | 13.23 | 12.22 | 11.34 | |
| | 3RB-Low (0) | 1732.5 (20175) | 13.02 | 12.90 | 11.07 | |
| | | 1710.7 (19957) | 13.06 | 12.86 | 11.86 | |
| | | 1754.3 (20393) | 12.95 | 11.94 | 11.02 | |
| | 6RB (0) | 1732.5 (20175) | 12.85 | 11.69 | 10.79 | |
| | | 1710.7 (19957) | 12.53 | 11.53 | 10.61 | |
| | | 1753.5 (20385) | 14.58 | 13.75 | 12.50 | |
| 3MHz | 1RB-High (14) | 1732.5 (20175) | 13.80 | 13.05 | 11.80 | |
| | | 1711.5 (19965) | 13.94 | 13.05 | 12.06 | |
| | | 1753.5 (20385) | 13.49 | 12.71 | 11.60 | |
| | 1RB-Middle (7) | 1732.5 (20175) | 13.40 | 12.55 | 11.54 | |
| | | 1711.5 (19965) | 13.39 | 12.60 | 11.55 | |
| | | 1753.5 (20385) | 14.19 | 13.32 | 12.23 | |
| | 1RB-Low (0) | 1732.5 (20175) | 14.25 | 13.44 | 12.32 | |
| | | 1711.5 (19965) | 13.72 | 12.22 | 11.09 | |
| | | 1753.5 (20385) | 13.04 | 12.13 | 11.30 | |
| | 8RB-High (7) | 1732.5 (20175) | 12.56 | 11.41 | 10.59 | |
| | | 1711.5 (19965) | 12.75 | 11.79 | 10.89 | |
| | | 1753.5 (20385) | 12.62 | 11.70 | 10.87 | |
| | 8RB-Middle (4) | 1732.5 (20175) | 12.51 | 11.50 | 10.66 | |
| | | 1711.5 (19965) | 12.44 | 11.55 | 10.71 | |
| | | 1753.5 (20385) | 12.74 | 11.75 | 10.89 | |
| | 8RB-Low (0) | 1732.5 (20175) | 13.04 | 11.98 | 11.09 | |
| | | 1711.5 (19965) | 12.32 | 11.29 | 10.41 | |
| | | 1753.5 (20385) | 12.95 | 11.90 | 11.09 | |
| | 15RB (0) | 1732.5 (20175) | 12.85 | 11.65 | 10.90 | |
| | | 1711.5 (19965) | 12.50 | 11.47 | 10.60 | |
| | | 1752.5 (20375) | 14.64 | 13.70 | 12.59 | |
| | 5MHz | 1RB-High (24) | 1732.5 (20175) | 13.68 | 13.09 | 11.82 |
| | | | 1712.5 (19975) | 13.85 | 13.03 | 12.04 |
| | | | 1752.5 (20375) | 13.63 | 12.70 | 11.51 |
| 1RB-Middle (12) | | 1732.5 (20175) | 13.43 | 12.67 | 11.48 | |
| | | 1712.5 (19975) | 13.47 | 12.48 | 11.50 | |
| | | 1752.5 (20375) | 14.26 | 13.36 | 12.18 | |
| 1RB-Low (0) | | 1732.5 (20175) | 14.32 | 13.54 | 12.24 | |
| | | 1712.5 (19975) | 13.84 | 12.33 | 11.10 | |
| | | 1752.5 (20375) | 13.15 | 12.07 | 11.31 | |
| 12RB-High (13) | | 1732.5 (20175) | 12.63 | 11.54 | 10.60 | |

| | | | | | |
|----------|------------------|----------------|-------|-------|-------|
| | 12RB-Middle (6) | 1712.5 (19975) | 12.64 | 11.75 | 10.91 |
| | | 1752.5 (20375) | 12.62 | 11.71 | 10.76 |
| | | 1732.5 (20175) | 12.55 | 11.50 | 10.67 |
| | 12RB-Low (0) | 1712.5 (19975) | 12.52 | 11.47 | 10.57 |
| | | 1752.5 (20375) | 12.68 | 11.71 | 10.94 |
| | | 1732.5 (20175) | 12.96 | 11.91 | 11.16 |
| | 25RB (0) | 1712.5 (19975) | 12.33 | 11.36 | 10.39 |
| | | 1752.5 (20375) | 12.91 | 11.90 | 11.06 |
| | | 1732.5 (20175) | 12.79 | 11.65 | 10.79 |
| 10MHz | 1RB-High (49) | 1712.5 (19975) | 12.48 | 11.59 | 10.68 |
| | | 1750 (20350) | 14.66 | 13.67 | 12.53 |
| | | 1732.5 (20175) | 13.69 | 13.18 | 11.72 |
| | 1RB-Middle (24) | 1715 (20000) | 13.93 | 13.11 | 11.95 |
| | | 1750 (20350) | 13.56 | 12.63 | 11.64 |
| | | 1732.5 (20175) | 13.28 | 12.56 | 11.49 |
| | 1RB-Low (0) | 1715 (20000) | 13.35 | 12.50 | 11.47 |
| | | 1750 (20350) | 14.16 | 13.29 | 12.22 |
| | | 1732.5 (20175) | 14.35 | 13.47 | 12.33 |
| | 25RB-High (25) | 1715 (20000) | 13.79 | 12.19 | 11.10 |
| | | 1750 (20350) | 13.11 | 12.14 | 11.29 |
| | | 1732.5 (20175) | 12.63 | 11.52 | 10.70 |
| | 25RB-Middle (12) | 1715 (20000) | 12.74 | 11.80 | 10.84 |
| | | 1750 (20350) | 12.70 | 11.60 | 10.78 |
| | | 1732.5 (20175) | 12.59 | 11.53 | 10.73 |
| | 25RB-Low (0) | 1715 (20000) | 12.38 | 11.49 | 10.72 |
| | | 1750 (20350) | 12.73 | 11.65 | 10.81 |
| | | 1732.5 (20175) | 12.97 | 11.89 | 11.06 |
| 50RB (0) | 1715 (20000) | 12.22 | 11.34 | 10.38 | |
| | 1750 (20350) | 12.94 | 11.94 | 11.03 | |
| | 1732.5 (20175) | 12.83 | 11.75 | 10.80 | |
| 15MHz | 1RB-High (74) | 1715 (20000) | 12.55 | 11.46 | 10.61 |
| | | 1747.5 (20325) | 14.62 | 13.77 | 12.62 |
| | | 1732.5 (20175) | 13.78 | 13.10 | 11.72 |
| | 1RB-Middle (37) | 1717.5 (20025) | 13.90 | 13.14 | 11.97 |
| | | 1747.5 (20325) | 13.53 | 12.70 | 11.62 |
| | | 1732.5 (20175) | 13.38 | 12.53 | 11.55 |
| | 1RB-Low (0) | 1717.5 (20025) | 13.49 | 12.53 | 11.43 |
| | | 1747.5 (20325) | 14.22 | 13.28 | 12.11 |
| | | 1732.5 (20175) | 14.28 | 13.56 | 12.35 |
| | | 1717.5 (20025) | 13.75 | 12.31 | 11.08 |

| | | | | | |
|-------|------------------|----------------|-------|-------|-------|
| | 36RB-High (38) | 1747.5 (20325) | 13.09 | 12.07 | 11.26 |
| | | 1732.5 (20175) | 12.57 | 11.45 | 10.65 |
| | | 1717.5 (20025) | 12.66 | 11.76 | 10.86 |
| | 36RB-Middle (19) | 1747.5 (20325) | 12.58 | 11.65 | 10.86 |
| | | 1732.5 (20175) | 12.53 | 11.56 | 10.76 |
| | | 1717.5 (20025) | 12.43 | 11.51 | 10.68 |
| | 36RB-Low (0) | 1747.5 (20325) | 12.67 | 11.61 | 10.86 |
| | | 1732.5 (20175) | 12.99 | 11.88 | 11.09 |
| | | 1717.5 (20025) | 12.33 | 11.31 | 10.48 |
| | 75RB (0) | 1747.5 (20325) | 12.84 | 11.83 | 10.99 |
| | | 1732.5 (20175) | 12.80 | 11.72 | 10.89 |
| | | 1717.5 (20025) | 12.47 | 11.47 | 10.61 |
| 20MHz | 1RB-High (99) | 1745 (20300) | 14.65 | 13.75 | 12.58 |
| | | 1732.5 (20175) | 13.76 | 13.14 | 11.80 |
| | | 1720 (20050) | 13.93 | 13.10 | 12.03 |
| | 1RB-Middle (50) | 1745 (20300) | 13.58 | 12.73 | 11.60 |
| | | 1732.5 (20175) | 13.38 | 12.63 | 11.57 |
| | | 1720 (20050) | 13.44 | 12.58 | 11.51 |
| | 1RB-Low (0) | 1745 (20300) | 14.25 | 13.33 | 12.21 |
| | | 1732.5 (20175) | 14.34 | 13.54 | 12.33 |
| | | 1720 (20050) | 13.80 | 12.28 | 11.15 |
| | 50RB-High (50) | 1745 (20300) | 13.14 | 12.13 | 11.29 |
| | | 1732.5 (20175) | 12.59 | 11.49 | 10.69 |
| | | 1720 (20050) | 12.73 | 11.80 | 10.92 |
| | 50RB-Middle (25) | 1745 (20300) | 12.66 | 11.66 | 10.84 |
| | | 1732.5 (20175) | 12.60 | 11.53 | 10.71 |
| | | 1720 (20050) | 12.47 | 11.52 | 10.67 |
| | 50RB-Low (0) | 1745 (20300) | 12.72 | 11.71 | 10.89 |
| | | 1732.5 (20175) | 13.04 | 11.95 | 11.14 |
| | | 1720 (20050) | 12.28 | 11.35 | 10.46 |
| | 100RB (0) | 1745 (20300) | 12.92 | 11.91 | 11.07 |
| | | 1732.5 (20175) | 12.81 | 11.71 | 10.89 |
| | | 1720 (20050) | 12.50 | 11.55 | 10.68 |

| LTE BAND5-Normal Power | | | | | |
|------------------------|---------------|---------------|-------|-------|-------|
| BANDWIDTH | Number of RBs | Frequency | QPSK | 16QAM | 64QAM |
| 1.4MHz | 1RB-High (5) | 848.3 (20643) | 23.86 | 22.71 | 22.27 |
| | | 836.5 (20525) | 23.71 | 22.86 | 21.84 |
| | | 824.7 (20407) | 23.71 | 22.98 | 21.89 |

| | | | | | | |
|----------------|----------------|----------------|---------------|-------|-------|-------|
| | 1RB-Middle (3) | 848.3 (20643) | 23.97 | 22.79 | 22.09 | |
| | | 836.5 (20525) | 23.71 | 22.83 | 21.87 | |
| | | 824.7 (20407) | 23.85 | 22.96 | 21.95 | |
| | 1RB-Low (0) | 848.3 (20643) | 23.82 | 22.63 | 22.21 | |
| | | 836.5 (20525) | 23.63 | 22.51 | 22.01 | |
| | | 824.7 (20407) | 23.74 | 22.87 | 22.07 | |
| | 3RB-High (3) | 848.3 (20643) | 24.11 | 23.31 | 21.99 | |
| | | 836.5 (20525) | 23.81 | 23.23 | 21.75 | |
| | | 824.7 (20407) | 24.05 | 23.37 | 21.98 | |
| | 3RB-Middle (1) | 848.3 (20643) | 24.09 | 23.43 | 22.01 | |
| | | 836.5 (20525) | 23.83 | 23.18 | 21.80 | |
| | | 824.7 (20407) | 23.95 | 23.38 | 21.93 | |
| | 3RB-Low (0) | 848.3 (20643) | 24.06 | 23.34 | 21.89 | |
| | | 836.5 (20525) | 23.75 | 23.17 | 21.78 | |
| | | 824.7 (20407) | 23.92 | 23.39 | 21.87 | |
| | 6RB (0) | 848.3 (20643) | 23.05 | 21.79 | 21.03 | |
| | | 836.5 (20525) | 22.74 | 21.67 | 20.96 | |
| | | 824.7 (20407) | 22.94 | 21.91 | 21.03 | |
| | 3MHz | 1RB-High (14) | 847.5 (20635) | 23.94 | 23.34 | 22.21 |
| | | | 836.5 (20525) | 23.66 | 23.50 | 22.11 |
| | | | 825.5 (20415) | 23.71 | 22.92 | 22.31 |
| | | 1RB-Middle (7) | 847.5 (20635) | 23.89 | 23.24 | 22.26 |
| | | | 836.5 (20525) | 23.70 | 23.43 | 22.23 |
| | | | 825.5 (20415) | 23.84 | 22.97 | 22.28 |
| 1RB-Low (0) | | 847.5 (20635) | 23.84 | 23.44 | 22.23 | |
| | | 836.5 (20525) | 23.69 | 23.50 | 22.21 | |
| | | 825.5 (20415) | 23.84 | 23.02 | 22.35 | |
| 8RB-High (7) | | 847.5 (20635) | 22.94 | 22.24 | 21.06 | |
| | | 836.5 (20525) | 22.82 | 22.10 | 20.76 | |
| | | 825.5 (20415) | 22.84 | 22.08 | 20.89 | |
| 8RB-Middle (4) | | 847.5 (20635) | 23.04 | 22.21 | 20.99 | |
| | | 836.5 (20525) | 22.82 | 22.00 | 20.76 | |
| | | 825.5 (20415) | 22.88 | 22.12 | 20.89 | |
| 8RB-Low (0) | | 847.5 (20635) | 22.91 | 22.20 | 21.01 | |
| | | 836.5 (20525) | 22.73 | 21.99 | 20.82 | |
| | | 825.5 (20415) | 22.84 | 22.20 | 20.96 | |
| 15RB (0) | | 847.5 (20635) | 23.03 | 22.21 | 21.19 | |
| | | 836.5 (20525) | 22.79 | 21.99 | 21.02 | |
| | | 825.5 (20415) | 22.98 | 22.07 | 21.10 | |
| 5MHz | | 1RB-High (24) | 846.5 (20625) | 23.95 | 23.11 | 22.17 |
| | | | 836.5 (20525) | 23.76 | 22.87 | 22.16 |
| | | | 826.5 (20425) | 23.78 | 22.95 | 21.95 |

| | | | | | | |
|------------------|-----------------|-----------------|---------------|-------|-------|-------|
| | 1RB-Middle (12) | 846.5 (20625) | 23.80 | 22.93 | 22.11 | |
| | | 836.5 (20525) | 23.73 | 22.86 | 22.00 | |
| | | 826.5 (20425) | 23.85 | 22.88 | 22.08 | |
| | 1RB-Low (0) | 846.5 (20625) | 23.75 | 22.96 | 22.07 | |
| | | 836.5 (20525) | 23.67 | 22.89 | 22.03 | |
| | | 826.5 (20425) | 23.83 | 22.91 | 22.32 | |
| | 12RB-High (13) | 846.5 (20625) | 22.95 | 22.08 | 21.09 | |
| | | 836.5 (20525) | 22.78 | 21.95 | 20.90 | |
| | | 826.5 (20425) | 22.75 | 22.13 | 21.00 | |
| | 12RB-Middle (6) | 846.5 (20625) | 22.87 | 22.16 | 21.18 | |
| | | 836.5 (20525) | 22.82 | 21.96 | 20.91 | |
| | | 826.5 (20425) | 22.78 | 22.06 | 21.11 | |
| | 12RB-Low (0) | 846.5 (20625) | 22.81 | 22.06 | 20.96 | |
| | | 836.5 (20525) | 22.74 | 22.01 | 20.87 | |
| | | 826.5 (20425) | 22.82 | 22.10 | 21.10 | |
| | 25RB (0) | 846.5 (20625) | 22.96 | 22.11 | 21.15 | |
| | | 836.5 (20525) | 22.73 | 21.90 | 20.80 | |
| | | 826.5 (20425) | 22.94 | 21.98 | 21.30 | |
| | 10MHz | 1RB-High (49) | 844 (20600) | 24.04 | 23.06 | 22.32 |
| | | | 836.5 (20525) | 23.68 | 23.27 | 21.83 |
| | | | 829 (20450) | 23.72 | 23.29 | 22.10 |
| | | 1RB-Middle (24) | 844 (20600) | 23.86 | 23.00 | 21.98 |
| | | | 836.5 (20525) | 23.73 | 23.26 | 22.00 |
| | | | 829 (20450) | 23.81 | 23.42 | 22.13 |
| 1RB-Low (0) | | 844 (20600) | 23.82 | 22.88 | 22.07 | |
| | | 836.5 (20525) | 23.82 | 23.30 | 22.08 | |
| | | 829 (20450) | 23.85 | 23.34 | 22.21 | |
| 25RB-High (25) | | 844 (20600) | 23.02 | 22.38 | 21.19 | |
| | | 836.5 (20525) | 22.90 | 21.94 | 20.96 | |
| | | 829 (20450) | 22.88 | 21.96 | 21.12 | |
| 25RB-Middle (12) | | 844 (20600) | 22.90 | 22.17 | 21.11 | |
| | | 836.5 (20525) | 22.86 | 21.90 | 20.94 | |
| | | 829 (20450) | 22.88 | 22.01 | 21.11 | |
| 25RB-Low (0) | | 844 (20600) | 22.84 | 22.18 | 20.99 | |
| | | 836.5 (20525) | 22.76 | 22.22 | 21.06 | |
| | | 829 (20450) | 23.00 | 22.07 | 21.18 | |
| 50RB (0) | | 844 (20600) | 22.78 | 21.99 | 21.12 | |
| | | 836.5 (20525) | 22.80 | 22.05 | 21.05 | |
| | | 829 (20450) | 22.82 | 22.02 | 21.14 | |

| LTE BAND5-Low Power | | | | | |
|---------------------|----------------|---------------|-------|-------|-------|
| BANDWIDTH | Number of RBs | Frequency | QPSK | 16QAM | 64QAM |
| 1.4MHz | 1RB-High (5) | 848.3 (20643) | 18.77 | 18.28 | 17.05 |
| | | 836.5 (20525) | 19.32 | 18.76 | 17.70 |
| | | 824.7 (20407) | 19.34 | 18.87 | 17.80 |
| | 1RB-Middle (3) | 848.3 (20643) | 19.09 | 18.46 | 17.35 |
| | | 836.5 (20525) | 19.50 | 18.91 | 17.82 |
| | | 824.7 (20407) | 19.58 | 19.04 | 18.08 |
| | 1RB-Low (0) | 848.3 (20643) | 18.90 | 18.32 | 17.16 |
| | | 836.5 (20525) | 19.27 | 18.62 | 17.65 |
| | | 824.7 (20407) | 19.41 | 18.78 | 17.82 |
| | 3RB-High (3) | 848.3 (20643) | 19.02 | 18.12 | 17.20 |
| | | 836.5 (20525) | 19.46 | 18.58 | 17.71 |
| | | 824.7 (20407) | 19.51 | 18.72 | 17.86 |
| | 3RB-Middle (1) | 848.3 (20643) | 19.08 | 18.19 | 17.26 |
| | | 836.5 (20525) | 19.50 | 18.63 | 17.76 |
| | | 824.7 (20407) | 19.61 | 18.76 | 17.93 |
| | 3RB-Low (0) | 848.3 (20643) | 19.02 | 18.15 | 17.28 |
| | | 836.5 (20525) | 19.42 | 18.56 | 17.74 |
| | | 824.7 (20407) | 19.55 | 18.80 | 17.91 |
| | 6RB (0) | 848.3 (20643) | 18.05 | 17.23 | 16.01 |
| | | 836.5 (20525) | 18.48 | 17.70 | 16.58 |
| | | 824.7 (20407) | 18.69 | 17.89 | 16.71 |
| 3MHz | 1RB-High (14) | 847.5 (20635) | 18.83 | 18.24 | 17.09 |
| | | 836.5 (20525) | 19.43 | 18.85 | 17.71 |
| | | 825.5 (20415) | 19.12 | 18.63 | 17.52 |
| | 1RB-Middle (7) | 847.5 (20635) | 19.09 | 18.62 | 17.39 |
| | | 836.5 (20525) | 19.55 | 19.00 | 17.85 |
| | | 825.5 (20415) | 19.51 | 18.94 | 17.83 |
| | 1RB-Low (0) | 847.5 (20635) | 19.23 | 18.64 | 17.34 |
| | | 836.5 (20525) | 19.28 | 18.61 | 17.59 |
| | | 825.5 (20415) | 19.45 | 18.95 | 17.84 |
| | 8RB-High (7) | 847.5 (20635) | 18.07 | 17.27 | 16.07 |
| | | 836.5 (20525) | 18.55 | 17.69 | 16.67 |
| | | 825.5 (20415) | 18.49 | 17.64 | 16.52 |
| | 8RB-Middle (4) | 847.5 (20635) | 18.16 | 17.28 | 16.17 |
| | | 836.5 (20525) | 18.56 | 17.73 | 16.70 |
| | | 825.5 (20415) | 18.64 | 17.77 | 16.67 |
| 8RB-Low (0) | 847.5 (20635) | 18.29 | 17.38 | 16.23 | |
| | 836.5 (20525) | 18.49 | 17.66 | 16.55 | |
| | 825.5 (20415) | 18.71 | 17.86 | 16.72 | |

| | | | | | | |
|------------------|-----------------|-----------------|---------------|-------|-------|-------|
| | 15RB (0) | 847.5 (20635) | 18.19 | 17.24 | 16.12 | |
| | | 836.5 (20525) | 18.52 | 17.66 | 16.59 | |
| | | 825.5 (20415) | 18.61 | 17.69 | 16.61 | |
| 5MHz | 1RB-High (24) | 846.5 (20625) | 18.50 | 17.94 | 16.77 | |
| | | 836.5 (20525) | 19.16 | 18.50 | 17.31 | |
| | | 826.5 (20425) | 18.61 | 17.93 | 16.90 | |
| | 1RB-Middle (12) | 846.5 (20625) | 19.37 | 18.65 | 17.58 | |
| | | 836.5 (20525) | 19.54 | 18.84 | 17.75 | |
| | | 826.5 (20425) | 19.19 | 18.64 | 17.59 | |
| | 1RB-Low (0) | 846.5 (20625) | 19.34 | 18.69 | 17.53 | |
| | | 836.5 (20525) | 18.97 | 18.43 | 17.15 | |
| | | 826.5 (20425) | 19.12 | 18.53 | 17.32 | |
| | 12RB-High (13) | 846.5 (20625) | 18.02 | 17.03 | 16.06 | |
| | | 836.5 (20525) | 18.48 | 17.46 | 16.45 | |
| | | 826.5 (20425) | 18.08 | 17.13 | 16.28 | |
| | 12RB-Middle (6) | 846.5 (20625) | 18.39 | 17.39 | 16.43 | |
| | | 836.5 (20525) | 18.53 | 17.54 | 16.53 | |
| | | 826.5 (20425) | 18.38 | 17.45 | 16.56 | |
| | 12RB-Low (0) | 846.5 (20625) | 18.48 | 17.50 | 16.50 | |
| | | 836.5 (20525) | 18.40 | 17.33 | 16.37 | |
| | | 826.5 (20425) | 18.39 | 17.46 | 16.57 | |
| | 25RB (0) | 846.5 (20625) | 18.22 | 17.27 | 16.26 | |
| | | 836.5 (20525) | 18.36 | 17.41 | 16.39 | |
| | | 826.5 (20425) | 18.25 | 17.32 | 16.40 | |
| | 10MHz | 1RB-High (49) | 844 (20600) | 19.32 | 18.63 | 17.62 |
| | | | 836.5 (20525) | 19.62 | 19.33 | 18.29 |
| | | | 829 (20450) | 19.65 | 19.20 | 18.17 |
| | | 1RB-Middle (24) | 844 (20600) | 19.77 | 19.12 | 18.04 |
| | | | 836.5 (20525) | 19.64 | 19.03 | 18.05 |
| | | | 829 (20450) | 19.68 | 19.15 | 17.99 |
| 1RB-Low (0) | | 844 (20600) | 19.68 | 19.20 | 18.01 | |
| | | 836.5 (20525) | 19.50 | 18.95 | 17.82 | |
| | | 829 (20450) | 19.64 | 19.39 | 18.30 | |
| 25RB-High (25) | | 844 (20600) | 18.69 | 17.64 | 16.73 | |
| | | 836.5 (20525) | 18.95 | 18.20 | 17.28 | |
| | | 829 (20450) | 19.02 | 18.03 | 17.11 | |
| 25RB-Middle (12) | | 844 (20600) | 18.92 | 17.89 | 16.97 | |
| | | 836.5 (20525) | 18.89 | 17.89 | 16.97 | |
| | | 829 (20450) | 18.94 | 17.95 | 17.03 | |
| 25RB-Low (0) | | 844 (20600) | 19.06 | 18.03 | 17.10 | |
| | | 836.5 (20525) | 19.05 | 17.80 | 16.89 | |
| | | 829 (20450) | 19.03 | 18.03 | 17.13 | |

| | | | | | |
|--|----------|---------------|-------|-------|-------|
| | 50RB (0) | 844 (20600) | 18.87 | 17.85 | 16.93 |
| | | 836.5 (20525) | 19.02 | 18.02 | 17.09 |
| | | 829 (20450) | 19.03 | 18.04 | 17.14 |

| LTE BAND7-Normal Power | | | | | | |
|------------------------|-----------------|----------------|--------------|-------|-------|-------|
| BANDWIDTH | Number of RBs | Frequency | QPSK | 16QAM | 64QAM | |
| 5MHz | 1RB-High (24) | 2567.5 (21425) | 23.57 | 22.64 | 22.11 | |
| | | 2535 (21100) | 23.15 | 22.86 | 21.71 | |
| | | 2502.5 (20775) | 23.22 | 22.80 | 21.58 | |
| | 1RB-Middle (12) | 2567.5 (21425) | 23.55 | 22.62 | 22.04 | |
| | | 2535 (21100) | 23.16 | 23.03 | 21.53 | |
| | | 2502.5 (20775) | 23.04 | 22.87 | 21.58 | |
| | 1RB-Low (0) | 2567.5 (21425) | 23.51 | 22.71 | 22.18 | |
| | | 2535 (21100) | 23.08 | 22.85 | 21.56 | |
| | | 2502.5 (20775) | 23.10 | 22.90 | 21.75 | |
| | 12RB-High (13) | 2567.5 (21425) | 22.71 | 21.79 | 20.69 | |
| | | 2535 (21100) | 22.42 | 21.39 | 20.38 | |
| | | 2502.5 (20775) | 22.23 | 21.43 | 20.30 | |
| | 12RB-Middle (6) | 2567.5 (21425) | 22.68 | 21.86 | 20.75 | |
| | | 2535 (21100) | 22.27 | 21.45 | 20.35 | |
| | | 2502.5 (20775) | 22.14 | 21.31 | 20.24 | |
| | 12RB-Low (0) | 2567.5 (21425) | 22.59 | 21.75 | 20.72 | |
| | | 2535 (21100) | 22.23 | 21.41 | 20.31 | |
| | | 2502.5 (20775) | 22.25 | 21.36 | 20.24 | |
| | 25RB (0) | 2567.5 (21425) | 22.57 | 21.75 | 20.89 | |
| | | 2535 (21100) | 22.19 | 21.49 | 20.46 | |
| | | 2502.5 (20775) | 22.21 | 21.33 | 20.33 | |
| | 10MHz | 1RB-High (49) | 2565 (21400) | 23.59 | 22.79 | 21.99 |
| | | | 2535 (21100) | 23.18 | 22.41 | 21.63 |
| | | | 2505 (20800) | 23.01 | 22.34 | 21.50 |
| 1RB-Middle (24) | | 2565 (21400) | 23.47 | 22.66 | 21.99 | |
| | | 2535 (21100) | 23.19 | 22.25 | 21.62 | |
| | | 2505 (20800) | 23.15 | 22.32 | 21.52 | |
| 1RB-Low (0) | | 2565 (21400) | 23.49 | 22.58 | 21.93 | |
| | | 2535 (21100) | 23.09 | 22.37 | 21.60 | |
| | | 2505 (20800) | 23.16 | 22.22 | 21.66 | |
| 25RB-High (25) | | 2565 (21400) | 22.61 | 21.91 | 20.80 | |
| | | 2535 (21100) | 22.23 | 21.36 | 20.36 | |
| | | 2505 (20800) | 22.22 | 21.33 | 20.33 | |

| | | | | | |
|-------|------------------|----------------|-------|-------|-------|
| | 25RB-Middle (12) | 2565 (21400) | 22.60 | 21.67 | 20.84 |
| | | 2535 (21100) | 22.31 | 21.37 | 20.39 |
| | | 2505 (20800) | 22.13 | 21.31 | 20.40 |
| | 25RB-Low (0) | 2565 (21400) | 22.62 | 21.68 | 20.74 |
| | | 2535 (21100) | 22.24 | 21.28 | 20.37 |
| | | 2505 (20800) | 22.16 | 21.18 | 20.31 |
| | 50RB (0) | 2565 (21400) | 22.65 | 21.73 | 20.77 |
| | | 2535 (21100) | 22.26 | 21.47 | 20.50 |
| | | 2505 (20800) | 22.23 | 21.25 | 20.39 |
| 15MHz | 1RB-High (74) | 2562.5 (21375) | 23.45 | 22.86 | 21.82 |
| | | 2535 (21100) | 23.18 | 22.48 | 21.61 |
| | | 2507.5 (20825) | 22.91 | 22.98 | 21.30 |
| | 1RB-Middle (37) | 2562.5 (21375) | 23.41 | 23.34 | 21.69 |
| | | 2535 (21100) | 23.07 | 22.34 | 21.42 |
| | | 2507.5 (20825) | 23.04 | 23.08 | 21.31 |
| | 1RB-Low (0) | 2562.5 (21375) | 23.28 | 23.22 | 21.54 |
| | | 2535 (21100) | 23.08 | 22.30 | 21.49 |
| | | 2507.5 (20825) | 23.06 | 23.05 | 21.29 |
| | 36RB-High (38) | 2562.5 (21375) | 22.68 | 21.66 | 20.74 |
| | | 2535 (21100) | 22.30 | 21.49 | 20.38 |
| | | 2507.5 (20825) | 22.28 | 21.50 | 20.29 |
| | 36RB-Middle (19) | 2562.5 (21375) | 22.64 | 21.60 | 20.66 |
| | | 2535 (21100) | 22.39 | 21.58 | 20.35 |
| | | 2507.5 (20825) | 22.34 | 21.55 | 20.27 |
| | 36RB-Low (0) | 2562.5 (21375) | 22.63 | 21.61 | 20.62 |
| | | 2535 (21100) | 22.29 | 21.46 | 20.36 |
| | | 2507.5 (20825) | 22.17 | 21.53 | 20.33 |
| | 75RB (0) | 2562.5 (21375) | 22.61 | 21.64 | 20.77 |
| | | 2535 (21100) | 22.32 | 21.29 | 20.47 |
| | | 2507.5 (20825) | 22.25 | 21.40 | 20.40 |
| 20MHz | 1RB-High (99) | 2560 (21350) | 23.88 | 22.83 | 22.01 |
| | | 2535 (21100) | 23.94 | 22.91 | 22.34 |
| | | 2510 (20850) | 23.58 | 22.94 | 21.75 |
| | 1RB-Middle (50) | 2560 (21350) | 23.95 | 22.60 | 22.12 |
| | | 2535 (21100) | 23.88 | 22.87 | 22.04 |
| | | 2510 (20850) | 23.64 | 22.71 | 21.80 |
| | 1RB-Low (0) | 2560 (21350) | 23.93 | 22.79 | 22.20 |
| | | 2535 (21100) | 23.81 | 22.94 | 22.08 |
| | | 2510 (20850) | 23.57 | 22.73 | 21.87 |
| | 50RB-High (50) | 2560 (21350) | 22.98 | 22.10 | 21.09 |

| | | | | | |
|--|------------------|--------------|-------|-------|-------|
| | | 2535 (21100) | 22.82 | 21.92 | 21.01 |
| | | 2510 (20850) | 22.70 | 21.89 | 20.82 |
| | | 2560 (21350) | 23.12 | 22.12 | 21.22 |
| | 50RB-Middle (25) | 2535 (21100) | 22.84 | 21.86 | 20.86 |
| | | 2510 (20850) | 22.61 | 21.75 | 20.70 |
| | | 2560 (21350) | 22.94 | 22.21 | 21.13 |
| | 50RB-Low (0) | 2535 (21100) | 22.72 | 22.05 | 20.91 |
| | | 2510 (20850) | 22.56 | 21.70 | 20.80 |
| | | 2560 (21350) | 22.89 | 22.04 | 20.95 |
| | 100RB (0) | 2535 (21100) | 22.82 | 21.87 | 20.75 |
| | | 2510 (20850) | 22.67 | 21.81 | 20.62 |

| LTE BAND7-Low Power | | | | | |
|---------------------|-----------------|----------------|-------|-------|-------|
| BANDWIDTH | Number of RBs | Frequency | QPSK | 16QAM | 64QAM |
| 5MHz | 1RB-High (24) | 2567.5 (21425) | 11.08 | 10.19 | 9.46 |
| | | 2535 (21100) | 11.44 | 10.48 | 9.81 |
| | | 2502.5 (20775) | 11.49 | 10.65 | 9.89 |
| | 1RB-Middle (12) | 2567.5 (21425) | 11.47 | 10.76 | 9.81 |
| | | 2535 (21100) | 11.40 | 10.51 | 9.63 |
| | | 2502.5 (20775) | 11.00 | 10.14 | 9.09 |
| | 1RB-Low (0) | 2567.5 (21425) | 11.95 | 11.11 | 10.09 |
| | | 2535 (21100) | 11.81 | 10.91 | 10.01 |
| | | 2502.5 (20775) | 11.82 | 10.93 | 9.94 |
| | 12RB-High (13) | 2567.5 (21425) | 10.34 | 9.60 | 8.60 |
| | | 2535 (21100) | 10.44 | 9.52 | 8.68 |
| | | 2502.5 (20775) | 10.22 | 9.34 | 8.36 |
| | 12RB-Middle (6) | 2567.5 (21425) | 10.46 | 9.67 | 8.66 |
| | | 2535 (21100) | 10.43 | 9.42 | 8.63 |
| | | 2502.5 (20775) | 10.07 | 9.14 | 8.14 |
| | 12RB-Low (0) | 2567.5 (21425) | 10.81 | 9.84 | 8.95 |
| | | 2535 (21100) | 10.70 | 9.71 | 8.95 |
| | | 2502.5 (20775) | 10.34 | 9.44 | 8.50 |
| | 25RB (0) | 2567.5 (21425) | 10.54 | 9.68 | 8.72 |
| | | 2535 (21100) | 10.53 | 9.52 | 8.66 |
| | | 2502.5 (20775) | 10.35 | 9.36 | 8.38 |
| 10MHz | 1RB-High (49) | 2565 (21400) | 11.03 | 10.19 | 9.35 |
| | | 2535 (21100) | 11.50 | 10.47 | 9.72 |
| | | 2505 (20800) | 11.49 | 10.60 | 9.90 |
| | 1RB-Middle (24) | 2565 (21400) | 11.46 | 10.78 | 9.82 |

| | | | | | |
|----------|------------------|----------------|-------|-------|-------|
| | 1RB-Low (0) | 2535 (21100) | 11.28 | 10.63 | 9.55 |
| | | 2505 (20800) | 11.01 | 10.19 | 9.08 |
| | | 2565 (21400) | 11.88 | 11.05 | 10.14 |
| | 25RB-High (25) | 2535 (21100) | 11.71 | 10.81 | 9.95 |
| | | 2505 (20800) | 11.84 | 10.96 | 10.02 |
| | | 2565 (21400) | 10.43 | 9.62 | 8.58 |
| | 25RB-Middle (12) | 2535 (21100) | 10.37 | 9.42 | 8.65 |
| | | 2505 (20800) | 10.22 | 9.38 | 8.38 |
| | | 2565 (21400) | 10.58 | 9.64 | 8.70 |
| | 25RB-Low (0) | 2535 (21100) | 10.42 | 9.50 | 8.59 |
| | | 2505 (20800) | 10.00 | 9.19 | 8.14 |
| | | 2565 (21400) | 10.79 | 9.93 | 8.95 |
| | 50RB (0) | 2535 (21100) | 10.60 | 9.70 | 8.93 |
| | | 2505 (20800) | 10.34 | 9.43 | 8.59 |
| | | 2565 (21400) | 10.53 | 9.73 | 8.78 |
| 15MHz | 1RB-High (74) | 2535 (21100) | 10.48 | 9.58 | 8.81 |
| | | 2505 (20800) | 10.26 | 9.44 | 8.49 |
| | | 2562.5 (21375) | 11.07 | 10.18 | 9.45 |
| | 1RB-Middle (37) | 2535 (21100) | 11.41 | 10.47 | 9.78 |
| | | 2507.5 (20825) | 11.49 | 10.59 | 9.88 |
| | | 2562.5 (21375) | 11.42 | 10.67 | 9.81 |
| | 1RB-Low (0) | 2535 (21100) | 11.29 | 10.52 | 9.61 |
| | | 2507.5 (20825) | 10.91 | 10.06 | 9.03 |
| | | 2562.5 (21375) | 11.87 | 11.11 | 10.18 |
| | 36RB-High (38) | 2535 (21100) | 11.83 | 10.91 | 10.07 |
| | | 2507.5 (20825) | 11.83 | 10.97 | 10.02 |
| | | 2562.5 (21375) | 10.43 | 9.58 | 8.52 |
| | 36RB-Middle (19) | 2535 (21100) | 10.39 | 9.55 | 8.67 |
| | | 2507.5 (20825) | 10.21 | 9.40 | 8.35 |
| | | 2562.5 (21375) | 10.58 | 9.63 | 8.72 |
| | 36RB-Low (0) | 2535 (21100) | 10.42 | 9.44 | 8.64 |
| | | 2507.5 (20825) | 10.00 | 9.18 | 8.14 |
| | | 2562.5 (21375) | 10.77 | 9.96 | 8.89 |
| 75RB (0) | 2535 (21100) | 10.64 | 9.74 | 8.92 | |
| | 2507.5 (20825) | 10.41 | 9.51 | 8.51 | |
| | 2562.5 (21375) | 10.53 | 9.74 | 8.65 | |
| 20MHz | 1RB-High (99) | 2535 (21100) | 10.48 | 9.59 | 8.72 |
| | | 2507.5 (20825) | 10.36 | 9.32 | 8.37 |
| | | 2560 (21350) | 11.12 | 10.24 | 9.45 |
| | | 2535 (21100) | 11.45 | 10.56 | 9.76 |

| | | | | | |
|------------------|--|--------------|-------|-------|-------|
| | | 2510 (20850) | 11.59 | 10.68 | 9.85 |
| 1RB-Middle (50) | | 2560 (21350) | 11.46 | 10.76 | 9.84 |
| | | 2535 (21100) | 11.35 | 10.60 | 9.58 |
| | | 2510 (20850) | 10.96 | 10.15 | 9.12 |
| 1RB-Low (0) | | 2560 (21350) | 11.90 | 11.10 | 10.18 |
| | | 2535 (21100) | 11.78 | 10.89 | 10.03 |
| | | 2510 (20850) | 11.80 | 10.97 | 9.98 |
| 50RB-High (50) | | 2560 (21350) | 10.42 | 9.59 | 8.58 |
| | | 2535 (21100) | 10.40 | 9.52 | 8.67 |
| | | 2510 (20850) | 10.24 | 9.35 | 8.39 |
| 50RB-Middle (25) | | 2560 (21350) | 10.56 | 9.69 | 8.72 |
| | | 2535 (21100) | 10.41 | 9.49 | 8.66 |
| | | 2510 (20850) | 10.08 | 9.17 | 8.24 |
| 50RB-Low (0) | | 2560 (21350) | 10.77 | 9.93 | 8.92 |
| | | 2535 (21100) | 10.65 | 9.77 | 8.90 |
| | | 2510 (20850) | 10.40 | 9.51 | 8.54 |
| 100RB (0) | | 2560 (21350) | 10.59 | 9.73 | 8.74 |
| | | 2535 (21100) | 10.52 | 9.62 | 8.76 |
| | | 2510 (20850) | 10.32 | 9.41 | 8.44 |

| LTE BAND12-Normal Power | | | | | |
|-------------------------|----------------|-----------|-------|-------|-------|
| BANDWIDTH | Number of RBs | Frequency | QPSK | 16QAM | 64QAM |
| 1.4MHz | 1RB-High (5) | 715.3 | 23.54 | 22.77 | 21.75 |
| | | 707.5 | 23.75 | 23.34 | 21.89 |
| | | 699.7 | 23.60 | 22.75 | 21.85 |
| | 1RB-Middle (3) | 715.3 | 23.54 | 22.72 | 21.95 |
| | | 707.5 | 23.68 | 23.46 | 21.93 |
| | | 699.7 | 23.61 | 22.70 | 21.86 |
| | 1RB-Low (0) | 715.3 | 23.61 | 22.82 | 21.79 |
| | | 707.5 | 23.68 | 22.80 | 21.73 |
| | | 699.7 | 23.55 | 22.90 | 22.05 |
| | 3RB-High (3) | 715.3 | 23.86 | 23.08 | 21.70 |
| | | 707.5 | 23.82 | 23.16 | 21.70 |
| | | 699.7 | 23.82 | 23.24 | 21.75 |
| | 3RB-Middle (1) | 715.3 | 23.72 | 22.87 | 21.64 |
| | | 707.5 | 23.87 | 23.03 | 21.76 |
| | | 699.7 | 23.77 | 23.29 | 21.67 |
| | 3RB-Low (0) | 715.3 | 23.84 | 23.04 | 21.61 |
| | | 707.5 | 23.81 | 23.17 | 21.84 |

| | | | | | |
|------|-----------------|-------|-------|-------|-------|
| | | 699.7 | 23.86 | 23.21 | 21.80 |
| | 6RB (0) | 715.3 | 22.62 | 21.61 | 20.80 |
| | | 707.5 | 22.79 | 21.58 | 21.20 |
| | | 699.7 | 22.72 | 21.64 | 20.80 |
| 3MHz | 1RB-High (14) | 714.5 | 23.52 | 23.49 | 21.81 |
| | | 707.5 | 23.67 | 23.43 | 21.80 |
| | | 700.5 | 23.62 | 22.93 | 21.69 |
| | 1RB-Middle (7) | 714.5 | 23.67 | 23.39 | 21.85 |
| | | 707.5 | 23.71 | 23.38 | 21.78 |
| | | 700.5 | 23.61 | 22.80 | 21.67 |
| | 1RB-Low (0) | 714.5 | 23.73 | 23.48 | 21.98 |
| | | 707.5 | 23.73 | 23.46 | 21.58 |
| | | 700.5 | 23.54 | 22.94 | 21.95 |
| | 8RB-High (7) | 714.5 | 22.69 | 21.97 | 20.73 |
| | | 707.5 | 22.67 | 22.05 | 21.16 |
| | | 700.5 | 22.83 | 21.95 | 20.90 |
| | 8RB-Middle (4) | 714.5 | 22.81 | 21.92 | 20.76 |
| | | 707.5 | 22.75 | 21.98 | 21.12 |
| | | 700.5 | 22.78 | 21.87 | 20.87 |
| | 8RB-Low (0) | 714.5 | 22.81 | 21.93 | 20.84 |
| | | 707.5 | 22.83 | 21.95 | 21.08 |
| | | 700.5 | 22.82 | 21.98 | 20.79 |
| | 15RB (0) | 714.5 | 22.71 | 21.90 | 20.96 |
| | | 707.5 | 22.81 | 22.00 | 21.43 |
| | | 700.5 | 22.72 | 21.97 | 20.93 |
| 5MHz | 1RB-High (24) | 713.5 | 23.51 | 23.30 | 21.80 |
| | | 707.5 | 23.69 | 22.95 | 21.87 |
| | | 701.5 | 23.84 | 22.85 | 22.10 |
| | 1RB-Middle (12) | 713.5 | 23.63 | 23.37 | 21.74 |
| | | 707.5 | 23.70 | 22.80 | 21.64 |
| | | 701.5 | 23.75 | 22.78 | 21.84 |
| | 1RB-Low (0) | 713.5 | 23.66 | 23.42 | 21.75 |
| | | 707.5 | 23.73 | 22.84 | 21.83 |
| | | 701.5 | 23.74 | 22.64 | 21.94 |
| | 12RB-High (13) | 713.5 | 22.61 | 21.93 | 20.86 |
| | | 707.5 | 22.66 | 21.90 | 21.17 |
| | | 701.5 | 22.65 | 21.85 | 20.82 |
| | 12RB-Middle (6) | 713.5 | 22.65 | 21.81 | 20.83 |
| | | 707.5 | 22.75 | 21.96 | 21.16 |
| | | 701.5 | 22.80 | 21.99 | 20.95 |

| | | | | | |
|-------|------------------|-------|-------|-------|-------|
| | 12RB-Low (0) | 713.5 | 22.71 | 21.92 | 20.89 |
| | | 707.5 | 22.73 | 21.94 | 21.34 |
| | | 701.5 | 22.78 | 21.94 | 20.85 |
| | 25RB (0) | 713.5 | 22.76 | 22.09 | 20.90 |
| | | 707.5 | 22.85 | 21.77 | 21.31 |
| | | 701.5 | 22.72 | 22.07 | 20.94 |
| 10MHz | 1RB-High (49) | 711 | 23.48 | 22.68 | 21.75 |
| | | 707.5 | 23.54 | 23.38 | 21.83 |
| | | 704 | 23.57 | 23.42 | 21.67 |
| | 1RB-Middle (24) | 711 | 23.59 | 22.81 | 21.85 |
| | | 707.5 | 23.58 | 23.31 | 21.62 |
| | | 704 | 23.57 | 23.46 | 21.53 |
| | 1RB-Low (0) | 711 | 23.59 | 22.68 | 22.08 |
| | | 707.5 | 23.65 | 23.40 | 21.58 |
| | | 704 | 23.64 | 23.42 | 21.79 |
| | 25RB-High (25) | 711 | 22.62 | 21.95 | 20.89 |
| | | 707.5 | 22.68 | 21.80 | 20.73 |
| | | 704 | 22.75 | 21.83 | 20.81 |
| | 25RB-Middle (12) | 711 | 22.59 | 21.91 | 20.89 |
| | | 707.5 | 22.78 | 21.78 | 20.93 |
| | | 704 | 22.69 | 21.71 | 21.14 |
| | 25RB-Low (0) | 711 | 22.74 | 22.06 | 20.95 |
| | | 707.5 | 22.76 | 21.91 | 20.92 |
| | | 704 | 22.64 | 21.80 | 20.77 |
| | 50RB (0) | 711 | 22.60 | 21.76 | 20.81 |
| | | 707.5 | 22.69 | 21.86 | 21.04 |
| | | 704 | 22.66 | 21.90 | 21.19 |

| LTE BAND12-Low Power | | | | | |
|----------------------|----------------|-----------|-------|-------|-------|
| BANDWIDTH | Number of RBs | Frequency | QPSK | 16QAM | 64QAM |
| 1.4MHz | 1RB-High (5) | 715.3 | 18.90 | 18.32 | 17.02 |
| | | 707.5 | 19.18 | 18.60 | 17.38 |
| | | 699.7 | 19.01 | 18.30 | 17.24 |
| | 1RB-Middle (3) | 715.3 | 19.16 | 18.59 | 17.37 |
| | | 707.5 | 19.37 | 18.79 | 17.59 |
| | | 699.7 | 19.15 | 18.47 | 17.33 |
| | 1RB-Low (0) | 715.3 | 18.99 | 18.43 | 17.26 |
| | | 707.5 | 19.15 | 18.47 | 17.30 |
| | | 699.7 | 18.82 | 18.25 | 17.04 |

| | | | | | |
|------|-----------------|-------|-------|-------|-------|
| | 3RB-High (3) | 715.3 | 19.06 | 18.13 | 17.23 |
| | | 707.5 | 19.33 | 18.39 | 17.44 |
| | | 699.7 | 19.12 | 18.22 | 17.28 |
| | 3RB-Middle (1) | 715.3 | 19.18 | 18.28 | 17.35 |
| | | 707.5 | 19.38 | 18.44 | 17.52 |
| | | 699.7 | 19.11 | 18.21 | 17.23 |
| | 3RB-Low (0) | 715.3 | 19.14 | 18.20 | 17.24 |
| | | 707.5 | 19.31 | 18.37 | 17.43 |
| | | 699.7 | 19.01 | 18.13 | 17.13 |
| | 6RB (0) | 715.3 | 18.14 | 17.23 | 16.15 |
| | | 707.5 | 18.36 | 17.42 | 16.38 |
| | | 699.7 | 18.11 | 17.17 | 16.15 |
| 3MHz | 1RB-High (14) | 714.5 | 18.92 | 18.24 | 17.09 |
| | | 707.5 | 19.08 | 18.48 | 17.40 |
| | | 700.5 | 19.24 | 18.70 | 17.48 |
| | 1RB-Middle (7) | 714.5 | 19.25 | 18.62 | 17.45 |
| | | 707.5 | 19.41 | 18.77 | 17.67 |
| | | 700.5 | 19.31 | 18.63 | 17.58 |
| | 1RB-Low (0) | 714.5 | 19.08 | 18.50 | 17.32 |
| | | 707.5 | 19.09 | 18.44 | 17.37 |
| | | 700.5 | 18.85 | 18.30 | 17.04 |
| | 8RB-High (7) | 714.5 | 18.18 | 17.21 | 16.27 |
| | | 707.5 | 18.36 | 17.39 | 16.42 |
| | | 700.5 | 18.38 | 17.42 | 16.47 |
| | 8RB-Middle (4) | 714.5 | 18.27 | 17.31 | 16.33 |
| | | 707.5 | 18.42 | 17.45 | 16.48 |
| | | 700.5 | 18.36 | 17.40 | 16.43 |
| | 8RB-Low (0) | 714.5 | 18.24 | 17.26 | 16.29 |
| | | 707.5 | 18.34 | 17.37 | 16.41 |
| | | 700.5 | 18.18 | 17.23 | 16.26 |
| | 15RB (0) | 714.5 | 18.21 | 17.20 | 16.25 |
| | | 707.5 | 18.35 | 17.35 | 16.42 |
| | | 700.5 | 18.29 | 17.28 | 16.33 |
| 5MHz | 1RB-High (24) | 713.5 | 18.56 | 17.89 | 16.76 |
| | | 707.5 | 18.57 | 18.05 | 16.77 |
| | | 701.5 | 18.86 | 18.28 | 17.04 |
| | 1RB-Middle (12) | 713.5 | 19.21 | 18.68 | 17.45 |
| | | 707.5 | 19.38 | 18.81 | 17.63 |
| | | 701.5 | 19.42 | 18.75 | 17.65 |
| | 1RB-Low (0) | 713.5 | 18.81 | 18.13 | 17.03 |

| | | | | | | |
|------------------|-----------------|---------------|-------|-------|-------|-------|
| | 12RB-High (13) | 707.5 | 18.87 | 18.19 | 17.03 | |
| | | 701.5 | 18.53 | 17.97 | 16.78 | |
| | | 713.5 | 18.10 | 17.09 | 16.20 | |
| | | 707.5 | 18.18 | 17.14 | 16.25 | |
| | | 701.5 | 18.31 | 17.30 | 16.39 | |
| | | 713.5 | 18.33 | 17.32 | 16.41 | |
| | 12RB-Middle (6) | 707.5 | 18.42 | 17.42 | 16.48 | |
| | | 701.5 | 18.45 | 17.44 | 16.54 | |
| | | 713.5 | 18.21 | 17.21 | 16.31 | |
| | 12RB-Low (0) | 707.5 | 18.23 | 17.22 | 16.30 | |
| | | 701.5 | 18.17 | 17.16 | 16.25 | |
| | | 713.5 | 18.17 | 17.15 | 16.22 | |
| | 25RB (0) | 707.5 | 18.22 | 17.20 | 16.27 | |
| | | 701.5 | 18.26 | 17.23 | 16.31 | |
| | | 711 | 19.01 | 18.42 | 17.02 | |
| | 10MHz | 1RB-High (49) | 707.5 | 19.16 | 18.63 | 17.43 |
| | | | 704 | 19.06 | 18.74 | 17.53 |
| | | | 711 | 19.09 | 18.49 | 17.35 |
| 1RB-Middle (24) | | 707.5 | 19.08 | 18.48 | 17.70 | |
| | | 704 | 19.01 | 18.41 | 17.48 | |
| | | 711 | 19.03 | 18.46 | 17.32 | |
| 1RB-Low (0) | | 707.5 | 18.84 | 18.21 | 17.36 | |
| | | 704 | 18.63 | 18.09 | 16.95 | |
| | | 711 | 18.32 | 17.24 | 16.32 | |
| 25RB-High (25) | | 707.5 | 18.36 | 17.33 | 16.37 | |
| | | 704 | 18.33 | 17.37 | 16.49 | |
| | | 711 | 18.30 | 17.22 | 16.26 | |
| 25RB-Middle (12) | | 707.5 | 18.23 | 17.19 | 16.42 | |
| | | 704 | 18.24 | 17.20 | 16.53 | |
| | | 711 | 18.32 | 17.23 | 16.33 | |
| 25RB-Low (0) | | 707.5 | 18.16 | 17.11 | 16.40 | |
| | | 704 | 18.17 | 17.11 | 16.29 | |
| | | 711 | 18.33 | 17.24 | 16.33 | |
| 50RB (0) | 707.5 | 18.26 | 17.22 | 16.35 | | |
| | 704 | 18.30 | 17.25 | 16.32 | | |

| LTE BAND41-Normal Power | | | | | |
|-------------------------|---------------|----------------|-------|-------|-------|
| BANDWIDTH | Number of RBs | Frequency | QPSK | 16QAM | 64QAM |
| 5MHz | 1RB-High (24) | 2652.5 (41215) | 24.06 | 22.62 | 21.96 |

| | | | | | |
|----------------|-----------------|----------------|-------|-------|-------|
| | | 2623.8 (40928) | 24.09 | 22.66 | 21.96 |
| | | 2595 (40640) | 24.12 | 22.70 | 21.97 |
| | | 2567.5 (40365) | 24.01 | 22.57 | 21.86 |
| | | 2540 (40090) | 23.91 | 22.44 | 21.75 |
| | 1RB-Middle (12) | 2652.5 (41215) | 24.06 | 23.07 | 21.94 |
| | | 2623.8 (40928) | 24.09 | 22.92 | 21.97 |
| | | 2595 (40640) | 24.12 | 22.78 | 22.01 |
| | | 2567.5 (40365) | 24.00 | 22.81 | 21.86 |
| | | 2540 (40090) | 23.89 | 22.84 | 21.71 |
| | 1RB-Low (0) | 2652.5 (41215) | 24.05 | 23.16 | 21.96 |
| | | 2623.8 (40928) | 24.11 | 23.21 | 22.05 |
| | | 2595 (40640) | 24.18 | 23.26 | 22.14 |
| | | 2567.5 (40365) | 24.00 | 23.05 | 21.92 |
| | | 2540 (40090) | 23.82 | 22.84 | 21.70 |
| | 12RB-High (13) | 2652.5 (41215) | 23.07 | 22.12 | 21.25 |
| | | 2623.8 (40928) | 23.10 | 22.13 | 21.30 |
| | | 2595 (40640) | 23.13 | 22.14 | 21.36 |
| | | 2567.5 (40365) | 22.97 | 22.05 | 21.18 |
| | | 2540 (40090) | 22.82 | 21.96 | 21.00 |
| | 12RB-Middle (6) | 2652.5 (41215) | 23.09 | 22.05 | 21.20 |
| 2623.8 (40928) | | 23.12 | 22.14 | 21.32 | |
| 2595 (40640) | | 23.16 | 22.23 | 21.44 | |
| 2567.5 (40365) | | 23.07 | 22.09 | 21.24 | |
| 2540 (40090) | | 22.99 | 21.95 | 21.05 | |
| 12RB-Low (0) | 2652.5 (41215) | 23.16 | 22.09 | 21.43 | |
| | 2623.8 (40928) | 23.15 | 22.24 | 21.44 | |
| | 2595 (40640) | 23.15 | 22.39 | 21.45 | |
| | 2567.5 (40365) | 23.01 | 22.19 | 21.30 | |
| | 2540 (40090) | 22.87 | 22.00 | 21.16 | |
| 25RB (0) | 2652.5 (41215) | 23.09 | 22.24 | 21.27 | |
| | 2623.8 (40928) | 23.13 | 22.28 | 21.30 | |
| | 2595 (40640) | 23.17 | 22.32 | 21.33 | |
| | 2567.5 (40365) | 23.01 | 22.17 | 21.19 | |
| | 2540 (40090) | 22.86 | 22.02 | 21.06 | |
| 10MHz | 1RB-High (49) | 2650 (41190) | 24.13 | 23.02 | 21.54 |
| | | 2622.5 (40915) | 24.12 | 23.10 | 21.77 |
| | | 2595 (40640) | 24.12 | 23.18 | 22.00 |
| | | 2567.5 (40365) | 24.01 | 23.03 | 21.90 |
| | | 2540 (40090) | 23.90 | 22.89 | 21.80 |
| | 1RB-Middle (24) | 2650 (41190) | 24.19 | 23.01 | 21.88 |

| | | | | | |
|----------------|------------------|----------------|-------|-------|-------|
| | | 2622.5 (40915) | 24.17 | 23.10 | 21.65 |
| | | 2595 (40640) | 24.16 | 23.19 | 21.42 |
| | | 2567.5 (40365) | 24.05 | 23.04 | 21.56 |
| | | 2540 (40090) | 23.87 | 22.90 | 21.71 |
| | 1RB-Low (0) | 2650 (41190) | 24.00 | 23.07 | 21.90 |
| | | 2622.5 (40915) | 24.08 | 23.15 | 22.00 |
| | | 2595 (40640) | 24.16 | 23.24 | 22.10 |
| | | 2567.5 (40365) | 24.01 | 23.01 | 21.88 |
| | | 2540 (40090) | 23.86 | 22.79 | 21.67 |
| | 25RB-High (25) | 2650 (41190) | 23.06 | 22.19 | 21.25 |
| | | 2622.5 (40915) | 23.17 | 22.19 | 21.28 |
| | | 2595 (40640) | 23.29 | 22.20 | 21.32 |
| | | 2567.5 (40365) | 23.11 | 22.14 | 21.19 |
| | | 2540 (40090) | 22.93 | 22.08 | 21.07 |
| | 25RB-Middle (12) | 2650 (41190) | 23.17 | 22.53 | 21.22 |
| | | 2622.5 (40915) | 23.21 | 22.41 | 21.27 |
| | | 2595 (40640) | 23.25 | 22.29 | 21.33 |
| | | 2567.5 (40365) | 23.06 | 22.15 | 21.21 |
| | | 2540 (40090) | 22.87 | 21.96 | 21.10 |
| | 25RB-Low (0) | 2650 (41190) | 23.09 | 22.28 | 21.31 |
| 2622.5 (40915) | | 23.14 | 22.31 | 21.33 | |
| 2595 (40640) | | 23.19 | 22.35 | 21.36 | |
| 2567.5 (40365) | | 23.01 | 22.31 | 21.20 | |
| 2540 (40090) | | 22.83 | 22.27 | 21.05 | |
| 50RB (0) | 2650 (41190) | 23.05 | 22.30 | 21.23 | |
| | 2622.5 (40915) | 23.11 | 22.36 | 21.27 | |
| | 2595 (40640) | 23.17 | 22.43 | 21.32 | |
| | 2567.5 (40365) | 23.03 | 22.25 | 21.19 | |
| | 2540 (40090) | 22.90 | 22.08 | 21.07 | |
| 15MHz | 1RB-High (74) | 2647.5 (41165) | 24.12 | 23.07 | 21.87 |
| | | 2621.3 (40903) | 24.12 | 22.85 | 21.63 |
| | | 2595 (40640) | 24.12 | 22.64 | 21.39 |
| | | 2568.8 (40378) | 24.05 | 22.79 | 21.30 |
| | | 2542.5 (40115) | 23.98 | 22.95 | 21.22 |
| | 1RB-Middle (37) | 2647.5 (41165) | 24.04 | 23.00 | 21.81 |
| | | 2621.3 (40903) | 24.12 | 23.09 | 21.91 |
| | | 2595 (40640) | 24.20 | 23.18 | 22.01 |
| | | 2568.8 (40378) | 24.06 | 23.07 | 21.62 |
| | | 2542.5 (40115) | 23.93 | 22.97 | 21.23 |
| | 1RB-Low (0) | 2647.5 (41165) | 24.02 | 23.08 | 21.85 |

| | | | | | |
|----------------|------------------|----------------|-------|-------|-------|
| | | 2621.3 (40903) | 24.11 | 23.17 | 21.98 |
| | | 2595 (40640) | 24.21 | 23.26 | 22.12 |
| | | 2568.8 (40378) | 24.01 | 23.08 | 21.93 |
| | | 2542.5 (40115) | 23.82 | 22.90 | 21.74 |
| | 36RB-High (38) | 2647.5 (41165) | 23.14 | 22.21 | 21.16 |
| | | 2621.3 (40903) | 23.21 | 22.21 | 21.26 |
| | | 2595 (40640) | 23.29 | 22.21 | 21.36 |
| | | 2568.8 (40378) | 23.14 | 22.12 | 21.28 |
| | | 2542.5 (40115) | 22.99 | 22.03 | 21.20 |
| | 36RB-Middle (19) | 2647.5 (41165) | 23.08 | 22.23 | 21.31 |
| | | 2621.3 (40903) | 23.17 | 22.22 | 21.35 |
| | | 2595 (40640) | 23.27 | 22.21 | 21.40 |
| | | 2568.8 (40378) | 23.06 | 22.12 | 21.26 |
| | | 2542.5 (40115) | 22.85 | 22.04 | 21.13 |
| | 36RB-Low (0) | 2647.5 (41165) | 23.18 | 22.14 | 21.38 |
| | | 2621.3 (40903) | 23.19 | 22.23 | 21.34 |
| | | 2595 (40640) | 23.21 | 22.33 | 21.31 |
| | | 2568.8 (40378) | 23.12 | 22.14 | 21.19 |
| | | 2542.5 (40115) | 23.03 | 21.96 | 21.08 |
| | 75RB (0) | 2647.5 (41165) | 23.18 | 22.27 | 21.21 |
| 2621.3 (40903) | | 23.23 | 22.31 | 21.28 | |
| 2595 (40640) | | 23.29 | 22.35 | 21.36 | |
| 2568.8 (40378) | | 23.09 | 22.23 | 21.27 | |
| 2542.5 (40115) | | 22.89 | 22.12 | 21.18 | |
| 20MHz | 1RB-High (99) | 2645 (41140) | 23.94 | 23.09 | 21.71 |
| | | 2620 (40890) | 24.00 | 23.07 | 21.54 |
| | | 2595 (40640) | 24.06 | 23.06 | 21.37 |
| | | 2570 (40390) | 23.99 | 23.02 | 21.32 |
| | | 2545 (40140) | 23.93 | 22.99 | 21.28 |
| | 1RB-Middle (50) | 2645 (41140) | 23.93 | 23.04 | 21.70 |
| | | 2620 (40890) | 24.03 | 23.10 | 21.87 |
| | | 2595 (40640) | 24.14 | 23.17 | 22.04 |
| | | 2570 (40390) | 24.02 | 23.07 | 21.61 |
| | | 2545 (40140) | 23.91 | 22.97 | 21.19 |
| | 1RB-Low (0) | 2645 (41140) | 23.97 | 23.06 | 21.83 |
| | | 2620 (40890) | 24.12 | 23.17 | 21.99 |
| | | 2595 (40640) | 24.28 | 23.28 | 22.16 |
| | | 2570 (40390) | 24.08 | 23.06 | 21.92 |
| | | 2545 (40140) | 23.88 | 22.85 | 21.69 |
| | 50RB-High (50) | 2645 (41140) | 23.15 | 22.24 | 21.22 |

| | | | | | |
|--|------------------|--------------|-------|-------|-------|
| | | 2620 (40890) | 23.11 | 22.28 | 21.22 |
| | | 2595 (40640) | 23.08 | 22.32 | 21.23 |
| | | 2570 (40390) | 23.00 | 22.25 | 21.18 |
| | | 2545 (40140) | 22.93 | 22.18 | 21.13 |
| | | 2645 (41140) | 23.02 | 22.29 | 21.26 |
| | 50RB-Middle (25) | 2620 (40890) | 23.10 | 22.34 | 21.25 |
| | | 2595 (40640) | 23.18 | 22.40 | 21.25 |
| | | 2570 (40390) | 23.12 | 22.29 | 21.24 |
| | | 2545 (40140) | 23.07 | 22.19 | 21.23 |
| | | 2645 (41140) | 23.09 | 22.30 | 21.24 |
| | 50RB-Low (0) | 2620 (40890) | 23.15 | 22.36 | 21.32 |
| | | 2595 (40640) | 23.22 | 22.43 | 21.41 |
| | | 2570 (40390) | 23.13 | 22.27 | 21.32 |
| | | 2545 (40140) | 23.04 | 22.11 | 21.23 |
| | | 2645 (41140) | 23.06 | 22.23 | 21.33 |
| | 100RB (0) | 2620 (40890) | 23.13 | 22.28 | 21.35 |
| | | 2595 (40640) | 23.21 | 22.33 | 21.38 |
| | | 2570 (40390) | 23.06 | 22.22 | 21.31 |
| | | 2545 (40140) | 22.92 | 22.12 | 21.24 |

| LTE BAND41-Low Power | | | | | |
|----------------------|-----------------|----------------|-------|-------|-------|
| BANDWIDTH | Number of RBs | Frequency | QPSK | 16QAM | 64QAM |
| 5MHz | 1RB-High (24) | 2652.5 (41215) | 15.22 | 14.17 | 12.65 |
| | | 2623.8 (40928) | 14.90 | 13.80 | 12.41 |
| | | 2595 (40640) | 15.60 | 14.64 | 12.99 |
| | | 2567.5 (40365) | 15.63 | 14.53 | 13.11 |
| | | 2540 (40090) | 15.57 | 14.37 | 12.82 |
| | 1RB-Middle (12) | 2652.5 (41215) | 14.86 | 13.83 | 12.38 |
| | | 2623.8 (40928) | 14.90 | 13.82 | 12.55 |
| | | 2595 (40640) | 14.91 | 14.06 | 12.59 |
| | | 2567.5 (40365) | 14.96 | 14.11 | 12.50 |
| | | 2540 (40090) | 15.43 | 14.47 | 12.95 |
| | 1RB-Low (0) | 2652.5 (41215) | 15.40 | 14.79 | 13.62 |
| | | 2623.8 (40928) | 14.93 | 13.77 | 12.35 |
| | | 2595 (40640) | 15.19 | 14.35 | 12.78 |
| | | 2567.5 (40365) | 15.66 | 14.60 | 12.99 |
| | | 2540 (40090) | 15.60 | 14.73 | 13.39 |
| | 12RB-High (13) | 2652.5 (41215) | 13.96 | 12.90 | 11.97 |
| | | 2623.8 (40928) | 13.93 | 12.94 | 12.08 |

| | | | | | | |
|------------------|-----------------|----------------|----------------|-------|-------|-------|
| | | 2595 (40640) | 14.42 | 13.20 | 12.25 | |
| | | 2567.5 (40365) | 14.30 | 13.15 | 12.17 | |
| | | 2540 (40090) | 14.43 | 13.22 | 12.34 | |
| | 12RB-Middle (6) | 2652.5 (41215) | 13.97 | 13.01 | 12.00 | |
| | | 2623.8 (40928) | 13.81 | 12.89 | 12.16 | |
| | | 2595 (40640) | 14.12 | 12.94 | 12.05 | |
| | | 2567.5 (40365) | 14.02 | 13.05 | 12.01 | |
| | | 2540 (40090) | 14.33 | 13.43 | 12.51 | |
| | 12RB-Low (0) | 2652.5 (41215) | 14.24 | 13.52 | 12.59 | |
| | | 2623.8 (40928) | 13.89 | 12.92 | 12.07 | |
| | | 2595 (40640) | 14.46 | 13.08 | 12.17 | |
| | | 2567.5 (40365) | 14.21 | 13.23 | 12.17 | |
| | | 2540 (40090) | 14.38 | 13.68 | 12.85 | |
| | 25RB (0) | 2652.5 (41215) | 14.22 | 13.11 | 12.19 | |
| | | 2623.8 (40928) | 13.93 | 12.90 | 12.18 | |
| | | 2595 (40640) | 14.27 | 13.09 | 12.27 | |
| | | 2567.5 (40365) | 14.26 | 13.17 | 12.27 | |
| | | 2540 (40090) | 14.53 | 13.43 | 12.63 | |
| | 10MHz | 1RB-High (49) | 2650 (41190) | 15.29 | 14.08 | 12.71 |
| | | | 2622.5 (40915) | 14.85 | 13.69 | 12.39 |
| 2595 (40640) | | | 15.69 | 14.59 | 13.09 | |
| 2567.5 (40365) | | | 15.56 | 14.61 | 12.97 | |
| 2540 (40090) | | | 15.63 | 14.32 | 12.84 | |
| 1RB-Middle (24) | | 2650 (41190) | 14.91 | 13.86 | 12.41 | |
| | | 2622.5 (40915) | 14.88 | 13.92 | 12.61 | |
| | | 2595 (40640) | 14.95 | 14.16 | 12.62 | |
| | | 2567.5 (40365) | 14.96 | 13.97 | 12.57 | |
| | | 2540 (40090) | 15.35 | 14.47 | 12.91 | |
| 1RB-Low (0) | | 2650 (41190) | 15.45 | 14.83 | 13.50 | |
| | | 2622.5 (40915) | 14.85 | 13.73 | 12.45 | |
| | | 2595 (40640) | 15.24 | 14.42 | 12.79 | |
| | | 2567.5 (40365) | 15.55 | 14.54 | 13.04 | |
| | | 2540 (40090) | 15.47 | 14.73 | 13.42 | |
| 25RB-High (25) | | 2650 (41190) | 14.03 | 12.99 | 12.09 | |
| | | 2622.5 (40915) | 13.87 | 12.98 | 12.09 | |
| | | 2595 (40640) | 14.40 | 13.22 | 12.26 | |
| | | 2567.5 (40365) | 14.24 | 13.28 | 12.31 | |
| | | 2540 (40090) | 14.39 | 13.21 | 12.37 | |
| 25RB-Middle (12) | | 2650 (41190) | 13.91 | 13.01 | 12.06 | |
| | | 2622.5 (40915) | 13.79 | 13.00 | 12.10 | |

| | | | | | | |
|------------------|----------------|----------------|----------------|-------|-------|-------|
| | | 2595 (40640) | 14.04 | 13.02 | 12.18 | |
| | | 2567.5 (40365) | 13.98 | 12.97 | 11.98 | |
| | | 2540 (40090) | 14.26 | 13.35 | 12.45 | |
| | 25RB-Low (0) | 2650 (41190) | 14.29 | 13.41 | 12.46 | |
| | | 2622.5 (40915) | 13.89 | 12.96 | 12.18 | |
| | | 2595 (40640) | 14.57 | 13.11 | 12.10 | |
| | | 2567.5 (40365) | 14.25 | 13.10 | 12.21 | |
| | | 2540 (40090) | 14.34 | 13.70 | 12.70 | |
| | 50RB (0) | 2650 (41190) | 14.25 | 13.12 | 12.29 | |
| | | 2622.5 (40915) | 13.88 | 12.98 | 12.20 | |
| | | 2595 (40640) | 14.28 | 13.13 | 12.22 | |
| | | 2567.5 (40365) | 14.18 | 13.12 | 12.23 | |
| | | 2540 (40090) | 14.63 | 13.47 | 12.55 | |
| | 15MHz | 1RB-High (74) | 2647.5 (41165) | 15.17 | 14.15 | 12.64 |
| | | | 2621.3 (40903) | 14.80 | 13.79 | 12.30 |
| 2595 (40640) | | | 15.67 | 14.71 | 12.98 | |
| 2568.8 (40378) | | | 15.62 | 14.54 | 13.07 | |
| 2542.5 (40115) | | | 15.59 | 14.39 | 12.71 | |
| 1RB-Middle (37) | | 2647.5 (41165) | 14.78 | 13.96 | 12.50 | |
| | | 2621.3 (40903) | 14.79 | 13.87 | 12.64 | |
| | | 2595 (40640) | 14.93 | 14.01 | 12.50 | |
| | | 2568.8 (40378) | 14.91 | 13.97 | 12.52 | |
| | | 2542.5 (40115) | 15.33 | 14.51 | 12.83 | |
| 1RB-Low (0) | | 2647.5 (41165) | 15.39 | 14.80 | 13.54 | |
| | | 2621.3 (40903) | 14.87 | 13.73 | 12.41 | |
| | | 2595 (40640) | 15.29 | 14.42 | 12.79 | |
| | | 2568.8 (40378) | 15.64 | 14.60 | 12.95 | |
| | | 2542.5 (40115) | 15.50 | 14.74 | 13.53 | |
| 36RB-High (38) | | 2647.5 (41165) | 13.91 | 12.99 | 12.03 | |
| | | 2621.3 (40903) | 13.78 | 12.98 | 12.20 | |
| | | 2595 (40640) | 14.41 | 13.27 | 12.28 | |
| | | 2568.8 (40378) | 14.31 | 13.25 | 12.20 | |
| | | 2542.5 (40115) | 14.34 | 13.33 | 12.40 | |
| 36RB-Middle (19) | | 2647.5 (41165) | 13.98 | 12.90 | 11.99 | |
| | | 2621.3 (40903) | 13.79 | 12.93 | 12.13 | |
| | | 2595 (40640) | 14.03 | 13.00 | 12.07 | |
| | | 2568.8 (40378) | 14.11 | 12.92 | 11.97 | |
| | 2542.5 (40115) | 14.26 | 13.39 | 12.38 | | |
| 36RB-Low (0) | 2647.5 (41165) | 14.27 | 13.47 | 12.50 | | |
| | 2621.3 (40903) | 13.89 | 13.02 | 12.20 | | |

| | | | | | | |
|------------------|--------------|-----------------|----------------|-------|-------|-------|
| | 75RB (0) | 2595 (40640) | 14.48 | 13.04 | 12.15 | |
| | | 2568.8 (40378) | 14.25 | 13.18 | 12.21 | |
| | | 2542.5 (40115) | 14.33 | 13.67 | 12.70 | |
| | | 2647.5 (41165) | 14.25 | 13.22 | 12.21 | |
| | | 2621.3 (40903) | 13.78 | 13.02 | 12.20 | |
| | | 2595 (40640) | 14.34 | 13.07 | 12.29 | |
| | | 2568.8 (40378) | 14.27 | 13.11 | 12.21 | |
| | 20MHz | 1RB-High (99) | 2542.5 (40115) | 14.53 | 13.45 | 12.57 |
| | | | 2645 (41140) | 15.25 | 14.18 | 12.71 |
| | | | 2620 (40890) | 14.89 | 13.75 | 12.39 |
| | | | 2595 (40640) | 15.66 | 14.69 | 13.04 |
| | | | 2570 (40390) | 15.65 | 14.59 | 13.06 |
| | | 1RB-Middle (50) | 2545 (40140) | 15.61 | 14.39 | 12.80 |
| | | | 2645 (41140) | 14.87 | 13.93 | 12.46 |
| | | | 2620 (40890) | 14.89 | 13.90 | 12.63 |
| | | | 2595 (40640) | 15.00 | 14.11 | 12.58 |
| | | | 2570 (40390) | 15.01 | 14.06 | 12.53 |
| | | 1RB-Low (0) | 2545 (40140) | 15.41 | 14.50 | 12.93 |
| | | | 2645 (41140) | 15.41 | 14.78 | 13.60 |
| | | | 2620 (40890) | 14.94 | 13.80 | 12.41 |
| 2595 (40640) | | | 15.27 | 14.43 | 12.77 | |
| 2570 (40390) | | | 15.62 | 14.56 | 12.99 | |
| 50RB-High (50) | | 2545 (40140) | 15.55 | 14.77 | 13.48 | |
| | | 2645 (41140) | 14.01 | 12.99 | 12.05 | |
| | | 2620 (40890) | 13.88 | 13.01 | 12.16 | |
| | | 2595 (40640) | 14.37 | 13.27 | 12.35 | |
| | | 2570 (40390) | 14.29 | 13.23 | 12.27 | |
| 50RB-Middle (25) | 2545 (40140) | 14.41 | 13.30 | 12.38 | | |
| | 2645 (41140) | 14.00 | 12.98 | 12.04 | | |
| | 2620 (40890) | 13.84 | 12.99 | 12.11 | | |
| | 2595 (40640) | 14.11 | 13.03 | 12.15 | | |
| | 2570 (40390) | 14.08 | 13.01 | 12.06 | | |
| 50RB-Low (0) | 2545 (40140) | 14.32 | 13.39 | 12.47 | | |
| | 2645 (41140) | 14.34 | 13.48 | 12.54 | | |
| | 2620 (40890) | 13.89 | 13.01 | 12.16 | | |
| | 2595 (40640) | 14.52 | 13.11 | 12.19 | | |
| | 2570 (40390) | 14.26 | 13.19 | 12.23 | | |
| 100RB (0) | 2545 (40140) | 14.43 | 13.72 | 12.80 | | |
| | 2645 (41140) | 14.25 | 13.21 | 12.29 | | |
| | | 2620 (40890) | 13.88 | 12.99 | 12.15 | |

| | | | | | |
|--|--|--------------|-------|-------|-------|
| | | 2595 (40640) | 14.29 | 13.16 | 12.25 |
| | | 2570 (40390) | 14.27 | 13.19 | 12.24 |
| | | 2545 (40140) | 14.62 | 13.49 | 12.58 |

| LTE BAND66-Normal Power | | | | | |
|-------------------------|-----------------|-----------------|-------|-------|-------|
| BANDWIDTH | Number of RBs | Frequency | QPSK | 16QAM | 64QAM |
| 1.4MHz | 1RB-High (5) | 1779.3 (132665) | 22.92 | 22.64 | 21.45 |
| | | 1745 (132322) | 22.87 | 22.20 | 21.39 |
| | | 1710.7 (131979) | 22.59 | 22.21 | 20.75 |
| | 1RB-Middle (3) | 1779.3 (132665) | 22.89 | 22.73 | 21.45 |
| | | 1745 (132322) | 22.88 | 22.14 | 21.28 |
| | | 1710.7 (131979) | 22.54 | 22.26 | 20.82 |
| | 1RB-Low (0) | 1779.3 (132665) | 23.04 | 22.65 | 21.41 |
| | | 1745 (132322) | 22.87 | 22.12 | 21.55 |
| | | 1710.7 (131979) | 22.58 | 22.15 | 20.79 |
| | 3RB-High (3) | 1779.3 (132665) | 23.11 | 22.28 | 20.98 |
| | | 1745 (132322) | 23.00 | 22.10 | 20.84 |
| | | 1710.7 (131979) | 22.63 | 21.86 | 20.68 |
| | 3RB-Middle (1) | 1779.3 (132665) | 23.15 | 22.36 | 21.06 |
| | | 1745 (132322) | 23.05 | 22.13 | 20.86 |
| | | 1710.7 (131979) | 22.61 | 21.89 | 20.65 |
| | 3RB-Low (0) | 1779.3 (132665) | 23.15 | 22.32 | 21.03 |
| | | 1745 (132322) | 23.00 | 22.18 | 20.89 |
| | | 1710.7 (131979) | 22.64 | 21.81 | 20.70 |
| | 6RB (0) | 1779.3 (132665) | 22.07 | 21.05 | 20.06 |
| | | 1745 (132322) | 21.98 | 20.70 | 20.52 |
| | | 1710.7 (131979) | 21.63 | 20.56 | 19.75 |
| 3MHz | 1RB-High (14) | 1778.5 (132657) | 22.92 | 22.60 | 21.33 |
| | | 1745 (132322) | 22.89 | 22.62 | 21.06 |
| | | 1711.5 (131987) | 22.45 | 22.19 | 21.06 |
| | 1RB-Middle (7) | 1778.5 (132657) | 22.96 | 22.71 | 21.43 |
| | | 1745 (132322) | 22.89 | 22.50 | 21.50 |
| | | 1711.5 (131987) | 22.38 | 22.24 | 20.74 |
| | 1RB-Low (0) | 1778.5 (132657) | 22.92 | 22.41 | 21.49 |
| | | 1745 (132322) | 22.87 | 22.51 | 21.15 |
| | | 1711.5 (131987) | 22.49 | 22.24 | 20.76 |
| 8RB-High (7) | 1778.5 (132657) | 22.11 | 21.29 | 20.17 | |
| | 1745 (132322) | 22.00 | 21.11 | 20.42 | |

| | | | | | |
|-----------------|-----------------|-----------------|-----------------|-------|-------|
| | 8RB-Middle (4) | 1711.5 (131987) | 21.60 | 21.17 | 20.12 |
| | | 1778.5 (132657) | 22.17 | 21.36 | 20.16 |
| | | 1745 (132322) | 22.05 | 21.22 | 20.38 |
| | 8RB-Low (0) | 1711.5 (131987) | 21.64 | 20.86 | 19.71 |
| | | 1778.5 (132657) | 22.07 | 21.35 | 20.17 |
| | | 1745 (132322) | 22.01 | 21.11 | 20.39 |
| | 15RB (0) | 1711.5 (131987) | 21.59 | 20.95 | 19.81 |
| | | 1778.5 (132657) | 22.14 | 21.31 | 20.33 |
| | | 1745 (132322) | 22.01 | 21.08 | 20.58 |
| | 5MHz | 1RB-High (24) | 1711.5 (131987) | 21.59 | 20.78 |
| 1777.5 (132647) | | | 23.07 | 22.60 | 21.37 |
| 1745 (132322) | | | 23.00 | 22.56 | 21.36 |
| 1RB-Middle (12) | | 1712.5 (131997) | 22.62 | 22.14 | 20.71 |
| | | 1777.5 (132647) | 23.15 | 22.46 | 21.46 |
| | | 1745 (132322) | 22.92 | 22.49 | 21.33 |
| 1RB-Low (0) | | 1712.5 (131997) | 22.66 | 22.09 | 20.97 |
| | | 1777.5 (132647) | 23.20 | 22.82 | 21.63 |
| | | 1745 (132322) | 22.73 | 22.59 | 21.24 |
| 12RB-High (13) | | 1712.5 (131997) | 22.60 | 22.16 | 20.66 |
| | | 1777.5 (132647) | 22.07 | 21.20 | 20.19 |
| | | 1745 (132322) | 22.04 | 21.11 | 20.06 |
| 12RB-Middle (6) | | 1712.5 (131997) | 21.74 | 21.13 | 20.27 |
| | | 1777.5 (132647) | 22.08 | 21.29 | 20.28 |
| | | 1745 (132322) | 21.96 | 20.98 | 20.43 |
| 12RB-Low (0) | | 1712.5 (131997) | 21.73 | 21.13 | 20.24 |
| | | 1777.5 (132647) | 22.12 | 21.23 | 20.22 |
| | | 1745 (132322) | 21.93 | 21.11 | 20.06 |
| 25RB (0) | | 1712.5 (131997) | 21.60 | 20.76 | 19.87 |
| | | 1777.5 (132647) | 22.06 | 21.42 | 20.27 |
| | | 1745 (132322) | 21.95 | 21.39 | 20.39 |
| 10MHz | 1RB-High (49) | 1712.5 (131997) | 21.69 | 21.09 | 20.03 |
| | | 1775 (132622) | 23.10 | 22.53 | 21.48 |
| | | 1745 (132322) | 22.98 | 22.82 | 21.49 |
| | 1RB-Middle (24) | 1715 (132022) | 22.65 | 22.48 | 21.15 |
| | | 1775 (132622) | 23.17 | 22.52 | 21.45 |
| | | 1745 (132322) | 22.86 | 22.66 | 21.40 |
| | 1RB-Low (0) | 1715 (132022) | 22.55 | 22.18 | 20.94 |
| | | 1775 (132622) | 23.24 | 22.78 | 21.53 |
| | | 1745 (132322) | 22.92 | 22.62 | 21.10 |
| | | 1715 (132022) | 22.46 | 22.21 | 20.92 |

| | | | | | | |
|-----------------|------------------|-----------------|---------------|-------|-------|-------|
| | 25RB-High (25) | 1775 (132622) | 22.14 | 21.41 | 20.28 | |
| | | 1745 (132322) | 22.13 | 21.12 | 20.17 | |
| | | 1715 (132022) | 21.80 | 20.86 | 19.68 | |
| | 25RB-Middle (12) | 1775 (132622) | 22.12 | 21.53 | 20.34 | |
| | | 1745 (132322) | 22.10 | 21.16 | 20.49 | |
| | | 1715 (132022) | 21.73 | 20.74 | 20.12 | |
| | 25RB-Low (0) | 1775 (132622) | 22.16 | 21.55 | 20.77 | |
| | | 1745 (132322) | 21.96 | 21.02 | 20.12 | |
| | | 1715 (132022) | 21.66 | 21.08 | 20.12 | |
| | 50RB (0) | 1775 (132622) | 22.15 | 21.21 | 20.37 | |
| | | 1745 (132322) | 22.12 | 21.06 | 20.50 | |
| | | 1715 (132022) | 21.73 | 20.86 | 20.35 | |
| 15MHz | 1RB-High (74) | 1772.5 (132597) | 23.05 | 22.75 | 21.35 | |
| | | 1745 (132322) | 22.96 | 22.43 | 21.54 | |
| | | 1717.5 (132047) | 22.74 | 22.46 | 21.30 | |
| | 1RB-Middle (37) | 1772.5 (132597) | 23.19 | 22.81 | 21.48 | |
| | | 1745 (132322) | 22.98 | 22.26 | 21.39 | |
| | | 1717.5 (132047) | 22.64 | 22.25 | 21.08 | |
| | 1RB-Low (0) | 1772.5 (132597) | 23.44 | 22.94 | 21.75 | |
| | | 1745 (132322) | 22.85 | 22.63 | 21.26 | |
| | | 1717.5 (132047) | 22.46 | 22.23 | 20.93 | |
| | 36RB-High (38) | 1772.5 (132597) | 22.23 | 21.23 | 20.33 | |
| | | 1745 (132322) | 22.17 | 21.12 | 20.22 | |
| | | 1717.5 (132047) | 21.86 | 20.98 | 20.09 | |
| | 36RB-Middle (19) | 1772.5 (132597) | 22.17 | 21.15 | 20.80 | |
| | | 1745 (132322) | 22.00 | 21.07 | 20.48 | |
| | | 1717.5 (132047) | 21.76 | 20.85 | 20.08 | |
| | 36RB-Low (0) | 1772.5 (132597) | 22.23 | 21.32 | 20.43 | |
| | | 1745 (132322) | 21.97 | 20.93 | 20.45 | |
| | | 1717.5 (132047) | 21.74 | 20.72 | 20.22 | |
| | 75RB (0) | 1772.5 (132597) | 22.20 | 21.25 | 20.88 | |
| | | 1745 (132322) | 22.02 | 21.10 | 20.59 | |
| | | 1717.5 (132047) | 21.81 | 20.92 | 19.98 | |
| | 20MHz | 1RB-High (99) | 1770 (132572) | 23.77 | 22.85 | 21.79 |
| | | | 1745 (132322) | 23.58 | 22.88 | 21.69 |
| | | | 1720 (132072) | 23.27 | 22.93 | 21.51 |
| 1RB-Middle (50) | | 1770 (132572) | 23.69 | 22.87 | 21.93 | |
| | | 1745 (132322) | 23.39 | 22.44 | 21.58 | |
| | | 1720 (132072) | 23.05 | 22.63 | 21.26 | |
| 1RB-Low (0) | | 1770 (132572) | 23.62 | 22.86 | 21.94 | |

| | | | | | |
|---------------|------------------|---------------|-------|-------|-------|
| | | 1745 (132322) | 23.35 | 22.80 | 21.64 |
| | | 1720 (132072) | 22.85 | 22.55 | 21.14 |
| | 50RB-High (50) | 1770 (132572) | 22.72 | 21.76 | 20.89 |
| | | 1745 (132322) | 22.55 | 22.00 | 20.79 |
| | | 1720 (132072) | 22.45 | 21.55 | 20.59 |
| | 50RB-Middle (25) | 1770 (132572) | 22.64 | 21.81 | 20.88 |
| | | 1745 (132322) | 22.43 | 21.56 | 20.66 |
| | | 1720 (132072) | 22.35 | 21.34 | 20.72 |
| | 50RB-Low (0) | 1770 (132572) | 22.82 | 21.97 | 20.86 |
| | | 1745 (132322) | 22.39 | 21.50 | 20.94 |
| | | 1720 (132072) | 22.16 | 21.16 | 20.30 |
| | 100RB (0) | 1770 (132572) | 22.77 | 21.92 | 20.89 |
| | | 1745 (132322) | 22.37 | 21.60 | 20.45 |
| 1720 (132072) | | 22.23 | 21.30 | 20.88 | |

| LTE BAND41-Low Power | | | | | |
|----------------------|-----------------|----------------|-------|-------|-------|
| BANDWIDTH | Number of RBs | Frequency | QPSK | 16QAM | 64QAM |
| 5MHz | 1RB-High (24) | 2652.5 (41215) | 15.22 | 14.17 | 12.65 |
| | | 2623.8 (40928) | 14.90 | 13.80 | 12.41 |
| | | 2595 (40640) | 15.60 | 14.64 | 12.99 |
| | | 2567.5 (40365) | 15.63 | 14.53 | 13.11 |
| | | 2540 (40090) | 15.57 | 14.37 | 12.82 |
| | 1RB-Middle (12) | 2652.5 (41215) | 14.86 | 13.83 | 12.38 |
| | | 2623.8 (40928) | 14.90 | 13.82 | 12.55 |
| | | 2595 (40640) | 14.91 | 14.06 | 12.59 |
| | | 2567.5 (40365) | 14.96 | 14.11 | 12.50 |
| | | 2540 (40090) | 15.43 | 14.47 | 12.95 |
| | 1RB-Low (0) | 2652.5 (41215) | 15.40 | 14.79 | 13.62 |
| | | 2623.8 (40928) | 14.93 | 13.77 | 12.35 |
| | | 2595 (40640) | 15.19 | 14.35 | 12.78 |
| | | 2567.5 (40365) | 15.66 | 14.60 | 12.99 |
| | | 2540 (40090) | 15.60 | 14.73 | 13.39 |
| | 12RB-High (13) | 2652.5 (41215) | 13.96 | 12.90 | 11.97 |
| | | 2623.8 (40928) | 13.93 | 12.94 | 12.08 |
| | | 2595 (40640) | 14.42 | 13.20 | 12.25 |
| | | 2567.5 (40365) | 14.30 | 13.15 | 12.17 |
| | | 2540 (40090) | 14.43 | 13.22 | 12.34 |
| | 12RB-Middle (6) | 2652.5 (41215) | 13.97 | 13.01 | 12.00 |
| | | 2623.8 (40928) | 13.81 | 12.89 | 12.16 |

| | | | | | | |
|------------------|----------------|----------------|----------------|-------|-------|-------|
| | | 2595 (40640) | 14.12 | 12.94 | 12.05 | |
| | | 2567.5 (40365) | 14.02 | 13.05 | 12.01 | |
| | | 2540 (40090) | 14.33 | 13.43 | 12.51 | |
| | 12RB-Low (0) | 2652.5 (41215) | 14.24 | 13.52 | 12.59 | |
| | | 2623.8 (40928) | 13.89 | 12.92 | 12.07 | |
| | | 2595 (40640) | 14.46 | 13.08 | 12.17 | |
| | | 2567.5 (40365) | 14.21 | 13.23 | 12.17 | |
| | | 2540 (40090) | 14.38 | 13.68 | 12.85 | |
| | 25RB (0) | 2652.5 (41215) | 14.22 | 13.11 | 12.19 | |
| | | 2623.8 (40928) | 13.93 | 12.90 | 12.18 | |
| | | 2595 (40640) | 14.27 | 13.09 | 12.27 | |
| | | 2567.5 (40365) | 14.26 | 13.17 | 12.27 | |
| | | 2540 (40090) | 14.53 | 13.43 | 12.63 | |
| | 10MHz | 1RB-High (49) | 2650 (41190) | 15.29 | 14.08 | 12.71 |
| | | | 2622.5 (40915) | 14.85 | 13.69 | 12.39 |
| 2595 (40640) | | | 15.69 | 14.59 | 13.09 | |
| 2567.5 (40365) | | | 15.56 | 14.61 | 12.97 | |
| 2540 (40090) | | | 15.63 | 14.32 | 12.84 | |
| 1RB-Middle (24) | | 2650 (41190) | 14.91 | 13.86 | 12.41 | |
| | | 2622.5 (40915) | 14.88 | 13.92 | 12.61 | |
| | | 2595 (40640) | 14.95 | 14.16 | 12.62 | |
| | | 2567.5 (40365) | 14.96 | 13.97 | 12.57 | |
| | | 2540 (40090) | 15.35 | 14.47 | 12.91 | |
| 1RB-Low (0) | | 2650 (41190) | 15.45 | 14.83 | 13.50 | |
| | | 2622.5 (40915) | 14.85 | 13.73 | 12.45 | |
| | | 2595 (40640) | 15.24 | 14.42 | 12.79 | |
| | | 2567.5 (40365) | 15.55 | 14.54 | 13.04 | |
| | | 2540 (40090) | 15.47 | 14.73 | 13.42 | |
| 25RB-High (25) | | 2650 (41190) | 14.03 | 12.99 | 12.09 | |
| | | 2622.5 (40915) | 13.87 | 12.98 | 12.09 | |
| | | 2595 (40640) | 14.40 | 13.22 | 12.26 | |
| | | 2567.5 (40365) | 14.24 | 13.28 | 12.31 | |
| | | 2540 (40090) | 14.39 | 13.21 | 12.37 | |
| 25RB-Middle (12) | | 2650 (41190) | 13.91 | 13.01 | 12.06 | |
| | | 2622.5 (40915) | 13.79 | 13.00 | 12.10 | |
| | | 2595 (40640) | 14.04 | 13.02 | 12.18 | |
| | | 2567.5 (40365) | 13.98 | 12.97 | 11.98 | |
| | 2540 (40090) | 14.26 | 13.35 | 12.45 | | |
| 25RB-Low (0) | 2650 (41190) | 14.29 | 13.41 | 12.46 | | |
| | 2622.5 (40915) | 13.89 | 12.96 | 12.18 | | |

| | | | | | | |
|------------------|----------------|-----------------|----------------|-------|-------|-------|
| | | 2595 (40640) | 14.57 | 13.11 | 12.10 | |
| | | 2567.5 (40365) | 14.25 | 13.10 | 12.21 | |
| | | 2540 (40090) | 14.34 | 13.70 | 12.70 | |
| | 50RB (0) | 2650 (41190) | 14.25 | 13.12 | 12.29 | |
| | | 2622.5 (40915) | 13.88 | 12.98 | 12.20 | |
| | | 2595 (40640) | 14.28 | 13.13 | 12.22 | |
| | | 2567.5 (40365) | 14.18 | 13.12 | 12.23 | |
| | | 2540 (40090) | 14.63 | 13.47 | 12.55 | |
| | | | | | | |
| | 15MHz | 1RB-High (74) | 2647.5 (41165) | 15.17 | 14.15 | 12.64 |
| | | | 2621.3 (40903) | 14.80 | 13.79 | 12.30 |
| | | | 2595 (40640) | 15.67 | 14.71 | 12.98 |
| | | | 2568.8 (40378) | 15.62 | 14.54 | 13.07 |
| | | | 2542.5 (40115) | 15.59 | 14.39 | 12.71 |
| | | 1RB-Middle (37) | 2647.5 (41165) | 14.78 | 13.96 | 12.50 |
| | | | 2621.3 (40903) | 14.79 | 13.87 | 12.64 |
| | | | 2595 (40640) | 14.93 | 14.01 | 12.50 |
| | | | 2568.8 (40378) | 14.91 | 13.97 | 12.52 |
| | | | 2542.5 (40115) | 15.33 | 14.51 | 12.83 |
| 1RB-Low (0) | | 2647.5 (41165) | 15.39 | 14.80 | 13.54 | |
| | | 2621.3 (40903) | 14.87 | 13.73 | 12.41 | |
| | | 2595 (40640) | 15.29 | 14.42 | 12.79 | |
| | | 2568.8 (40378) | 15.64 | 14.60 | 12.95 | |
| | | 2542.5 (40115) | 15.50 | 14.74 | 13.53 | |
| 36RB-High (38) | | 2647.5 (41165) | 13.91 | 12.99 | 12.03 | |
| | | 2621.3 (40903) | 13.78 | 12.98 | 12.20 | |
| | | 2595 (40640) | 14.41 | 13.27 | 12.28 | |
| | 2568.8 (40378) | 14.31 | 13.25 | 12.20 | | |
| | 2542.5 (40115) | 14.34 | 13.33 | 12.40 | | |
| 36RB-Middle (19) | 2647.5 (41165) | 13.98 | 12.90 | 11.99 | | |
| | 2621.3 (40903) | 13.79 | 12.93 | 12.13 | | |
| | 2595 (40640) | 14.03 | 13.00 | 12.07 | | |
| | 2568.8 (40378) | 14.11 | 12.92 | 11.97 | | |
| | 2542.5 (40115) | 14.26 | 13.39 | 12.38 | | |
| 36RB-Low (0) | 2647.5 (41165) | 14.27 | 13.47 | 12.50 | | |
| | 2621.3 (40903) | 13.89 | 13.02 | 12.20 | | |
| | 2595 (40640) | 14.48 | 13.04 | 12.15 | | |
| | 2568.8 (40378) | 14.25 | 13.18 | 12.21 | | |
| | 2542.5 (40115) | 14.33 | 13.67 | 12.70 | | |
| 75RB (0) | 2647.5 (41165) | 14.25 | 13.22 | 12.21 | | |
| | 2621.3 (40903) | 13.78 | 13.02 | 12.20 | | |

| | | | | | |
|--------------|------------------|----------------|-------|-------|-------|
| | | 2595 (40640) | 14.34 | 13.07 | 12.29 |
| | | 2568.8 (40378) | 14.27 | 13.11 | 12.21 |
| | | 2542.5 (40115) | 14.53 | 13.45 | 12.57 |
| 20MHz | 1RB-High (99) | 2645 (41140) | 15.25 | 14.18 | 12.71 |
| | | 2620 (40890) | 14.89 | 13.75 | 12.39 |
| | | 2595 (40640) | 15.66 | 14.69 | 13.04 |
| | | 2570 (40390) | 15.65 | 14.59 | 13.06 |
| | | 2545 (40140) | 15.61 | 14.39 | 12.80 |
| | 1RB-Middle (50) | 2645 (41140) | 14.87 | 13.93 | 12.46 |
| | | 2620 (40890) | 14.89 | 13.90 | 12.63 |
| | | 2595 (40640) | 15.00 | 14.11 | 12.58 |
| | | 2570 (40390) | 15.01 | 14.06 | 12.53 |
| | | 2545 (40140) | 15.41 | 14.50 | 12.93 |
| | 1RB-Low (0) | 2645 (41140) | 15.41 | 14.78 | 13.60 |
| | | 2620 (40890) | 14.94 | 13.80 | 12.41 |
| | | 2595 (40640) | 15.27 | 14.43 | 12.77 |
| | | 2570 (40390) | 15.62 | 14.56 | 12.99 |
| | | 2545 (40140) | 15.55 | 14.77 | 13.48 |
| | 50RB-High (50) | 2645 (41140) | 14.01 | 12.99 | 12.05 |
| | | 2620 (40890) | 13.88 | 13.01 | 12.16 |
| | | 2595 (40640) | 14.37 | 13.27 | 12.35 |
| | | 2570 (40390) | 14.29 | 13.23 | 12.27 |
| | | 2545 (40140) | 14.41 | 13.30 | 12.38 |
| | 50RB-Middle (25) | 2645 (41140) | 14.00 | 12.98 | 12.04 |
| | | 2620 (40890) | 13.84 | 12.99 | 12.11 |
| | | 2595 (40640) | 14.11 | 13.03 | 12.15 |
| | | 2570 (40390) | 14.08 | 13.01 | 12.06 |
| | | 2545 (40140) | 14.32 | 13.39 | 12.47 |
| | 50RB-Low (0) | 2645 (41140) | 14.34 | 13.48 | 12.54 |
| | | 2620 (40890) | 13.89 | 13.01 | 12.16 |
| | | 2595 (40640) | 14.52 | 13.11 | 12.19 |
| 2570 (40390) | | 14.26 | 13.19 | 12.23 | |
| 2545 (40140) | | 14.43 | 13.72 | 12.80 | |
| 100RB (0) | 2645 (41140) | 14.25 | 13.21 | 12.29 | |
| | 2620 (40890) | 13.88 | 12.99 | 12.15 | |
| | 2595 (40640) | 14.29 | 13.16 | 12.25 | |
| | 2570 (40390) | 14.27 | 13.19 | 12.24 | |
| | 2545 (40140) | 14.62 | 13.49 | 12.58 | |

SAR test is not required since maximum output power when downlink carrier aggregation active is not more than ¼ dB higher than the maximum output power measured when downlink carrier aggregation inactive.

The conducted power measurement results of LTE downlink CA are as below:

| DL LTE CA Class | PCC | | | | | | | | SCC | | | Power | | |
|-----------------|----------|----------------------|----------------|------------------|----------------|------------------|------------------|------------------|----------|----------------------|------------------|------------------------|--------------------------------|---------|
| | PCC Band | PCC Band width (MHz) | PCC UL RB size | PCC UL RB offset | PCC DL RB size | PCC DL RB offset | PCC UL Channel I | PCC DL Channel I | SCC Band | SCC Band width (MHz) | SCC DL Channel I | Rel 8 LTETx Power(dBm) | Rel 10 DL LTE CA Tx Power(dBm) | Tune-up |
| 2A-12A | 2 | 20 | 1 | 99 | 100 | 0 | 18900 | 900 | 12 | 10 | 5095 | 23.93 | 23.72 | 24.5 |
| 2A-12A | 12 | 10 | 1 | 0 | 50 | 0 | 23095 | 5095 | 2 | 20 | 900 | 23.65 | 23.4 | 24.5 |
| 4A-7A | 4 | 20 | 1 | 0 | 100 | 0 | 20300 | 2300 | 7 | 20 | 3100 | 24.23 | 23.41 | 25.5 |
| 4A-7A | 7 | 20 | 1 | 50 | 100 | 0 | 21350 | 3350 | 4 | 20 | 2175 | 23.95 | 11.56 | 24.5 |
| 4A-12A | 4 | 20 | 1 | 0 | 100 | 0 | 20300 | 2300 | 12 | 10 | 5095 | 23.95 | 23.22 | 25.5 |
| 4A-12A | 12 | 10 | 1 | 0 | 50 | 0 | 23095 | 5095 | 4 | 20 | 2175 | 23.65 | 23.62 | 24.5 |
| 5A-7A | 5 | 10 | 1 | 49 | 50 | 0 | 20600 | 2600 | 7 | 20 | 3100 | 24.04 | 23.83 | 25 |
| 5A-7A | 7 | 20 | 1 | 50 | 100 | 0 | 21350 | 3350 | 5 | 10 | 2525 | 23.95 | 23.37 | 24.5 |
| 7A-7A | 7 | 20 | 1 | 50 | 100 | 0 | 21350 | 3350 | 7 | 20 | 3100 | 23.95 | 23.66 | 24.5 |
| 7C | 7 | 20 | 1 | 50 | 100 | 0 | 21001 | 3001 | 7 | 20 | 3199 | 23.95 | 23.6 | 24.5 |
| 12A-66A | 12 | 10 | 1 | 0 | 50 | 0 | 23095 | 5095 | 66 | 20 | 66786 | 23.65 | 23.62 | 24.5 |
| 12A-66A | 66 | 20 | 1 | 99 | 100 | 0 | 132572 | 66736 | 12 | 10 | 5095 | 23.77 | 23.49 | 24 |
| 66A-66A | 66 | 20 | 1 | 99 | 100 | 0 | 132572 | 66736 | 66 | 20 | 66786 | 23.77 | 23.25 | 24 |
| 66B | 66 | 20 | 1 | 99 | 100 | 0 | 132622 | 67086 | 66 | 20 | 67185 | 23.77 | 22.8 | 24 |
| 66C | 66 | 20 | 1 | 99 | 100 | 0 | 132572 | 67036 | 66 | 20 | 67234 | 23.77 | 22.88 | 24 |

Note: Testing is not required in bands or modes not intended/allowed for operation.

11.4 Wi-Fi and BT Measurement result

The maximum output power of BT antenna is 9.76dBm.

The maximum tune up of BT antenna is 11.2dBm.

The average conducted power for Wi-Fi 2.4G is as following-Normal power

| 802.11b | | | | | | | | |
|-------------------|-----------------|-----------|-----------|-----------|-----------|-----------|-----------|-----------|
| Channel\data rate | 1Mbps | 2Mbps | 5.5Mbps | 11Mbps | | | | |
| 11(2462MHz) | 17.95 | / | / | / | | | | |
| 6(2437(MHz) | 18.53 | 18.52 | 18.56 | 18.43 | | | | |
| 1(2412MHz) | 18.47 | / | / | / | | | | |
| Tune up | 19 | 19 | 19 | 19 | | | | |
| 802.11g | | | | | | | | |
| Channel\data rate | 6Mbps | 9Mbps | 12Mbps | 18Mbps | 24Mbps | 36Mbps | 48Mbps | 54Mbps |
| 11(2462MHz) | 15.34 | / | / | / | / | / | / | / |
| 6(2437(MHz) | 16.92 | 16.94 | 16.86 | 15.97 | 15.86 | 15.76 | 14.75 | 14.65 |
| 1(2412MHz) | 16.81 | / | / | / | / | / | / | / |
| Tune up | 17/18/18 | 18 | 18 | 17 | 17 | 17 | 16 | 16 |
| 802.11n-20MHz | | | | | | | | |
| Channel\data rate | MCS0 | MCS1 | MCS2 | MCS3 | MCS4 | MCS5 | MCS6 | MCS7 |
| 11(2462MHz) | 15.64 | / | / | / | / | / | / | / |
| 6(2437(MHz) | 17.16 | / | / | / | / | / | / | / |
| 1(2412MHz) | 17.64 | 17.54 | 17.47 | 15.98 | 15.88 | 15.78 | 14.74 | 14.68 |
| Tune up | 17/18/18 | 18 | 18 | 18 | 17 | 17 | 16 | 16 |

The average conducted power for Wi-Fi 2.4G is as following-Low power by sensor

| 802.11b | | | | | | | | |
|-------------------|-------------|-------------|-------------|-------------|-------------|-------------|-------------|-------------|
| Channel\data rate | 1Mbps | 2Mbps | 5.5Mbps | 11Mbps | | | | |
| 11(2462MHz) | 10.11 | / | / | / | | | | |
| 6(2437(MHz) | 10.41 | / | / | / | | | | |
| 1(2412MHz) | 11.47 | 11.44 | 11.33 | 11.27 | | | | |
| Tune up | 12 | 12 | 12 | 12 | | | | |
| 802.11g | | | | | | | | |
| Channel\data rate | 6Mbps | 9Mbps | 12Mbps | 18Mbps | 24Mbps | 36Mbps | 48Mbps | 54Mbps |
| 11(2462MHz) | 10.05 | / | / | / | / | / | / | / |
| 6(2437(MHz) | 10.33 | / | / | / | / | / | / | / |
| 1(2412MHz) | 10.86 | 10.84 | 10.83 | 10.85 | 10.65 | 10.59 | 10.64 | 10.14 |
| Tune up | 11.5 | 11.5 | 11.5 | 11.5 | 11.5 | 11.5 | 11.5 | 11.5 |
| 802.11n-20MHz | | | | | | | | |
| Channel\data rate | MCS0 | MCS1 | MCS2 | MCS3 | MCS4 | MCS5 | MCS6 | MCS7 |
| 11(2462MHz) | 10.24 | / | / | / | / | / | / | / |
| 6(2437(MHz) | 10.40 | / | / | / | / | / | / | / |
| 1(2412MHz) | 11.21 | 11.08 | 11.05 | 10.97 | 10.86 | 10.81 | 10.80 | 10.49 |
| Tune up | 12 | 12 | 12 | 11.5 | 11.5 | 11.5 | 11.5 | 11.5 |

The tune up power for Wi-Fi 5G is as following:

| Mode | Rate | Ch # | Freq. | Output Power | | Reduced Power(dBm) | |
|----------------|--------|---------|-----------|-----------------|---------|--------------------|---------|
| | | | (MHz) | Tolerance (dBm) | | Body | |
| | | | | Target | Maximum | Target | Maximum |
| 802.11a 20M | 6Mbps | 36-64 | 5180-5320 | 17 | 18 | 5 | 6.5 |
| | | 100-136 | 5500-5680 | 17 | 18 | 5 | 6.5 |
| | | 140 | 5700 | 12 | 13 | 5 | 6.5 |
| | | 149-165 | 5745-5825 | 15 | 17 | 5 | 6.5 |
| | 9Mbps | 36-64 | 5180-5320 | 17 | 18 | 5 | 6.5 |
| | | 100-136 | 5500-5680 | 17 | 18 | 5 | 6.5 |
| | | 140 | 5700 | 12 | 13 | 5 | 6.5 |
| | | 149-165 | 5745-5825 | 15 | 17 | 5 | 6.5 |
| | 12Mbps | 36-64 | 5180-5320 | 16 | 17 | 5 | 6.5 |
| | | 100-136 | 5500-5680 | 16 | 17 | 5 | 6.5 |
| | | 140 | 5700 | 12 | 13 | 5 | 6.5 |
| | | 149-165 | 5745-5825 | 15 | 17 | 5 | 6.5 |
| | 18Mbps | 36-64 | 5180-5320 | 16 | 17 | 5 | 6.5 |
| | | 100-136 | 5500-5680 | 16 | 17 | 5 | 6.5 |
| | | 140 | 5700 | 12 | 13 | 5 | 6.5 |
| | | 149-165 | 5745-5825 | 15 | 17 | 5 | 6.5 |
| | 24Mbps | 36-64 | 5180-5320 | 15 | 15.5 | 5 | 6.5 |
| | | 100-136 | 5500-5680 | 15 | 16 | 5 | 6.5 |
| | | 140 | 5700 | 12 | 13 | 5 | 6.5 |
| | | 149-165 | 5745-5825 | 15 | 16 | 5 | 6.5 |
| | 36Mbps | 36-64 | 5180-5320 | 15 | 15.5 | 5 | 6.5 |
| | | 100-136 | 5500-5680 | 15 | 16 | 5 | 6.5 |
| | | 140 | 5700 | 12 | 13 | 5 | 6.5 |
| | | 149-165 | 5745-5825 | 15 | 16 | 5 | 6.5 |
| | 48Mbps | 36-64 | 5180-5320 | 14 | 14.5 | 5 | 6.5 |
| | | 100-136 | 5500-5680 | 14 | 15 | 5 | 6.5 |
| | | 140 | 5700 | 12 | 13 | 5 | 6.5 |
| | | 149-165 | 5745-5825 | 14 | 15 | 5 | 6.5 |
| | 54Mbps | 36-64 | 5180-5320 | 14 | 14.5 | 5 | 6.5 |
| | | 100-136 | 5500-5680 | 14 | 15 | 5 | 6.5 |
| | | 140 | 5700 | 12 | 13 | 5 | 6.5 |
| | | 149-165 | 5745-5825 | 14 | 15 | 5 | 6.5 |
| 802.11n 20M | MCS0 | 36-64 | 5180-5320 | 16 | 17 | 5 | 6.5 |
| | | 100-136 | 5500-5680 | 16 | 17 | 5 | 6.5 |
| | | 140 | 5700 | 8 | 11 | 5 | 6.5 |
| | | 149-165 | 5745-5825 | 15 | 17 | 5 | 6.5 |
| | MCS1 | 36-64 | 5180-5320 | 16 | 17 | 5 | 6.5 |

| | | | | | | | | |
|------|----------------|-----------|-----------|-----------|----|-----|-----|-----|
| | | 100-136 | 5500-5680 | 16 | 17 | 5 | 6.5 | |
| | | 140 | 5700 | 8 | 9 | 5 | 6.5 | |
| | | 149-165 | 5745-5825 | 16 | 17 | 5 | 6.5 | |
| | MCS2 | 36-64 | 5180-5320 | 16 | 17 | 5 | 6.5 | |
| | | 100-136 | 5500-5680 | 16 | 17 | 5 | 6.5 | |
| | | 140 | 5700 | 8 | 9 | 5 | 6.5 | |
| | | 149-165 | 5745-5825 | 15 | 16 | 5 | 6.5 | |
| | MCS3 | 36-64 | 5180-5320 | 16 | 17 | 5 | 6.5 | |
| | | 100-136 | 5500-5680 | 16 | 17 | 5 | 6.5 | |
| | | 140 | 5700 | 8 | 9 | 5 | 6.5 | |
| | | 149-165 | 5745-5825 | 15 | 16 | 5 | 6.5 | |
| | MCS4 | 36-64 | 5180-5320 | 15 | 16 | 5 | 6.5 | |
| | | 100-136 | 5500-5680 | 15 | 16 | 5 | 6.5 | |
| | | 140 | 5700 | 8 | 9 | 5 | 6.5 | |
| | | 149-165 | 5745-5825 | 15 | 16 | 5 | 6.5 | |
| | MCS5 | 36-64 | 5180-5320 | 15 | 16 | 5 | 6.5 | |
| | | 100-136 | 5500-5680 | 15 | 16 | 5 | 6.5 | |
| | | 140 | 5700 | 8 | 9 | 5 | 6.5 | |
| | | 149-165 | 5745-5825 | 15 | 16 | 5 | 6.5 | |
| | MCS6 | 36-64 | 5180-5320 | 14 | 15 | 5 | 6.5 | |
| | | 100-136 | 5500-5680 | 14 | 15 | 5 | 6.5 | |
| | | 140 | 5700 | 8 | 9 | 5 | 6.5 | |
| | | 149-165 | 5745-5825 | 14 | 15 | 5 | 6.5 | |
| | MCS7 | 36-64 | 5180-5320 | 14 | 15 | 5 | 6.5 | |
| | | 100-136 | 5500-5680 | 14 | 15 | 5 | 6.5 | |
| | | 140 | 5700 | 8 | 9 | 5 | 6.5 | |
| | | 149-165 | 5745-5825 | 14 | 15 | 5 | 6.5 | |
| | 802.11n 40M | MCS0 | 36-64 | 5180-5320 | 15 | 16 | 5 | 6.5 |
| | | | 100-140 | 5500-5700 | 16 | 17 | 5 | 6.5 |
| | | | 149-165 | 5745-5825 | 15 | 17 | 5 | 6.5 |
| | | MCS1 | 36-64 | 5180-5320 | 16 | 17 | 5 | 6.5 |
| | | | 100-140 | 5500-5700 | 16 | 17 | 5 | 6.5 |
| | | | 149-165 | 5745-5825 | 15 | 16 | 5 | 6.5 |
| | | MCS2 | 36-64 | 5180-5320 | 16 | 17 | 5 | 6.5 |
| | | | 100-140 | 5500-5700 | 16 | 17 | 5 | 6.5 |
| | | | 149-165 | 5745-5825 | 15 | 16 | 5 | 6.5 |
| MCS3 | | 36-64 | 5180-5320 | 15 | 16 | 5 | 6.5 | |
| | | 100-140 | 5500-5700 | 15 | 16 | 5 | 6.5 | |
| | | 149-165 | 5745-5825 | 15 | 16 | 5 | 6.5 | |
| MCS4 | 36-64 | 5180-5320 | 15 | 16 | 5 | 6.5 | | |
| | 100-140 | 5500-5700 | 15 | 16 | 5 | 6.5 | | |

| | | | | | | | | |
|------|-----------------|-----------|-----------|-----------|----|-----|-----|-----|
| | MCS5 | 149-165 | 5745-5825 | 15 | 16 | 5 | 6.5 | |
| | | 36-64 | 5180-5320 | 14 | 15 | 5 | 6.5 | |
| | | 100-140 | 5500-5700 | 14 | 15 | 5 | 6.5 | |
| | MCS6 | 149-165 | 5745-5825 | 14 | 15 | 5 | 6.5 | |
| | | 36-64 | 5180-5320 | 14 | 15 | 5 | 6.5 | |
| | | 100-140 | 5500-5700 | 14 | 15 | 5 | 6.5 | |
| | MCS7 | 149-165 | 5745-5825 | 14 | 15 | 5 | 6.5 | |
| | | 36-64 | 5180-5320 | 14 | 15 | 5 | 6.5 | |
| | | 100-140 | 5500-5700 | 14 | 15 | 5 | 6.5 | |
| | 802.11ac 20M | MCS0 | 149-165 | 5745-5825 | 15 | 18 | 5 | 6.5 |
| | | | 36-64 | 5180-5320 | 16 | 18 | 5 | 6.5 |
| | | | 100-136 | 5500-5680 | 16 | 18 | 5 | 6.5 |
| 140 | | | 5700 | 8 | 12 | 5 | 6.5 | |
| MCS1 | | 149-165 | 5745-5825 | 15 | 18 | 5 | 6.5 | |
| | | 36-64 | 5180-5320 | 15 | 17 | 5 | 6.5 | |
| | | 100-136 | 5500-5680 | 15 | 16 | 5 | 6.5 | |
| | | 140 | 5700 | 8 | 9 | 5 | 6.5 | |
| MCS2 | | 149-165 | 5745-5825 | 14 | 18 | 5 | 6.5 | |
| | | 36-64 | 5180-5320 | 14 | 17 | 5 | 6.5 | |
| | | 100-136 | 5500-5680 | 14 | 15 | 5 | 6.5 | |
| | | 140 | 5700 | 8 | 9 | 5 | 6.5 | |
| MCS3 | | 149-165 | 5745-5825 | 14 | 15 | 5 | 6.5 | |
| | | 36-64 | 5180-5320 | 14 | 15 | 5 | 6.5 | |
| | | 100-136 | 5500-5680 | 14 | 15 | 5 | 6.5 | |
| | | 140 | 5700 | 8 | 9 | 5 | 6.5 | |
| MCS4 | | 149-165 | 5745-5825 | 13 | 15 | 5 | 6.5 | |
| | | 36-64 | 5180-5320 | 13 | 14 | 5 | 6.5 | |
| | | 100-136 | 5500-5680 | 13 | 14 | 5 | 6.5 | |
| | | 140 | 5700 | 8 | 9 | 5 | 6.5 | |
| MCS5 | | 149-165 | 5745-5825 | 13 | 14 | 5 | 6.5 | |
| | | 36-64 | 5180-5320 | 13 | 14 | 5 | 6.5 | |
| | | 100-136 | 5500-5680 | 13 | 14 | 5 | 6.5 | |
| | | 140 | 5700 | 8 | 9 | 5 | 6.5 | |
| MCS6 | 149-165 | 5745-5825 | 13 | 14 | 5 | 6.5 | | |
| | 36-64 | 5180-5320 | 13 | 14 | 5 | 6.5 | | |
| | 100-136 | 5500-5680 | 13 | 14 | 5 | 6.5 | | |
| | 140 | 5700 | 8 | 9 | 5 | 6.5 | | |
| MCS7 | 149-165 | 5745-5825 | 12 | 13 | 5 | 6.5 | | |
| | 36-64 | 5180-5320 | 12 | 13 | 5 | 6.5 | | |
| | 100-136 | 5500-5680 | 8 | 9 | 5 | 6.5 | | |

| | | | | | | | | |
|-----------------|-----------------|---------|-----------|-----------|----|----|-----|-----|
| | | 149-165 | 5745-5825 | 12 | 13 | 5 | 6.5 | |
| | MCS8 | 36-64 | 5180-5320 | 12 | 13 | 5 | 6.5 | |
| | | 100-136 | 5500-5680 | 12 | 13 | 5 | 6.5 | |
| | | 140 | 5700 | 8 | 9 | 5 | 6.5 | |
| | | 149-165 | 5745-5825 | 12 | 13 | 5 | 6.5 | |
| 802.11ac 40M | MCS0 | 36-64 | 5180-5320 | 14 | 17 | 5 | 6.5 | |
| | | 100-140 | 5500-5700 | 16 | 17 | 5 | 6.5 | |
| | | 149-165 | 5745-5825 | 15 | 18 | 5 | 6.5 | |
| | MCS1 | 36-64 | 5180-5320 | 15 | 17 | 5 | 6.5 | |
| | | 100-140 | 5500-5700 | 15 | 17 | 5 | 6.5 | |
| | | 149-165 | 5745-5825 | 15 | 18 | 5 | 6.5 | |
| | MCS2 | 36-64 | 5180-5320 | 14 | 17 | 5 | 6.5 | |
| | | 100-140 | 5500-5700 | 14 | 17 | 5 | 6.5 | |
| | | 149-165 | 5745-5825 | 14 | 18 | 5 | 6.5 | |
| | MCS3 | 36-64 | 5180-5320 | 14 | 15 | 5 | 6.5 | |
| | | 100-140 | 5500-5700 | 14 | 15 | 5 | 6.5 | |
| | | 149-165 | 5745-5825 | 14 | 15 | 5 | 6.5 | |
| | MCS4 | 36-64 | 5180-5320 | 13 | 14 | 5 | 6.5 | |
| | | 100-140 | 5500-5700 | 13 | 14 | 5 | 6.5 | |
| | | 149-165 | 5745-5825 | 13 | 15 | 5 | 6.5 | |
| | MCS5 | 36-64 | 5180-5320 | 13 | 14 | 5 | 6.5 | |
| | | 100-140 | 5500-5700 | 13 | 14 | 5 | 6.5 | |
| | | 149-165 | 5745-5825 | 13 | 14 | 5 | 6.5 | |
| | MCS6 | 36-64 | 5180-5320 | 13 | 14 | 5 | 6.5 | |
| | | 100-140 | 5500-5700 | 13 | 14 | 5 | 6.5 | |
| | | 149-165 | 5745-5825 | 13 | 14 | 5 | 6.5 | |
| | MCS7 | 36-64 | 5180-5320 | 12 | 13 | 5 | 6.5 | |
| | | 100-140 | 5500-5700 | 12 | 13 | 5 | 6.5 | |
| | | 149-165 | 5745-5825 | 12 | 13 | 5 | 6.5 | |
| | MCS8 | 36-64 | 5180-5320 | 12 | 13 | 5 | 6.5 | |
| | | 100-140 | 5500-5700 | 12 | 13 | 5 | 6.5 | |
| | | 149-165 | 5745-5825 | 12 | 13 | 5 | 6.5 | |
| | MCS9 | 36-64 | 5180-5320 | 11 | 12 | 5 | 6.5 | |
| | | 100-140 | 5500-5700 | 11 | 12 | 5 | 6.5 | |
| | | 149-165 | 5745-5825 | 11 | 13 | 5 | 6.5 | |
| | 802.11ac 80M | MCS0 | 36-64 | 5180-5320 | 15 | 17 | 5 | 6.5 |
| | | | 100-140 | 5500-5700 | 16 | 17 | 5 | 6.5 |
| | | | 149-165 | 5745-5825 | 15 | 18 | 5 | 6.5 |
| | | MCS1 | 36-64 | 5180-5320 | 15 | 17 | 5 | 6.5 |
| | | | 100-140 | 5500-5700 | 15 | 17 | 5 | 6.5 |
| | | | 149-165 | 5745-5825 | 15 | 18 | 5 | 6.5 |

| | | | | | | | |
|--|------|---------|-----------|----|----|---|-----|
| | MCS2 | 36-64 | 5180-5320 | 14 | 17 | 5 | 6.5 |
| | | 100-140 | 5500-5700 | 14 | 17 | 5 | 6.5 |
| | | 149-165 | 5745-5825 | 14 | 16 | 5 | 6.5 |
| | MCS3 | 36-64 | 5180-5320 | 14 | 15 | 5 | 6.5 |
| | | 100-140 | 5500-5700 | 14 | 15 | 5 | 6.5 |
| | | 149-165 | 5745-5825 | 14 | 15 | 5 | 6.5 |
| | MCS4 | 36-64 | 5180-5320 | 13 | 14 | 5 | 6.5 |
| | | 100-140 | 5500-5700 | 13 | 14 | 5 | 6.5 |
| | | 149-165 | 5745-5825 | 13 | 14 | 5 | 6.5 |
| | MCS5 | 36-64 | 5180-5320 | 13 | 14 | 5 | 6.5 |
| | | 100-140 | 5500-5700 | 13 | 14 | 5 | 6.5 |
| | | 149-165 | 5745-5825 | 13 | 14 | 5 | 5.5 |
| | MCS6 | 36-64 | 5180-5320 | 13 | 14 | 5 | 6.5 |
| | | 100-140 | 5500-5700 | 13 | 14 | 5 | 6.5 |
| | | 149-165 | 5745-5825 | 13 | 14 | 5 | 5.5 |
| | MCS7 | 36-64 | 5180-5320 | 12 | 13 | 5 | 6.5 |
| | | 100-140 | 5500-5700 | 12 | 13 | 5 | 6.5 |
| | | 149-165 | 5745-5825 | 12 | 13 | 5 | 5.5 |
| | MCS8 | 36-64 | 5180-5320 | 12 | 13 | 5 | 6.5 |
| | | 100-140 | 5500-5700 | 12 | 13 | 5 | 6.5 |
| | | 149-165 | 5745-5825 | 12 | 13 | 5 | 5.5 |
| | MCS9 | 36-64 | 5180-5320 | 11 | 12 | 5 | 6.5 |
| | | 100-140 | 5500-5700 | 11 | 12 | 5 | 6.5 |
| | | 149-165 | 5745-5825 | 11 | 12 | 5 | 5.5 |

The average conducted power for Wi-Fi 5G is as following-Normal power

| 802.11a (dBm) | | | | | | | | |
|-------------------|-----------|-----------|-----------|-----------|-------------|-------------|-------------|-------------|
| Channel\data rate | 6Mbps | 9Mbps | 12Mbps | 18Mbps | 24Mbps | 36Mbps | 48Mbps | 54Mbps |
| 36(5180 MHz) | 16.77 | / | / | / | / | / | / | / |
| 40(5200 MHz) | 16.65 | / | / | / | / | / | / | / |
| 44(5220 MHz) | 16.84 | 16.14 | 15.44 | 15.10 | 13.93 | 13.69 | 12.69 | 12.63 |
| 48(5240 MHz) | 16.22 | / | / | / | / | / | / | / |
| 52(5260 MHz) | 16.52 | / | / | / | / | / | / | / |
| 56(5280 MHz) | 16.95 | / | / | / | / | / | / | / |
| 60(5300 MHz) | 17.05 | / | / | / | / | / | / | / |
| 64(5320 MHz) | 17.18 | 17.14 | 16.20 | 15.80 | 14.81 | 14.54 | 13.50 | 13.23 |
| 100(5500 MHz) | 17.36 | / | / | / | / | / | / | / |
| 104(5520 MHz) | 17.22 | / | / | / | / | / | / | / |
| 108(5540 MHz) | 16.95 | / | / | / | / | / | / | / |
| 112(5560 MHz) | 16.44 | / | / | / | / | / | / | / |
| 116(5580 MHz) | 16.79 | / | / | / | / | / | / | / |
| 120(5600 MHz) | 16.72 | / | / | / | / | / | / | / |
| 124(5620 MHz) | 16.95 | / | / | / | / | / | / | / |
| 128(5640 MHz) | 17.13 | / | / | / | / | / | / | / |
| 132(5660 MHz) | 17.48 | 17.42 | 16.45 | 16.30 | 15.25 | 15.02 | 13.82 | 13.65 |
| 136(5680 MHz) | 17.33 | / | / | / | / | / | / | / |
| 140(5700 MHz) | 12.89 | / | / | / | / | / | / | / |
| Tune up | 18 | 18 | 17 | 17 | 15.5 | 15.5 | 14.5 | 14.5 |

Remark: The tune up power for CH140 is 13dBm

| 802.11ac(dBm)-80MHz | | | | | | | | | | |
|---------------------|-----------|-----------|-----------|-----------|-----------|-----------|-----------|-----------|-----------|-----------|
| Channel\data rate | MCS0 | MCS1 | MCS2 | MCS3 | MCS4 | MCS5 | MCS6 | MCS7 | MCS8 | MCS9 |
| 155(5775 MHz) | 16.21 | 16.05 | 14.45 | 14.22 | 12.47 | 12.26 | 12.22 | 11.26 | 11.04 | 10.21 |
| Tune up | 18 | 18 | 16 | 15 | 14 | 14 | 14 | 13 | 13 | 12 |

The average conducted power for Wi-Fi 5G is as following-Low power by sensor

| 802.11ac(dBm)-80MHz | | | | | | | | | | |
|---------------------|------|------|------|------|------|------|------|------|------|------|
| Channel\data rate | MCS0 | MCS1 | MCS2 | MCS3 | MCS4 | MCS5 | MCS6 | MCS7 | MCS8 | MCS9 |
| 42(5210 MHz) | 5.78 | 5.45 | 5.42 | 5.39 | 5.35 | 5.33 | 5.27 | 5.16 | 5.10 | 5.04 |
| 58(5290 MHz) | 5.34 | 5.37 | 5.30 | 5.27 | 5.18 | 5.19 | 5.17 | 5.14 | 5.09 | 5.02 |
| 106(5530 MHz) | 5.64 | 5.46 | 5.63 | 5.55 | 5.51 | 5.44 | 5.47 | 5.41 | 5.37 | 5.33 |
| 122(5610 MHz) | 5.48 | / | / | / | / | / | / | / | / | / |
| 138(5690 MHz) | 6.03 | / | / | / | / | / | / | / | / | / |
| Tune up | 6.5 | 6.5 | 6.5 | 6.5 | 6.5 | 6.5 | 6.5 | 6.5 | 6.5 | 6.5 |
| 155(5775 MHz) | 6.05 | 5.56 | 5.27 | 5.10 | 4.74 | 4.20 | 3.97 | 3.85 | 3.77 | 3.66 |
| Tune up | 6.5 | 6.5 | 6.5 | 6.5 | 6.5 | 5.5 | 5.5 | 5.5 | 5.5 | 5.5 |

12 Simultaneous TX SAR Considerations

12.1 Introduction

The following procedures adopted from “FCC SAR Considerations for Cell Phones with Multiple Transmitters” are applicable to handsets with built-in unlicensed transmitters such as 802.11 a/b/g and Bluetooth devices which may simultaneously transmit with the licensed transmitter.

For this device, the BT and Wi-Fi can transmit simultaneous with other transmitters.

12.2 Transmit Antenna Separation Distances

Please refer to the picture of antenna locations in the document: “The Photos of SAR test - I22Z70189”

12.3 SAR Measurement Positions

According to the KDB941225 D06 Hot Spot SAR, the edges with less than 2.5 cm distance to the antennas need to be tested for SAR.

| SAR measurement positions | | | | | | |
|---------------------------|-------|------|-----------|------------|----------|-------------|
| Mode | Front | Rear | Left edge | Right edge | Top edge | Bottom edge |
| WWAN-Main LMB | Yes | Yes | No | Yes | Yes | No |
| WWAN-Main HB | Yes | Yes | No | No | Yes | No |
| WIFI ANT | Yes | Yes | No | No | Yes | No |

13 Evaluation of Simultaneous

Table 13.1: The sum of SAR values for Main antenna + WiFi-2.4G

| | Position | Main antenna | WiFi-2.4G | Sum |
|-----------------------------------|-----------------------|--------------|-----------|-------------|
| Highest SAR value for Body | Rear 0mm (LTE B41) | 0.77 | 0.51 | 1.28 |

Table 13.2: The sum of SAR values for Main antenna + WiFi-5G + BT

| | Position | Main antenna | WiFi-5G | BT | Sum |
|-----------------------------------|-----------------------|--------------|---------|------|-------------|
| Highest SAR value for Body | Rear 0mm (LTE B41) | 0.77 | 0.57 | 0.12 | 1.46 |

Conclusion:

According to the above tables, the sum of reported SAR values is 1.6W/kg. So the simultaneous transmission SAR with volume scans is not required.

14 SAR Test Result

It is determined by user manual for the distance between the EUT and the phantom bottom.

The distance is 10 mm and just applied to the condition of body worn accessory.

It is performed for all SAR measurements with area scan based 1-g SAR estimation (Fast SAR). A zoom scan measurement is added when the estimated 1-g SAR is the highest measured SAR in each exposure configuration, wireless mode and frequency band combination or more than 1.2W/kg.

The calculated SAR is obtained by the following formula:

$$\text{Reported SAR} = \text{Measured SAR} \times 10^{(P_{\text{Target}} - P_{\text{Measured}})/10}$$

Where P_{Target} is the power of manufacturing upper limit;

P_{Measured} is the measured power in chapter 11.

Table 14.1: Duty Cycle

| Mode | Duty Cycle |
|---------------------|-------------------------------|
| GPRS/EGPRS 850/1900 | 1:2.67 or 1:4 or 1:2 or 1:8.3 |
| WCDMA<E FDD | 1:1 |
| LTE TDD | 1:1.58 |

14.1 SAR results for 2G/3G/4G

Table 14.1-1: SAR Values (GSM 850 MHz Band-Body)

| Frequency | | Mode | Test Position | Figure No./Note | Conducted Power (dBm) | Max. tune-up Power (dBm) | Measured SAR(10g) (W/kg) | Reported SAR(10g) (W/kg) | Measured SAR(1g) (W/kg) | Reported SAR(1g) (W/kg) | Power Drift (dB) |
|------------------------------|-------|-----------------------------|---------------|-----------------|-----------------------|--------------------------|--------------------------|--------------------------|-------------------------|-------------------------|------------------|
| Ch. | MHz | | | | | | | | | | |
| Ambient Temperature: 22.5 °C | | Liquid Temperature: 22.3 °C | | | | | | | | | |
| 251 | 848.8 | GPRS(2) | Front | 15mm | 30.02 | 31.5 | 0.306 | 0.43 | 0.385 | 0.54 | -0.18 |
| 190 | 836.6 | GPRS(2) | Front | 15mm | 30.11 | 31.5 | 0.271 | 0.37 | 0.374 | 0.52 | -0.14 |
| 128 | 824.2 | GPRS(2) | Front | 15mm | 30.16 | 31.5 | 0.309 | 0.42 | 0.41 | 0.56 | -0.07 |
| 190 | 836.6 | GPRS(2) | Rear | 19mm | 30.11 | 31.5 | 0.148 | 0.20 | 0.187 | 0.26 | 0.19 |
| 190 | 836.6 | GPRS(2) | Right | 13mm | 30.11 | 31.5 | 0.162 | 0.22 | 0.219 | 0.30 | 0.16 |
| 190 | 836.6 | GPRS(2) | Top | 19mm | 30.11 | 31.5 | 0.08 | 0.11 | 0.112 | 0.15 | -0.12 |
| 190 | 836.6 | GPRS(1) | Front | / | 26.04 | 27 | 0.183 | 0.23 | 0.368 | 0.46 | 0.18 |
| 251 | 848.8 | GPRS(1) | Rear | Fig.1 | 26.03 | 27 | 0.249 | 0.31 | 0.598 | 0.75 | 0.16 |
| 190 | 836.6 | GPRS(1) | Rear | / | 26.04 | 27 | 0.251 | 0.31 | 0.555 | 0.69 | 0.02 |
| 128 | 824.2 | GPRS(1) | Rear | / | 26.02 | 27 | 0.204 | 0.26 | 0.477 | 0.60 | -0.10 |
| 190 | 836.6 | GPRS(1) | Right | / | 26.04 | 27 | 0.107 | 0.13 | 0.222 | 0.28 | -0.11 |
| 190 | 836.6 | GPRS(1) | Top | / | 26.04 | 27 | 0.096 | 0.12 | 0.234 | 0.29 | 0.14 |
| 251 | 848.8 | EGPRS(1) | Rear | / | 26.01 | 27 | 0.241 | 0.30 | 0.59 | 0.74 | -0.09 |

Note1: The distance between the EUT and the phantom bottom is 13mm/15mm/19mm by sensor, the distance for other results is 0mm.

Table 14.1-2: SAR Values (GSM 1900 MHz Band - Body)

| Frequency | | Mode | Test Position | Figure No./Note | Conducted Power (dBm) | Max. tune-up Power (dBm) | Measured SAR(10g) (W/kg) | Reported SAR(10g) (W/kg) | Measured SAR(1g) (W/kg) | Reported SAR(1g) (W/kg) | Power Drift (dB) |
|-----------|--------|----------|---------------|-----------------|-----------------------|--------------------------|--------------------------|--------------------------|-------------------------|-------------------------|------------------|
| Ch. | MHz | | | | | | | | | | |
| 810 | 1909.8 | GPRS(3) | Front | 15mm | 24.07 | 25.5 | 0.136 | 0.19 | 0.253 | 0.35 | 0.01 |
| 661 | 1880 | GPRS(3) | Front | 15mm | 24.27 | 25.5 | 0.183 | 0.24 | 0.348 | 0.46 | -0.07 |
| 512 | 1850.2 | GPRS(3) | Front | 15mm | 24.57 | 25.5 | 0.165 | 0.20 | 0.307 | 0.38 | -0.14 |
| 661 | 1880 | GPRS(3) | Rear | 19mm | 24.27 | 25.5 | 0.021 | 0.03 | 0.036 | 0.05 | 0.00 |
| 661 | 1880 | GPRS(3) | Right | 13mm | 24.27 | 25.5 | 0.122 | 0.16 | 0.203 | 0.27 | -0.08 |
| 661 | 1880 | GPRS(3) | Top | 19mm | 24.27 | 25.5 | 0.132 | 0.18 | 0.237 | 0.31 | -0.07 |
| 661 | 1880 | GPRS(4) | Front | / | 14.77 | 15.5 | 0.196 | 0.23 | 0.383 | 0.45 | 0.12 |
| 810 | 1909.8 | GPRS(4) | Rear | / | 14.83 | 15.5 | 0.246 | 0.29 | 0.583 | 0.68 | -0.13 |
| 661 | 1880 | GPRS(4) | Rear | / | 14.77 | 15.5 | 0.244 | 0.29 | 0.572 | 0.68 | -0.12 |
| 512 | 1850.2 | GPRS(4) | Rear | Fig.2 | 14.9 | 15.5 | 0.263 | 0.30 | 0.597 | 0.69 | 0.05 |
| 661 | 1880 | GPRS(4) | Right | / | 14.77 | 15.5 | 0.242 | 0.29 | 0.571 | 0.68 | -0.10 |
| 661 | 1880 | GPRS(4) | Top | / | 14.77 | 15.5 | 0.077 | 0.09 | 0.186 | 0.22 | 0.01 |
| 512 | 1850.2 | EGPRS(4) | Rear | / | 14.91 | 15.5 | 0.251 | 0.29 | 0.585 | 0.67 | -0.06 |

Note1: The distance between the EUT and the phantom bottom is 13mm/15mm/19mm by sensor, the distance for other results is 0mm.

Table 14.1-3: SAR Values (WCDMA 1900 MHz Band - Body)

| Frequency | | Mode | Test Position | Figure No./Note | Conducted Power (dBm) | Max. tune-up Power (dBm) | Measured SAR(10g) (W/kg) | Reported SAR(10g) (W/kg) | Measured SAR(1g) (W/kg) | Reported SAR(1g) (W/kg) | Power Drift (dB) |
|-----------|--------|------|---------------|-----------------|-----------------------|--------------------------|--------------------------|--------------------------|-------------------------|-------------------------|------------------|
| Ch. | MHz | | | | | | | | | | |
| 9538 | 1907.6 | RMC | Front | 15mm | 23.25 | 24.5 | 0.337 | 0.45 | 0.628 | 0.84 | -0.19 |
| 9400 | 1880 | RMC | Front | 15mm/ Fig.3 | 23.17 | 24.5 | 0.385 | 0.52 | 0.732 | 0.99 | -0.19 |
| 9262 | 1852.4 | RMC | Front | 15mm | 23.24 | 24.5 | 0.367 | 0.49 | 0.676 | 0.90 | 0.15 |
| 9400 | 1880 | RMC | Rear | 19mm | 23.17 | 24.5 | 0.213 | 0.29 | 0.381 | 0.52 | 0.06 |
| 9400 | 1880 | RMC | Right | 13mm | 23.17 | 24.5 | 0.348 | 0.47 | 0.584 | 0.79 | -0.03 |
| 9400 | 1880 | RMC | Top | 19mm | 23.17 | 24.5 | 0.337 | 0.46 | 0.622 | 0.84 | -0.15 |
| 9400 | 1880 | RMC | Front | / | 12.47 | 12.5 | 0.17 | 0.17 | 0.364 | 0.37 | -0.07 |
| 9538 | 1907.6 | RMC | Rear | / | 12.46 | 12.5 | 0.256 | 0.26 | 0.587 | 0.59 | 0.10 |
| 9400 | 1880 | RMC | Rear | / | 12.47 | 12.5 | 0.212 | 0.21 | 0.472 | 0.48 | -0.12 |
| 9262 | 1852.4 | RMC | Rear | / | 12.46 | 12.5 | 0.275 | 0.28 | 0.612 | 0.62 | -0.08 |
| 9400 | 1880 | RMC | Right | / | 12.47 | 12.5 | 0.15 | 0.15 | 0.365 | 0.37 | 0.14 |
| 9400 | 1880 | RMC | Top | / | 12.47 | 12.5 | 0.1 | 0.10 | 0.279 | 0.28 | -0.05 |

Note1: The distance between the EUT and the phantom bottom is 13mm/15mm/19mm by sensor, the distance for other results is 0mm.

Table 14.1-4: SAR Values (WCDMA 1700 MHz Band - Body)

| Frequency | | Mode | Test Position | Figure No./Note | Conducted Power (dBm) | Max. tune-up Power (dBm) | Measured SAR(10g) (W/kg) | Reported SAR(10g) (W/kg) | Measured SAR(1g) (W/kg) | Reported SAR(1g) (W/kg) | Power Drift (dB) |
|-----------|--------|------|---------------|-----------------|-----------------------|--------------------------|--------------------------|--------------------------|-------------------------|-------------------------|------------------|
| Ch. | MHz | | | | | | | | | | |
| 1513 | 1752.6 | RMC | Front | 15mm | 23.19 | 24.5 | 0.297 | 0.40 | 0.505 | 0.68 | -0.09 |
| 1412 | 1732.4 | RMC | Front | 15mm | 23.03 | 24.5 | 0.283 | 0.40 | 0.478 | 0.67 | -0.16 |
| 1312 | 1712.4 | RMC | Front | 15mm | 22.81 | 24.5 | 0.288 | 0.43 | 0.483 | 0.71 | 0.10 |
| 1412 | 1732.4 | RMC | Rear | 19mm | 23.03 | 24.5 | 0.062 | 0.09 | 0.107 | 0.15 | 0.19 |
| 1412 | 1732.5 | RMC | Right | 13mm | 23.03 | 24.5 | 0.156 | 0.22 | 0.267 | 0.37 | 0.10 |
| 1412 | 1732.5 | RMC | Top | 19mm | 23.03 | 24.5 | 0.114 | 0.16 | 0.198 | 0.28 | -0.09 |
| 1412 | 1732.4 | RMC | Front | / | 12.5 | 13 | 0.231 | 0.26 | 0.448 | 0.50 | -0.01 |
| 1513 | 1752.6 | RMC | Rear | / | 12.65 | 13 | 0.224 | 0.24 | 0.446 | 0.48 | -0.04 |
| 1412 | 1732.4 | RMC | Rear | Fig.4 | 12.5 | 13 | 0.28 | 0.31 | 0.63 | 0.71 | 0.03 |
| 1312 | 1712.4 | RMC | Rear | / | 12.42 | 13 | 0.294 | 0.34 | 0.588 | 0.67 | 0.12 |
| 1412 | 1732.4 | RMC | Right | / | 12.5 | 13 | 0.198 | 0.22 | 0.45 | 0.50 | -0.11 |
| 1412 | 1732.4 | RMC | Top | / | 12.5 | 13 | 0.088 | 0.10 | 0.217 | 0.24 | 0.08 |

Note1: The distance between the EUT and the phantom bottom is 13mm/15mm/19mm by sensor, the distance for other results is 0mm.

Table 14.1-5: SAR Values (WCDMA 850 MHz Band - Body)

| Frequency | | Mode | Test Position | Figure No./Note | Conducted Power (dBm) | Max. tune-up Power (dBm) | Measured SAR(10g) (W/kg) | Reported SAR(10g) (W/kg) | Measured SAR(1g) (W/kg) | Reported SAR(1g) (W/kg) | Power Drift (dB) |
|-----------|-------|------|---------------|-----------------|-----------------------|--------------------------|--------------------------|--------------------------|-------------------------|-------------------------|------------------|
| Ch. | MHz | | | | | | | | | | |
| 4233 | 846.6 | RMC | Front | 15mm | 23.62 | 24.5 | 0.247 | 0.30 | 0.327 | 0.40 | 0.02 |
| 4183 | 836.6 | RMC | Front | 15mm | 23.71 | 24.5 | 0.258 | 0.31 | 0.344 | 0.41 | 0.07 |
| 4132 | 826.4 | RMC | Front | 15mm | 23.69 | 24.5 | 0.251 | 0.30 | 0.334 | 0.40 | -0.18 |
| 4183 | 836.6 | RMC | Rear | 19mm | 23.69 | 24.5 | 0.144 | 0.17 | 0.217 | 0.26 | 0.08 |
| 4183 | 836.6 | RMC | Right | 13mm | 23.69 | 24.5 | 0.157 | 0.19 | 0.222 | 0.27 | -0.15 |
| 4183 | 836.6 | RMC | Top | 19mm | 23.69 | 24.5 | 0.085 | 0.10 | 0.128 | 0.15 | -0.11 |
| 4183 | 836.6 | RMC | Front | / | 17.94 | 18 | 0.153 | 0.16 | 0.307 | 0.31 | 0.18 |
| 4233 | 846.6 | RMC | Rear | Fig.5 | 17.89 | 18 | 0.263 | 0.27 | 0.601 | 0.62 | -0.18 |
| 4183 | 836.6 | RMC | Rear | / | 17.94 | 18 | 0.243 | 0.25 | 0.553 | 0.56 | 0.13 |
| 4132 | 826.4 | RMC | Rear | / | 17.87 | 18 | 0.24 | 0.25 | 0.547 | 0.56 | 0.14 |
| 4183 | 836.6 | RMC | Right | / | 17.94 | 18 | 0.127 | 0.13 | 0.291 | 0.30 | -0.13 |
| 4183 | 836.6 | RMC | Top | / | 17.94 | 18 | 0.069 | 0.07 | 0.146 | 0.15 | -0.06 |

Note1: The distance between the EUT and the phantom bottom is 13mm/15mm/19mm by sensor, the distance for other results is 0mm.

Table 14.1-6: SAR Values (LTE Band2 - Body)

| Frequency | | Mode | Test Position | Figure No./Note | Conducted Power (dBm) | Max. tune-up Power (dBm) | Measured SAR(10g) (W/kg) | Reported SAR(10g) (W/kg) | Measured SAR(1g) (W/kg) | Reported SAR(1g) (W/kg) | Power Drift (dB) |
|-----------|------|-----------|---------------|-----------------|-----------------------|--------------------------|--------------------------|--------------------------|-------------------------|-------------------------|------------------|
| Ch. | MHz | | | | | | | | | | |
| 18900 | 1880 | 1RB_High | Front | 15mm | 23.93 | 24.5 | 0.336 | 0.38 | 0.608 | 0.69 | -0.19 |
| 18900 | 1880 | 1RB_High | Rear | 19mm | 23.93 | 24.5 | 0.122 | 0.14 | 0.203 | 0.23 | -0.11 |
| 18900 | 1880 | 1RB_High | Right | 13mm | 23.93 | 24.5 | 0.083 | 0.09 | 0.132 | 0.15 | 0.03 |
| 19100 | 1900 | 1RB_Low | Top | 19mm | 23.82 | 24.5 | 0.311 | 0.36 | 0.571 | 0.67 | -0.06 |
| 18900 | 1880 | 1RB_High | Top | 19mm / Fig.6 | 23.93 | 24.5 | 0.415 | 0.47 | 0.754 | 0.86 | -0.07 |
| 18700 | 1860 | 1RB_Mid | Top | 19mm | 23.61 | 24.5 | 0.371 | 0.46 | 0.67 | 0.82 | -0.07 |
| 18900 | 1880 | 100RB | Top | 19mm | 22.66 | 23.5 | 0.265 | 0.32 | 0.498 | 0.60 | 0.11 |
| 18900 | 1880 | 50RB_High | Front | 15mm | 22.87 | 23.5 | 0.252 | 0.29 | 0.456 | 0.53 | 0.04 |
| 18900 | 1880 | 50RB_High | Rear | 19mm | 22.87 | 23.5 | 0.086 | 0.10 | 0.14 | 0.16 | 0.15 |
| 18900 | 1880 | 50RB_High | Right | 13mm | 22.87 | 23.5 | 0.064 | 0.07 | 0.102 | 0.12 | -0.13 |
| 18900 | 1880 | 50RB_High | Top | 19mm | 22.87 | 23.5 | 0.327 | 0.38 | 0.59 | 0.68 | -0.03 |
| 18900 | 1880 | 1RB_High | Front | / | 13.55 | 14 | 0.207 | 0.23 | 0.416 | 0.46 | -0.13 |
| 18900 | 1880 | 1RB_High | Rear | / | 13.55 | 14 | 0.297 | 0.33 | 0.689 | 0.76 | -0.07 |
| 18900 | 1880 | 1RB_High | Right | / | 13.55 | 14 | 0.279 | 0.31 | 0.657 | 0.73 | 0.11 |
| 18900 | 1880 | 1RB_High | Top | / | 13.55 | 14 | 0.093 | 0.10 | 0.226 | 0.25 | -0.18 |
| 18900 | 1880 | 50RB_High | Front | / | 12.35 | 13 | 0.113 | 0.13 | 0.228 | 0.26 | -0.04 |
| 18900 | 1880 | 50RB_High | Rear | / | 12.35 | 13 | 0.195 | 0.23 | 0.439 | 0.51 | 0.12 |
| 18900 | 1880 | 50RB_High | Right | / | 12.35 | 13 | 0.179 | 0.21 | 0.424 | 0.49 | 0.14 |
| 18900 | 1880 | 50RB_High | Top | / | 12.35 | 13 | 0.073 | 0.08 | 0.191 | 0.22 | 0.04 |

Note1: The distance between the EUT and the phantom bottom is 13mm/15mm/19mm by sensor, the distance for other results is 0mm.

Note2: The LTE mode is QPSK_20MHz.

Table 14.1-7: SAR Values (LTE Band4 - Body)

| Frequency | | Mode | Test Position | Figure No./Note | Conducted Power (dBm) | Max. tune-up Power (dBm) | Measured SAR(10g) (W/kg) | Reported SAR(10g) (W/kg) | Measured SAR(1g) (W/kg) | Reported SAR(1g) (W/kg) | Power Drift (dB) |
|-----------|------|-----------|---------------|-----------------|-----------------------|--------------------------|--------------------------|--------------------------|-------------------------|-------------------------|------------------|
| Ch. | MHz | | | | | | | | | | |
| 20300 | 1745 | 1RB_Low | Front | 15mm / Fig.7 | 24.23 | 25.5 | 0.3 | 0.40 | 0.501 | 0.67 | -0.01 |
| 20300 | 1745 | 1RB_Low | Rear | 19mm | 24.23 | 25.5 | 0.196 | 0.26 | 0.324 | 0.43 | -0.08 |
| 20300 | 1745 | 1RB_Low | Right | 13mm | 24.23 | 25.5 | 0.277 | 0.37 | 0.461 | 0.62 | 0.11 |
| 20300 | 1745 | 1RB_Low | Top | 19mm | 24.23 | 25.5 | 0.123 | 0.16 | 0.209 | 0.28 | 0.07 |
| 20300 | 1745 | 50RB_Low | Front | 15mm | 23.34 | 24.5 | 0.187 | 0.24 | 0.318 | 0.42 | -0.06 |
| 20300 | 1745 | 50RB_Low | Rear | 19mm | 23.34 | 24.5 | 0.099 | 0.13 | 0.173 | 0.23 | 0.08 |
| 20300 | 1745 | 50RB_Low | Right | 13mm | 23.34 | 24.5 | 0.22 | 0.29 | 0.366 | 0.48 | -0.01 |
| 20300 | 1745 | 50RB_Low | Top | 19mm | 23.34 | 24.5 | 0.099 | 0.13 | 0.17 | 0.22 | 0.14 |
| 20300 | 1745 | 1RB_High | Front | / | 14.65 | 15 | 0.14 | 0.15 | 0.282 | 0.31 | -0.13 |
| 20300 | 1745 | 1RB_High | Rear | / | 14.65 | 15 | 0.135 | 0.15 | 0.261 | 0.28 | 0.04 |
| 20300 | 1745 | 1RB_High | Right | / | 14.65 | 15 | 0.088 | 0.10 | 0.184 | 0.20 | 0.01 |
| 20300 | 1745 | 1RB_High | Top | / | 14.65 | 15 | 0.058 | 0.06 | 0.148 | 0.16 | 0.08 |
| 20300 | 1745 | 50RB_High | Front | / | 13.14 | 14 | 0.096 | 0.12 | 0.195 | 0.24 | 0.13 |
| 20300 | 1745 | 50RB_High | Rear | / | 13.14 | 14 | 0.111 | 0.14 | 0.213 | 0.26 | 0.04 |
| 20300 | 1745 | 50RB_High | Right | / | 13.14 | 14 | 0.043 | 0.05 | 0.099 | 0.12 | -0.06 |
| 20300 | 1745 | 50RB_High | Top | / | 13.14 | 14 | 0.044 | 0.05 | 0.112 | 0.14 | 0.1 |

Note1: The distance between the EUT and the phantom bottom is 13mm/15mm/19mm by sensor, the distance for other results is 0mm.

Note2: The LTE mode is QPSK_20MHz.

Table 14.1-8: SAR Values (LTE Band5 - Body)

| Frequency | | Mode | Test Position | Figure No./Note | Conducted Power (dBm) | Max. tune-up Power (dBm) | Measured SAR(10g) (W/kg) | Reported SAR(10g) (W/kg) | Measured SAR(1g) (W/kg) | Reported SAR(1g) (W/kg) | Power Drift (dB) |
|-----------|-----|----------|---------------|-----------------|-----------------------|--------------------------|--------------------------|--------------------------|-------------------------|-------------------------|------------------|
| Ch. | MHz | | | | | | | | | | |
| 20600 | 844 | 1RB_Low | Front | 15mm | 24.04 | 25 | 0.256 | 0.32 | 0.342 | 0.43 | -0.14 |
| 20600 | 844 | 1RB_Low | Rear | 19mm | 24.04 | 25 | 0.125 | 0.16 | 0.175 | 0.22 | 0.11 |
| 20600 | 844 | 1RB_Low | Right | 13mm | 24.04 | 25 | 0.173 | 0.22 | 0.234 | 0.29 | -0.06 |
| 20600 | 844 | 1RB_Low | Top | 19mm | 24.04 | 25 | 0.096 | 0.12 | 0.137 | 0.17 | 0.12 |
| 20600 | 844 | 25RB_Mid | Front | 15mm | 23.02 | 24 | 0.203 | 0.25 | 0.274 | 0.34 | 0.06 |
| 20600 | 844 | 25RB_Mid | Rear | 19mm | 23.02 | 24 | 0.098 | 0.12 | 0.138 | 0.17 | -0.12 |
| 20600 | 844 | 25RB_Mid | Right | 13mm | 23.02 | 24 | 0.135 | 0.17 | 0.182 | 0.23 | -0.07 |
| 20600 | 844 | 25RB_Mid | Top | 19mm | 23.02 | 24 | 0.078 | 0.10 | 0.11 | 0.14 | -0.12 |
| 20600 | 844 | 1RB_Mid | Front | / | 19.77 | 20.5 | 0.146 | 0.17 | 0.307 | 0.36 | -0.08 |
| 20600 | 844 | 1RB_Mid | Rear | Fig.8 | 19.77 | 20.5 | 0.192 | 0.23 | 0.42 | 0.50 | -0.02 |
| 20600 | 844 | 1RB_Mid | Right | / | 19.77 | 20.5 | 0.15 | 0.18 | 0.313 | 0.37 | 0.10 |
| 20600 | 844 | 1RB_Mid | Top | / | 19.77 | 20.5 | 0.074 | 0.09 | 0.148 | 0.18 | -0.15 |
| 20600 | 844 | 25RB_Mid | Front | / | 19.06 | 19.5 | 0.156 | 0.17 | 0.33 | 0.37 | 0.13 |
| 20600 | 844 | 25RB_Mid | Rear | / | 19.06 | 19.5 | 0.176 | 0.19 | 0.388 | 0.43 | -0.13 |
| 20600 | 844 | 25RB_Mid | Right | / | 19.06 | 19.5 | 0.107 | 0.12 | 0.203 | 0.22 | -0.14 |
| 20600 | 844 | 25RB_Mid | Top | / | 19.06 | 19.5 | 0.059 | 0.07 | 0.122 | 0.14 | 0.07 |

Note1: The distance between the EUT and the phantom bottom is 13mm/15mm/19mm by sensor, the distance for other results is 0mm.

Note2: The LTE mode is QPSK_10MHz.

Table 14.1-9: SAR Values (LTE Band7 - Body)

| Frequency | | Mode | Test Position | Figure No./Note | Conducted Power (dBm) | Max. tune-up Power (dBm) | Measured SAR(10g) (W/kg) | Reported SAR(10g) (W/kg) | Measured SAR(1g) (W/kg) | Reported SAR(1g) (W/kg) | Power Drift (dB) |
|-----------|------|----------|---------------|-----------------|-----------------------|--------------------------|--------------------------|--------------------------|-------------------------|-------------------------|------------------|
| Ch. | MHz | | | | | | | | | | |
| 21350 | 2560 | 1RB_Mid | Front | 15mm / Fig.9 | 23.95 | 24.5 | 0.345 | 0.39 | 0.667 | 0.76 | 0.03 |
| 21350 | 2560 | 1RB_Mid | Rear | 19mm | 23.95 | 24.5 | 0.219 | 0.25 | 0.425 | 0.48 | -0.13 |
| 21350 | 2560 | 1RB_Mid | Top | 19mm | 23.95 | 24.5 | 0.239 | 0.27 | 0.466 | 0.53 | 0.05 |
| 21350 | 2560 | 50RB_Mid | Front | 15mm | 23.12 | 23.5 | 0.266 | 0.29 | 0.514 | 0.56 | -0.07 |
| 21350 | 2560 | 50RB_Mid | Rear | 19mm | 23.12 | 23.5 | 0.169 | 0.18 | 0.326 | 0.36 | 0.16 |
| 21350 | 2560 | 50RB_Mid | Top | 19mm | 23.12 | 23.5 | 0.182 | 0.20 | 0.355 | 0.39 | -0.19 |
| 21350 | 2560 | 1RB_Low | Front | / | 11.9 | 12.5 | 0.189 | 0.22 | 0.422 | 0.48 | -0.06 |
| 21350 | 2560 | 1RB_Low | Rear | / | 11.9 | 12.5 | 0.215 | 0.25 | 0.477 | 0.55 | 0.11 |
| 21350 | 2560 | 1RB_Low | Top | / | 11.9 | 12.5 | 0.131 | 0.15 | 0.31 | 0.36 | -0.13 |
| 21350 | 2560 | 50RB_Low | Front | / | 10.77 | 11.5 | 0.222 | 0.26 | 0.566 | 0.67 | 0.15 |
| 21350 | 2560 | 50RB_Low | Rear | / | 10.77 | 11.5 | 0.181 | 0.21 | 0.389 | 0.46 | -0.04 |
| 21350 | 2560 | 50RB_Low | Top | / | 10.77 | 11.5 | 0.107 | 0.13 | 0.251 | 0.30 | 0.03 |

Note1: The distance between the EUT and the phantom bottom is 15mm/19mm by sensor, the distance for other results is 0mm.

Note2: The LTE mode is QPSK_20MHz.

Table 14.1-10: SAR Values (LTE Band12 - Body)

| Frequency | | Mode | Test Position | Figure No./Note | Conducted Power (dBm) | Max. tune-up Power (dBm) | Measured SAR(10g) (W/kg) | Reported SAR(10g) (W/kg) | Measured SAR(1g) (W/kg) | Reported SAR(1g) (W/kg) | Power Drift (dB) |
|-----------|-------|-----------|---------------|-----------------|-----------------------|--------------------------|--------------------------|--------------------------|-------------------------|-------------------------|------------------|
| Ch. | MHz | | | | | | | | | | |
| 23095 | 707.5 | 1RB_Low | Front | 15mm | 23.65 | 24.5 | 0.141 | 0.17 | 0.19 | 0.23 | -0.07 |
| 23095 | 707.5 | 1RB_Low | Rear | 19mm | 23.65 | 24.5 | 0.112 | 0.14 | 0.148 | 0.18 | 0.18 |
| 23095 | 707.5 | 1RB_Low | Right | 13mm | 23.65 | 24.5 | 0.105 | 0.13 | 0.147 | 0.18 | 0.12 |
| 23095 | 707.5 | 1RB_Low | Top | 19mm | 23.65 | 24.5 | 0.053 | 0.06 | 0.07 | 0.09 | 0.07 |
| 23095 | 707.5 | 25RB_Mid | Front | 15mm | 22.78 | 23.5 | 0.117 | 0.14 | 0.158 | 0.19 | 0.16 |
| 23095 | 707.5 | 25RB_Mid | Rear | 19mm | 22.78 | 23.5 | 0.092 | 0.11 | 0.122 | 0.14 | 0.10 |
| 23095 | 707.5 | 25RB_Mid | Right | 13mm | 22.78 | 23.5 | 0.082 | 0.10 | 0.115 | 0.14 | 0.13 |
| 23095 | 707.5 | 25RB_Mid | Top | 19mm | 22.78 | 23.5 | <0.01 | <0.01 | <0.01 | <0.01 | / |
| 23095 | 707.5 | 1RB_High | Front | / | 19.16 | 20 | 0.149 | 0.18 | 0.303 | 0.37 | -0.11 |
| 23095 | 707.5 | 1RB_High | Rear | Fig.10 | 19.16 | 20 | 0.203 | 0.25 | 0.454 | 0.55 | -0.05 |
| 23095 | 707.5 | 1RB_High | Right | / | 19.16 | 20 | 0.064 | 0.08 | 0.151 | 0.18 | 0.01 |
| 23095 | 707.5 | 1RB_High | Top | / | 19.16 | 20 | 0.1 | 0.12 | 0.249 | 0.30 | 0.07 |
| 23095 | 707.5 | 25RB_High | Front | / | 18.36 | 19 | 0.073 | 0.08 | 0.15 | 0.17 | -0.06 |
| 23095 | 707.5 | 25RB_High | Rear | / | 18.36 | 19 | 0.159 | 0.18 | 0.373 | 0.43 | 0.12 |
| 23095 | 707.5 | 25RB_High | Right | / | 18.36 | 19 | 0.054 | 0.06 | 0.113 | 0.13 | 0.08 |
| 23095 | 707.5 | 25RB_High | Top | / | 18.36 | 19 | 0.077 | 0.09 | 0.183 | 0.21 | 0.12 |

Note1: The distance between the EUT and the phantom bottom is 13mm/15mm/19mm by sensor, the distance for other results is 0mm.

Note2: The LTE mode is QPSK_10MHz.

Table 14.1-11: SAR Values (LTE Band41 - Body)

| Frequency | | Mode | Test Position | Figure No./Note | Conducted Power (dBm) | Max. tune-up Power (dBm) | Measured SAR(10g) (W/kg) | Reported SAR(10g) (W/kg) | Measured SAR(1g) (W/kg) | Reported SAR(1g) (W/kg) | Power Drift (dB) |
|-----------|------|----------|---------------|-----------------|-----------------------|--------------------------|--------------------------|--------------------------|-------------------------|-------------------------|------------------|
| Ch. | MHz | | | | | | | | | | |
| 41490 | 2680 | 1RB_High | Front | 15mm | 23.96 | 23.5 | 0.155 | 0.14 | 0.312 | 0.28 | 0.09 |
| 41490 | 2680 | 1RB_High | Rear | 19mm | 23.96 | 23.5 | 0.082 | 0.07 | 0.158 | 0.14 | 0.03 |
| 41490 | 2680 | 1RB_High | Top | 19mm | 23.96 | 23.5 | 0.134 | 0.12 | 0.248 | 0.22 | 0.16 |
| 41490 | 2680 | 50RB_Low | Front | 15mm | 22.97 | 23.5 | 0.133 | 0.15 | 0.256 | 0.29 | -0.05 |
| 41490 | 2680 | 50RB_Low | Rear | 19mm | 22.97 | 23.5 | 0.11 | 0.12 | 0.206 | 0.23 | 0.10 |
| 41490 | 2680 | 50RB_Low | Top | 19mm | 22.97 | 23.5 | 0.117 | 0.13 | 0.226 | 0.26 | 0.11 |
| 40640 | 2595 | 1RB_High | Front | / | 15.66 | 16 | 0.146 | 0.16 | 0.425 | 0.46 | -0.08 |
| 40640 | 2595 | 1RB_High | Rear | Fig.11 | 15.66 | 16 | 0.265 | 0.29 | 0.716 | 0.77 | 0.01 |
| 40640 | 2595 | 1RB_High | Top | / | 15.66 | 16 | 0.173 | 0.19 | 0.511 | 0.55 | -0.16 |
| 40640 | 2595 | 50RB_Low | Front | / | 14.52 | 15 | 0.112 | 0.13 | 0.354 | 0.40 | 0.15 |
| 40640 | 2595 | 50RB_Low | Rear | / | 14.52 | 15 | 0.163 | 0.18 | 0.53 | 0.59 | 0.17 |
| 40640 | 2595 | 50RB_Low | Top | / | 14.52 | 15 | 0.094 | 0.10 | 0.33 | 0.37 | -0.12 |

Note1: The distance between the EUT and the phantom bottom is 15mm/19mm by sensor, the distance for other results is 0mm.

Note2: The LTE mode is QPSK_20MHz.

Table 14.1-12: SAR Values (LTE Band66 - Body)

| Frequency | | Mode | Test Position | Figure No./Note | Conducted Power (dBm) | Max. tune-up Power (dBm) | Measured SAR(10g) (W/kg) | Reported SAR(10g) (W/kg) | Measured SAR(1g) (W/kg) | Reported SAR(1g) (W/kg) | Power Drift (dB) |
|-----------|------|-----------|---------------|-----------------|-----------------------|--------------------------|--------------------------|--------------------------|-------------------------|-------------------------|------------------|
| Ch. | MHz | | | | | | | | | | |
| 132572 | 1770 | 1RB_High | Front | 15mm | 22.37 | 24 | 0.201 | 0.29 | 0.33 | 0.48 | -0.18 |
| 132572 | 1770 | 1RB_High | Rear | 19mm | 22.37 | 24 | 0.158 | 0.23 | 0.257 | 0.37 | 0.11 |
| 132572 | 1770 | 1RB_High | Right | 13mm /Fig.12 | 22.37 | 24 | 0.272 | 0.40 | 0.449 | 0.65 | 0.05 |
| 132572 | 1770 | 1RB_High | Top | 19mm | 22.37 | 24 | 0.125 | 0.18 | 0.225 | 0.33 | 0.04 |
| 132572 | 1770 | 50RB_Low | Front | 15mm | 22.82 | 23 | 0.211 | 0.22 | 0.348 | 0.36 | -0.03 |
| 132572 | 1770 | 50RB_Low | Rear | 19mm | 22.82 | 23 | 0.124 | 0.13 | 0.199 | 0.21 | -0.14 |
| 132572 | 1770 | 50RB_Low | Right | 13mm | 22.82 | 23 | 0.198 | 0.21 | 0.327 | 0.34 | 0.16 |
| 132572 | 1770 | 50RB_Low | Top | 19mm | 22.82 | 23 | 0.079 | 0.08 | 0.141 | 0.15 | 0.09 |
| 132322 | 1745 | 1RB_High | Front | / | 14.59 | 15 | 0.204 | 0.22 | 0.445 | 0.49 | -0.15 |
| 132322 | 1745 | 1RB_High | Rear | / | 14.59 | 15 | 0.266 | 0.29 | 0.577 | 0.63 | 0.18 |
| 132322 | 1745 | 1RB_High | Right | / | 14.59 | 15 | 0.193 | 0.21 | 0.437 | 0.48 | -0.03 |
| 132322 | 1745 | 1RB_High | Top | / | 14.59 | 15 | 0.085 | 0.09 | 0.233 | 0.26 | -0.15 |
| 132322 | 1745 | 50RB_High | Front | / | 13.13 | 14 | 0.171 | 0.21 | 0.348 | 0.43 | -0.06 |
| 132322 | 1745 | 50RB_High | Rear | / | 13.13 | 14 | 0.17 | 0.21 | 0.355 | 0.43 | -0.06 |
| 132322 | 1745 | 50RB_High | Right | / | 13.13 | 14 | 0.15 | 0.18 | 0.323 | 0.39 | -0.1 |
| 132322 | 1745 | 50RB_High | Top | / | 13.13 | 14 | 0.064 | 0.08 | 0.194 | 0.24 | -0.14 |

Note1: The distance between the EUT and the phantom bottom is 13mm/15mm/19mm by sensor, the distance for other results is 0mm.

Note2: The LTE mode is QPSK_20MHz.

14.2 WLAN Evaluation for 2.4G

Table 14.2-1: SAR Values (WiFi 2.4G – Body)

| Frequency | | Test Position | Figure No./ Note | Conduct ed Power (dBm) | Max. tune-up Power (dBm) | Measured SAR(10g) (W/kg) | Reported SAR(10g)(W/kg) | Measured SAR(1g) (W/kg) | Reported SAR(1g) (W/kg) | Power Drift (dB) |
|-----------|------|---------------|------------------|------------------------|--------------------------|--------------------------|--------------------------|-------------------------|-------------------------|------------------|
| Ch. | MHz | | | | | | | | | |
| 6 | 2437 | Front | 15mm | 18.53 | 19 | 0.102 | 0.11 | 0.193 | 0.22 | 0.17 |
| 6 | 2437 | Rear | 18mm | 18.53 | 19 | 0.077 | 0.09 | 0.144 | 0.16 | 0.04 |
| 6 | 2437 | Top | 18mm | 18.53 | 19 | 0.095 | 0.11 | 0.185 | 0.21 | 0.08 |
| 1 | 2412 | Front | / | 11.47 | 12 | 0.114 | 0.13 | 0.312 | 0.35 | 0.09 |
| 1 | 2412 | Rear | Fig.13 | 11.47 | 12 | 0.159 | 0.18 | 0.449 | 0.51 | 0.12 |
| 1 | 2412 | Top | / | 11.47 | 12 | 0.068 | 0.08 | 0.215 | 0.24 | -0.11 |

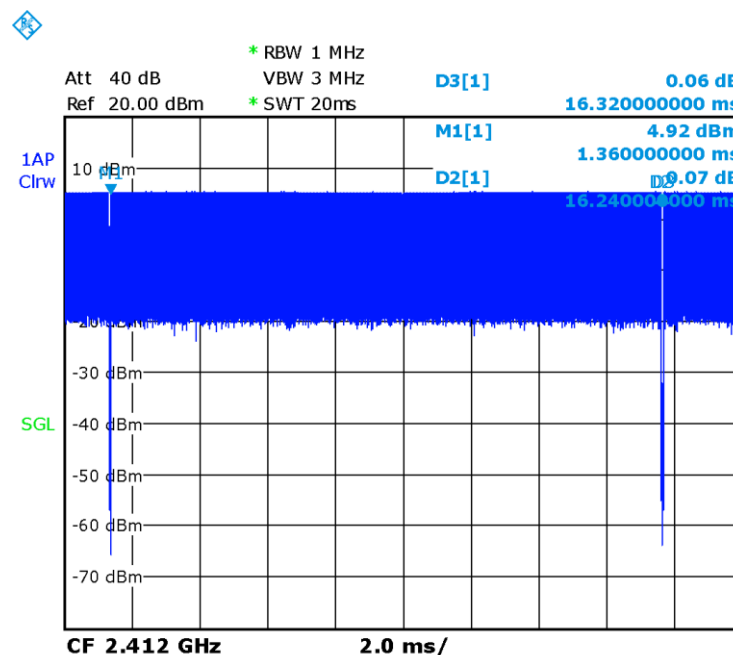
Note1: The distance between the EUT and the phantom bottom is 15mm/18mm by sensor, the distance for other results is 0mm.

According to the KDB248227 D01, The reported SAR must be scaled to 100% transmission duty factor to determine compliance at the maximum tune-up tolerance limit. The scaled reported SAR is presented as below.

Table 14.2-2: SAR Values (WLAN - Head) – 802.11b (Scaled Reported SAR)

| Frequency | | Test Position | Actual duty factor | maximum duty factor | Reported SAR (1g)(W/kg) | Scaled reported SAR (1g)(W/kg) |
|---|------|---------------|--------------------|---------------------|-------------------------|--------------------------------|
| Ch. | MHz | | | | | |
| Ambient Temperature: 22.9°C Liquid Temperature: 22.5°C | | | | | | |
| 1 | 2412 | Rear 0mm | 99.5% | 100% | 0.51 | 0.51 |

SAR is not required for OFDM because the 802.11b adjusted SAR ≤ 1.2 W/kg.



Picture 14.2-1 Duty factor plot

14.3 WLAN Evaluation For 5G

Table 14.3-1: SAR Values (WiFi 5G - Body)

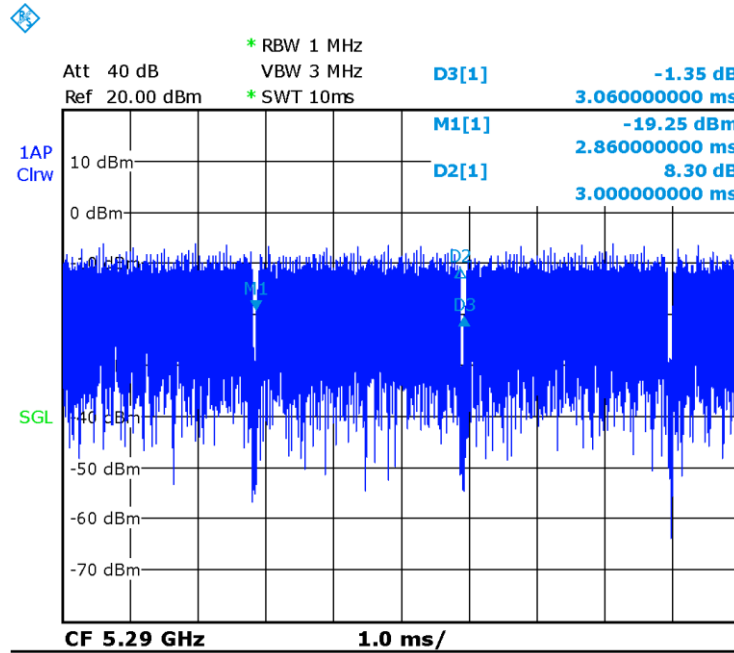
| Frequency | | Test Position | Figure No. | Conducted Power (dBm) | Max. tune-up Power (dBm) | Measured SAR(10g) (W/kg) | Reported SAR(10g) (W/kg) | Measured SAR(1g) (W/kg) | Reported SAR(1g) (W/kg) | Power Drift (dB) |
|-----------|------|---------------|------------|-----------------------|--------------------------|--------------------------|--------------------------|-------------------------|-------------------------|------------------|
| Ch. | MHz | | | | | | | | | |
| 60 | 5300 | Front | 15mm | 17.01 | 18 | 0.058 | 0.07 | 0.148 | 0.19 | 0.17 |
| 60 | 5300 | Rear | 18mm | 17.01 | 18 | 0.077 | 0.10 | 0.197 | 0.25 | -0.05 |
| 60 | 5300 | Top | 18mm | 17.01 | 18 | 0.097 | 0.12 | 0.238 | 0.30 | 0.15 |
| 100 | 5500 | Front | 15mm | 16.52 | 18 | 0.047 | 0.07 | 0.115 | 0.16 | 0.03 |
| 100 | 5500 | Rear | 18mm | 16.52 | 18 | 0.049 | 0.07 | 0.114 | 0.16 | 0.02 |
| 100 | 5500 | Top | 18mm | 16.52 | 18 | 0.074 | 0.10 | 0.181 | 0.25 | -0.17 |
| 155 | 5775 | Front | 15mm | 14.27 | 17 | 0.029 | 0.05 | 0.074 | 0.14 | -0.06 |
| 155 | 5775 | Rear | 18mm | 14.27 | 17 | 0.037 | 0.07 | 0.092 | 0.17 | -0.06 |
| 155 | 5775 | Top | 18mm | 14.27 | 17 | 0.042 | 0.08 | 0.106 | 0.20 | 0.01 |
| 58 | 5290 | Front | / | 5.34 | 6.5 | 0.062 | 0.08 | 0.185 | 0.24 | 0.09 |
| 58 | 5290 | Rear | Fig.14 | 5.34 | 6.5 | 0.088 | 0.11 | 0.428 | 0.56 | 0.03 |
| 58 | 5290 | Top | / | 5.34 | 6.5 | 0.065 | 0.08 | 0.373 | 0.49 | 0.1 |
| 138 | 5690 | Front | / | 5.64 | 6.5 | 0.03 | 0.04 | 0.137 | 0.17 | -0.07 |
| 138 | 5690 | Rear | / | 5.64 | 6.5 | 0.074 | 0.09 | 0.366 | 0.45 | -0.11 |
| 138 | 5690 | Top | / | 5.64 | 6.5 | 0.043 | 0.05 | 0.166 | 0.20 | 0.11 |
| 155 | 5775 | Front | / | 6.05 | 6.5 | 0.073 | 0.08 | 0.203 | 0.23 | -0.04 |
| 155 | 5775 | Rear | / | 6.05 | 6.5 | 0.093 | 0.10 | 0.456 | 0.51 | 0.15 |
| 155 | 5775 | Top | / | 6.05 | 6.5 | 0.052 | 0.06 | 0.213 | 0.24 | -0.08 |

Note1: The distance between the EUT and the phantom bottom is 15mm/18mm by sensor, the distance for other results is 0mm.

According to the KDB248227 D01, The reported SAR must be scaled to 100% transmission duty factor to determine compliance at the maximum tune-up tolerance limit. The scaled reported SAR is presented as below.

Table 14.3-2 SAR Values (WLAN 5G - Body) (Scaled Reported SAR)

| Frequency | | Test Position | Distance (mm) | Actual duty factor | maximum duty factor | Reported SAR (1g) (W/kg) | Scaled reported SAR (1g) (W/kg) |
|-----------|------|---------------|---------------|--------------------|---------------------|--------------------------|---------------------------------|
| Ch. | MHz | | | | | | |
| 58 | 5290 | Rear | 0 | 98% | 100% | 0.56 | 0.57 |



Picture 14.3-1 Duty factor plot for CH58

14.4 WLAN Evaluation For BT

Table 14.4-1: SAR Values (BT - Body)

| Frequency | | Test Position | Figure No./ Note | Conducte d Power (dBm) | Max. tune-up Power (dBm) | Measure d SAR(10g) (W/kg) | Reported SAR(10g) (W/kg) | Measure d SAR(1g) (W/kg) | Reported SAR(1g)(W/kg) | Power Drift (dB) |
|-----------|------|---------------|------------------|------------------------|--------------------------|---------------------------|--------------------------|--------------------------|-------------------------|------------------|
| Ch. | MHz | | | | | | | | | |
| 78 | 2480 | Front | / | 9.76 | 11.2 | 0.022 | 0.03 | 0.055 | 0.08 | 0.06 |
| 78 | 2480 | Rear | Fig.15 | 9.76 | 11.2 | 0.028 | 0.04 | 0.083 | 0.12 | -0.13 |
| 78 | 2480 | Top | / | 9.76 | 11.2 | 0.013 | 0.02 | 0.042 | 0.06 | 0.03 |

Note: The distance between the EUT and the phantom bottom is 0mm.

15 SAR Measurement Variability

SAR measurement variability must be assessed for each frequency band, which is determined by the SAR probe calibration point and tissue-equivalent medium used for the device measurements. When both head and body tissue-equivalent media are required for SAR measurements in a frequency band, the variability measurement procedures should be applied to the tissue medium with the highest measured SAR, using the highest measured SAR configuration for that tissue-equivalent medium.

The following procedures are applied to determine if repeated measurements are required.

- 1) Repeated measurement is not required when the original highest measured SAR is < 0.80 W/kg; steps 2) through 4) do not apply.
- 2) When the original highest measured SAR is ≥ 0.80 W/kg, repeat that measurement once.
- 3) Perform a second repeated measurement only if the ratio of largest to smallest SAR for the original and first repeated measurements is > 1.20 or when the original or repeated measurement is ≥ 1.45 W/kg ($\sim 10\%$ from the 1-g SAR limit).
- 4) Perform a third repeated measurement only if the original, first or second repeated measurement is ≥ 1.5 W/kg and the ratio of largest to smallest SAR for the original, first and second repeated measurements is > 1.20

16 Measurement Uncertainty

16.1 Measurement Uncertainty for Normal SAR Tests (300MHz~3GHz)

| No. | Error Description | Type | Uncertainty value | Probably Distribution | Div. | (Ci) 1g | (Ci) 10g | Std. Unc. (1g) | Std. Unc. (10g) | Degree of freedom |
|----------------------------|---|------|-------------------|-----------------------|------------|---------|----------|----------------|-----------------|-------------------|
| Measurement system | | | | | | | | | | |
| 1 | Probe calibration | B | 6.0 | N | 1 | 1 | 1 | 6.0 | 6.0 | ∞ |
| 2 | Isotropy | B | 4.7 | R | $\sqrt{3}$ | 0.7 | 0.7 | 1.9 | 1.9 | ∞ |
| 3 | Boundary effect | B | 1.0 | R | $\sqrt{3}$ | 1 | 1 | 0.6 | 0.6 | ∞ |
| 4 | Linearity | B | 4.7 | R | $\sqrt{3}$ | 1 | 1 | 2.7 | 2.7 | ∞ |
| 5 | Detection limit | B | 1.0 | N | 1 | 1 | 1 | 0.6 | 0.6 | ∞ |
| 6 | Readout electronics | B | 0.3 | R | $\sqrt{3}$ | 1 | 1 | 0.3 | 0.3 | ∞ |
| 7 | Response time | B | 0.8 | R | $\sqrt{3}$ | 1 | 1 | 0.5 | 0.5 | ∞ |
| 8 | Integration time | B | 2.6 | R | $\sqrt{3}$ | 1 | 1 | 1.5 | 1.5 | ∞ |
| 9 | RF ambient conditions-noise | B | 0 | R | $\sqrt{3}$ | 1 | 1 | 0 | 0 | ∞ |
| 10 | RF ambient conditions-reflection | B | 0 | R | $\sqrt{3}$ | 1 | 1 | 0 | 0 | ∞ |
| 11 | Probe positioned mech. restrictions | B | 0.4 | R | $\sqrt{3}$ | 1 | 1 | 0.2 | 0.2 | ∞ |
| 12 | Probe positioning with respect to phantom shell | B | 2.9 | R | $\sqrt{3}$ | 1 | 1 | 1.7 | 1.7 | ∞ |
| 13 | Post-processing | B | 1.0 | R | $\sqrt{3}$ | 1 | 1 | 0.6 | 0.6 | ∞ |
| Test sample related | | | | | | | | | | |
| 14 | Test sample positioning | A | 3.3 | N | 1 | 1 | 1 | 3.3 | 3.3 | 71 |
| 15 | Device holder uncertainty | A | 3.4 | N | 1 | 1 | 1 | 3.4 | 3.4 | 5 |
| 16 | Drift of output power | B | 5.0 | R | $\sqrt{3}$ | 1 | 1 | 2.9 | 2.9 | ∞ |
| Phantom and set-up | | | | | | | | | | |
| 17 | Phantom uncertainty | B | 4.0 | R | $\sqrt{3}$ | 1 | 1 | 2.3 | 2.3 | ∞ |
| 18 | Liquid conductivity (target) | B | 5.0 | R | $\sqrt{3}$ | 0.64 | 0.43 | 1.8 | 1.2 | ∞ |
| 19 | Liquid conductivity (meas.) | A | 2.06 | N | 1 | 0.64 | 0.43 | 1.32 | 0.89 | 43 |
| 20 | Liquid permittivity (target) | B | 5.0 | R | $\sqrt{3}$ | 0.6 | 0.49 | 1.7 | 1.4 | ∞ |
| 21 | Liquid permittivity (meas.) | A | 1.6 | N | 1 | 0.6 | 0.49 | 1.0 | 0.8 | 521 |

| | | | | | | | | | |
|--|--|--|--|--|--|--|------|------|-----|
| Combined standard uncertainty | $u_c = \sqrt{\sum_{i=1}^{21} c_i^2 u_i^2}$ | | | | | | 9.55 | 9.43 | 257 |
| Expanded uncertainty (confidence interval of 95 %) | $u_e = 2u_c$ | | | | | | 19.1 | 18.9 | |

16.2 Measurement Uncertainty for Normal SAR Tests (3~6GHz)

| No. | Error Description | Type | Uncertainty value | Probably Distribution | Div. | (Ci) 1g | (Ci) 10g | Std. Unc. (1g) | Std. Unc. (10g) | Degree of freedom |
|----------------------------|---|------|-------------------|-----------------------|------------|---------|----------|----------------|-----------------|-------------------|
| Measurement system | | | | | | | | | | |
| 1 | Probe calibration | B | 6.55 | N | 1 | 1 | 1 | 6.55 | 6.55 | ∞ |
| 2 | Isotropy | B | 4.7 | R | $\sqrt{3}$ | 0.7 | 0.7 | 1.9 | 1.9 | ∞ |
| 3 | Boundary effect | B | 2.0 | R | $\sqrt{3}$ | 1 | 1 | 1.2 | 1.2 | ∞ |
| 4 | Linearity | B | 4.7 | R | $\sqrt{3}$ | 1 | 1 | 2.7 | 2.7 | ∞ |
| 5 | Detection limit | B | 1.0 | R | $\sqrt{3}$ | 1 | 1 | 0.6 | 0.6 | ∞ |
| 6 | Readout electronics | B | 0.3 | R | $\sqrt{3}$ | 1 | 1 | 0.3 | 0.3 | ∞ |
| 7 | Response time | B | 0.8 | R | $\sqrt{3}$ | 1 | 1 | 0.5 | 0.5 | ∞ |
| 8 | Integration time | B | 2.6 | R | $\sqrt{3}$ | 1 | 1 | 1.5 | 1.5 | ∞ |
| 9 | RF ambient conditions-noise | B | 0 | R | $\sqrt{3}$ | 1 | 1 | 0 | 0 | ∞ |
| 10 | RFambient conditions-reflection | B | 0 | R | $\sqrt{3}$ | 1 | 1 | 0 | 0 | ∞ |
| 11 | Probe positioned mech. restrictions | B | 0.8 | R | $\sqrt{3}$ | 1 | 1 | 0.5 | 0.5 | ∞ |
| 12 | Probe positioning with respect to phantom shell | B | 6.7 | R | $\sqrt{3}$ | 1 | 1 | 3.9 | 3.9 | ∞ |
| 13 | Post-processing | B | 4.0 | R | $\sqrt{3}$ | 1 | 1 | 2.3 | 2.3 | ∞ |
| Test sample related | | | | | | | | | | |
| 14 | Test sample positioning | A | 3.3 | N | 1 | 1 | 1 | 3.3 | 3.3 | 71 |
| 15 | Device holder uncertainty | A | 3.4 | N | 1 | 1 | 1 | 3.4 | 3.4 | 5 |
| 16 | Drift of output power | B | 5.0 | R | $\sqrt{3}$ | 1 | 1 | 2.9 | 2.9 | ∞ |
| Phantom and set-up | | | | | | | | | | |
| 17 | Phantom uncertainty | B | 4.0 | R | $\sqrt{3}$ | 1 | 1 | 2.3 | 2.3 | ∞ |
| 18 | Liquid conductivity (target) | B | 5.0 | R | $\sqrt{3}$ | 0.64 | 0.43 | 1.8 | 1.2 | ∞ |
| 19 | Liquid conductivity (meas.) | A | 2.06 | N | 1 | 0.64 | 0.43 | 1.32 | 0.89 | 43 |
| 20 | Liquid permittivity (target) | B | 5.0 | R | $\sqrt{3}$ | 0.6 | 0.49 | 1.7 | 1.4 | ∞ |

| | | | | | | | | | | |
|--|-----------------------------|---|-----|---|---|-----|------|------|------|-----|
| 21 | Liquid permittivity (meas.) | A | 1.6 | N | 1 | 0.6 | 0.49 | 1.0 | 0.8 | 521 |
| Combined standard uncertainty | | $u_c' = \sqrt{\sum_{i=1}^{21} c_i^2 u_i^2}$ | | | | | | 10.7 | 10.6 | 257 |
| Expanded uncertainty (confidence interval of 95 %) | | $u_e = 2u_c$ | | | | | | 21.4 | 21.1 | |

16.3 Measurement Uncertainty for Fast SAR Tests (300MHz~3GHz)

| No. | Error Description | Type | Uncertainty value | Probably Distribution | Div. | (Ci) 1g | (Ci) 10g | Std. Unc. (1g) | Std. Unc. (10g) | Degree of freedom |
|----------------------------|---|------|-------------------|-----------------------|------------|---------|----------|----------------|-----------------|-------------------|
| Measurement system | | | | | | | | | | |
| 1 | Probe calibration | B | 6.0 | N | 1 | 1 | 1 | 6.0 | 6.0 | ∞ |
| 2 | Isotropy | B | 4.7 | R | $\sqrt{3}$ | 0.7 | 0.7 | 1.9 | 1.9 | ∞ |
| 3 | Boundary effect | B | 1.0 | R | $\sqrt{3}$ | 1 | 1 | 0.6 | 0.6 | ∞ |
| 4 | Linearity | B | 4.7 | R | $\sqrt{3}$ | 1 | 1 | 2.7 | 2.7 | ∞ |
| 5 | Detection limit | B | 1.0 | R | $\sqrt{3}$ | 1 | 1 | 0.6 | 0.6 | ∞ |
| 6 | Readout electronics | B | 0.3 | R | $\sqrt{3}$ | 1 | 1 | 0.3 | 0.3 | ∞ |
| 7 | Response time | B | 0.8 | R | $\sqrt{3}$ | 1 | 1 | 0.5 | 0.5 | ∞ |
| 8 | Integration time | B | 2.6 | R | $\sqrt{3}$ | 1 | 1 | 1.5 | 1.5 | ∞ |
| 9 | RF ambient conditions-noise | B | 0 | R | $\sqrt{3}$ | 1 | 1 | 0 | 0 | ∞ |
| 10 | RFambient conditions-reflection | B | 0 | R | $\sqrt{3}$ | 1 | 1 | 0 | 0 | ∞ |
| 11 | Probe positioned mech. Restrictions | B | 0.4 | R | $\sqrt{3}$ | 1 | 1 | 0.2 | 0.2 | ∞ |
| 12 | Probe positioning with respect to phantom shell | B | 2.9 | R | $\sqrt{3}$ | 1 | 1 | 1.7 | 1.7 | ∞ |
| 13 | Post-processing | B | 1.0 | R | $\sqrt{3}$ | 1 | 1 | 0.6 | 0.6 | ∞ |
| 14 | Fast SAR z-Approximation | B | 7.0 | R | $\sqrt{3}$ | 1 | 1 | 4.0 | 4.0 | ∞ |
| Test sample related | | | | | | | | | | |
| 15 | Test sample positioning | A | 3.3 | N | 1 | 1 | 1 | 3.3 | 3.3 | 71 |
| 16 | Device holder uncertainty | A | 3.4 | N | 1 | 1 | 1 | 3.4 | 3.4 | 5 |
| 17 | Drift of output power | B | 5.0 | R | $\sqrt{3}$ | 1 | 1 | 2.9 | 2.9 | ∞ |
| Phantom and set-up | | | | | | | | | | |
| 18 | Phantom uncertainty | B | 4.0 | R | $\sqrt{3}$ | 1 | 1 | 2.3 | 2.3 | ∞ |
| 19 | Liquid conductivity (target) | B | 5.0 | R | $\sqrt{3}$ | 0.64 | 0.43 | 1.8 | 1.2 | ∞ |

| | | | | | | | | | | |
|--|------------------------------|--|------|---|------------|------|------|------|------|----------|
| 20 | Liquid conductivity (meas.) | A | 2.06 | N | 1 | 0.64 | 0.43 | 1.32 | 0.89 | 43 |
| 21 | Liquid permittivity (target) | B | 5.0 | R | $\sqrt{3}$ | 0.6 | 0.49 | 1.7 | 1.4 | ∞ |
| 22 | Liquid permittivity (meas.) | A | 1.6 | N | 1 | 0.6 | 0.49 | 1.0 | 0.8 | 521 |
| Combined standard uncertainty | | $u_c = \sqrt{\sum_{i=1}^{22} c_i^2 u_i^2}$ | | | | | | 10.4 | 10.3 | 257 |
| Expanded uncertainty (confidence interval of 95 %) | | $u_e = 2u_c$ | | | | | | 20.8 | 20.6 | |

16.4 Measurement Uncertainty for Fast SAR Tests (3~6GHz)

| No. | Error Description | Type | Uncertainty value | Probably Distribution | Div. | (Ci) 1g | (Ci) 10g | Std. Unc. (1g) | Std. Unc. (10g) | Degree of freedom |
|----------------------------|---|------|-------------------|-----------------------|------------|---------|----------|----------------|-----------------|-------------------|
| Measurement system | | | | | | | | | | |
| 1 | Probe calibration | B | 6.55 | N | 1 | 1 | 1 | 6.55 | 6.55 | ∞ |
| 2 | Isotropy | B | 4.7 | R | $\sqrt{3}$ | 0.7 | 0.7 | 1.9 | 1.9 | ∞ |
| 3 | Boundary effect | B | 2.0 | R | $\sqrt{3}$ | 1 | 1 | 1.2 | 1.2 | ∞ |
| 4 | Linearity | B | 4.7 | R | $\sqrt{3}$ | 1 | 1 | 2.7 | 2.7 | ∞ |
| 5 | Detection limit | B | 1.0 | R | $\sqrt{3}$ | 1 | 1 | 0.6 | 0.6 | ∞ |
| 6 | Readout electronics | B | 0.3 | R | $\sqrt{3}$ | 1 | 1 | 0.3 | 0.3 | ∞ |
| 7 | Response time | B | 0.8 | R | $\sqrt{3}$ | 1 | 1 | 0.5 | 0.5 | ∞ |
| 8 | Integration time | B | 2.6 | R | $\sqrt{3}$ | 1 | 1 | 1.5 | 1.5 | ∞ |
| 9 | RF ambient conditions-noise | B | 0 | R | $\sqrt{3}$ | 1 | 1 | 0 | 0 | ∞ |
| 10 | RFambient conditions-reflection | B | 0 | R | $\sqrt{3}$ | 1 | 1 | 0 | 0 | ∞ |
| 11 | Probe positioned mech. Restrictions | B | 0.8 | R | $\sqrt{3}$ | 1 | 1 | 0.5 | 0.5 | ∞ |
| 12 | Probe positioning with respect to phantom shell | B | 6.7 | R | $\sqrt{3}$ | 1 | 1 | 3.9 | 3.9 | ∞ |
| 13 | Post-processing | B | 1.0 | R | $\sqrt{3}$ | 1 | 1 | 0.6 | 0.6 | ∞ |
| 14 | Fast SAR z-Approximation | B | 14.0 | R | $\sqrt{3}$ | 1 | 1 | 8.1 | 8.1 | ∞ |
| Test sample related | | | | | | | | | | |
| 15 | Test sample positioning | A | 3.3 | N | 1 | 1 | 1 | 3.3 | 3.3 | 71 |
| 16 | Device holder uncertainty | A | 3.4 | N | 1 | 1 | 1 | 3.4 | 3.4 | 5 |

| | | | | | | | | | | |
|--|------------------------------|--|------|---|------------|------|------|------|------|----------|
| 17 | Drift of output power | B | 5.0 | R | $\sqrt{3}$ | 1 | 1 | 2.9 | 2.9 | ∞ |
| Phantom and set-up | | | | | | | | | | |
| 18 | Phantom uncertainty | B | 4.0 | R | $\sqrt{3}$ | 1 | 1 | 2.3 | 2.3 | ∞ |
| 19 | Liquid conductivity (target) | B | 5.0 | R | $\sqrt{3}$ | 0.64 | 0.43 | 1.8 | 1.2 | ∞ |
| 20 | Liquid conductivity (meas.) | A | 2.06 | N | 1 | 0.64 | 0.43 | 1.32 | 0.89 | 43 |
| 21 | Liquid permittivity (target) | B | 5.0 | R | $\sqrt{3}$ | 0.6 | 0.49 | 1.7 | 1.4 | ∞ |
| 22 | Liquid permittivity (meas.) | A | 1.6 | N | 1 | 0.6 | 0.49 | 1.0 | 0.8 | 521 |
| Combined standard uncertainty | | $u_c = \sqrt{\sum_{i=1}^{22} c_i^2 u_i^2}$ | | | | | | 13.5 | 13.4 | 257 |
| Expanded uncertainty (confidence interval of 95 %) | | $u_e = 2u_c$ | | | | | | 27.0 | 26.8 | |

17 MAIN TEST INSTRUMENTS

Table 17.1: List of Main Instruments

| No. | Name | Type | Serial Number | Calibration Date | Valid Period |
|-----|-----------------------|---------------|---------------|--------------------------|--------------|
| 01 | Network analyzer | E5071C | MY46110673 | January 14, 2022 | One year |
| 02 | Power sensor | NRP110T | 101139 | January 13, 2022 | One year |
| 03 | Power sensor | NRP110T | 101159 | January 13, 2022 | One year |
| 04 | Signal Generator | E4438C | MY49071430 | January 13, 2022 | One year |
| 05 | Amplifier | 60S1G4 | 0331848 | No Calibration Requested | |
| 06 | BTS | CMW500 | 159850 | January 24, 2022 | One year |
| 07 | E-field Probe | EX3DV4 | 7464 | January 26, 2022 | One year |
| 08 | DAE | SPEAG DAE4 | 1331 | September 1, 2021 | One year |
| 09 | Dipole Validation Kit | SPEAG D750V3 | 1017 | July 12,,2021 | Three years |
| 10 | Dipole Validation Kit | SPEAG D835V2 | 4d092 | July 5,,2022 | One year |
| 11 | Dipole Validation Kit | SPEAG D1750V2 | 1003 | July 12,,2021 | Three years |
| 12 | Dipole Validation Kit | SPEAG D1900V2 | 5d142 | July 6,2022 | One year |
| 13 | Dipole Validation Kit | SPEAG D2450V2 | 853 | July 26,2021 | Three years |
| 14 | Dipole Validation Kit | SPEAG D2600V2 | 1012 | July 26,2021 | Three years |
| 15 | Dipole Validation Kit | SPEAG D5GHzV2 | 1262 | January 27, 2022 | One year |

END OF REPORT BODY

ANNEX A Graph Results

GSM850 Body

Date: 7/19/2022

Electronics: DAE4 Sn1331

Medium: Head 835M

Medium parameters used: $f = 848.8$ MHz; $\sigma = 0.913$ S/m; $\epsilon_r = 40.879$; $\rho = 1000$ kg/m³

Ambient Temperature: 22.5°C Liquid Temperature: 22.3°C

Communication System: GSM850 1TX 848.8 MHz Duty Cycle: 1:8.3

Probe: EX3DV4 - SN7464 ConvF(9.96, 9.96, 9.96)

Area Scan (81x141x1): Interpolated grid: dx=1.500 mm, dy=1.500 mm

Maximum value of SAR (interpolated) = 1.28 W/kg

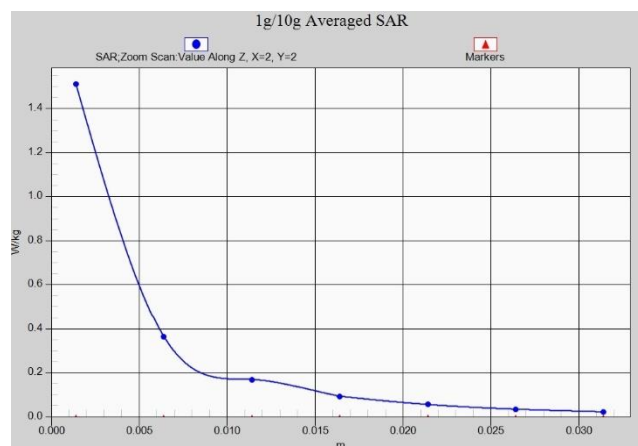
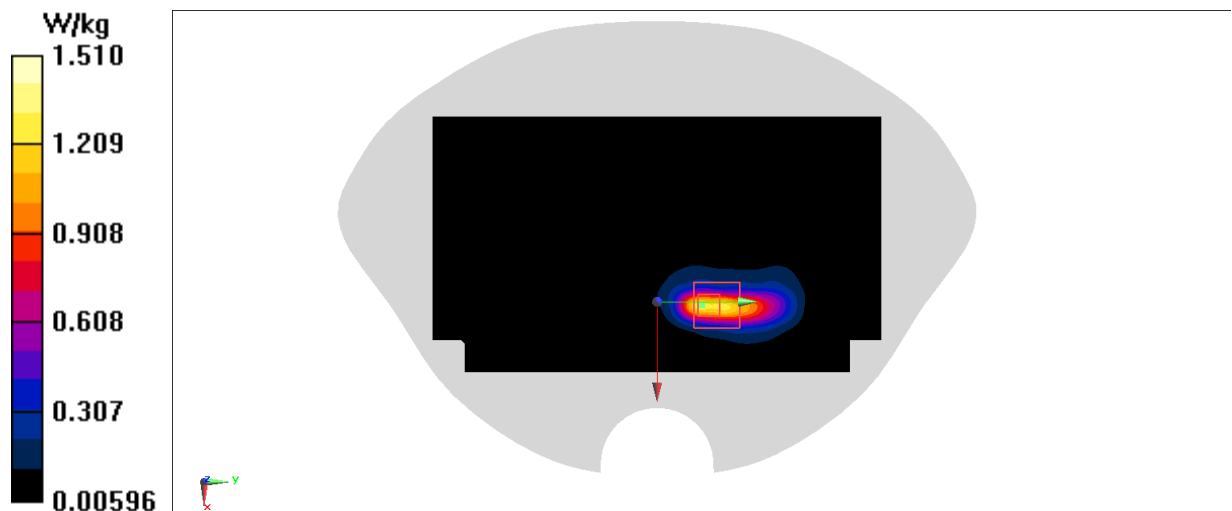
Zoom Scan (5x6x7)/Cube 0: Measurement grid: dx=8mm, dy=8mm, dz=5mm

Reference Value = 8.580 V/m; Power Drift = 0.16 dB

Peak SAR (extrapolated) = 2.32 W/kg

SAR(1 g) = 0.598 W/kg; SAR(10 g) = 0.249 W/kg

Maximum value of SAR (measured) = 1.51 W/kg



GSM1900 Body

Date: 7/24/2022

Electronics: DAE4 Sn1331

Medium: Head 1900M

Medium parameters used: $f = 1850.2$ MHz; $\sigma = 1.392$ S/m; $\epsilon_r = 40.339$; $\rho = 1000$ kg/m³

Ambient Temperature: 22.5°C Liquid Temperature: 22.3°C

Communication System: GSM1900 4TX 1850.2 MHz Duty Cycle: 1:2

Probe: EX3DV4 - SN7464 ConvF(8.18, 8.18, 8.18)

Area Scan (81x141x1): Interpolated grid: dx=1.500 mm, dy=1.500 mm

Maximum value of SAR (interpolated) = 1.32 W/kg

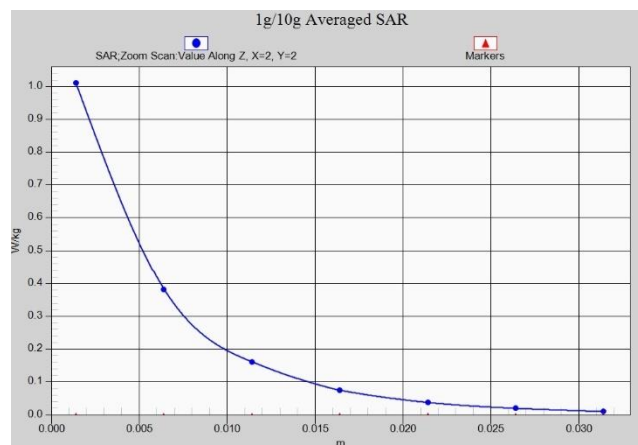
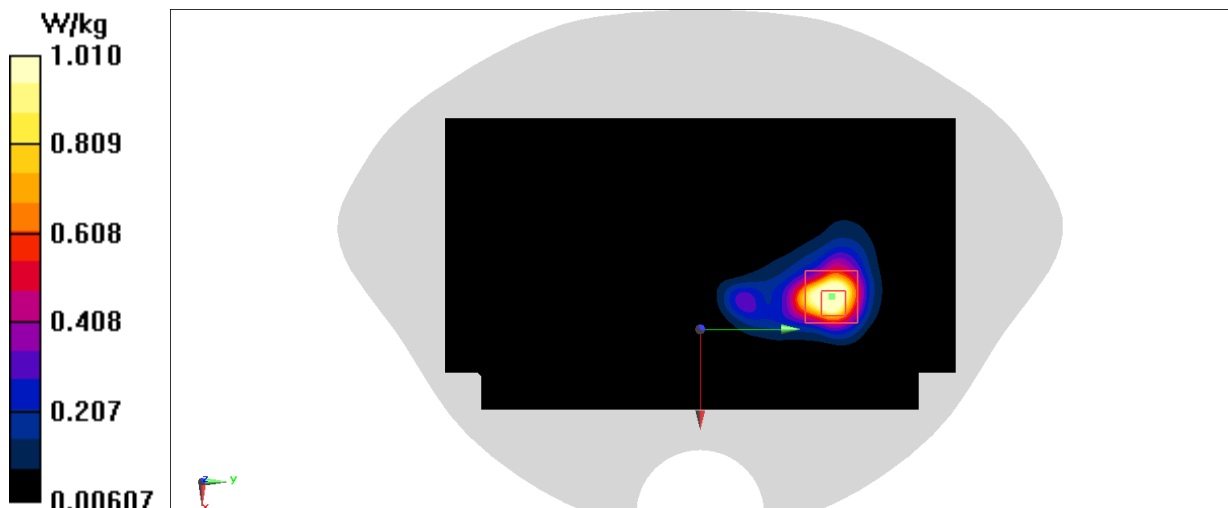
Zoom Scan (5x5x7)/Cube 0: Measurement grid: dx=8mm, dy=8mm, dz=5mm

Reference Value = 4.272 V/m; Power Drift = 0.05 dB

Peak SAR (extrapolated) = 1.69 W/kg

SAR(1 g) = 0.597 W/kg; SAR(10 g) = 0.263 W/kg

Maximum value of SAR (measured) = 1.01 W/kg



WCDMA850 Body

Date: 7/19/2022

Electronics: DAE4 Sn1331

Medium: Head 835M

Medium parameters used: $f = 846.6$ MHz; $\sigma = 0.911$ S/m; $\epsilon_r = 40.878$; $\rho = 1000$ kg/m³

Ambient Temperature: 22.5°C Liquid Temperature: 22.3°C

Communication System: WCDMA850(B5) 846.6 MHz Duty Cycle: 1:1

Probe: EX3DV4 - SN7464 ConvF(9.96, 9.96, 9.96)

Area Scan (81x141x1): Interpolated grid: dx=1.500 mm, dy=1.500 mm

Maximum value of SAR (interpolated) = 1.28 W/kg

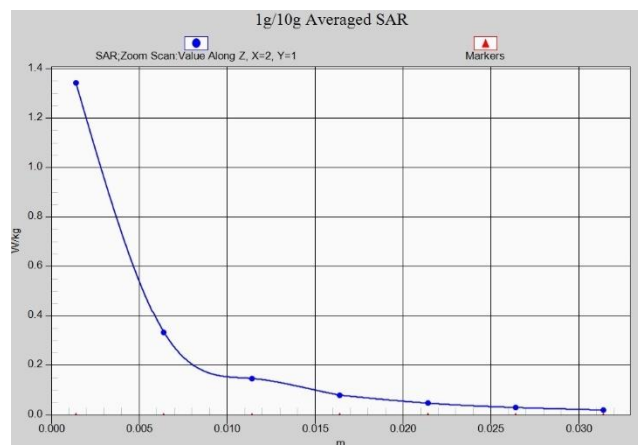
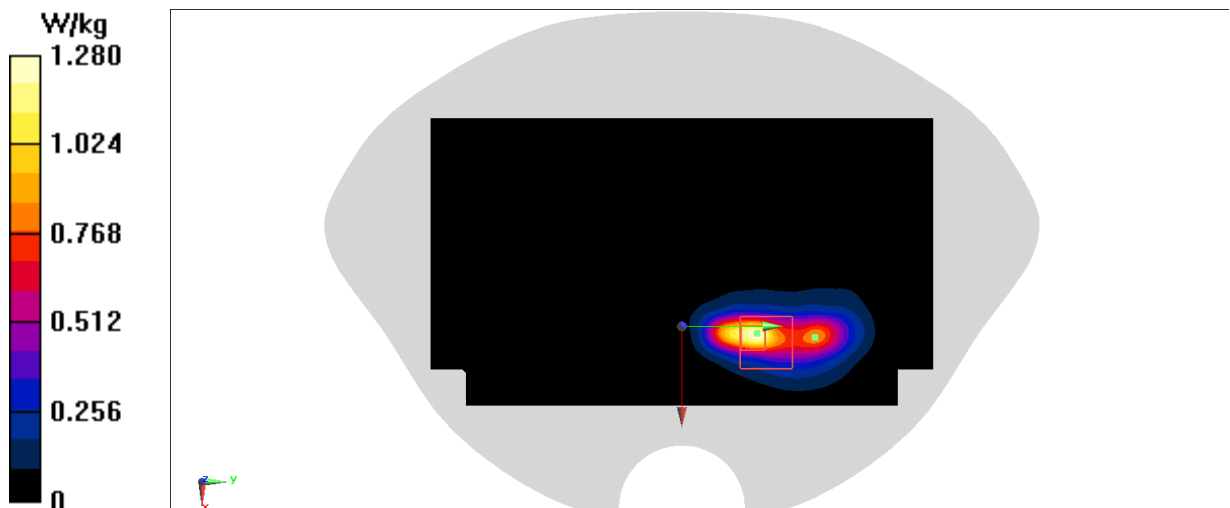
Zoom Scan (5x5x7)/Cube 0: Measurement grid: dx=8mm, dy=8mm, dz=5mm

Reference Value = 6.755 V/m; Power Drift = -0.19 dB

Peak SAR (extrapolated) = 2.17 W/kg

SAR(1 g) = 0.601 W/kg; SAR(10 g) = 0.263 W/kg

Maximum value of SAR (measured) = 1.34 W/kg



WCDMA1700 Body

Date: 7/23/2022

Electronics: DAE4 Sn1331

Medium: Head 1750M

Medium parameters used: $f = 1732.4$ MHz; $\sigma = 1.372$ S/m; $\epsilon_r = 39.718$; $\rho = 1000$ kg/m³

Ambient Temperature: 22.5°C Liquid Temperature: 22.3°C

Communication System: WCDMA1700(B4) 1732.4 MHz Duty Cycle: 1:1

Probe: EX3DV4 - SN7464 ConvF(8.52, 8.52, 8.52)

Area Scan (81x141x1): Interpolated grid: dx=1.500 mm, dy=1.500 mm

Maximum value of SAR (interpolated) = 0.970 W/kg

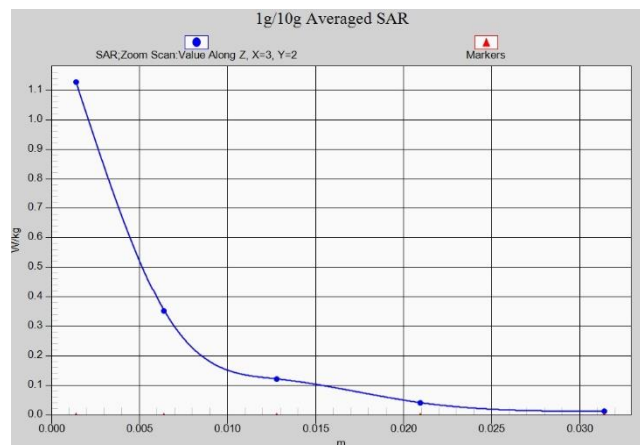
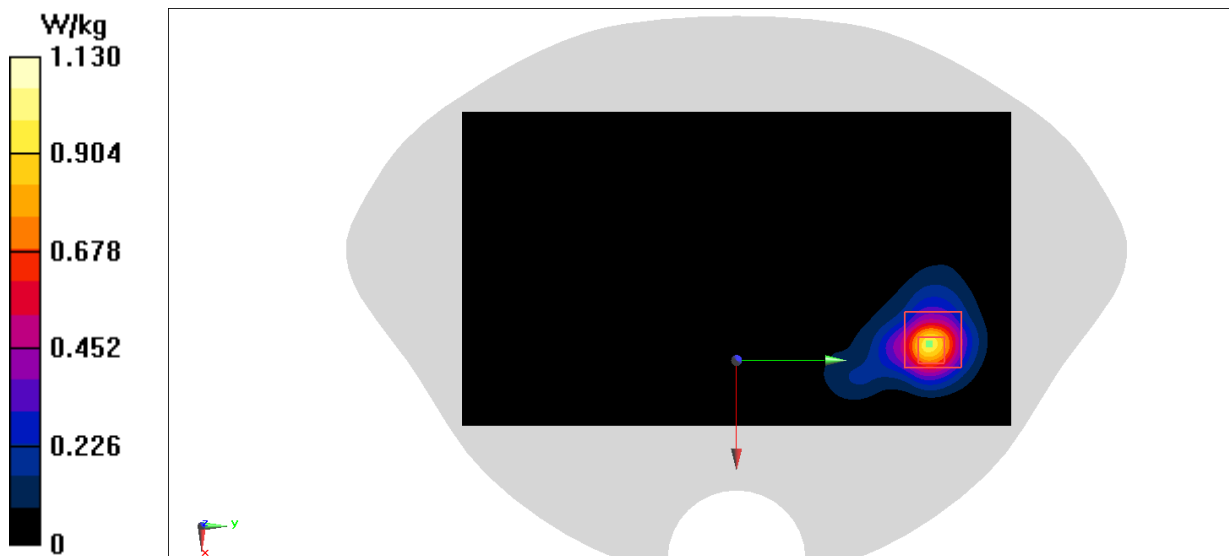
Zoom Scan (7x7x5)/Cube 0: Measurement grid: dx=8mm, dy=8mm, dz=5mm

Reference Value = 0.6410 V/m; Power Drift = 0.03 dB

Peak SAR (extrapolated) = 1.86 W/kg

SAR(1 g) = 0.630 W/kg; SAR(10 g) = 0.280 W/kg

Maximum value of SAR (measured) = 1.13 W/kg



WCDMA1900 Body

Date: 7/24/2022

Electronics: DAE4 Sn1331

Medium: Head 1900M

Medium parameters used: $f = 1880 \text{ MHz}$; $\sigma = 1.412 \text{ S/m}$; $\epsilon_r = 40.312$; $\rho = 1000 \text{ kg/m}^3$

Ambient Temperature: 22.5°C Liquid Temperature: 22.3°C

Communication System: WCDMA1900(B2) 1880 MHz Duty Cycle: 1:1

Probe: EX3DV4 - SN7464 ConvF(8.18, 8.18, 8.18)

Area Scan (81x141x1): Interpolated grid: $dx=1.500 \text{ mm}$, $dy=1.500 \text{ mm}$

Maximum value of SAR (interpolated) = 1.14 W/kg

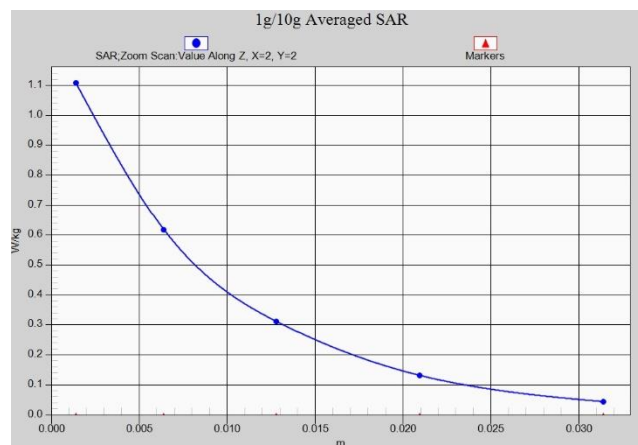
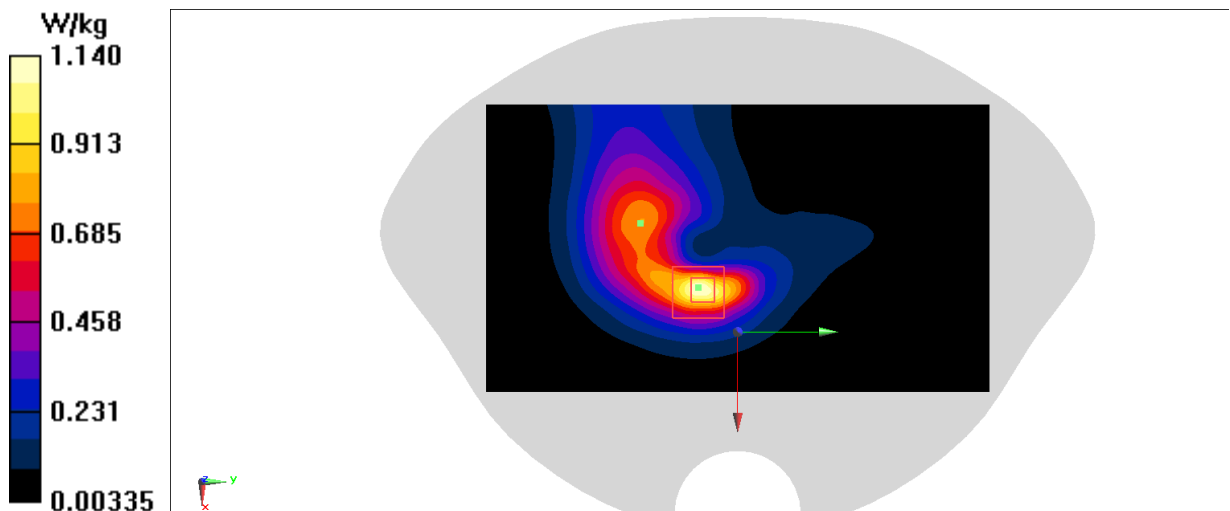
Zoom Scan (5x5x5)/Cube 0: Measurement grid: $dx=8\text{mm}$, $dy=8\text{mm}$, $dz=5\text{mm}$

Reference Value = 20.99 V/m ; Power Drift = -0.19 dB

Peak SAR (extrapolated) = 1.34 W/kg

SAR(1 g) = 0.732 W/kg ; SAR(10 g) = 0.385 W/kg

Maximum value of SAR (measured) = 1.11 W/kg



LTE Band2 Body

Date: 7/24/2022

Electronics: DAE4 Sn1331

Medium: Head 1900M

Medium parameters used: $f = 1880$ MHz; $\sigma = 1.412$ S/m; $\epsilon_r = 40.312$; $\rho = 1000$ kg/m³

Ambient Temperature: 22.5°C Liquid Temperature: 22.3°C

Communication System: LTE Band2 (0) Frequency: 1880 MHz Duty Cycle: 1:1

Probe: EX3DV4 - SN7464 ConvF(8.18, 8.18, 8.18)

Area Scan (41x151x1): Interpolated grid: dx=1.500 mm, dy=1.500 mm

Maximum value of SAR (interpolated) = 1.13 W/kg

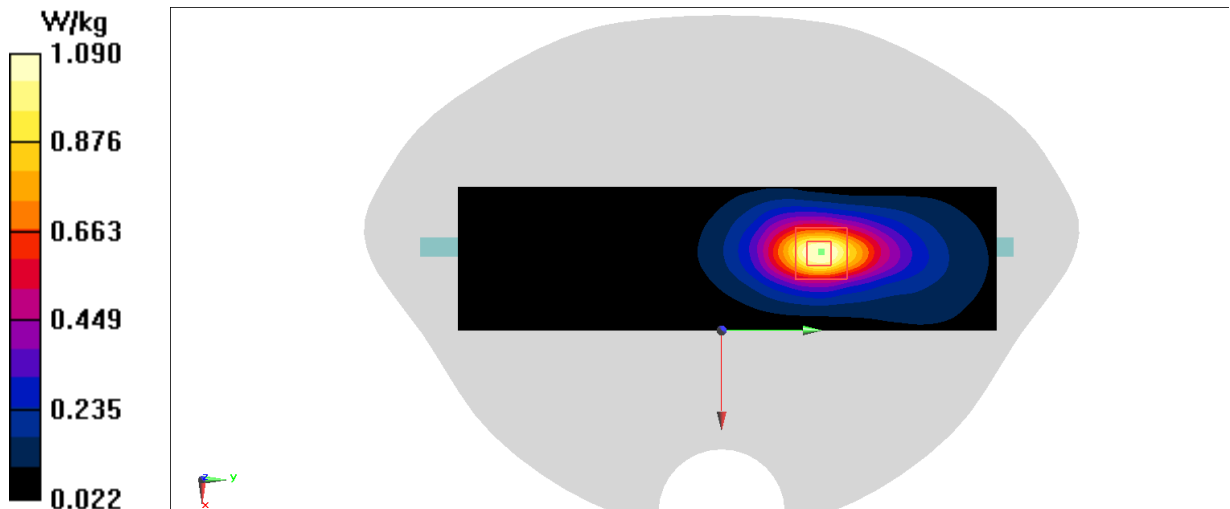
Zoom Scan (5x5x5)/Cube 0: Measurement grid: dx=8mm, dy=8mm, dz=5mm

Reference Value = 10.03 V/m; Power Drift = -0.07 dB

Peak SAR (extrapolated) = 1.32 W/kg

SAR(1 g) = 0.754 W/kg; SAR(10 g) = 0.415 W/kg

Maximum value of SAR (measured) = 1.09 W/kg



LTE Band4 Body

Date: 7/23/2022

Electronics: DAE4 Sn1331

Medium: Head 1750M

Medium parameters used: $f = 1745$ MHz; $\sigma = 1.379$ S/m; $\epsilon_r = 39.699$; $\rho = 1000$ kg/m³

Ambient Temperature: 22.5°C Liquid Temperature: 22.3°C

Communication System: LTE Band4 1745 MHz Duty Cycle: 1:1

Probe: EX3DV4 - SN3617 ConvF(8.52, 8.52, 8.52)

Area Scan (81x141x1): Interpolated grid: dx=1.500 mm, dy=1.500 mm

Maximum value of SAR (interpolated) = 0.729 W/kg

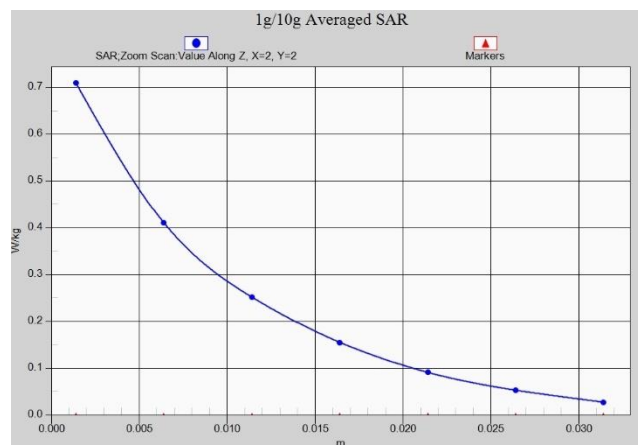
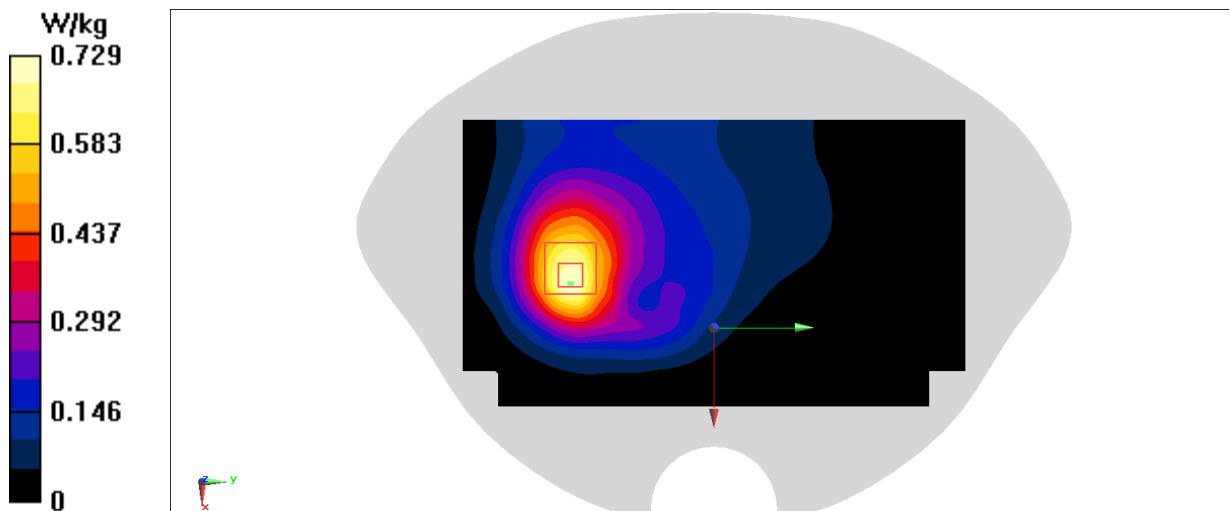
Zoom Scan (6x5x7)/Cube 0: Measurement grid: dx=8mm, dy=8mm, dz=5mm

Reference Value = 10.55 V/m; Power Drift = -0.01 dB

Peak SAR (extrapolated) = 0.858 W/kg

SAR(1 g) = 0.501 W/kg; SAR(10 g) = 0.300 W/kg

Maximum value of SAR (measured) = 0.709 W/kg



LTE Band5 Body

Date: 7/19/2022

Electronics: DAE4 Sn1331

Medium: Head 835M

Medium parameters used: $f = 844 \text{ MHz}$; $\sigma = 0.91 \text{ S/m}$; $\epsilon_r = 40.876$; $\rho = 1000 \text{ kg/m}^3$

Ambient Temperature: 22.5°C Liquid Temperature: 22.3°C

Communication System: LTE Band5 844 MHz Duty Cycle: 1:1

Probe: EX3DV4 - SN7464 ConvF(9.96, 9.96, 9.96)

Area Scan (81x141x1): Interpolated grid: $dx=1.500 \text{ mm}$, $dy=1.500 \text{ mm}$

Maximum value of SAR (interpolated) = 0.672 W/kg

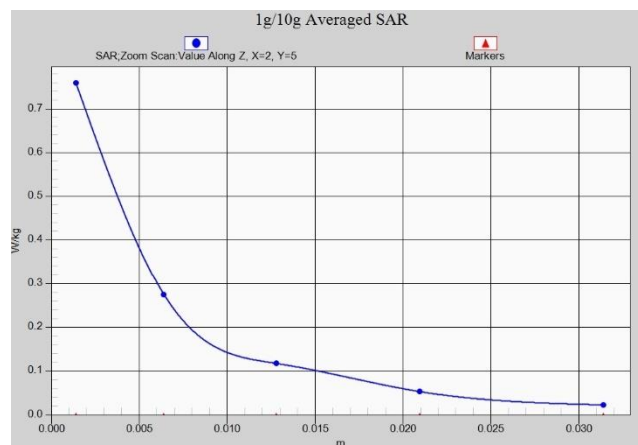
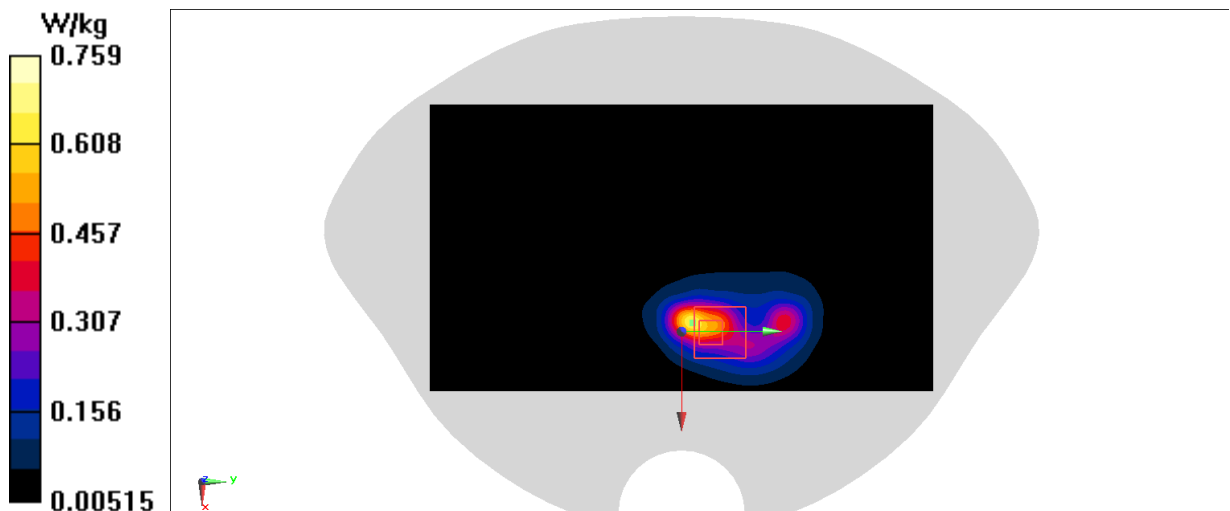
Zoom Scan (6x6x5)/Cube 0: Measurement grid: $dx=8\text{mm}$, $dy=8\text{mm}$, $dz=5\text{mm}$

Reference Value = 7.963 V/m ; Power Drift = -0.02 dB

Peak SAR (extrapolated) = 1.38 W/kg

SAR(1 g) = 0.420 W/kg ; SAR(10 g) = 0.192 W/kg

Maximum value of SAR (measured) = 0.759 W/kg



LTE Band7 Body

Date: 7/28/2022

Electronics: DAE4 Sn1331

Medium: Head 2600M

Medium parameters used: $f = 2560$ MHz; $\sigma = 2.04$ S/m; $\epsilon_r = 41.681$; $\rho = 1000$ kg/m³

Ambient Temperature: 22.5°C Liquid Temperature: 22.3°C

Communication System: LTE Band7 2560 MHz Duty Cycle: 1:1

Probe: EX3DV4 - SN7464 ConvF(7.64, 7.64, 7.64)

Area Scan (101x171x1): Interpolated grid: dx=1.200 mm, dy=1.200 mm

Maximum value of SAR (interpolated) = 1.08 W/kg

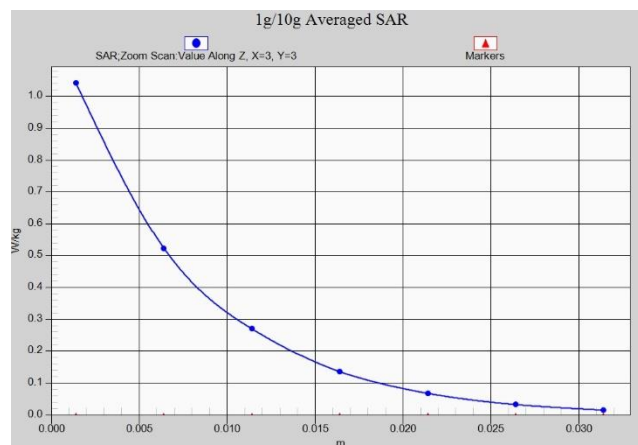
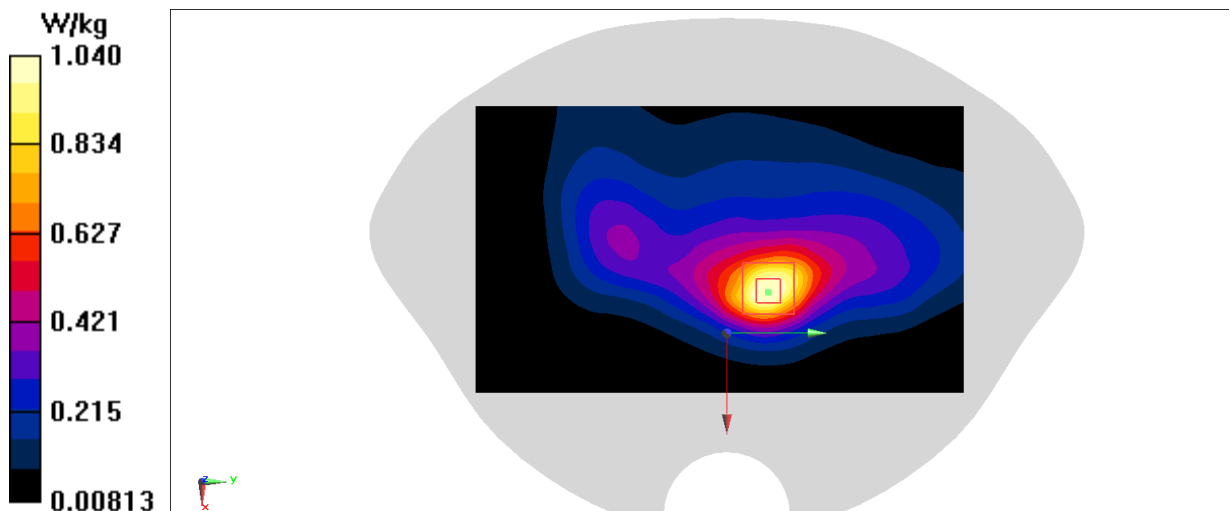
Zoom Scan (7x7x7)/Cube 0: Measurement grid: dx=5mm, dy=5mm, dz=5mm

Reference Value = 17.67 V/m; Power Drift = 0.03 dB

Peak SAR (extrapolated) = 1.30 W/kg

SAR(1 g) = 0.667 W/kg; SAR(10 g) = 0.346 W/kg

Maximum value of SAR (measured) = 1.04 W/kg



LTE Band12 Body

Date: 7/18/2022

Electronics: DAE4 Sn1331

Medium: Head 750M

Medium parameters used: $f = 707.5$ MHz; $\sigma = 0.865$ S/m; $\epsilon_r = 41.633$; $\rho = 1000$ kg/m³

Ambient Temperature: 22.5°C Liquid Temperature: 22.3°C

Communication System: LTE Band12 707.5 MHz Duty Cycle: 1:1

Probe: EX3DV4 - SN7464 ConvF(10.26, 10.26, 10.26)

Area Scan (81x141x1): Interpolated grid: dx=1.500 mm, dy=1.500 mm

Maximum value of SAR (interpolated) = 0.775 W/kg

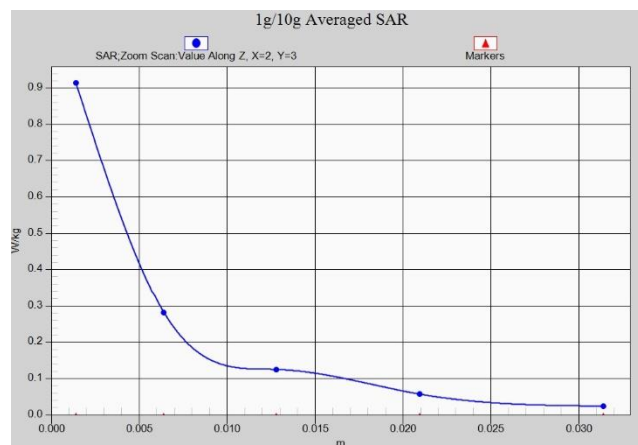
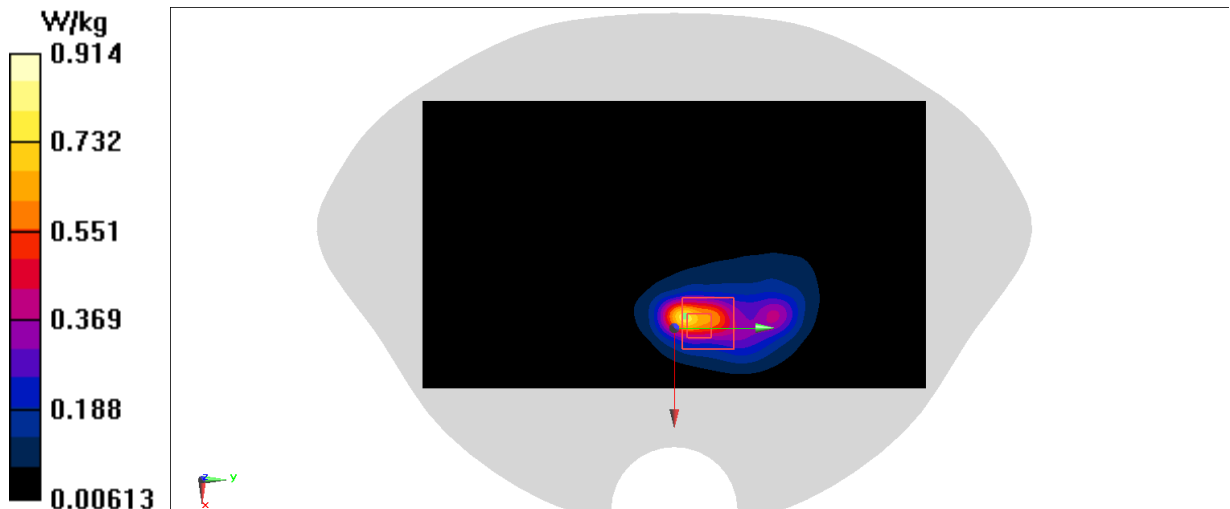
Zoom Scan (6x6x5)/Cube 0: Measurement grid: dx=8mm, dy=8mm, dz=5mm

Reference Value = 9.165 V/m; Power Drift = -0.06 dB

Peak SAR (extrapolated) = 1.66 W/kg

SAR(1 g) = 0.454 W/kg; SAR(10 g) = 0.203 W/kg

Maximum value of SAR (measured) = 0.914 W/kg



LTE Band41 Body

Date: 7/28/2022

Electronics: DAE4 Sn1331

Medium: Head 2600M

Medium parameters used: $f = 2595 \text{ MHz}$; $\sigma = 1.956 \text{ S/m}$; $\epsilon_r = 39.584$; $\rho = 1000 \text{ kg/m}^3$

Ambient Temperature: 22.5°C Liquid Temperature: 22.3°C

Communication System: LTE Band41 2595 MHz Duty Cycle: 1:1.5787

Probe: EX3DV4 - SN3617 ConvF(7.64, 7.64, 7.64)

Area Scan (101x171x1): Interpolated grid: $dx=1.200 \text{ mm}$, $dy=1.200 \text{ mm}$

Maximum value of SAR (interpolated) = 1.81 W/kg

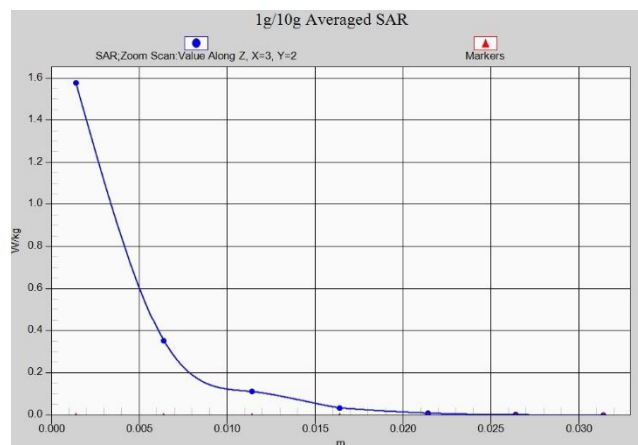
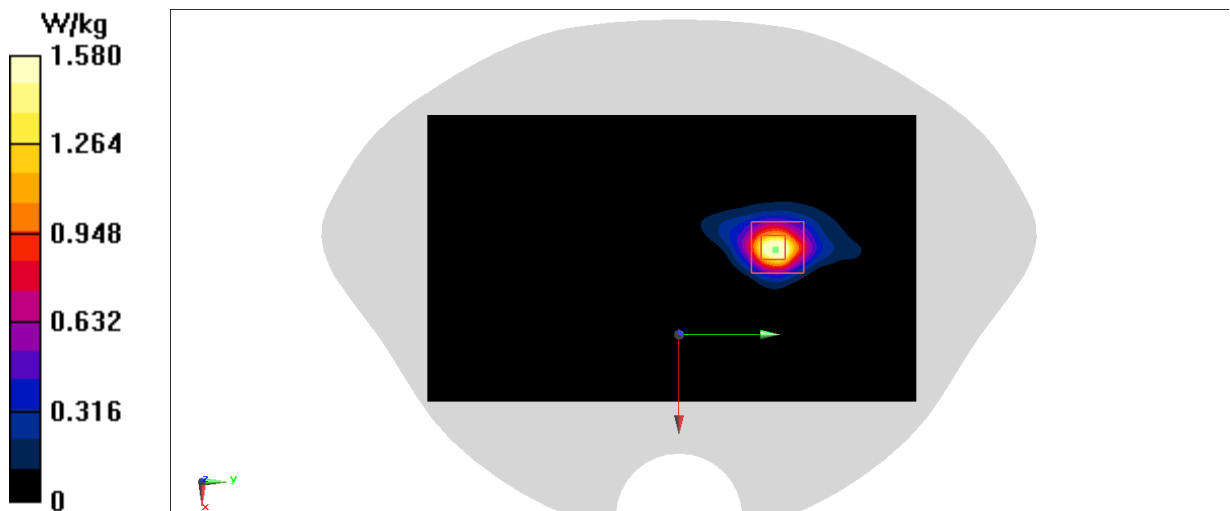
Zoom Scan (7x7x7)/Cube 0: Measurement grid: $dx=5\text{mm}$, $dy=5\text{mm}$, $dz=5\text{mm}$

Reference Value = 5.26 V/m ; Power Drift = 0.01 dB

Peak SAR (extrapolated) = 2.65 W/kg

SAR(1 g) = 0.716 W/kg ; SAR(10 g) = 0.265 W/kg

Maximum value of SAR (measured) = 1.58 W/kg



LTE Band66 Body

Date: 7/23/2022

Electronics: DAE4 Sn1331

Medium: Head 1750M

Medium parameters used: $f = 1745 \text{ MHz}$; $\sigma = 1.379 \text{ S/m}$; $\epsilon_r = 39.699$; $\rho = 1000 \text{ kg/m}^3$

Ambient Temperature: 22.5°C Liquid Temperature: 22.3°C

Communication System: LTE Band66 1745 MHz Duty Cycle: 1:1

Probe: EX3DV4 - SN7464 ConvF(8.52, 8.52, 8.52)

Area Scan (81x141x1): Interpolated grid: $dx=1.500 \text{ mm}$, $dy=1.500 \text{ mm}$

Maximum value of SAR (interpolated) = 1.41 W/kg

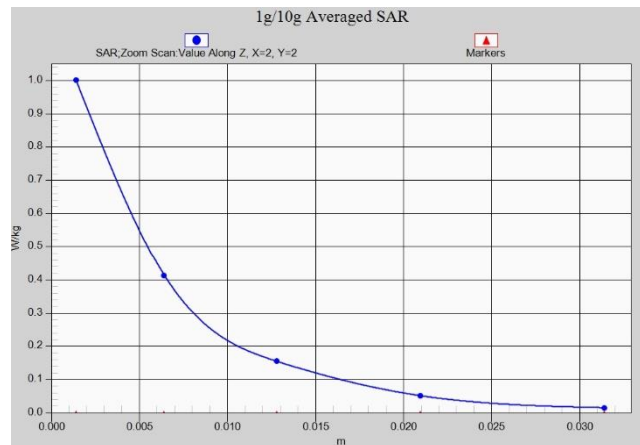
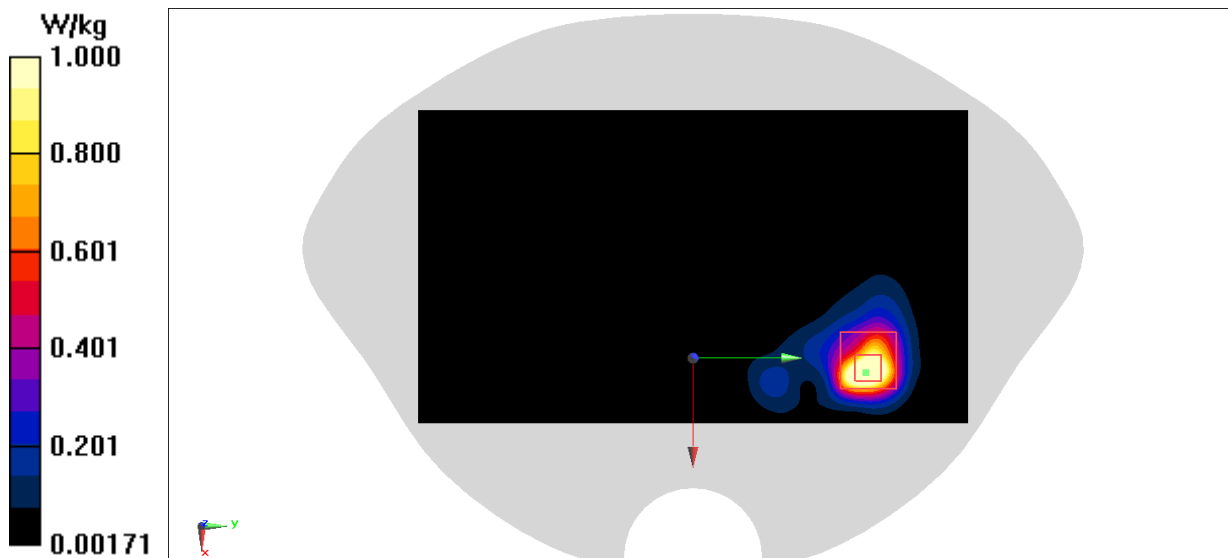
Zoom Scan (5x5x5)/Cube 0: Measurement grid: $dx=8\text{mm}$, $dy=8\text{mm}$, $dz=5\text{mm}$

Reference Value = 0.9200 V/m ; Power Drift = 0.18 dB

Peak SAR (extrapolated) = 1.45 W/kg

SAR(1 g) = 0.577 W/kg ; SAR(10 g) = 0.266 W/kg

Maximum value of SAR (measured) = 1.00 W/kg



WLAN 2.4G 11b 1M Body

Date: 7/15/2022

Electronics: DAE4 Sn1331

Medium: Head 2450M

Medium parameters used: $f = 2412 \text{ MHz}$; $\sigma = 1.794 \text{ S/m}$; $\epsilon_r = 39.627$; $\rho = 1000 \text{ kg/m}^3$

Ambient Temperature: 22.5°C Liquid Temperature: 22.3°C

Communication System: wifi 2450 2412 MHz Duty Cycle: 1:1

Probe: EX3DV4 - SN7464 ConvF(7.77, 7.77, 7.77)

Area Scan (101x171x1): Interpolated grid: $dx=1.200 \text{ mm}$, $dy=1.200 \text{ mm}$

Maximum value of SAR (interpolated) = 1.03 W/kg

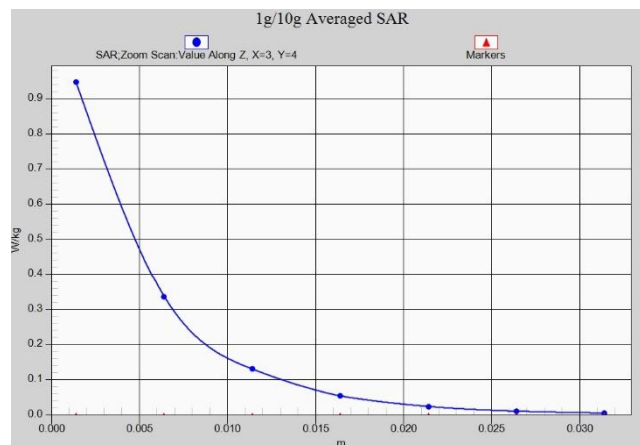
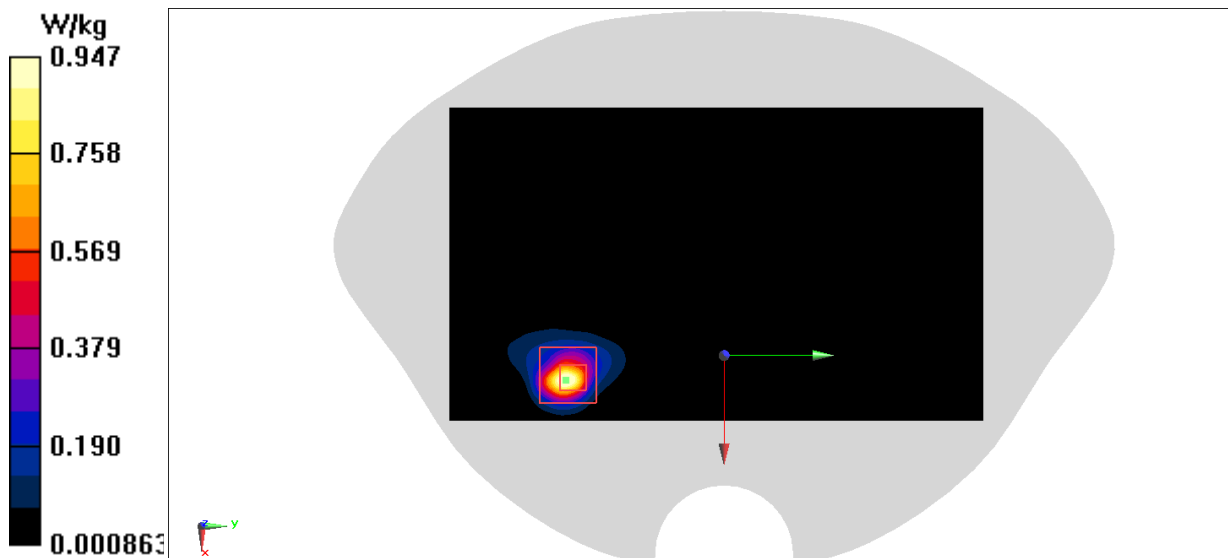
Zoom Scan (7x7x7)/Cube 0: Measurement grid: $dx=5\text{mm}$, $dy=5\text{mm}$, $dz=5\text{mm}$

Reference Value = 0 V/m ; Power Drift = 0.12 dB

Peak SAR (extrapolated) = 1.42 W/kg

SAR(1 g) = 0.449 W/kg ; SAR(10 g) = 0.159 W/kg

Maximum value of SAR (measured) = 0.947 W/kg



WLAN 5G 11ac 80M MCS0 Body

Date: 8/4/2022

Electronics: DAE4 Sn1331

Medium: Head 5750M

Medium parameters used: $f = 5775$ MHz; $\sigma = 5.354$ S/m; $\epsilon_r = 35.101$; $\rho = 1000$ kg/m³

Ambient Temperature: 22.5°C Liquid Temperature: 22.3°C

Communication System: WIFI 5G 5775 MHz Duty Cycle: 1:1

Probe: EX3DV4 - SN7464 ConvF(4.85, 4.85, 4.85);

Area Scan (121x211x1): Interpolated grid: dx=1.000 mm, dy=1.000 mm

Maximum value of SAR (interpolated) = 1.52 W/kg

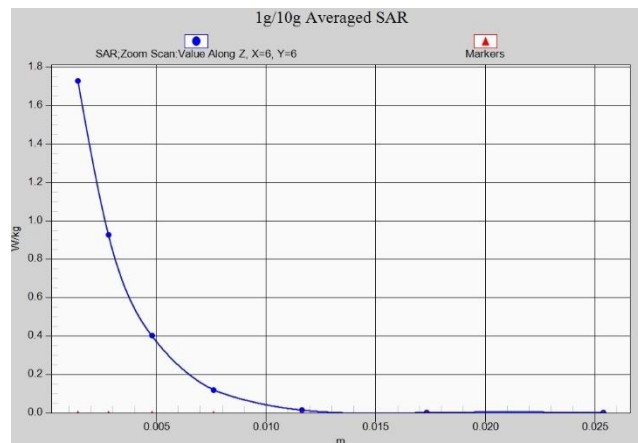
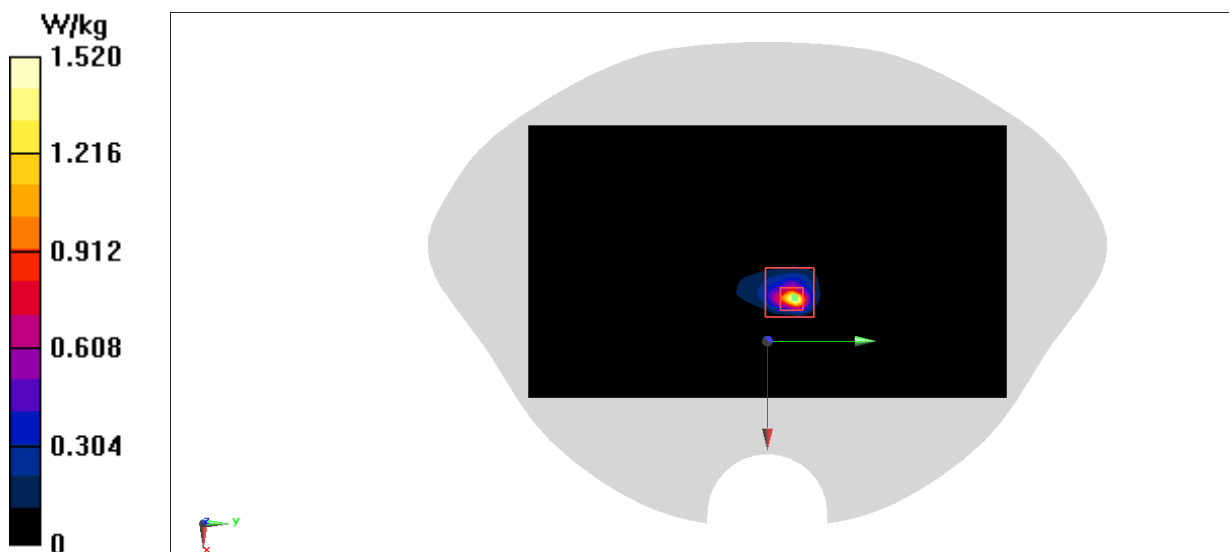
Zoom Scan (11x10x7) /Cube 0: Measurement grid: dx=4mm, dy=4mm, dz=1.4mm

Reference Value = 8.096 V/m; Power Drift = -0.15 dB

Peak SAR (extrapolated) = 3.68 W/kg

SAR(1 g) = 0.456 W/kg; SAR(10 g) = 0.093 W/kg

Maximum value of SAR (measured) = 1.73 W/kg



BT 2-DH5 Body

Date: 8/5/2022

Electronics: DAE4 Sn1331

Medium: Head 2450M

Medium parameters used: $f = 2480$ MHz; $\sigma = 1.845$ S/m; $\epsilon_r = 39.482$; $\rho = 1000$ kg/m³

Ambient Temperature: 22.5°C Liquid Temperature: 22.3°C

Communication System: BT 2480 MHz Duty Cycle: 1:1

Probe: EX3DV4 - SN7464 ConvF(7.77, 7.77, 7.77)

Area Scan (101x171x1): Interpolated grid: dx=1.200 mm, dy=1.200 mm

Maximum value of SAR (interpolated) = 0.234 W/kg

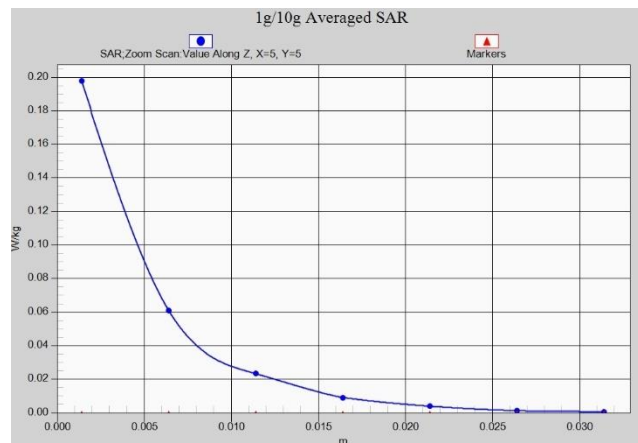
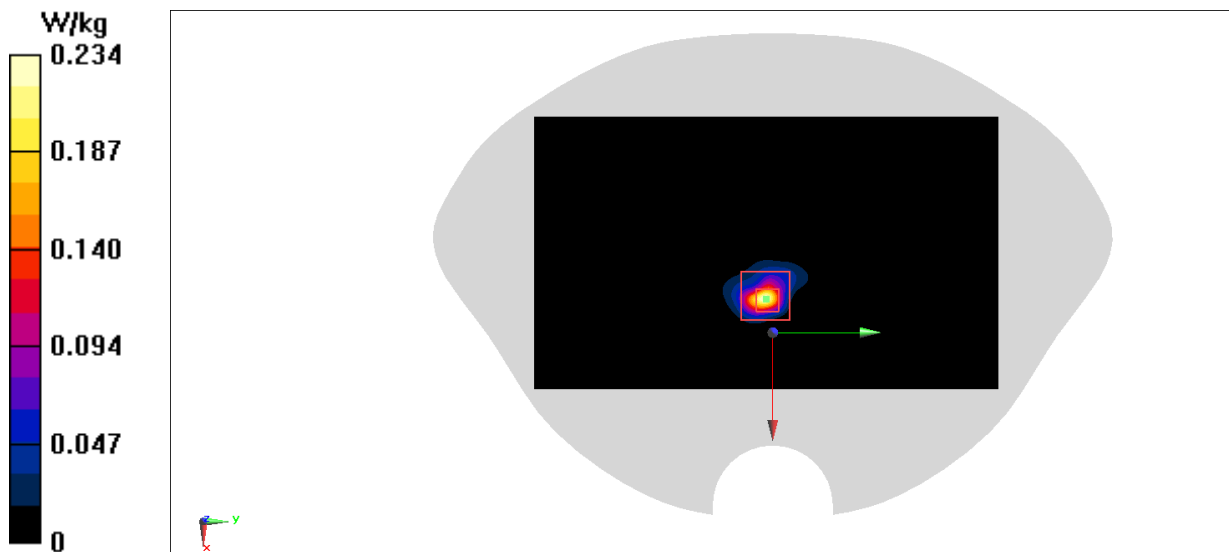
Zoom Scan (9x9x7) /Cube 0: Measurement grid: dx=5mm, dy=5mm, dz=5mm

Reference Value = 5.281 V/m; Power Drift = -0.13 dB

Peak SAR (extrapolated) = 0.275 W/kg

SAR(1 g) = 0.083 W/kg; SAR(10 g) = 0.028 W/kg

Maximum value of SAR (measured) = 0.198 W/kg



ANNEX B System Verification Results

750 MHz

Date: 7/18/2022

Electronics: DAE4 Sn1331

Medium: Head 750 MHz

Medium parameters used: $f = 750$ MHz; $\sigma = 0.885$ mho/m; $\epsilon_r = 41.47$; $\rho = 1000$ kg/m³

Ambient Temperature: 22.5°C Liquid Temperature: 22.3°C

Communication System: CW Frequency: 750 MHz Duty Cycle: 1:1

Probe: EX3DV4 – SN7464 ConvF(10.26,10.26,10.26)

System Validation /Area Scan (81x191x1): Interpolated grid: $dx=1.000$ mm, $dy=1.000$ mm

Reference Value = 60.66 V/m; Power Drift = 0.08

Fast SAR: SAR(1 g) = 2.13 W/kg; SAR(10 g) = 1.41 W/kg

Maximum value of SAR (interpolated) = 2.83 W/kg

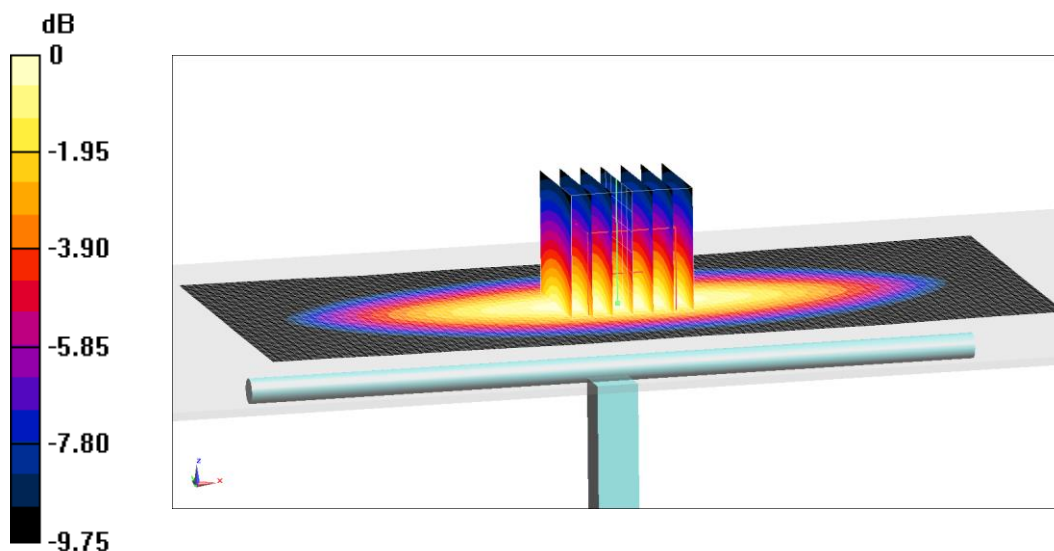
System Validation /Zoom Scan (7x7x7)/Cube 0: Measurement grid: $dx=5$ mm, $dy=5$ mm, $dz=5$ mm

Reference Value =60.66 V/m; Power Drift = 0.08 dB

Peak SAR (extrapolated) = 3.26 W/kg

SAR(1 g) = 2.17 W/kg; SAR(10 g) = 1.39 W/kg

Maximum value of SAR (measured) = 2.79 W/kg



0 dB = 2.79 W/kg = 4.46 dB W/kg

Fig.B.1 validation 750 MHz 250mW

835 MHz

Date: 7/19/2022

Electronics: DAE4 Sn1331

Medium: Head 835 MHz

Medium parameters used: $f = 835 \text{ MHz}$; $\sigma = 0.906 \text{ mho/m}$; $\epsilon_r = 40.87$; $\rho = 1000 \text{ kg/m}^3$

Ambient Temperature: 22.5°C Liquid Temperature: 22.3°C

Communication System: CW Frequency: 835 MHz Duty Cycle: 1:1

Probe: EX3DV4 – SN7464 ConvF(9.96,9.96,9.96)

System Validation /Area Scan (81x191x1): Interpolated grid: $dx=1.000 \text{ mm}$, $dy=1.000 \text{ mm}$

Reference Value = 63.46 V/m ; Power Drift = -0.07

Fast SAR: SAR(1 g) = 2.35 W/kg ; SAR(10 g) = 1.57 W/kg

Maximum value of SAR (interpolated) = 3.06 W/kg

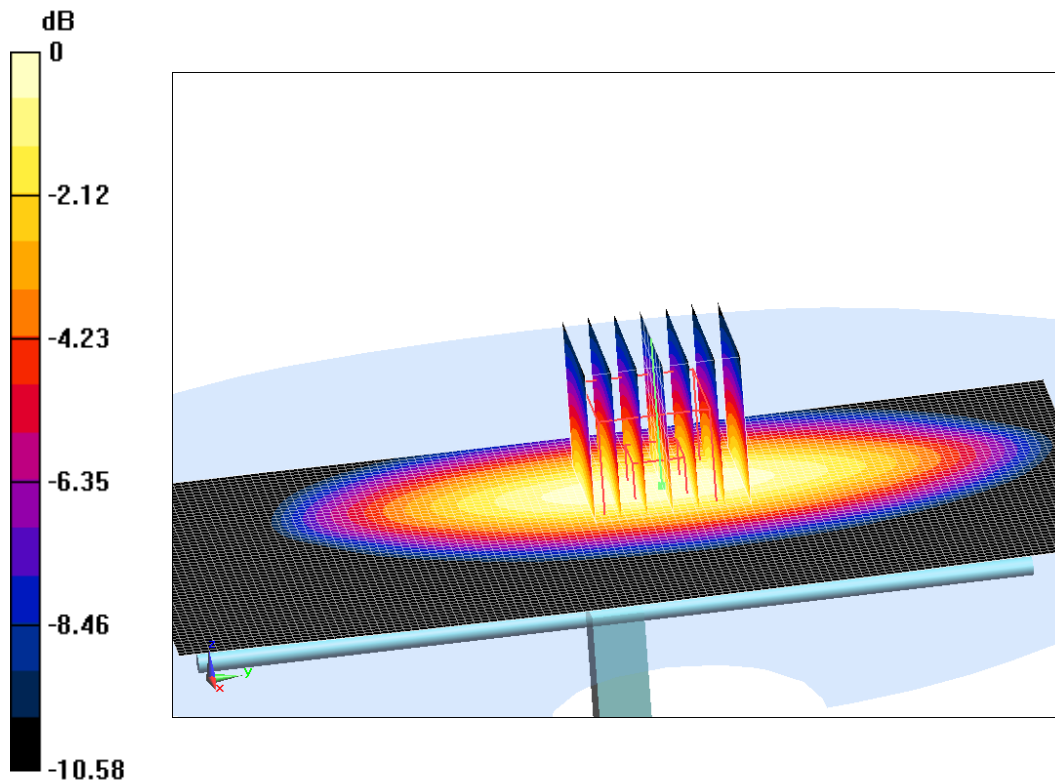
System Validation /Zoom Scan (7x7x7)/Cube 0: Measurement grid: $dx=5\text{mm}$, $dy=5\text{mm}$, $dz=5\text{mm}$

Reference Value = 63.46 V/m ; Power Drift = -0.07 dB

Peak SAR (extrapolated) = 3.6 W/kg

SAR(1 g) = 2.38 W/kg ; SAR(10 g) = 1.6 W/kg

Maximum value of SAR (measured) = 3.27 W/kg



$0 \text{ dB} = 3.27 \text{ W/kg} = 5.15 \text{ dB W/kg}$

Fig.B.2 validation 835 MHz 250mW

1750 MHz

Date: 7/23/2022

Electronics: DAE4 Sn1331

Medium: Head 1750 MHz

Medium parameters used: $f = 1750$ MHz; $\sigma = 1.384$ mho/m; $\epsilon_r = 39.69$; $\rho = 1000$ kg/m³

Ambient Temperature: 22.5°C Liquid Temperature: 22.3°C

Communication System: CW Frequency: 1750 MHz Duty Cycle: 1:1

Probe: EX3DV4 – SN7464 ConvF(8.52,8.52,8.52)

System Validation /Area Scan (81x191x1): Interpolated grid: dx=1.000 mm, dy=1.000 mm

Reference Value = 107.66 V/m; Power Drift = -0.02

Fast SAR: SAR(1 g) = 9.06 W/kg; SAR(10 g) = 4.79 W/kg

Maximum value of SAR (interpolated) = 13.95 W/kg

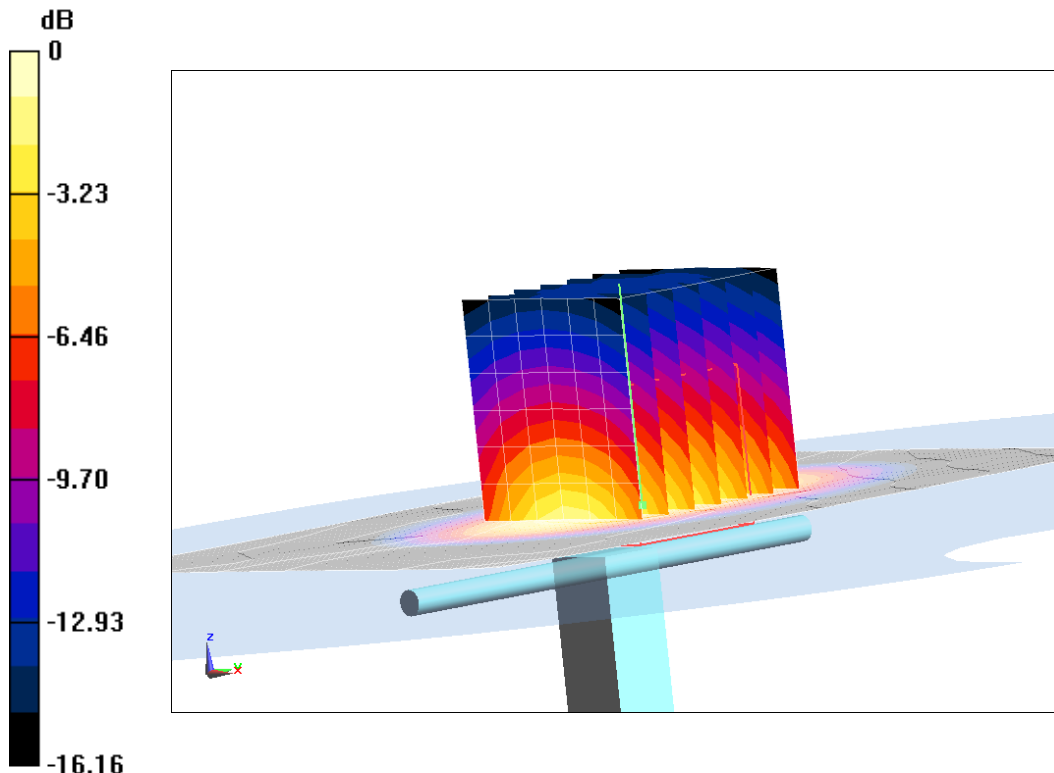
System Validation /Zoom Scan (7x7x7)/Cube 0: Measurement grid: dx=5mm, dy=5mm, dz=5mm

Reference Value =107.66 V/m; Power Drift = -0.02 dB

Peak SAR (extrapolated) = 16.39 W/kg

SAR(1 g) = 9.11 W/kg; SAR(10 g) = 4.87 W/kg

Maximum value of SAR (measured) = 13.72 W/kg



0 dB = 13.72 W/kg = 11.37 dB W/kg

Fig.B.3 validation 1750 MHz 250mW

1900 MHz

Date: 7/24/2022

Electronics: DAE4 Sn1331

Medium: Head 1900 MHz

Medium parameters used: $f = 1900$ MHz; $\sigma = 1.427$ mho/m; $\epsilon_r = 40.25$; $\rho = 1000$ kg/m³

Ambient Temperature: 22.5°C Liquid Temperature: 22.3°C

Communication System: CW Frequency: 1900 MHz Duty Cycle: 1:1

Probe: EX3DV4 – SN7464 ConvF(8.18,8.18,8.18)

System Validation /Area Scan (81x191x1): Interpolated grid: dx=1.000 mm, dy=1.000 mm

Reference Value = 107.41 V/m; Power Drift = 0.05

Fast SAR: SAR(1 g) = 9.95 W/kg; SAR(10 g) = 5.15 W/kg

Maximum value of SAR (interpolated) = 15.46 W/kg

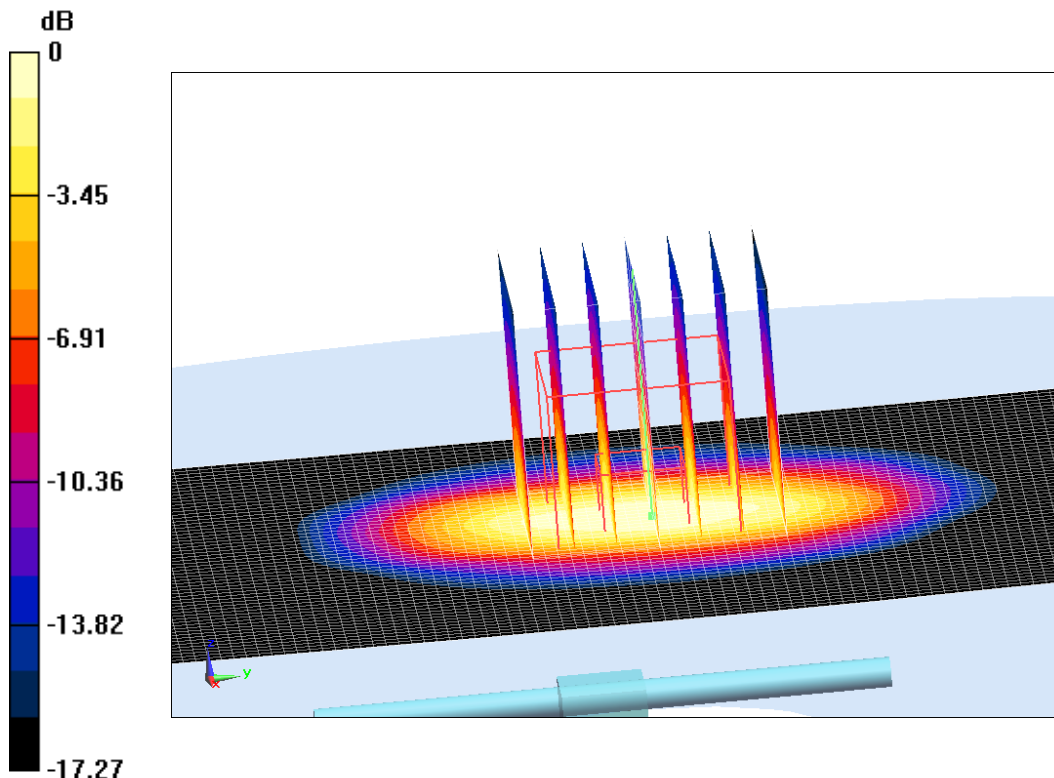
System Validation /Zoom Scan (7x7x7)/Cube 0: Measurement grid: dx=5mm, dy=5mm, dz=5mm

Reference Value =107.41 V/m; Power Drift = 0.05 dB

Peak SAR (extrapolated) = 17.52 W/kg

SAR(1 g) = 9.99 W/kg; SAR(10 g) = 5.21 W/kg

Maximum value of SAR (measured) = 14.61 W/kg



0 dB = 14.61 W/kg = 11.65 dB W/kg

Fig.B.4 validation 1900 MHz 250mW

2450 MHz

Date: 7/27/2022

Electronics: DAE4 Sn1331

Medium: Head 2450 MHz

Medium parameters used: $f = 2450$ MHz; $\sigma = 1.825$ mho/m; $\epsilon_r = 39.55$; $\rho = 1000$ kg/m³

Ambient Temperature: 22.5°C Liquid Temperature: 22.3°C

Communication System: CW Frequency: 2450 MHz Duty Cycle: 1:1

Probe: EX3DV4 – SN7464 ConvF(7.77,7.77,7.77)

System Validation /Area Scan (81x191x1): Interpolated grid: dx=1.000 mm, dy=1.000 mm

Reference Value = 117.51 V/m; Power Drift = 0.02

Fast SAR: SAR(1 g) = 13.38 W/kg; SAR(10 g) = 6.25 W/kg

Maximum value of SAR (interpolated) = 22.07 W/kg

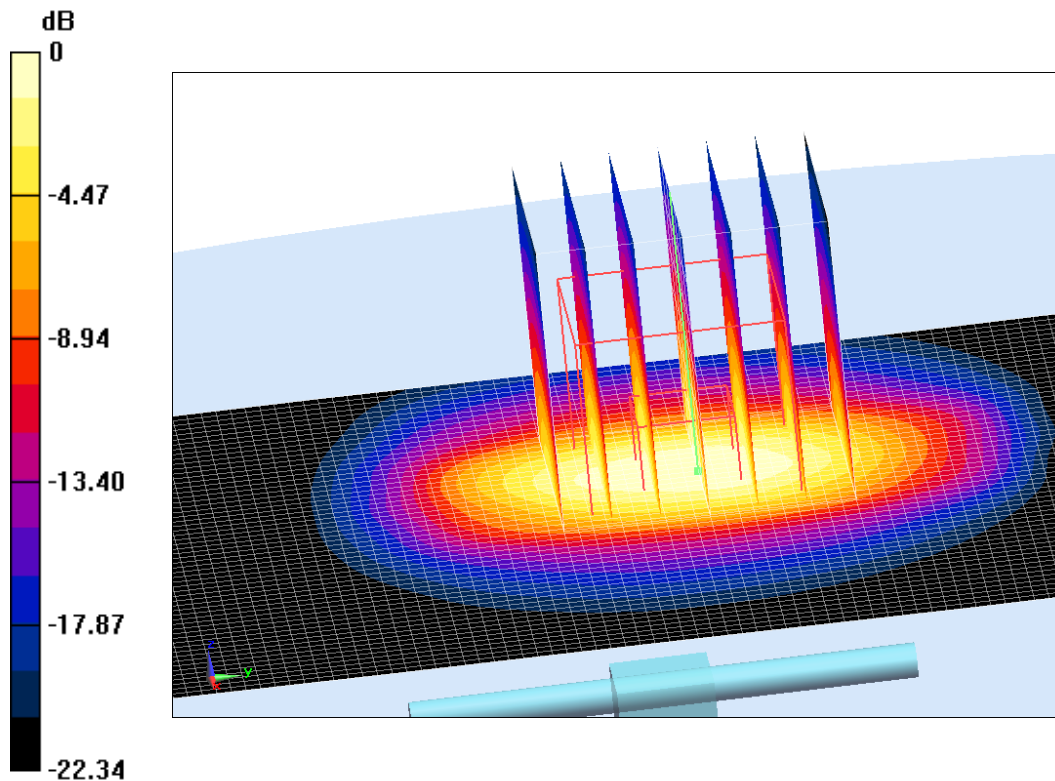
System Validation /Zoom Scan (7x7x7)/Cube 0: Measurement grid: dx=5mm, dy=5mm, dz=5mm

Reference Value =117.51 V/m; Power Drift = 0.02 dB

Peak SAR (extrapolated) = 26.09 W/kg

SAR(1 g) = 13.44 W/kg; SAR(10 g) = 6.28W/kg

Maximum value of SAR (measured) = 21.19 W/kg



0 dB = 21.19 W/kg = 13.26 dB W/kg

Fig.B.5 validation 2450 MHz 250mW

2600 MHz

Date: 7/28/2022

Electronics: DAE4 Sn1331

Medium: Head 2600 MHz

Medium parameters used: $f = 2600$ MHz; $\sigma = 1.96$ mho/m; $\epsilon_r = 39.56$; $\rho = 1000$ kg/m³

Ambient Temperature: 22.5°C Liquid Temperature: 22.3°C

Communication System: CW Frequency: 2600 MHz Duty Cycle: 1:1

Probe: EX3DV4 – SN7464 ConvF(7.64,7.64,7.64)

System Validation /Area Scan (81x191x1): Interpolated grid: dx=1.000 mm, dy=1.000 mm

Reference Value = 119.38 V/m; Power Drift = 0.07

Fast SAR: SAR(1 g) = 14.42 W/kg; SAR(10 g) = 6.32 W/kg

Maximum value of SAR (interpolated) = 24.51 W/kg

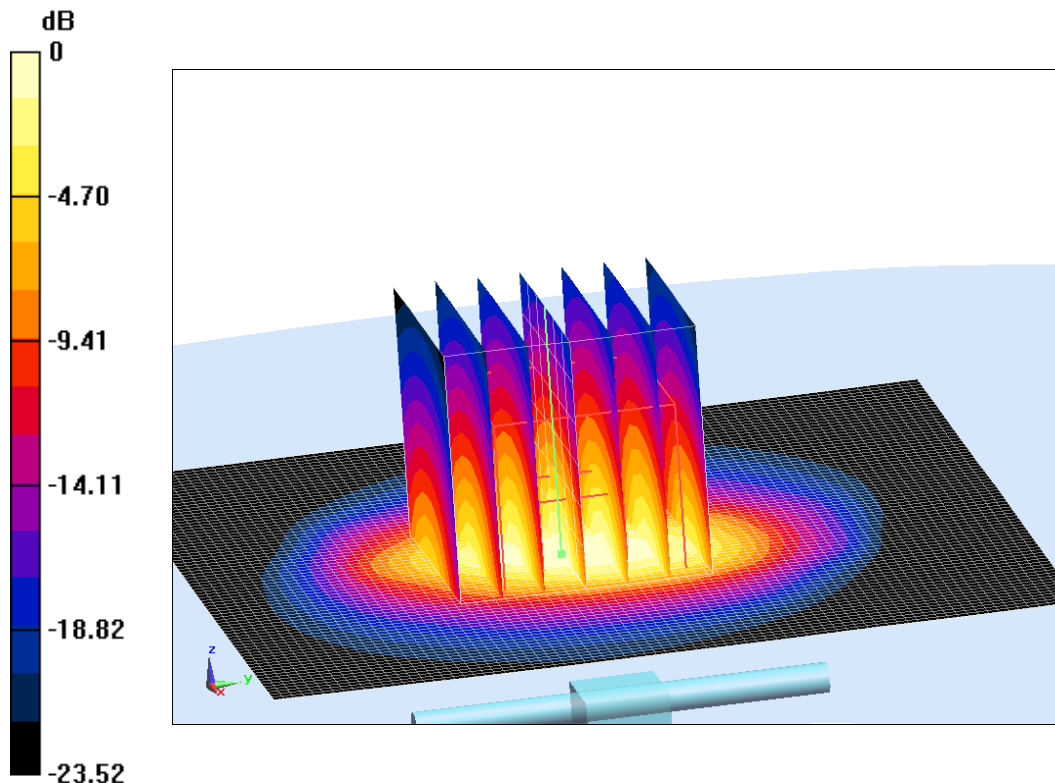
System Validation /Zoom Scan (7x7x7)/Cube 0: Measurement grid: dx=5mm, dy=5mm, dz=5mm

Reference Value = 119.38 V/m; Power Drift = 0.07 dB

Peak SAR (extrapolated) = 28.68 W/kg

SAR(1 g) = 14.46 W/kg; SAR(10 g) = 6.35 W/kg

Maximum value of SAR (measured) = 24.33 W/kg



0 dB = 24.33 W/kg = 13.86 dB W/kg

Fig.B.6 validation 2600 MHz 250mW

5250 MHz

Date: 8/2/2022

Electronics: DAE4 Sn1331

Medium: Head 5250 MHz

Medium parameters used: $f = 5250 \text{ MHz}$; $\sigma = 4.751 \text{ mho/m}$; $\epsilon_r = 35.67$; $\rho = 1000 \text{ kg/m}^3$

Ambient Temperature: 22.5°C Liquid Temperature: 22.3°C

Communication System: CW Frequency: 5250 MHz Duty Cycle: 1:1

Probe: EX3DV4 – SN7464 ConvF(5.60,5.60,5.60)

System Validation /Area Scan (81x191x1): Interpolated grid: $dx=1.000 \text{ mm}$, $dy=1.000 \text{ mm}$

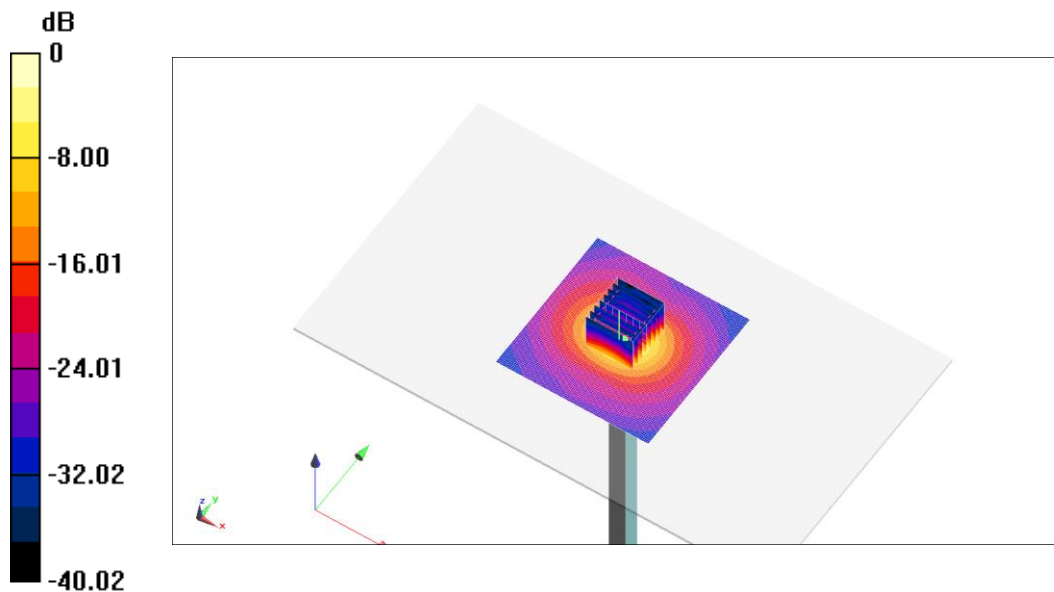
System Validation /Zoom Scan (7x7x7)/Cube 0: Measurement grid: $dx=4\text{mm}$, $dy=4\text{mm}$, $dz=1.4\text{mm}$

Reference Value = 75.54 V/m ; Power Drift = 0.02 dB

Peak SAR (extrapolated) = 27.32 W/kg

SAR(1 g) = 7.91 W/kg ; SAR(10 g) = 2.24 W/kg

Maximum value of SAR (measured) = 17.62 W/kg



$0 \text{ dB} = 17.62 \text{ W/kg} = 12.46 \text{ dB W/kg}$

Fig.B.7 validation 5250 MHz 100mW

5600 MHz

Date: 8/3/2022

Electronics: DAE4 Sn1331

Medium: Head 5600 MHz

Medium parameters used: $f = 5600$ MHz; $\sigma = 5.049$ mho/m; $\epsilon_r = 35.77$; $\rho = 1000$ kg/m³

Ambient Temperature: 22.5°C Liquid Temperature: 22.3°C

Communication System: CW Frequency: 5600 MHz Duty Cycle: 1:1

Probe: EX3DV4 – SN7464 ConvF(4.91,4.91,4.91)

System Validation /Area Scan (81x191x1): Interpolated grid: dx=1.000 mm, dy=1.000 mm

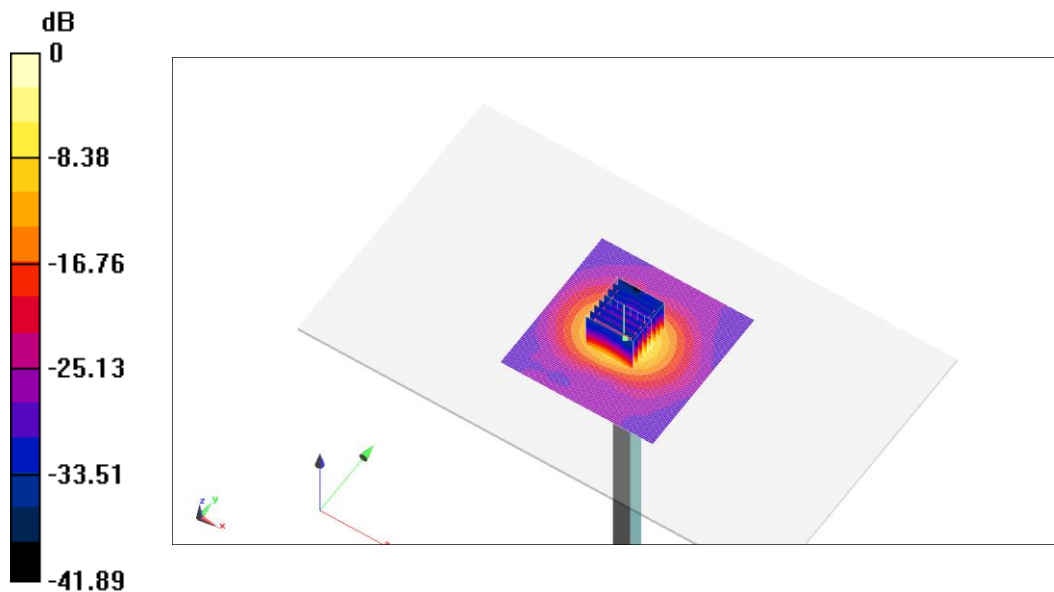
System Validation /Zoom Scan (7x7x7)/Cube 0: Measurement grid: dx=4mm, dy=4mm, dz=1.4mm

Reference Value =75.61 V/m; Power Drift = -0.09 dB

Peak SAR (extrapolated) = 30.72 W/kg

SAR(1 g) = 8.34 W/kg; SAR(10 g) = 2.33 W/kg

Maximum value of SAR (measured) = 19.37 W/kg



0 dB = 19.37 W/kg = 12.87 dB W/kg

Fig.B.8 validation 5600 MHz 100mW

5750 MHz

Date: 8/4/2022

Electronics: DAE4 Sn1331

Medium: Head 5750 MHz

Medium parameters used: $f = 5750$ MHz; $\sigma = 5.323$ mho/m; $\epsilon_r = 35.12$; $\rho = 1000$ kg/m³

Ambient Temperature: 22.5°C Liquid Temperature: 22.3°C

Communication System: CW Frequency: 5750 MHz Duty Cycle: 1:1

Probe: EX3DV4 – SN7464 ConvF(4.85,4.85,4.85)

System Validation /Area Scan (81x191x1): Interpolated grid: dx=1.000 mm, dy=1.000 mm

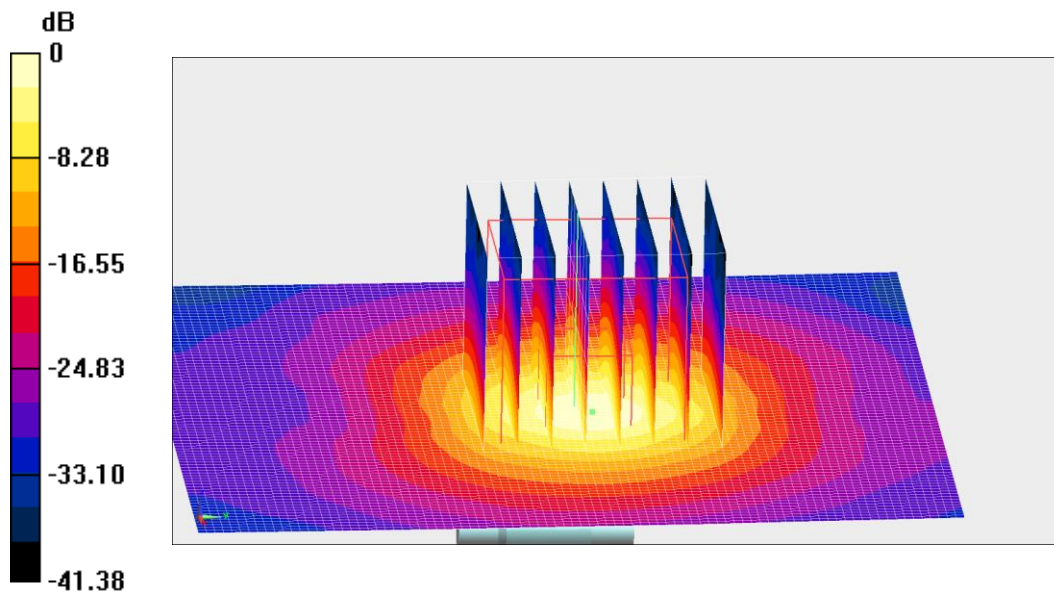
System Validation /Zoom Scan (7x7x7)/Cube 0: Measurement grid: dx=4mm, dy=4mm, dz=1.4mm

Reference Value =71.28 V/m; Power Drift = -0.07 dB

Peak SAR (extrapolated) = 31.07 W/kg

SAR(1 g) = 8.14 W/kg; SAR(10 g) = 2.28 W/kg

Maximum value of SAR (measured) = 18.55 W/kg



0 dB = 18.55 W/kg = 12.68 dB W/kg

Fig.B.9 validation 5750 MHz 100m

The SAR system verification must be required that the area scan estimated 1-g SAR is within 3% of the zoom scan 1-g SAR.

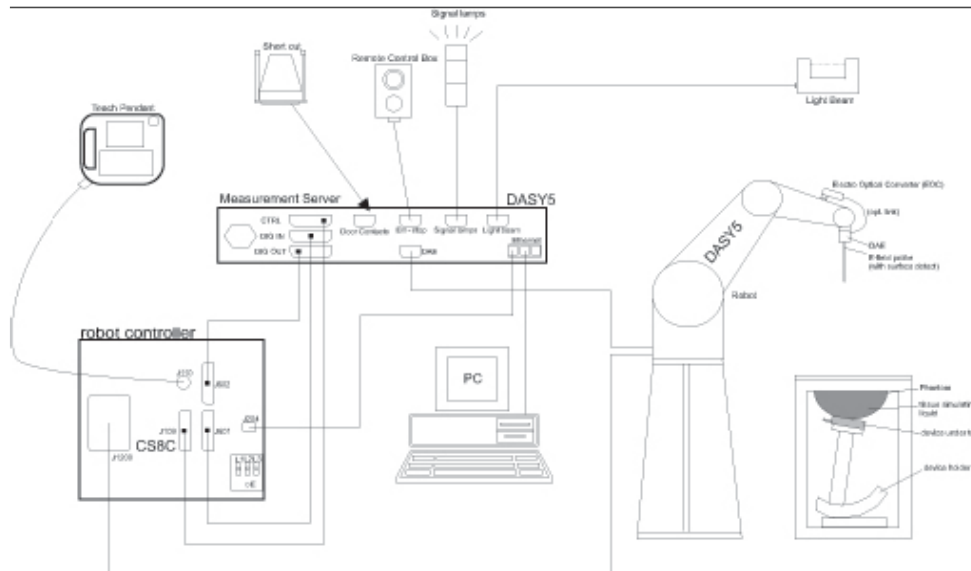
Table B.1 Comparison between area scan and zoom scan for system verification

| Date | Band | Position | Area scan (1g) | Zoom scan (1g) | Drift (%) |
|-------------|-------------|-----------------|---------------------------|---------------------------|------------------|
| 2022-7-18 | 750 MHz | Head | 2.13 | 2.17 | -1.84 |
| 2022-7-19 | 835 MHz | Head | 2.35 | 2.38 | -1.26 |
| 2022-7-23 | 1750 MHz | Head | 9.06 | 9.11 | -0.55 |
| 2022-7-24 | 1900 MHz | Head | 9.95 | 9.99 | -0.40 |
| 2022-7-27 | 2450 MHz | Head | 13.38 | 13.44 | -0.45 |
| 2022-7-28 | 2600 MHz | Head | 14.42 | 14.46 | -0.28 |

ANNEX C SAR Measurement Setup

C.1 Measurement Set-up

The Dasy4 or DASY5 system for performing compliance tests is illustrated above graphically. This system consists of the following items:



Picture C.1 SAR Lab Test Measurement Set-up

- A standard high precision 6-axis robot (StäubliTX=RX family) with controller, teach pendant and software. An arm extension for accommodating the data acquisition electronics (DAE).
- An isotropic field probe optimized and calibrated for the targeted measurement.
- A data acquisition electronics (DAE) which performs the signal amplification, signal multiplexing, AD-conversion, offset measurements, mechanical surface detection, collision detection, etc. The unit is battery powered with standard or rechargeable batteries. The signal is optically transmitted to the EOC.
- The Electro-optical converter (EOC) performs the conversion from optical to electrical signals for the digital communication to the DAE. To use optical surface detection, a special version of the EOC is required. The EOC signal is transmitted to the measurement server.
- The function of the measurement server is to perform the time critical tasks such as signal filtering, control of the robot operation and fast movement interrupts.
- The Light Beam used is for probe alignment. This improves the (absolute) accuracy of the probe positioning.
- A computer running WinXP and the DASY4 or DASY5 software.
- Remote control and teach pendant as well as additional circuitry for robot safety such as
- warning lamps, etc.
- The phantom, the device holder and other accessories according to the targeted measurement.

C.2 Dasy4 or DASY5 E-field Probe System

The SAR measurements were conducted with the dosimetric probe designed in the classical triangular configuration and optimized for dosimetric evaluation. The probe is constructed using the thick film technique; with printed resistive lines on ceramic substrates. The probe is equipped with an optical multifiber line ending at the front of the probe tip. It is connected to the EOC box on the robot arm and provides an automatic detection of the phantom surface. Half of the fibers are connected to a pulsed infrared transmitter, the other half to a synchronized receiver. As the probe approaches the surface, the reflection from the surface produces a coupling from the transmitting to the receiving fibers. This reflection increases first during the approach, reaches maximum and then decreases. If the probe is flatly touching the surface, the coupling is zero. The distance of the coupling maximum to the surface is independent of the surface reflectivity and largely independent of the surface to probe angle. The DASY4 or DASY5 software reads the reflection during a software approach and looks for the maximum using 2nd ord curve fitting. The approach is stopped at reaching the maximum.

Probe Specifications:

| | |
|-----------------------|--|
| Model: | ES3DV3, EX3DV4 |
| Frequency | 10MHz — 6.0GHz(EX3DV4) |
| Range: | 10MHz — 4GHz(ES3DV3) |
| Calibration: | In head and body simulating tissue at Frequencies from 835 up to 5800MHz |
| Linearity: | ± 0.2 dB(30 MHz to 6 GHz) for EX3DV4 ± 0.2 dB(30 MHz to 4 GHz) for ES3DV3 |
| DynamicRange: | 10 mW/kg — 100W/kg |
| Probe Length: | 330 mm |
| Probe Tip | |
| Length: | 20 mm |
| Body Diameter: | 12 mm |
| Tip Diameter: | 2.5 mm (3.9 mm for ES3DV3) |
| Tip-Center: | 1 mm (2.0mm for ES3DV3) |
| Application: | SAR Dosimetry Testing Compliance tests of mobile phones Dosimetry in strong gradient fields |



Picture C.2Near-field Probe



Picture C.3E-field Probe

C.3 E-field Probe Calibration

Each E-Probe/Probe Amplifier combination has unique calibration parameters. A TEM cell calibration procedure is conducted to determine the proper amplifier settings to enter in the probe parameters. The amplifier settings are determined for a given frequency by subjecting the probe to a known E-field density (1 mW/cm²) using an RF Signal generator, TEM cell, and RF Power Meter.

The free space E-field from amplified probe outputs is determined in a test chamber. This calibration can be performed in a TEM cell if the frequency is below 1 GHz and in a waveguide or

other methodologies above 1 GHz for free space. For the free space calibration, the probe is placed in the volumetric center of the cavity and at the proper orientation with the field. The probe is then rotated 360 degrees until the three channels show the maximum reading. The power density readings equates to 1 mW/cm².

E-field temperature correlation calibration is performed in a flat phantom filled with the appropriate simulated brain tissue. The E-field in the medium correlates with the temperature rise in the dielectric medium. For temperature correlation calibration a RF transparent thermistor-based temperature probe is used in conjunction with the E-field probe.

$$SAR = C \frac{\Delta T}{\Delta t}$$

Where:

Δt = Exposure time (30 seconds),

C = Heat capacity of tissue (brain or muscle),

ΔT = Temperature increase due to RF exposure.

$$SAR = \frac{|E|^2 \cdot \sigma}{\rho}$$

Where:

σ = Simulated tissue conductivity,

ρ = Tissue density (kg/m³).

C.4 Other Test Equipment

C.4.1 Data Acquisition Electronics(DAE)

The data acquisition electronics consist of a highly sensitive electrometer-grade preamplifier with auto-zeroing, a channel and gain-switching multiplexer, a fast 16 bit AD-converter and a command decoder with a control logic unit. Transmission to the measurement server is accomplished through an optical downlink for data and status information, as well as an optical uplink for commands and the clock.

The mechanical probe mounting device includes two different sensor systems for frontal and sideways probe contacts. They are used for mechanical surface detection and probe collision detection.

The input impedance of the DAE is 200 MOhm; the inputs are symmetrical and floating. Common mode rejection is above 80 dB.



PictureC.4: DAE

C.4.2 Robot

The SPEAG DASY system uses the high precision robots (DASY4: RX90XL; DASY5: RX160L) type from Stäubli SA (France). For the 6-axis controller system, the robot controller version from Stäubli is used. The Stäubli robot series have many features that are important for our application:

- High precision (repeatability 0.02mm)
- High reliability (industrial design)
- Low maintenance costs (virtually maintenance free due to direct drive gears; no belt drives)
- Jerk-free straight movements (brushless synchron motors; no stepper motors)
- Low ELF interference (motor control fields shielded via the closed metallic construction shields)



Picture C.5DASY 4



Picture C.6DASY 5

C.4.3 Measurement Server

The Measurement server is based on a PC/104 CPU board with CPU (dasy4: 166 MHz, Intel Pentium; DASY5: 400 MHz, Intel Celeron), chipdisk (DASY4: 32 MB; DASY5: 128MB), RAM (DASY4: 64 MB, DASY5: 128MB). The necessary circuits for communication with the DAE electronic box, as well as the 16 bit AD converter system for optical detection and digital I/O interface are contained on the DASY I/O board, which is directly connected to the PC/104 bus of the CPU board.

The measurement server performs all real-time data evaluation of field measurements and surface detection, controls robot movements and handles safety operation. The PC operating system cannot interfere with these time critical processes. All connections are supervised by a watchdog, and disconnection of any of the cables to the measurement server will automatically disarm the robot and disable all program-controlled robot movements. Furthermore, the measurement server is equipped with an expansion port which is reserved for future applications. Please note that this expansion port does not have a standardized pinout, and therefore only devices provided by SPEAG can be connected. Devices from any other supplier could seriously damage the measurement server.



Picture C.7 Server for DASY 4



Picture C.8 Server for DASY 5

C.4.4 Device Holder for Phantom

The SAR in the phantom is approximately inversely proportional to the square of the distance between the source and the liquid surface. For a source at 5mm distance, a positioning uncertainty of $\pm 0.5\text{mm}$ would produce a SAR uncertainty of $\pm 20\%$. Accurate device positioning is therefore crucial for accurate and repeatable measurements. The positions in which the devices must be measured are defined by the standards.

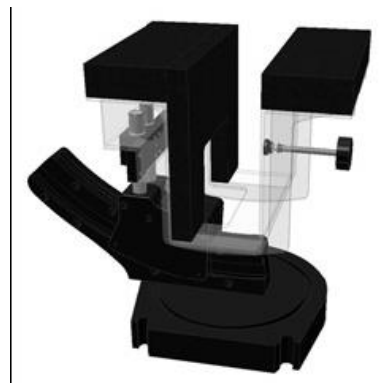
The DASY device holder is designed to cope with the different positions given in the standard. It has two scales for device rotation (with respect to the body axis) and device inclination (with respect to the line between the ear reference points). The rotation centers for both scales are the ear reference point (ERP). Thus the device needs no repositioning when changing the angles. The DASY device holder is constructed of low-loss POM material having the following dielectric parameters: relative permittivity $\epsilon = 3$ and loss tangent $\delta = 0.02$. The amount of dielectric material has been reduced in the closest vicinity of the device, since measurements have suggested that the influence of the clamp on the test results could thus be lowered.

<Laptop Extension Kit>

The extension is lightweight and made of POM, acrylic glass and foam. It fits easily on the upper part of the Mounting Device in place of the phone positioner. The extension is fully compatible with the Twin-SAM and ELI phantoms.



Picture C.9-1: Device Holder



Picture C.9-2: Laptop Extension Kit

C.4.5 Phantom

The SAM Twin Phantom V4.0 is constructed of a fiberglass shell integrated in a table. The shape of the shell is based on data from an anatomical study designed to

Represent the 90th percentile of the population. The phantom enables the dissymmetric evaluation of SAR for both left and right handed handset usage, as well as body-worn usage using the flat phantom region. Reference markings on the Phantom allow the complete setup of all predefined phantom positions and measurement grids by manually teaching three points in the robot. The shell phantom has a 2mm shell thickness (except the ear region where shell thickness increases to 6 mm).

Shell Thickness: 2 ± 0.2 mm

Filling Volume: Approx. 25 liters

Dimensions: 810 x 1000 x 500 mm (H x L x W)

Available: Special

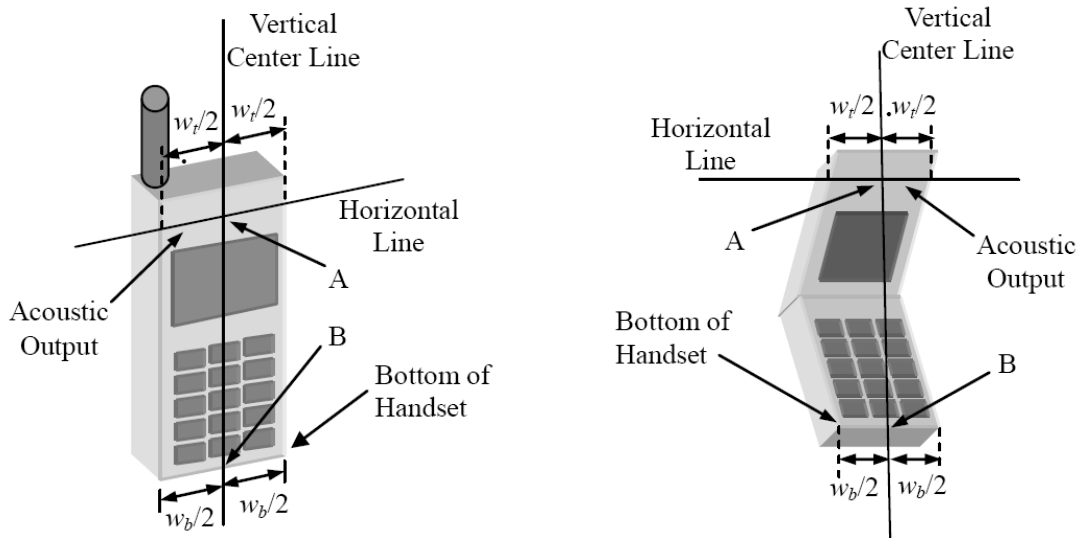


Picture C.10: SAM Twin Phantom

ANNEX D Position of the wireless device in relation to the phantom

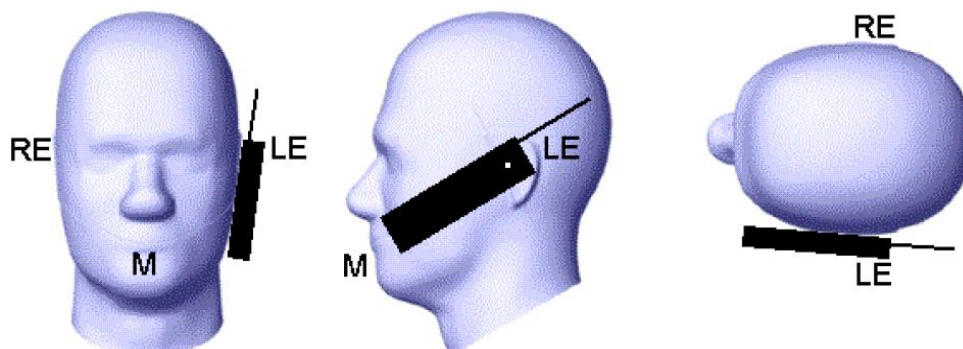
D.1 General considerations

This standard specifies two handset test positions against the head phantom – the “cheek” position and the “tilt” position.

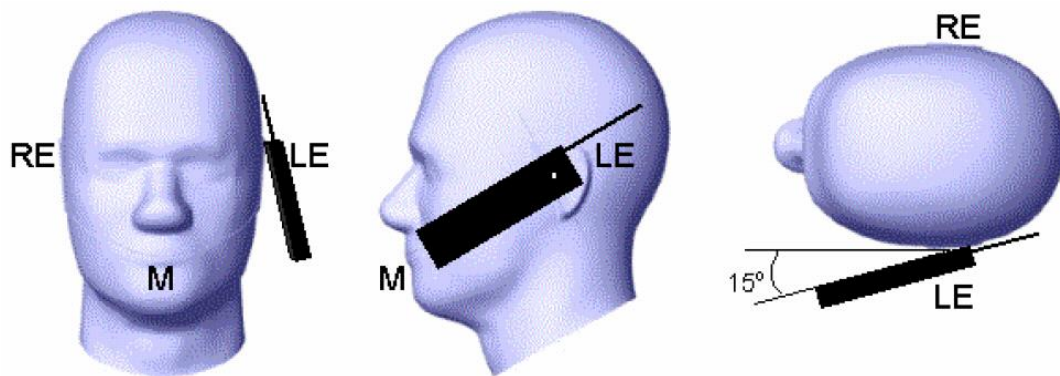


- w_t Width of the handset at the level of the acoustic
- w_b Width of the bottom of the handset
- A Midpoint of the width w_t of the handset at the level of the acoustic output
- B Midpoint of the width w_b of the bottom of the handset

Picture D.1-a Typical “fixed” case handset Picture D.1-b Typical “clam-shell” case handset



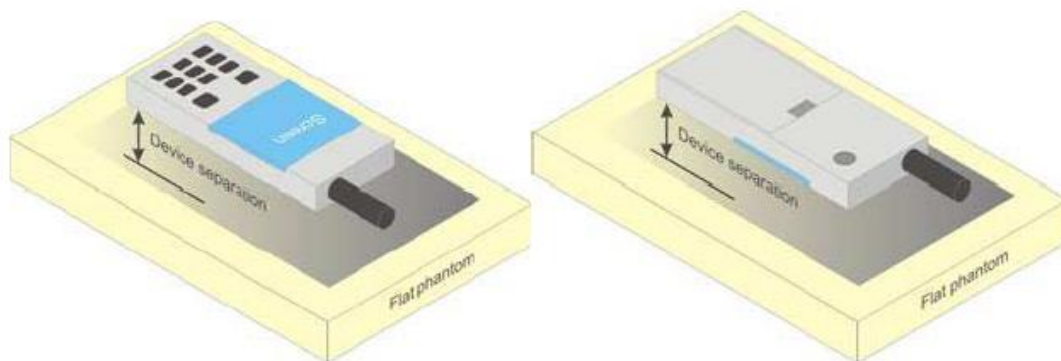
Picture D.2 Cheek position of the wireless device on the left side of SAM



Picture D.3 Tilt position of the wireless device on the left side of SAM

D.2 Body-worn device

A typical example of a body-worn device is a mobile phone, wireless enabled PDA or other battery operated wireless device with the ability to transmit while mounted on a person's body using a carry accessory approved by the wireless device manufacturer.




Picture D.4 Test positions for body-worn devices

D.3 Desktop device

A typical example of a desktop device is a wireless enabled desktop computer placed on a table or desk when used.

The DUT shall be positioned at the distance and in the orientation to the phantom that corresponds to the intended use as specified by the manufacturer in the user instructions. For devices that employ an external antenna with variable positions, tests shall be performed for all antenna positions specified. Picture 8.5 show positions for desktop device SAR tests. If the intended use is not specified, the device shall be tested directly against the flat phantom.



Picture D.5 Test positions for desktop devices

D.4 DUT Setup Photos



Picture D.6

ANNEX E Equivalent Media Recipes

The liquid used for the frequency range of 800-3000 MHz consisted of water, sugar, salt, preventol, glycol monobutyl and Cellulose. The liquid has been previously proven to be suited for worst-case. The Table E.1 shows the detail solution. It's satisfying the latest tissue dielectric parameters requirements proposed by the IEEE 1528 and IEC 62209.

TableE.1: Composition of the Tissue Equivalent Matter

| Frequency (MHz) | 835Head | 835Body | 1900 Head | 1900 Body | 2450 Head | 2450 Body | 5800 Head | 5800 Body |
|------------------------------------|----------------------------------|----------------------------------|----------------------------------|----------------------------------|----------------------------------|----------------------------------|----------------------------------|----------------------------------|
| Ingredients (% by weight) | | | | | | | | |
| Water | 41.45 | 52.5 | 55.242 | 69.91 | 58.79 | 72.60 | 65.53 | 65.53 |
| Sugar | 56.0 | 45.0 | \ | \ | \ | \ | \ | \ |
| Salt | 1.45 | 1.4 | 0.306 | 0.13 | 0.06 | 0.18 | \ | \ |
| Preventol | 0.1 | 0.1 | \ | \ | \ | \ | \ | \ |
| Cellulose | 1.0 | 1.0 | \ | \ | \ | \ | \ | \ |
| Glycol Monobutyl | \ | \ | 44.452 | 29.96 | 41.15 | 27.22 | \ | \ |
| Diethylenglycol monohexylether | \ | \ | \ | \ | \ | \ | 17.24 | 17.24 |
| Triton X-100 | \ | \ | \ | \ | \ | \ | 17.24 | 17.24 |
| Dielectric Parameters Target Value | $\epsilon=41.5$ $\sigma=0.90$ | $\epsilon=55.2$ $\sigma=0.97$ | $\epsilon=40.0$ $\sigma=1.40$ | $\epsilon=53.3$ $\sigma=1.52$ | $\epsilon=39.2$ $\sigma=1.80$ | $\epsilon=52.7$ $\sigma=1.95$ | $\epsilon=35.3$ $\sigma=5.27$ | $\epsilon=48.2$ $\sigma=6.00$ |

Note: There are a little adjustment respectively for 750, 1750, 2600, 5200, 5300 and 5600 based on the recipe of closest frequency in table E.1.

ANNEX F System Validation

The SAR system must be validated against its performance specifications before it is deployed. When SAR probes, system components or software are changed, upgraded or recalibrated, these must be validated with the SAR system(s) that operates with such components.

Table F.1: System Validation for 7464

| Probe SN. | Liquid name | Validation date | Frequency point | Status (OK or Not) |
|-----------|--------------|-----------------|-----------------|--------------------|
| 7464 | Head 750MHz | March.2,2021 | 750 MHz | OK |
| 7464 | Head 835MHz | March.2,2021 | 835 MHz | OK |
| 7464 | Head 900MHz | March.2,2021 | 900 MHz | OK |
| 7464 | Head 1450MHz | March.2,2021 | 1450 MHz | OK |
| 7464 | Head 1750MHz | March.3,2021 | 1750 MHz | OK |
| 7464 | Head 1880MHz | March.3,2021 | 1880 MHz | OK |
| 7464 | Head 1900MHz | March.3,2021 | 1900 MHz | OK |
| 7464 | Head 2000MHz | March.3,2021 | 2000 MHz | OK |
| 7464 | Head 2300MHz | March.3,2021 | 2300 MHz | OK |
| 7464 | Head 2450MHz | March.4,2021 | 2450 MHz | OK |
| 7464 | Head 2600MHz | March.4,2021 | 2600 MHz | OK |
| 7464 | Head 3300MHz | March.4,2021 | 3300 MHz | OK |
| 7464 | Head 3500MHz | March.4,2021 | 3500 MHz | OK |
| 7464 | Head 3700MHz | March.4,2021 | 3700 MHz | OK |
| 7464 | Head 3900MHz | March.4,2021 | 3900 MHz | OK |
| 7464 | Head 4100MHz | March.4,2021 | 4100 MHz | OK |
| 7464 | Head 5250MHz | March.5,2021 | 5250 MHz | OK |
| 7464 | Head 5600MHz | March.5,2021 | 5600 MHz | OK |
| 7464 | Head 5750MHz | March.5,2021 | 5750 MHz | OK |
| 7464 | Head 5800MHz | March.5,2021 | 5800 MHz | OK |

ANNEX G Probe Calibration Certificate

Probe 7464 Calibration Certificate

Calibration Laboratory of
Schmid & Partner
Engineering AG
 Zeughausstrasse 43, 8004 Zurich, Switzerland



S Schweizerischer Kalibrierdienst
C Service suisse d'étalonnage
S Servizio svizzero di taratura
S Swiss Calibration Service

Accredited by the Swiss Accreditation Service (SAS)
 The Swiss Accreditation Service is one of the signatories to the EA
 Multilateral Agreement for the recognition of calibration certificates

Accreditation No.: SCS 0108

Client **CTTL-BJ (Auden)**

Certificate No: **EX3-7464_Jan22**

CALIBRATION CERTIFICATE

Object **EX3DV4 - SN:7464**
 Calibration procedure(s) **QA CAL-01.v9, QA CAL-12.v9, QA CAL-14.v6, QA CAL-23.v5,
QA CAL-25.v7
Calibration procedure for dosimetric E-field probes**
 Calibration date: **January 26, 2022**

This calibration certificate documents the traceability to national standards, which realize the physical units of measurements (SI).
 The measurements and the uncertainties with confidence probability are given on the following pages and are part of the certificate.

All calibrations have been conducted in the closed laboratory facility: environment temperature (22 ± 3)°C and humidity < 70%.

Calibration Equipment used (M&TE critical for calibration)

| Primary Standards | ID | Cal Date (Certificate No.) | Scheduled Calibration |
|----------------------------|------------------|-----------------------------------|------------------------|
| Power meter NRP | SN: 104778 | 09-Apr-21 (No. 217-03291/03292) | Apr-22 |
| Power sensor NRP-Z91 | SN: 103244 | 09-Apr-21 (No. 217-03291) | Apr-22 |
| Power sensor NRP-Z91 | SN: 103245 | 09-Apr-21 (No. 217-03292) | Apr-22 |
| Reference 20 dB Attenuator | SN: CC2552 (20x) | 09-Apr-21 (No. 217-03343) | Apr-22 |
| DAE4 | SN: 660 | 13-Oct-21 (No. DAE4-660_Oct21) | Oct-22 |
| Reference Probe ES3DV2 | SN: 3013 | 27-Dec-21 (No. ES3-3013_Dec21) | Dec-22 |
| Secondary Standards | ID | Check Date (in house) | Scheduled Check |
| Power meter E4419B | SN: GB41293874 | 06-Apr-16 (in house check Jun-20) | In house check: Jun-22 |
| Power sensor E4412A | SN: MY41498087 | 06-Apr-16 (in house check Jun-20) | In house check: Jun-22 |
| Power sensor E4412A | SN: 000110210 | 06-Apr-16 (in house check Jun-20) | In house check: Jun-22 |
| RF generator HP 8648C | SN: US3642U01700 | 04-Aug-99 (in house check Jun-20) | In house check: Jun-22 |
| Network Analyzer E8358A | SN: US41080477 | 31-Mar-14 (in house check Oct-20) | In house check: Oct-22 |

| | Name | Function | Signature |
|----------------|----------------|-----------------------|-----------|
| Calibrated by: | Jeton Kastrati | Laboratory Technician | |
| Approved by: | Sven Kühn | Deputy Manager | |

Issued: January 28, 2022

This calibration certificate shall not be reproduced except in full without written approval of the laboratory.

**Calibration Laboratory of
Schmid & Partner
Engineering AG**
Zeughausstrasse 43, 8004 Zurich, Switzerland



S Schweizerischer Kalibrierdienst
C Service suisse d'étalonnage
S Servizio svizzero di taratura
S Swiss Calibration Service

Accredited by the Swiss Accreditation Service (SAS)

Accreditation No.: **SCS 0108**

The Swiss Accreditation Service is one of the signatories to the EA
Multilateral Agreement for the recognition of calibration certificates

Glossary:

| | |
|--------------------------|---|
| TSL | tissue simulating liquid |
| NORM _{x,y,z} | sensitivity in free space |
| ConvF | sensitivity in TSL / NORM _{x,y,z} |
| DCP | diode compression point |
| CF | crest factor (1/duty_cycle) of the RF signal |
| A, B, C, D | modulation dependent linearization parameters |
| Polarization ϕ | ϕ rotation around probe axis |
| Polarization ϑ | ϑ rotation around an axis that is in the plane normal to probe axis (at measurement center), i.e., $\vartheta = 0$ is normal to probe axis |
| Connector Angle | information used in DASY system to align probe sensor X to the robot coordinate system |

Calibration is Performed According to the Following Standards:

- a) IEC/IEEE 62209-1528, "Measurement Procedure For The Assessment Of Specific Absorption Rate Of Human Exposure To Radio Frequency Fields From Hand-Held And Body-Worn Wireless Communication Devices - Part 1528: Human Models, Instrumentation And Procedures (Frequency Range of 4 MHz to 10 GHz)", October 2020.
- b) KDB 865664, "SAR Measurement Requirements for 100 MHz to 6 GHz"

Methods Applied and Interpretation of Parameters:

- **NORM_{x,y,z}**: Assessed for E-field polarization $\vartheta = 0$ ($f \leq 900$ MHz in TEM-cell; $f > 1800$ MHz: R22 waveguide). NORM_{x,y,z} are only intermediate values, i.e., the uncertainties of NORM_{x,y,z} does not affect the E²-field uncertainty inside TSL (see below *ConvF*).
- **NORM(f)_{x,y,z}** = NORM_{x,y,z} * *frequency_response* (see Frequency Response Chart). This linearization is implemented in DASY4 software versions later than 4.2. The uncertainty of the frequency response is included in the stated uncertainty of *ConvF*.
- **DCP_{x,y,z}**: DCP are numerical linearization parameters assessed based on the data of power sweep with CW signal (no uncertainty required). DCP does not depend on frequency nor media.
- **PAR**: PAR is the Peak to Average Ratio that is not calibrated but determined based on the signal characteristics
- **A_{x,y,z}; B_{x,y,z}; C_{x,y,z}; D_{x,y,z}; VR_{x,y,z}**: A, B, C, D are numerical linearization parameters assessed based on the data of power sweep for specific modulation signal. The parameters do not depend on frequency nor media. VR is the maximum calibration range expressed in RMS voltage across the diode.
- **ConvF and Boundary Effect Parameters**: Assessed in flat phantom using E-field (or Temperature Transfer Standard for $f \leq 800$ MHz) and inside waveguide using analytical field distributions based on power measurements for $f > 800$ MHz. The same setups are used for assessment of the parameters applied for boundary compensation (alpha, depth) of which typical uncertainty values are given. These parameters are used in DASY4 software to improve probe accuracy close to the boundary. The sensitivity in TSL corresponds to NORM_{x,y,z} * *ConvF* whereby the uncertainty corresponds to that given for *ConvF*. A frequency dependent *ConvF* is used in DASY version 4.4 and higher which allows extending the validity from ± 50 MHz to ± 100 MHz.
- **Spherical isotropy (3D deviation from isotropy)**: in a field of low gradients realized using a flat phantom exposed by a patch antenna.
- **Sensor Offset**: The sensor offset corresponds to the offset of virtual measurement center from the probe tip (on probe axis). No tolerance required.
- **Connector Angle**: The angle is assessed using the information gained by determining the NORM_x (no uncertainty required).

EX3DV4 – SN:7464

January 26, 2022

DASY/EASY - Parameters of Probe: EX3DV4 - SN:7464

Basic Calibration Parameters

| | Sensor X | Sensor Y | Sensor Z | Unc (k=2) |
|---|----------|----------|----------|--------------|
| Norm ($\mu\text{V}/(\text{V}/\text{m})^2$) ^A | 0.46 | 0.44 | 0.45 | $\pm 10.1\%$ |
| DCP (mV) ^B | 100.5 | 101.1 | 99.2 | |

Calibration Results for Modulation Response

| UID | Communication System Name | | A dB | B dB $\sqrt{\mu\text{V}}$ | C | D dB | VR mV | Max dev. | Max Unc ^E (k=2) |
|-----------|-----------------------------|---|---------|------------------------------|-------|---------|----------|-------------|----------------------------------|
| 0 | CW | X | 0.00 | 0.00 | 1.00 | 0.00 | 129.8 | $\pm 2.7\%$ | $\pm 4.7\%$ |
| | | Y | 0.00 | 0.00 | 1.00 | | 143.1 | | |
| | | Z | 0.00 | 0.00 | 1.00 | | 149.5 | | |
| 10352-AAA | Pulse Waveform (200Hz, 10%) | X | 20.00 | 93.08 | 21.80 | 10.00 | 60.0 | $\pm 3.7\%$ | $\pm 9.6\%$ |
| | | Y | 20.00 | 91.15 | 21.40 | | 60.0 | | |
| | | Z | 20.00 | 93.95 | 22.82 | | 60.0 | | |
| 10353-AAA | Pulse Waveform (200Hz, 20%) | X | 20.00 | 94.89 | 21.67 | 6.99 | 80.0 | $\pm 2.0\%$ | $\pm 9.6\%$ |
| | | Y | 20.00 | 91.07 | 20.01 | | 80.0 | | |
| | | Z | 20.00 | 94.48 | 22.03 | | 80.0 | | |
| 10354-AAA | Pulse Waveform (200Hz, 40%) | X | 20.00 | 100.94 | 23.29 | 3.98 | 95.0 | $\pm 1.1\%$ | $\pm 9.6\%$ |
| | | Y | 20.00 | 91.64 | 18.69 | | 95.0 | | |
| | | Z | 20.00 | 98.54 | 22.66 | | 95.0 | | |
| 10355-AAA | Pulse Waveform (200Hz, 60%) | X | 20.00 | 111.81 | 26.93 | 2.22 | 120.0 | $\pm 1.2\%$ | $\pm 9.6\%$ |
| | | Y | 20.00 | 91.67 | 17.31 | | 120.0 | | |
| | | Z | 20.00 | 106.21 | 24.89 | | 120.0 | | |
| 10387-AAA | QPSK Waveform, 1 MHz | X | 1.95 | 67.66 | 16.42 | 1.00 | 150.0 | $\pm 2.3\%$ | $\pm 9.6\%$ |
| | | Y | 1.71 | 65.07 | 14.73 | | 150.0 | | |
| | | Z | 1.98 | 67.42 | 16.43 | | 150.0 | | |
| 10388-AAA | QPSK Waveform, 10 MHz | X | 2.73 | 71.10 | 17.33 | 0.00 | 150.0 | $\pm 0.9\%$ | $\pm 9.6\%$ |
| | | Y | 2.26 | 67.69 | 15.37 | | 150.0 | | |
| | | Z | 2.79 | 71.26 | 17.38 | | 150.0 | | |
| 10396-AAA | 64-QAM Waveform, 100 kHz | X | 3.50 | 72.58 | 19.72 | 3.01 | 150.0 | $\pm 0.7\%$ | $\pm 9.6\%$ |
| | | Y | 3.46 | 71.32 | 18.87 | | 150.0 | | |
| | | Z | 3.75 | 73.23 | 20.03 | | 150.0 | | |
| 10399-AAA | 64-QAM Waveform, 40 MHz | X | 3.79 | 68.38 | 16.54 | 0.00 | 150.0 | $\pm 2.0\%$ | $\pm 9.6\%$ |
| | | Y | 3.52 | 66.93 | 15.61 | | 150.0 | | |
| | | Z | 3.82 | 68.42 | 16.57 | | 150.0 | | |
| 10414-AAA | WLAN CCDF, 64-QAM, 40MHz | X | 4.98 | 65.65 | 15.65 | 0.00 | 150.0 | $\pm 3.8\%$ | $\pm 9.6\%$ |
| | | Y | 4.98 | 65.46 | 15.42 | | 150.0 | | |
| | | Z | 5.02 | 65.62 | 15.64 | | 150.0 | | |

Note: For details on UID parameters see Appendix

The reported uncertainty of measurement is stated as the standard uncertainty of measurement multiplied by the coverage factor k=2, which for a normal distribution corresponds to a coverage probability of approximately 95%.

^A The uncertainties of Norm X,Y,Z do not affect the E²-field uncertainty inside TSL (see Pages 5 and 6).

^B Numerical linearization parameter: uncertainty not required.

^E Uncertainty is determined using the max. deviation from linear response applying rectangular distribution and is expressed for the square of the field value.

EX3DV4- SN:7464

January 26, 2022

DASY/EASY - Parameters of Probe: EX3DV4 - SN:7464

Sensor Model Parameters

| | C1 fF | C2 fF | α V^{-1} | T1 $ms.V^{-2}$ | T2 $ms.V^{-1}$ | T3 ms | T4 V^{-2} | T5 V^{-1} | T6 |
|---|----------|----------|----------------------|-------------------|-------------------|----------|----------------|----------------|------|
| X | 61.5 | 458.49 | 35.65 | 15.95 | 0.16 | 5.10 | 0.72 | 0.47 | 1.01 |
| Y | 63.7 | 481.59 | 36.30 | 14.98 | 0.81 | 5.06 | 0.73 | 0.58 | 1.01 |
| Z | 68.2 | 509.89 | 35.77 | 20.70 | 0.43 | 5.10 | 0.63 | 0.55 | 1.01 |

Other Probe Parameters

| | |
|---|------------|
| Sensor Arrangement | Triangular |
| Connector Angle ($^{\circ}$) | -150.6 |
| Mechanical Surface Detection Mode | enabled |
| Optical Surface Detection Mode | disabled |
| Probe Overall Length | 337 mm |
| Probe Body Diameter | 10 mm |
| Tip Length | 9 mm |
| Tip Diameter | 2.5 mm |
| Probe Tip to Sensor X Calibration Point | 1 mm |
| Probe Tip to Sensor Y Calibration Point | 1 mm |
| Probe Tip to Sensor Z Calibration Point | 1 mm |
| Recommended Measurement Distance from Surface | 1.4 mm |

Note: Measurement distance from surface can be increased to 3-4 mm for an *Area Scan* job.

EX3DV4- SN:7464

January 26, 2022

DASY/EASY - Parameters of Probe: EX3DV4 - SN:7464

Calibration Parameter Determined in Head Tissue Simulating Media

| f (MHz) ^C | Relative Permittivity ^F | Conductivity (S/m) ^F | ConvF X | ConvF Y | ConvF Z | Alpha ^G | Depth (mm) ^G | Unc (k=2) |
|----------------------|------------------------------------|---------------------------------|---------|---------|---------|--------------------|-------------------------|-----------|
| 64 | 54.2 | 0.75 | 13.80 | 13.80 | 13.80 | 0.00 | 1.00 | ± 13.3 % |
| 150 | 52.3 | 0.76 | 11.94 | 11.94 | 11.94 | 0.00 | 1.00 | ± 13.3 % |
| 300 | 45.3 | 0.87 | 11.78 | 11.78 | 11.78 | 0.09 | 1.00 | ± 13.3 % |
| 450 | 43.5 | 0.87 | 11.02 | 11.02 | 11.02 | 0.16 | 1.30 | ± 13.3 % |
| 750 | 41.9 | 0.89 | 10.26 | 10.26 | 10.26 | 0.56 | 0.81 | ± 12.0 % |
| 835 | 41.5 | 0.90 | 9.96 | 9.96 | 9.96 | 0.41 | 0.91 | ± 12.0 % |
| 900 | 41.5 | 0.97 | 9.72 | 9.72 | 9.72 | 0.52 | 0.80 | ± 12.0 % |
| 1450 | 40.5 | 1.20 | 8.86 | 8.86 | 8.86 | 0.43 | 0.80 | ± 12.0 % |
| 1640 | 40.2 | 1.31 | 8.64 | 8.64 | 8.64 | 0.33 | 0.86 | ± 12.0 % |
| 1750 | 40.1 | 1.37 | 8.52 | 8.52 | 8.52 | 0.39 | 0.86 | ± 12.0 % |
| 1810 | 40.0 | 1.40 | 8.20 | 8.20 | 8.20 | 0.37 | 0.86 | ± 12.0 % |
| 1900 | 40.0 | 1.40 | 8.18 | 8.18 | 8.18 | 0.35 | 0.86 | ± 12.0 % |
| 2000 | 40.0 | 1.40 | 8.20 | 8.20 | 8.20 | 0.34 | 0.86 | ± 12.0 % |
| 2100 | 39.8 | 1.49 | 8.38 | 8.38 | 8.38 | 0.32 | 0.86 | ± 12.0 % |
| 2300 | 39.5 | 1.67 | 8.36 | 8.36 | 8.36 | 0.32 | 0.90 | ± 12.0 % |
| 2450 | 39.2 | 1.80 | 7.77 | 7.77 | 7.77 | 0.36 | 0.90 | ± 12.0 % |
| 2600 | 39.0 | 1.96 | 7.64 | 7.64 | 7.64 | 0.40 | 0.90 | ± 12.0 % |
| 3300 | 38.2 | 2.71 | 7.27 | 7.27 | 7.27 | 0.30 | 1.35 | ± 13.1 % |
| 3500 | 37.9 | 2.91 | 7.20 | 7.20 | 7.20 | 0.30 | 1.35 | ± 13.1 % |
| 3700 | 37.7 | 3.12 | 6.78 | 6.78 | 6.78 | 0.30 | 1.35 | ± 13.1 % |
| 3900 | 37.5 | 3.32 | 6.76 | 6.76 | 6.76 | 0.40 | 1.60 | ± 13.1 % |
| 4100 | 37.2 | 3.53 | 6.71 | 6.71 | 6.71 | 0.40 | 1.60 | ± 13.1 % |
| 4200 | 37.1 | 3.63 | 6.60 | 6.60 | 6.60 | 0.40 | 1.70 | ± 13.1 % |
| 4400 | 36.9 | 3.84 | 6.53 | 6.53 | 6.53 | 0.40 | 1.70 | ± 13.1 % |
| 4600 | 36.7 | 4.04 | 6.40 | 6.40 | 6.40 | 0.40 | 1.70 | ± 13.1 % |
| 4800 | 36.4 | 4.25 | 6.35 | 6.35 | 6.35 | 0.40 | 1.80 | ± 13.1 % |
| 4950 | 36.3 | 4.40 | 6.00 | 6.00 | 6.00 | 0.40 | 1.80 | ± 13.1 % |
| 5200 | 36.0 | 4.66 | 5.60 | 5.60 | 5.60 | 0.40 | 1.80 | ± 13.1 % |
| 5250 | 35.9 | 4.71 | 5.43 | 5.43 | 5.43 | 0.40 | 1.80 | ± 13.1 % |
| 5300 | 35.9 | 4.76 | 5.32 | 5.32 | 5.32 | 0.40 | 1.80 | ± 13.1 % |
| 5500 | 35.6 | 4.96 | 5.11 | 5.11 | 5.11 | 0.40 | 1.80 | ± 13.1 % |
| 5600 | 35.5 | 5.07 | 4.91 | 4.91 | 4.91 | 0.40 | 1.80 | ± 13.1 % |
| 5750 | 35.4 | 5.22 | 4.85 | 4.85 | 4.85 | 0.40 | 1.80 | ± 13.1 % |
| 5800 | 35.3 | 5.27 | 5.00 | 5.00 | 5.00 | 0.40 | 1.80 | ± 13.1 % |

^C Frequency validity above 300 MHz of ± 100 MHz only applies for DASY v4.4 and higher (see Page 2), else it is restricted to ± 50 MHz. The uncertainty is the RSS of the ConvF uncertainty at calibration frequency and the uncertainty for the indicated frequency band. Frequency validity below 300 MHz is ± 10, 25, 40, 50 and 70 MHz for ConvF assessments at 30, 64, 128, 150 and 220 MHz respectively. Validity of ConvF assessed at 6 MHz is 4-9 MHz, and ConvF assessed at 13 MHz is 9-19 MHz. Above 5 GHz frequency validity can be extended to ± 110 MHz.

^F At frequencies below 3 GHz, the validity of tissue parameters (ϵ and σ) can be relaxed to ± 10% if liquid compensation formula is applied to measured SAR values. At frequencies above 3 GHz, the validity of tissue parameters (ϵ and σ) is restricted to ± 5%. The uncertainty is the RSS of the ConvF uncertainty for indicated target tissue parameters.

^G Alpha/Depth are determined during calibration. SPEAG warrants that the remaining deviation due to the boundary effect after compensation is always less than ± 1% for frequencies below 3 GHz and below ± 2% for frequencies between 3-6 GHz at any distance larger than half the probe tip diameter from the boundary.



EX3DV4- SN:7464

January 26, 2022

DASY/EASY - Parameters of Probe: EX3DV4 - SN:7464**Calibration Parameter Determined in Head Tissue Simulating Media**

| f (MHz) ^C | Relative Permittivity ^F | Conductivity (S/m) ^F | ConvF X | ConvF Y | ConvF Z | Alpha ^G | Depth ^G (mm) | Unc (k=2) |
|----------------------|------------------------------------|---------------------------------|---------|---------|---------|--------------------|-------------------------|-----------|
| 6500 | 34.5 | 6.07 | 5.45 | 5.45 | 5.45 | 0.20 | 2.50 | ± 18.6 % |
| 7000 | 33.9 | 6.65 | 5.75 | 5.75 | 5.75 | 0.20 | 2.00 | ± 18.6 % |

^C Frequency validity above 6GHz is ± 700 MHz. The uncertainty is the RSS of the ConvF uncertainty at calibration frequency and the uncertainty for the indicated frequency band.

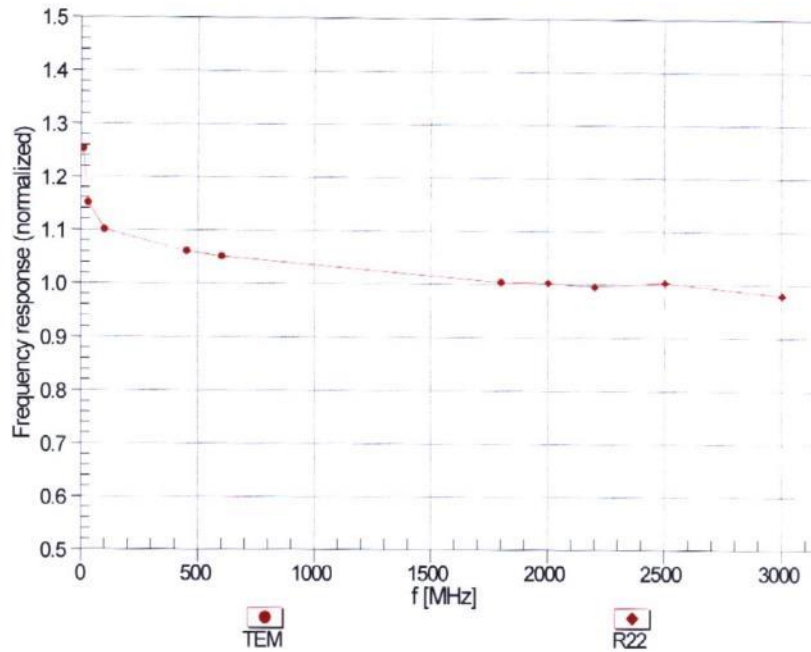
^F At frequencies 6-10 GHz, the validity of tissue parameters (ϵ and σ) can be relaxed to ± 10% if liquid compensation formula is applied to measured SAR values. The uncertainty is the RSS of the ConvF uncertainty for indicated target tissue parameters.

^G Alpha/Depth are determined during calibration. SPEAG warrants that the remaining deviation due to the boundary effect after compensation is always less than ± 1% for frequencies below 3 GHz; below ± 2% for frequencies between 3-6 GHz; and below ± 4% for frequencies between 6-10 GHz at any distance larger than half the probe tip diameter from the boundary.

EX3DV4- SN:7464

January 26, 2022

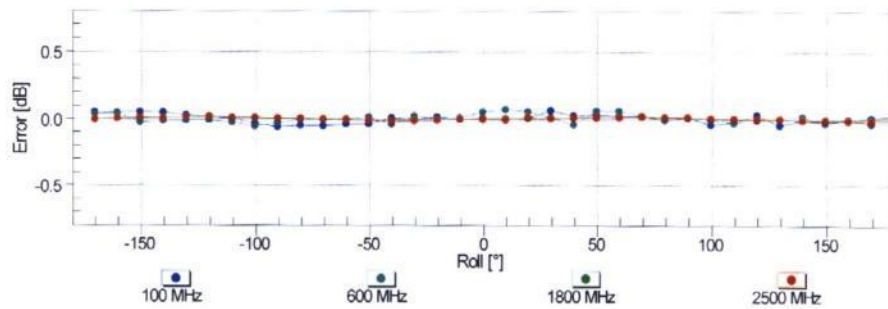
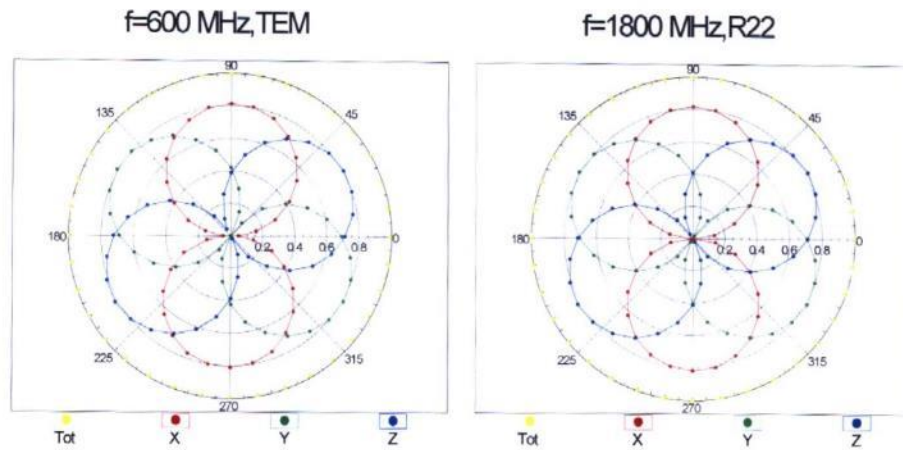
Frequency Response of E-Field (TEM-Cell:ifi110 EXX, Waveguide: R22)

Uncertainty of Frequency Response of E-field: $\pm 6.3\%$ (k=2)

EX3DV4- SN:7464

January 26, 2022

Receiving Pattern (ϕ), $\theta = 0^\circ$

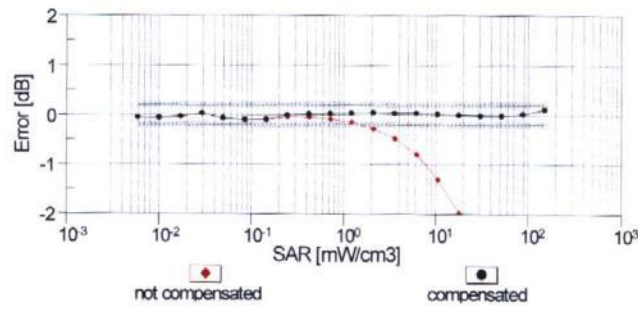
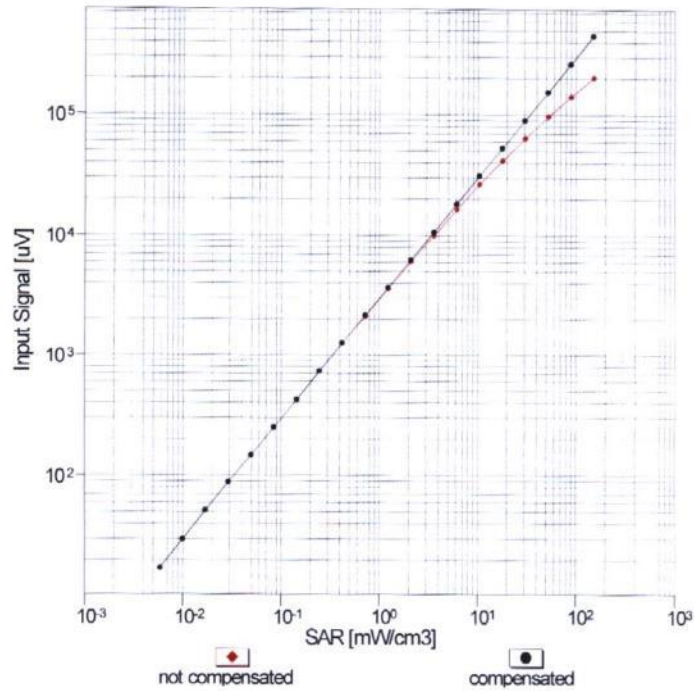


Uncertainty of Axial Isotropy Assessment: $\pm 0.5\%$ ($k=2$)

EX3DV4- SN:7464

January 26, 2022

Dynamic Range f(SAR_{head})
(TEM cell , f_{eval}= 1900 MHz)



Uncertainty of Linearity Assessment: ± 0.6% (k=2)