



**TEST REPORT**  
**No. I20Z70165-WMD03**  
**for**

**Samsung Electronics. Co., Ltd.**

**Multi-band GSM/WCDMA/LTE Tablet with Bluetooth, WLAN**

**Model Name: SM-T505**

**FCC ID: ZCASMT505**

**with**

**Hardware Version: REV1.0**

**Software Version: T505.001**

**Issued Date: 2020-07-09**

**Note:**

The test results in this test report relate only to the devices specified in this report. This report shall not be reproduced except in full without the written approval of CTTL.

The report must not be used by the client to claim product certification, approval, or endorsement by NVLAP, NIST, or any agency of the U.S. Government.

**Test Laboratory:**

**CTTL, Telecommunication Technology Labs, CAICT**

No. 52, Huayuan North Road, Haidian District, Beijing, P. R. China 100191.

Tel: +86(0)10-62304633-2512, Fax: +86(0)10-62304633-2504

Email: [ctl\\_terminals@caict.ac.cn](mailto:ctl_terminals@caict.ac.cn), website: [www.caict.ac.cn](http://www.caict.ac.cn)



## **REPORT HISTORY**

<b>Report Number</b>	<b>Revision</b>	<b>Description</b>	<b>Issue Date</b>
I20Z70165-WMD03	Rev.0	1 <sup>st</sup> edition	2020-07-07
I20Z70165-WMD03	Rev.1	2 <sup>nd</sup> edition Added the results of Band 19.	2020-07-09

Note: the latest revision of the test report supersedes all previous version.

## **CONTENTS**

<b>1. TEST LABORATORY .....</b>	<b>4</b>
1.1. INTRODUCTION & ACCREDITATION .....	4
1.2. TESTING LOCATION .....	4
1.3. TESTING ENVIRONMENT .....	5
1.4. PROJECT DATA .....	5
1.5. SIGNATURE.....	5
<b>2. CLIENT INFORMATION .....</b>	<b>6</b>
2.1. APPLICANT INFORMATION.....	6
2.2. MANUFACTURER INFORMATION.....	6
<b>3. EQUIPMENT UNDER TEST (EUT) AND ANCILLARY EQUIPMENT (AE) .....</b>	<b>7</b>
3.1. ABOUT EUT.....	7
3.2. INTERNAL IDENTIFICATION OF EUT USED DURING THE TEST .....	7
3.3. INTERNAL IDENTIFICATION OF AE USED DURING THE TEST.....	7
<b>4. REFERENCE DOCUMENTS.....</b>	<b>8</b>
<b>5. LABORATORY ENVIRONMENT.....</b>	<b>9</b>
<b>6. SUMMARY OF TEST RESULT .....</b>	<b>10</b>
<b>7. TEST EQUIPMENT UTILIZED .....</b>	<b>14</b>
<b>ANNEX A: MEASUREMENT RESULTS .....</b>	<b>15</b>
A.1 OUTPUT POWER .....	15
A.2 EMISSION LIMIT .....	53
A.3 FREQUENCY STABILITY .....	64
A.4 OCCUPIED BANDWIDTH.....	70
A.5 EMISSION BANDWIDTH.....	137
A.6 BAND EDGE COMPLIANCE .....	204
A.7 CONDUCTED SPURIOUS EMISSION .....	241
A.8 PEAK-TO-AVERAGE POWER RATIO .....	248
<b>ANNEX B: ACCREDITATION CERTIFICATE .....</b>	<b>249</b>



## **1. Test Laboratory**

### **1.1. Introduction & Accreditation**

Telecommunication Technology Labs, CAICT is an ISO/IEC 17025:2005 accredited test laboratory under NATIONAL VOLUNTARY LABORATORY ACCREDITATION PROGRAM (NVLAP) with lab code 600118-0 and is also an FCC accredited test laboratory (CN5017), and ISED accredited test laboratory (CN0066). The detail accreditation scope can be found on NVLAP website.

### **1.2. Testing Location**

Location 1: CTTL (huayuan North Road)

Address: No. 52, Huayuan North Road, Haidian District, Beijing,  
P. R. China 100191

Location 2: CTTL (Shouxiang)

Address: No. 51 Shouxiang Science Building, Xueyuan Road,  
Haidian District, Beijing, P. R. China 100191

Location 3: CTTL (BDA)

Address: No.18A, Kangding Street, Beijing Economic-Technology  
Development Area, Beijing, P. R. China 100176

### 1.3. Testing Environment

Normal Temperature: 15-35°C  
Relative Humidity: 20-75%

### 1.4. Project Data

Testing Start Date: 2020-05-27  
Testing End Date: 2020-07-09

### 1.5. Signature



---

Dong Yuan  
(Prepared this test report)



---

Zhou Yu  
(Reviewed this test report)



---

Zhao Hui Lin  
Deputy Director of the laboratory  
(Approved this test report)



## **2. Client Information**

### **2.1. Applicant Information**

Company Name: Samsung Electronics. Co., Ltd.  
Address /Post: 19 Chapin Rd.,Building D Pine Brook, NJ 07058  
Contact: Jenni Chun  
Email: j1.chun@samsung.com  
Telephone: +1-201-937-4203

### **2.2. Manufacturer Information**

Company Name: Samsung Electronics. Co., Ltd.  
R5, A Tower 22 Floor A-1,(Maetan dong)  
Address /Post: 129,Samsung-ro,Yeongtong-gu, Suwon-Si, Gyeonggi-do 16677,  
Korea  
Contact: JP KIM  
Email: jp426.kim@samsung.com  
Telephone: +82-10-4376-0326

### **3. Equipment Under Test (EUT) and Ancillary Equipment (AE)**

#### **3.1. About EUT**

Description	Multi-band GSM/WCDMA/LTE Tablet with Bluetooth, WLAN
Model Name	SM-T505
FCC ID	ZCASMT505
Antenna	External
Output power	25.93dBm maximum EIRP measured for LTE Band 2
Extreme vol. Limits	3.6VDC to 4.4VDC (nominal: 3.8VDC)
Extreme temp. Tolerance	-10°C to +55°C

Note: Components list, please refer to documents of the manufacturer; it is also included in the original test record of CTTL.

#### **3.2. Internal Identification of EUT used during the test**

<b>EUT ID*</b>	<b>IMEI</b>	<b>HW Version</b>	<b>SW Version</b>	<b>Date of receipt</b>
UT01a	2070165UT01a	REV1.0	T505.001	2020-05-27
UT39a	2070165UT39a	REV1.0	T505.001	2020-06-24
UT17a	2070165UT17a	REV1.0	T505.001	2020-05-27

\*EUT ID: is used to identify the test sample in the lab internally.

#### **3.3. Internal Identification of AE used during the test**

##### **AE ID\*    Description**

AE1      Battery

AE1

Model	SCUD-WT-N19
Manufacturer	SCUD (Fujian) Electronics Co.,Ltd.
Capacitance	Rated: 6820/ Typical: 7040 mAh

\*AE ID: is used to identify the test sample in the lab internally.



#### **4. Reference Documents**

The following documents listed in this section are referred for testing.

<b>Reference</b>	<b>Title</b>	<b>Version</b>
FCC Part 24	PERSONAL COMMUNICATIONS SERVICES	10-1-19 Edition
FCC Part 22	PUBLIC MOBILE SERVICES	10-1-19 Edition
FCC Part 27	MISCELLANEOUS WIRELESS COMMUNICATIONS SERVICES	10-1-19 Edition
FCC Part 90	PRIVATE LAND MOBILE RADIO SERVICES	10-1-19 Edition
ANSI/TIA-603-E	Land Mobile FM or PM Communications Equipment Measurement and Performance Standards	2016
ANSI C63.26	American National Standard for Compliance Testing of Transmitters Used in Licensed Radio Services	2015
KDB 971168 D01	MEASUREMENT GUIDANCE FOR CERTIFICATION OF LICENSED DIGITAL TRANSMITTERS	v03r01



## 5. Laboratory Environment

**Control room / conducted chamber** did not exceed following limits along the EMC testing:

Temperature	Min. = 15 °C, Max. = 35 °C
Relative humidity	Min. = 20 %, Max. = 80 %
Shielding effectiveness	> 110 dB
Electrical insulation	>2 MΩ
Ground system resistance	< 0.5 Ω

**Fully-anechoic chamber 2** (8.6 meters×6.1 meters×3.85 meters) did not exceed following limits along the EMC testing:

Temperature	Min. = 15 °C, Max. = 30 °C
Relative humidity	Min. = 35 %, Max. = 60 %
Shielding effectiveness	> 110 dB
Electrical insulation	>2 MΩ
Ground system resistance	< 1 Ω
Site voltage standing-wave ratio ( $S_{VSWR}$ )	Between 0 and 6 dB, from 1GHz to 18GHz
Uniformity of field strength	Between 0 and 6 dB, from 80 to 4000 MHz

**Semi-anechoic chamber 2 / Fully-anechoic chamber 3** (10 meters×6.7 meters×6.15 meters) did not exceed following limits along the EMC testing:

Temperature	Min. = 15 °C, Max. = 30 °C
Relative humidity	Min. = 35 %, Max. = 60 %
Shielding effectiveness	> 100 dB
Electrical insulation	>2 MΩ
Ground system resistance	< 0.5 Ω
Normalised site attenuation (NSA)	<±3.5 dB, 3 m distance
Site voltage standing-wave ratio ( $S_{VSWR}$ )	Between 0 and 6 dB, from 1GHz to 18GHz
Uniformity of field strength	Between 0 and 6 dB, from 80 to 3000 MHz

## 6. Summary Of Test Result

### LTE Band 2

Items	Test Name	Clause in FCC rules	Verdict
1	Output Power	24.232	P
2	Emission Limit	2.1051/24.238	P
3	Frequency Stability	2.1055	P
4	Occupied Bandwidth	2.1049	P
5	Emission Bandwidth	24.238	P
6	Band Edge Compliance	24.238	P
7	Conducted Spurious Emission	24.238	P
8	Peak-to-Average Power Ratio	24.232	P

### LTE Band 5

Items	Test Name	Clause in FCC rules	Verdict
1	Output Power	22.913	P
2	Emission Limit	2.1051/22.917	P
3	Frequency Stability	2.1055	P
4	Occupied Bandwidth	2.1049	P
5	Emission Bandwidth	22.917	P
6	Band Edge Compliance	22.917	P
7	Conducted Spurious Emission	22.917	P

### LTE Band 7

Items	Test Name	Clause in FCC rules	Verdict
1	Output Power	27.50	P
2	Emission Limit	2.1051/27.53	P
3	Frequency Stability	2.1055	P
4	Occupied Bandwidth	2.1049	P
5	Emission Bandwidth	27.53	P
6	Band Edge Compliance	27.53	P
7	Conducted Spurious Emission	27.53	P
8	Peak-to-Average Power Ratio	27.50	P

**LTE Band 12**

Items	Test Name	Clause in FCC rules	Verdict
1	Output Power	27.50	P
2	Emission Limit	2.1051/27.53	P
3	Frequency Stability	2.1055	P
4	Occupied Bandwidth	2.1049	P
5	Emission Bandwidth	27.53	P
6	Band Edge Compliance	27.53	P
7	Conducted Spurious Emission	27.53	P
8	Peak-to-Average Power Ratio	27.50	P

**LTE Band 18(815MHz~824MHz)**

Items	Test Name	Clause in FCC rules	Verdict
1	Output Power	90.635	P
2	Emission Limit	2.1051/90.691	P
3	Frequency Stability	2.1055	P
4	Occupied Bandwidth	2.1049	P
5	Emission Bandwidth	2.1049	P
6	Band Edge Compliance	90.691	P
7	Conducted Spurious Emission	90.691	P

**LTE Band 18(824MHz~830MHz)**

Items	Test Name	Clause in FCC rules	Verdict
1	Output Power	22.913	P
2	Emission Limit	2.1051/22.917	P
3	Frequency Stability	2.1055	P
4	Occupied Bandwidth	2.1049	P
5	Emission Bandwidth	22.917	P
6	Band Edge Compliance	22.917	P
7	Conducted Spurious Emission	22.917	P

**LTE Band 19**

Items	Test Name	Clause in FCC rules	Verdict
1	Output Power	22.913	P
2	Emission Limit	2.1051/22.917	P
3	Frequency Stability	2.1055	P
4	Occupied Bandwidth	2.1049	P
5	Emission Bandwidth	22.917	P
6	Band Edge Compliance	22.917	P
7	Conducted Spurious Emission	22.917	P

**LTE Band 38**

Items	Test Name	Clause in FCC rules	Verdict
1	Output Power	27.50	P
2	Emission Limit	2.1051/27.53	P
3	Frequency Stability	2.1055	P
4	Occupied Bandwidth	2.1049	P
5	Emission Bandwidth	27.53	P
6	Band Edge Compliance	27.53	P
7	Conducted Spurious Emission	27.53	P
8	Peak-to-Average Power Ratio	27.50	P

**LTE Band 66**

Items	Test Name	Clause in FCC rules	Verdict
1	Output Power	27.50	P
2	Emission Limit	2.1051/27.53	P
3	Frequency Stability	2.1055	P
4	Occupied Bandwidth	2.1049	P
5	Emission Bandwidth	27.53	P
6	Band Edge Compliance	27.53	P
7	Conducted Spurious Emission	27.53	P
8	Peak-to-Average Power Ratio	27.50	P

Terms used in Verdict column

P	Pass. The EUT complies with the essential requirements in the standard.
NP	Not Performed. The test was not performed by CTTL.
NA	Not Applicable. The test was not applicable.
BR	Re-use test data from basic model report.
F	Fail. The EUT does not comply with the essential requirements in the standard.

Explanation of worst-case configuration

The worst-case scenario for all measurements is based on the conducted output power measurement investigation results. Output power was measured on QPSK,16QAM and 64QAM modulations. It was found that QPSK was the worst case. All testing was performed using QPSK modulations to represent the worst case unless otherwise stated. The test results shown in the following sections represent the worst case emission.

## 7. Test Equipment Utilized

NO.	Description	Type	Series Number	Manufacture	Cal Due Date	Calibration Interval
1	Wideband Radio Communication Tester	CMW500	159082	R&S	2020-12-24	1 year
2	Spectrum Analyzer	FSU	200030	R&S	2021-06-01	1 year
3	Radio Communication Analyzer	MT8821C	6201763159	Anritsu	2020-07-23	1 year
4	Climate Chamber	SH-242	93008556	ESPEC	2020-12-21	3 year
5	EMI Antenna	9117	177	Schwarzbeck	2021-10-12	3 years
6	EMI Antenna	3117	00058889	ETS-Lindgren	2020-11-18	1 year
7	EMI Antenna	3117	00119021	ETS-Lindgren	2021-01-14	1 year
8	Signal Generator	SMF100A	101295	R&S	2020-11-06	1 year
9	Test Receiver	E4440A	MY48250642	Agilent	2021-03-12	1 year
10	Universal Radio Communication Tester	CMW500	143008	R&S	2020-11-26	1 year
11	EMI Antenna	VULB9163	9163-235	Schwarzbeck	2020-11-24	1 year
12	Power Amplifier	5S1G4	0341863	AR	/	

## Annex A: Measurement Results

### A.1 Output Power

#### A.1.1 Summary

During the process of testing, the EUT was controlled via communication tester to ensure max power transmission and proper modulation.

In all cases, output power is within the specified limits.

#### A.1.2 Conducted

##### A.1.2.1 Method of Measurements

The EUT was set up for the max output power with pseudo random data modulation.

These measurements were done at 3 frequencies (bottom, middle and top of operational frequency range) for each bandwidth.

##### A.1.2.2 Measurement Result

#### LTE band 2

Bandwidth	RB size/offset	Frequency (MHz)	Power (dBm)		
			QPSK	16QAM	64QAM
1.4MHz	1 RB high	1909.3	23.21	23.05	21.51
		1880.0	23.16	22.63	21.58
		1850.7	23.12	22.72	21.54
	1 RB low	1909.3	23.17	23.03	21.58
		1880.0	23.19	22.65	21.40
		1850.7	23.15	22.74	21.51
	50% RB mid	1909.3	23.11	22.95	21.52
		1880.0	23.23	22.84	21.77
		1850.7	23.19	22.64	21.54
	100% RB	1909.3	22.64	21.57	20.38
		1880.0	22.62	21.81	20.40
		1850.7	22.61	21.83	20.52
3MHz	1 RB high	1908.5	23.15	23.03	21.77
		1880.0	23.29	22.72	21.61
		1851.5	23.21	22.46	21.53
	1 RB low	1908.5	23.33	23.13	21.41
		1880.0	23.16	22.71	21.60
		1851.5	23.10	22.51	21.61
	50% RB mid	1908.5	22.68	21.79	20.63
		1880.0	22.68	21.78	20.48
		1851.5	22.79	21.84	20.52
	100% RB	1908.5	22.68	21.75	20.15

		1880.0	22.71	21.66	20.42
		1851.5	22.71	21.74	20.42
5MHz	1 RB high	1907.5	23.25	22.50	21.60
		1880.0	23.30	22.90	21.53
		1852.5	23.57	23.12	21.59
	1 RB low	1907.5	23.32	22.83	21.68
		1880.0	23.42	22.99	21.61
		1852.5	23.54	23.30	22.00
	50% RB mid	1907.5	22.80	21.83	20.41
		1880.0	22.76	21.86	20.51
		1852.5	22.76	21.93	20.59
	100% RB	1907.5	22.80	21.73	20.26
		1880.0	22.73	21.78	20.40
		1852.5	22.76	21.81	20.58
10MHz	1 RB high	1905.0	23.49	22.89	21.85
		1880.0	23.40	22.77	21.64
		1855.0	23.47	23.21	21.85
	1 RB low	1905.0	23.56	22.92	21.77
		1880.0	23.37	22.74	21.62
		1855.0	23.45	23.16	21.80
	50% RB mid	1905.0	22.80	21.80	20.41
		1880.0	22.74	21.79	20.43
		1855.0	22.79	21.84	20.54
	100% RB	1905.0	22.84	22.06	20.50
		1880.0	22.78	21.78	20.36
		1855.0	22.73	21.75	20.43
15MHz	1 RB high	1902.5	23.63	23.29	21.65
		1880.0	23.47	22.80	21.82
		1857.5	23.63	23.38	21.96
	1 RB low	1902.5	23.61	23.31	21.82
		1880.0	23.49	22.85	21.95
		1857.5	23.68	23.47	21.90
	50% RB mid	1902.5	22.85	21.80	20.61
		1880.0	22.85	21.84	20.52
		1857.5	22.92	21.98	20.69
	100% RB	1902.5	22.78	21.80	20.61
		1880.0	22.77	21.77	20.53
		1857.5	22.83	21.80	20.60
20MHz	1 RB high	1900.0	23.39	22.56	21.97
		1880.0	23.36	22.66	21.92
		1860.0	23.74	22.74	22.04
	1 RB low	1900.0	23.77	22.97	22.50
		1880.0	23.88	22.92	22.41





		1860.0	24.08	22.89	22.28
	50% RB mid	1900.0	22.68	21.79	21.19
		1880.0	22.54	21.60	21.08
		1860.0	22.60	21.65	21.29
	100% RB	1900.0	22.62	21.57	21.16
		1880.0	22.61	21.39	21.13
		1860.0	22.55	21.55	21.18

**LTE band 5**

Bandwidth	RB size/offset	Frequency (MHz)	Power (dBm)		
			QPSK	16QAM	64QAM
1.4MHz	1 RB high	848.3	23.47	22.48	22.04
		836.5	23.50	22.59	21.88
		824.7	23.43	22.82	21.80
	1 RB low	848.3	23.51	22.46	22.04
		836.5	23.42	22.49	21.87
		824.7	23.42	22.81	21.92
	50% RB mid	848.3	23.54	22.68	21.91
		836.5	23.50	22.52	21.84
		824.7	23.44	22.58	21.86
	100% RB	848.3	22.47	21.65	20.90
		836.5	22.42	21.66	20.53
		824.7	22.35	21.27	20.62
3MHz	1 RB high	847.5	23.45	22.49	21.98
		836.5	23.43	22.33	21.86
		825.5	23.44	22.96	21.90
	1 RB low	847.5	23.44	22.53	22.03
		836.5	23.44	22.45	21.85
		825.5	23.48	22.91	22.01
	50% RB mid	847.5	22.56	21.62	20.90
		836.5	22.52	21.64	20.63
		825.5	22.45	21.52	20.94
	100% RB	847.5	22.56	21.52	20.83
		836.5	22.52	21.57	20.53
		825.5	22.46	21.46	20.83
5MHz	1 RB high	846.5	23.46	22.60	21.97
		836.5	23.59	22.67	21.92
		826.5	23.60	23.04	21.90
	1 RB low	846.5	23.50	22.55	21.94
		836.5	23.64	22.76	21.88
		826.5	23.50	22.99	21.88
	50% RB mid	846.5	22.60	21.56	20.86
		836.5	22.56	21.65	20.58
		826.5	22.44	21.59	20.85
	100% RB	846.5	22.52	21.50	20.83
		836.5	22.54	21.60	20.76
		826.5	22.46	21.48	20.71
10MHz	1 RB high	844.0	23.32	23.08	22.40
		836.5	23.14	23.03	22.14
		829.0	23.12	23.47	22.08
	1 RB low	844.0	23.24	22.88	22.10



		836.5	22.90	23.01	21.97
		829.0	22.85	23.53	22.09
	50% RB mid	844.0	22.97	23.09	20.83
		836.5	22.84	22.90	20.75
		829.0	22.97	22.98	20.72
	100% RB	844.0	23.02	22.99	20.82
		836.5	22.86	22.88	20.76
		829.0	23.00	22.99	20.70

**LTE band 7**

Bandwidth	RB size/offset	Frequency (MHz)	Power (dBm)		
			QPSK	16QAM	64QAM
5MHz	1 RB high	2567.5	22.97	22.09	20.57
		2535.0	22.82	21.90	20.21
		2502.5	22.84	22.40	20.60
	1 RB low	2567.5	23.07	22.13	20.69
		2535.0	22.86	21.91	20.09
		2502.5	23.01	22.52	20.76
	50% RB mid	2567.5	21.93	20.99	19.49
		2535.0	21.66	20.74	19.14
		2502.5	21.84	20.96	19.37
	100% RB	2567.5	21.93	20.89	19.38
		2535.0	21.68	20.67	18.99
		2502.5	21.86	20.89	19.33
10MHz	1 RB high	2565.0	23.06	22.04	20.66
		2535.0	22.80	21.75	20.35
		2505.0	23.05	22.39	20.40
	1 RB low	2565.0	23.12	22.13	20.73
		2535.0	22.90	22.00	20.51
		2505.0	23.08	22.56	20.85
	50% RB mid	2565.0	21.90	20.98	19.42
		2535.0	21.64	20.66	19.00
		2505.0	21.76	20.83	19.27
	100% RB	2565.0	21.91	20.93	19.42
		2535.0	21.70	20.61	19.10
		2505.0	21.82	20.85	19.29
15MHz	1 RB high	2562.5	22.90	22.36	20.57
		2535.0	22.75	22.19	20.58
		2507.5	22.71	21.65	20.50
	1 RB low	2562.5	22.80	22.23	20.41
		2535.0	22.73	22.12	20.07
		2507.5	22.75	21.75	20.41
	50% RB mid	2562.5	21.84	20.95	19.42
		2535.0	21.77	20.75	19.15
		2507.5	21.86	20.87	19.31
	100% RB	2562.5	21.81	20.87	19.32
		2535.0	21.72	20.70	19.13
		2507.5	21.68	20.69	19.14
20MHz	1 RB high	2560.0	22.86	22.38	20.49
		2535.0	22.79	22.22	20.40
		2510.0	22.78	22.30	20.70
	1 RB low	2560.0	22.76	22.21	20.33



		2535.0	22.74	22.15	20.33
		2510.0	22.87	22.28	20.60
	50% RB mid	2560.0	21.86	20.87	19.42
		2535.0	21.89	20.72	19.15
		2510.0	21.80	20.81	19.27
	100% RB	2560.0	21.84	20.81	19.27
		2535.0	21.76	20.70	19.06
		2510.0	21.75	20.81	19.28

**LTE band 12**

Bandwidth	RB size/offset	Frequency (MHz)	Power (dBm)		
			QPSK	16QAM	64QAM
1.4MHz	1 RB high	715.3	24.37	23.74	22.45
		707.5	24.56	23.60	22.59
		699.7	24.48	23.62	22.42
	1 RB low	715.3	24.34	23.70	22.38
		707.5	24.46	23.46	22.49
		699.7	24.52	23.67	22.57
	50% RB mid	715.3	24.40	23.60	22.66
		707.5	24.55	23.75	22.54
		699.7	24.48	23.48	22.56
	100% RB	715.3	23.29	22.25	21.26
		707.5	23.51	22.70	21.47
		699.7	23.44	22.65	21.37
3MHz	1 RB high	714.5	24.39	23.74	22.48
		707.5	24.52	23.50	22.46
		700.5	24.53	23.42	22.64
	1 RB low	714.5	24.51	23.82	22.54
		707.5	24.64	23.67	22.56
		700.5	24.60	23.47	22.52
	50% RB mid	714.5	23.48	22.57	21.43
		707.5	23.55	22.65	21.55
		700.5	23.57	22.65	21.52
	100% RB	714.5	23.47	22.48	21.36
		707.5	23.61	22.54	21.50
		700.5	23.57	22.57	21.47
5MHz	1 RB high	713.5	25.00	23.90	22.47
		707.5	24.58	23.64	22.48
		701.5	24.69	23.75	22.71
	1 RB low	713.5	24.87	23.88	22.67
		707.5	24.61	23.69	22.60
		701.5	24.60	23.89	22.60
	50% RB mid	713.5	23.53	22.66	21.50
		707.5	23.64	22.64	21.60
		701.5	23.63	22.76	21.58
	100% RB	713.5	23.56	22.58	21.44
		707.5	23.63	22.62	21.64
		701.5	23.75	22.73	21.57
10MHz	1 RB high	711.0	24.38	23.15	22.98
		707.5	24.45	23.81	23.12
		704.0	24.59	23.40	23.05
	1 RB low	711.0	24.62	23.56	23.67



		707.5	24.69	23.98	23.31
		704.0	24.71	23.64	23.38
	50% RB mid	711.0	23.36	22.38	21.96
		707.5	23.35	22.43	22.03
		704.0	23.41	22.53	21.97
	100% RB	711.0	23.38	22.36	21.98
		707.5	23.39	22.47	22.14
		704.0	23.39	22.43	22.33

**LTE band 18(815MHz~824MHz)**

Bandwidth	RB size/offset	Frequency (MHz)	Power (dBm)		
			QPSK	16QAM	64QAM
5MHz	1 RB high	821.5	23.29	22.58	21.46
		819.5	23.24	22.66	21.50
		817.5	23.37	22.43	21.45
	1 RB low	821.5	23.29	22.67	21.48
		819.5	23.31	22.57	21.47
		817.5	23.39	22.56	21.65
	50% RB mid	821.5	22.33	21.38	20.34
		819.5	22.38	21.35	20.36
		817.5	22.36	21.33	20.37
	100% RB	821.5	22.30	21.36	20.35
		819.5	22.39	21.42	20.45
		817.5	22.34	21.39	20.38

**LTE band 18(824MHz~830MHz)**

Bandwidth	RB size/offset	Frequency (MHz)	Power (dBm)		
			QPSK	16QAM	64QAM
5MHz	1 RB high	827.5	23.24	22.60	21.46
		827.0	23.22	22.59	21.38
		826.5	23.27	22.62	21.51
	1 RB low	827.5	23.41	22.69	21.54
		827.0	23.43	22.67	21.66
		826.5	23.44	22.65	21.69
	50% RB mid	827.5	22.31	21.37	20.36
		827.0	22.49	21.54	20.47
		826.5	22.42	21.29	20.48
	100% RB	827.5	22.32	21.39	20.38
		827.0	22.41	21.46	20.44
		826.5	22.31	21.35	20.37



**LTE band 19**

Bandwidth	RB size/offset	Frequency (MHz)	Power (dBm)		
			QPSK	16QAM	64QAM
5MHz	1 RB high	842.5	23.14	22.28	21.14
		837.5	23.18	22.29	21.23
		832.5	23.26	22.69	21.31
	1 RB low	842.5	23.14	22.29	21.17
		837.5	23.12	22.26	21.16
		832.5	23.24	22.73	21.16
	50% RB mid	842.5	22.18	21.20	20.07
		837.5	22.14	21.19	20.09
		832.5	22.14	21.30	20.02
	100% RB	842.5	22.17	21.15	20.04
		837.5	22.14	21.16	19.99
		832.5	22.13	21.21	20.00
10MHz	1 RB high	840.0	23.50	22.84	21.99
		837.5	23.49	22.38	21.46
		835.0	23.51	22.38	21.65
	1 RB low	840.0	23.15	22.60	21.32
		837.5	23.19	22.22	21.38
		835.0	23.17	22.25	21.38
	50% RB mid	840.0	22.14	21.14	20.04
		837.5	22.14	21.26	20.02
		835.0	22.21	21.21	20.01
	100% RB	840.0	22.17	21.19	20.01
		837.5	22.15	21.14	19.97
		835.0	22.11	21.10	19.95
15MHz	1 RB high	837.5	23.28	22.67	21.44
	1 RB low	837.5	23.38	22.79	21.49
	50% RB mid	837.5	22.26	21.21	20.22
	100% RB	837.5	22.29	21.29	20.22

**LTE band 38**

Bandwidth	RB size/offset	Frequency (MHz)	Power (dBm)		
			QPSK	16QAM	64QAM
5MHz	1 RB high	2617.5	23.99	23.16	21.21
		2595.0	23.71	23.01	21.35
		2572.5	23.79	23.19	21.28
	1 RB low	2617.5	23.97	23.19	21.44
		2595.0	23.90	23.14	21.51
		2572.5	23.80	23.19	21.24
	50% RB mid	2617.5	22.91	21.95	20.45
		2595.0	22.83	21.79	20.48
		2572.5	22.78	21.88	20.38
	100% RB	2617.5	22.94	21.93	20.49
		2595.0	22.81	21.84	20.50
		2572.5	22.76	21.78	20.41
10MHz	1 RB high	2615.0	24.05	23.66	21.37
		2595.0	24.15	23.56	21.59
		2575.0	23.89	23.22	21.48
	1 RB low	2615.0	23.88	23.48	21.41
		2595.0	23.95	23.54	21.59
		2575.0	24.04	23.05	21.43
	50% RB mid	2615.0	22.85	21.82	20.37
		2595.0	22.75	21.79	20.45
		2575.0	22.77	21.78	20.39
	100% RB	2615.0	22.90	21.95	20.28
		2595.0	22.73	21.82	20.46
		2575.0	22.82	21.82	20.39
15MHz	1 RB high	2612.5	23.93	23.46	21.46
		2595.0	24.09	23.45	21.49
		2577.5	23.97	23.36	21.42
	1 RB low	2612.5	23.98	23.29	21.37
		2595.0	23.84	23.29	21.32
		2577.5	23.82	23.15	21.24
	50% RB mid	2612.5	23.10	22.12	20.49
		2595.0	22.98	22.00	20.46
		2577.5	22.96	22.00	20.44
	100% RB	2612.5	23.07	22.06	20.45
		2595.0	22.88	21.99	20.39
		2577.5	22.95	21.96	20.44
20MHz	1 RB high	2610.0	24.32	23.57	22.73
		2595.0	24.21	23.63	22.70
		2580.0	24.17	23.51	22.86
	1 RB low	2610.0	24.23	23.32	22.91



		2595.0	24.03	23.39	22.65
		2580.0	23.95	23.20	22.54
	50% RB mid	2610.0	23.30	22.30	21.78
		2595.0	23.06	22.05	21.74
		2580.0	23.26	22.02	21.77
	100% RB	2610.0	23.29	22.32	21.82
		2595.0	23.11	22.04	21.65
		2580.0	23.07	21.95	21.64

**LTE band 66**

Bandwidth	RB size/offset	Frequency (MHz)	Power (dBm)		
			QPSK	16QAM	64QAM
1.4MHz	1 RB high	1779.3	23.28	22.33	20.81
		1745.0	23.34	22.46	20.90
		1710.7	23.23	22.62	21.03
	1 RB low	1779.3	23.28	22.32	20.96
		1745.0	23.32	22.40	20.86
		1710.7	23.23	22.63	20.98
	50% RB mid	1779.3	23.35	22.51	20.81
		1745.0	23.36	22.43	21.19
		1710.7	23.26	22.41	21.09
	100% RB	1779.3	22.24	21.48	19.93
		1745.0	22.33	21.52	19.92
		1710.7	22.17	21.13	19.83
3MHz	1 RB high	1778.5	23.27	22.76	20.90
		1745.0	23.25	22.36	21.08
		1711.5	23.21	22.11	21.04
	1 RB low	1778.5	23.44	22.91	21.06
		1745.0	23.39	22.41	21.14
		1711.5	23.19	22.18	21.17
	50% RB mid	1778.5	22.32	21.44	19.90
		1745.0	22.41	21.46	19.97
		1711.5	22.30	21.43	20.01
	100% RB	1778.5	22.33	21.37	20.02
		1745.0	22.40	21.37	19.91
		1711.5	22.30	21.32	19.95
5MHz	1 RB high	1777.5	23.44	22.46	20.99
		1745.0	23.47	22.85	21.12
		1712.5	23.26	22.35	21.05
	1 RB low	1777.5	23.49	22.59	21.10
		1745.0	23.65	22.89	21.03
		1712.5	23.34	22.41	21.12
	50% RB mid	1777.5	22.34	21.48	20.10
		1745.0	22.34	21.50	20.04
		1712.5	22.25	21.28	19.93
	100% RB	1777.5	22.38	21.34	20.23
		1745.0	22.36	21.43	19.92
		1712.5	22.28	21.22	19.95
10MHz	1 RB high	1775.0	23.80	22.66	21.45
		1745.0	23.86	23.19	21.58
		1715.0	23.87	22.79	21.69
	1 RB low	1775.0	22.72	21.72	20.61

		1745.0	22.75	22.10	20.52	
		1715.0	22.67	21.67	20.51	
		1775.0	22.41	21.46	19.99	
	50% RB mid	1745.0	22.36	21.42	20.02	
		1715.0	22.30	21.41	19.97	
		1775.0	22.33	21.39	20.07	
		1745.0	22.34	21.38	20.02	
100% RB	1715.0	22.28	21.32	19.96		
	1775.0	22.33	21.39	20.07		
	1745.0	22.34	21.38	20.02		
15MHz	1 RB high	1772.5	23.44	22.35	21.38	
		1745.0	23.51	22.80	21.19	
		1717.5	23.52	22.89	21.20	
	1 RB low	1772.5	23.65	22.55	21.60	
		1745.0	23.44	22.82	21.29	
		1717.5	23.57	22.98	21.47	
	50% RB mid	1772.5	22.34	21.37	20.11	
		1745.0	22.16	21.23	19.82	
		1717.5	22.31	21.23	19.98	
	100% RB	1772.5	22.36	21.39	20.18	
		1745.0	22.13	21.21	19.79	
		1717.5	22.32	21.32	19.92	
	20MHz	1 RB high	1770.0	23.93	23.11	22.26
			1745.0	23.61	23.09	22.18
			1720.0	23.70	23.10	22.32
1 RB low		1770.0	23.22	22.70	21.70	
		1745.0	22.96	22.42	21.55	
		1720.0	23.17	22.58	21.78	
50% RB mid		1770.0	22.34	21.32	21.00	
		1745.0	22.20	21.24	20.59	
		1720.0	22.34	21.30	20.75	
100% RB		1770.0	22.33	21.38	20.62	
		1745.0	22.22	21.21	20.49	
		1720.0	22.36	21.37	20.78	

### A.1.3 Radiated

#### A.1.3.1 Description

This is the test for the maximum radiated power from the EUT.

Part 22.913(a) specifies "The ERP of mobile transmitters and auxiliary test transmitters must not exceed 7 watts".

Part 24.232(c) specifies "Mobile and portable stations are limited to 2 watts EIRP".

Part 27.50(d) specifies "Fixed, mobile, and portable (handheld) stations operating in the 1710–1755 MHz band and mobile and portable stations operating in the 1695–1710 MHz and 1755–1780 MHz bands are limited to 1 watt EIRP".

Part 27.50(h) specifies "Mobile stations are limited to 2.0 watts EIRP".

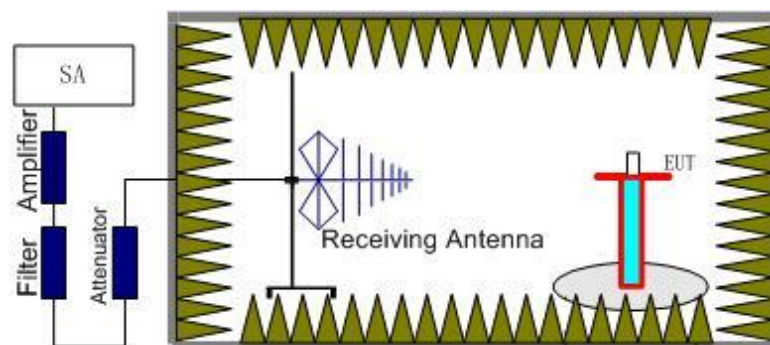
Part 27.50(c) specifies "Portable stations (hand-held devices) in the 600 MHz uplink band and the 698–746 MHz band, and fixed and mobile stations in the 600 MHz uplink band are limited to 3 watts ERP".

Part 90.635(b) specifies "The maximum output power of the transmitter for mobile stations is 100 watts".

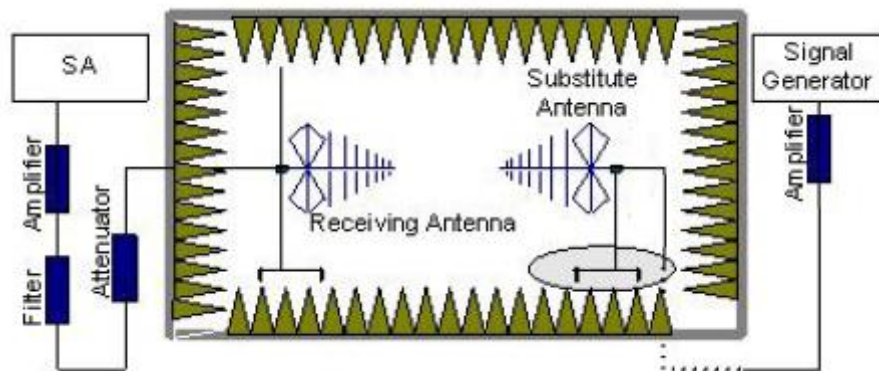
#### A.1.3.2 Method of Measurement

The measurements procedures in TIA-603E-2016 are used.

1. EUT was placed on a 1.5-meter-high non-conductive stand at a 3-meter test distance from the receive antenna. A receiving antenna was placed on the antenna mast 3 meters from the EUT for emission measurements. The height of receiving antenna is 1.5m. The test setup refers to figure below. Detected emissions were maximized at each frequency by rotating the EUT through 360 and adjusting the receiving antenna polarization. The radiated emission measurements of all transmit frequencies in three channels (High, Middle, Low) were measured with rms detector.



2. The EUT is then put into continuously transmitting mode at its maximum power level during the test. And the maximum value of the receiver should be recorded as (Pr).
3. The EUT shall be replaced by a substitution antenna. The test setup refers to figure below.



In the chamber, a substitution antenna for the frequency band of interest is placed at the reference point of the chamber. An RF signal source for the frequency band of interest is connected to the substitution antenna with a cable that has been constructed to not interfere with the radiation pattern of the antenna. A power ( $P_{Mea}$ ) is applied to the input of the substitution antenna. Adjust the level of the signal generator output until the value of the receiver reaches the previously recorded ( $P_r$ ). The power of signal source ( $P_{Mea}$ ) is recorded. The test should be performed by rotating the test item and adjusting the receiving antenna polarization.

4. An amplifier should be connected to the Signal Source output port. And the cable should be connected between the amplifier and the substitution antenna. The cable loss ( $P_{cl}$ ), the substitution antenna Gain ( $G_a$ ) and the amplifier Gain ( $P_{Ag}$ ) should be recorded after test.

The measurement results are obtained as described below:

$$\text{Power (EIRP)} = P_{Mea} + P_{Ag} - P_{cl} + G_a$$

5. This value is EIRP since the measurement is calibrated using an antenna of known gain (unit dBi) and known input power.
6. ERP can be calculated from EIRP by subtracting the gain of the dipole,  $ERP = EIRP - 2.15$ .

### A.1.3.3 Measurement result

#### LTE Band 2-EIRP

Limits: ≤33dBm (2W)

#### LTE Band 2\_1.4MHz\_QPSK

Frequency (MHz)	P <sub>Mea</sub> (dBm)	P <sub>cl</sub> (dB)	P <sub>Ag</sub> (dB)	G <sub>a</sub> (dBi)	EIRP (dBm)	Limit (dBm)	Margin (dB)	Polarization
1850.70	-22.39	2.92	43.75	4.87	23.31	33.00	9.69	H
1880.00	-21.14	2.85	43.75	4.82	24.58	33.00	8.42	H
1909.30	-19.73	2.87	43.77	4.76	25.93	33.00	7.07	H

#### LTE Band 2\_3MHz\_QPSK

Frequency (MHz)	P <sub>Mea</sub> (dBm)	P <sub>cl</sub> (dB)	P <sub>Ag</sub> (dB)	G <sub>a</sub> (dBi)	EIRP (dBm)	Limit (dBm)	Margin (dB)	Polarization
1851.50	-22.36	2.87	43.75	4.87	23.39	33.00	9.61	H
1880.00	-21.10	2.85	43.75	4.82	24.62	33.00	8.38	H
1908.50	-19.82	2.89	43.78	4.76	25.83	33.00	7.17	H

#### LTE Band 2\_5MHz\_QPSK

Frequency (MHz)	P <sub>Mea</sub> (dBm)	P <sub>cl</sub> (dB)	P <sub>Ag</sub> (dB)	G <sub>a</sub> (dBi)	EIRP (dBm)	Limit (dBm)	Margin (dB)	Polarization
1852.50	-22.55	2.87	43.75	4.87	23.20	33.00	9.80	H
1880.00	-21.16	2.85	43.75	4.82	24.56	33.00	8.44	H
1907.50	-20.19	2.84	43.77	4.77	25.51	33.00	7.49	H

#### LTE Band 2\_10MHz\_QPSK

Frequency (MHz)	P <sub>Mea</sub> (dBm)	P <sub>cl</sub> (dB)	P <sub>Ag</sub> (dB)	G <sub>a</sub> (dBi)	EIRP (dBm)	Limit (dBm)	Margin (dB)	Polarization
1855.00	-22.51	2.88	43.74	4.86	23.21	33.00	9.79	H
1880.00	-21.15	2.85	43.75	4.82	24.57	33.00	8.43	H
1905.00	-20.17	2.87	43.77	4.77	25.50	33.00	7.50	H

#### LTE Band 2\_15MHz\_QPSK

Frequency (MHz)	P <sub>Mea</sub> (dBm)	P <sub>cl</sub> (dB)	P <sub>Ag</sub> (dB)	G <sub>a</sub> (dBi)	EIRP (dBm)	Limit (dBm)	Margin (dB)	Polarization
1857.50	-22.67	2.87	43.75	4.86	23.07	33.00	9.93	H
1880.00	-21.11	2.85	43.75	4.82	24.61	33.00	8.39	H
1902.50	-20.56	2.86	43.77	4.78	25.13	33.00	7.87	H

#### LTE Band 2\_20 MHz\_QPSK

Frequency (MHz)	P <sub>Mea</sub> (dBm)	P <sub>cl</sub> (dB)	P <sub>Ag</sub> (dB)	G <sub>a</sub> (dBi)	EIRP (dBm)	Limit (dBm)	Margin (dB)	Polarization
1860.00	-22.51	2.86	43.75	4.85	23.23	33.00	9.77	H
1880.00	-21.14	2.85	43.75	4.82	24.58	33.00	8.42	H
1900.00	-20.58	2.87	43.77	4.78	25.10	33.00	7.90	H



**LTE Band 2\_1.4MHz\_16QAM**

Frequency (MHz)	P <sub>Mea</sub> (dBm)	P <sub>cl</sub> (dB)	P <sub>Ag</sub> (dB)	G <sub>a</sub> (dBi)	EIRP (dBm)	Limit (dBm)	Margin (dB)	Polarization
1850.70	-22.91	2.92	43.75	4.87	22.79	33.00	10.21	H
1880.00	-21.72	2.85	43.75	4.82	24.00	33.00	9.00	H
1909.30	-20.20	2.87	43.77	4.76	25.46	33.00	7.54	H

**LTE Band 2\_3MHz\_16QAM**

Frequency (MHz)	P <sub>Mea</sub> (dBm)	P <sub>cl</sub> (dB)	P <sub>Ag</sub> (dB)	G <sub>a</sub> (dBi)	EIRP (dBm)	Limit (dBm)	Margin (dB)	Polarization
1851.50	-22.91	2.87	43.75	4.87	22.84	33.00	10.16	H
1880.00	-21.66	2.85	43.75	4.82	24.06	33.00	8.94	H
1908.50	-20.43	2.89	43.78	4.76	25.22	33.00	7.78	H

**LTE Band 2\_5MHz\_16QAM**

Frequency (MHz)	P <sub>Mea</sub> (dBm)	P <sub>cl</sub> (dB)	P <sub>Ag</sub> (dB)	G <sub>a</sub> (dBi)	EIRP (dBm)	Limit (dBm)	Margin (dB)	Polarization
1852.50	-23.00	2.87	43.75	4.87	22.75	33.00	10.25	H
1880.00	-21.64	2.85	43.75	4.82	24.08	33.00	8.92	H
1907.50	-20.63	2.84	43.77	4.77	25.07	33.00	7.93	H

**LTE Band 2\_10MHz\_16QAM**

Frequency (MHz)	P <sub>Mea</sub> (dBm)	P <sub>cl</sub> (dB)	P <sub>Ag</sub> (dB)	G <sub>a</sub> (dBi)	EIRP (dBm)	Limit (dBm)	Margin (dB)	Polarization
1855.00	-22.91	2.88	43.74	4.86	22.81	33.00	10.19	H
1880.00	-21.68	2.85	43.75	4.82	24.04	33.00	8.96	H
1905.00	-20.77	2.87	43.77	4.77	24.90	33.00	8.10	H

**LTE Band 2\_15MHz\_16QAM**

Frequency (MHz)	P <sub>Mea</sub> (dBm)	P <sub>cl</sub> (dB)	P <sub>Ag</sub> (dB)	G <sub>a</sub> (dBi)	EIRP (dBm)	Limit (dBm)	Margin (dB)	Polarization
1857.50	-23.23	2.87	43.75	4.86	22.51	33.00	10.49	H
1880.00	-21.65	2.85	43.75	4.82	24.07	33.00	8.93	H
1902.50	-21.13	2.86	43.77	4.78	24.56	33.00	8.44	H

**LTE Band 2\_20 MHz\_16QAM**

Frequency (MHz)	P <sub>Mea</sub> (dBm)	P <sub>cl</sub> (dB)	P <sub>Ag</sub> (dB)	G <sub>a</sub> (dBi)	EIRP (dBm)	Limit (dBm)	Margin (dB)	Polarization
1860.00	-22.99	2.86	43.75	4.85	22.75	33.00	10.25	H
1880.00	-21.63	2.85	43.75	4.82	24.09	33.00	8.91	H
1900.00	-21.12	2.87	43.77	4.78	24.56	33.00	8.44	H

**LTE Band 2\_1.4MHz\_64QAM**

Frequency (MHz)	P <sub>Mea</sub> (dBm)	P <sub>cl</sub> (dB)	P <sub>Ag</sub> (dB)	G <sub>a</sub> (dBi)	EIRP (dBm)	Limit (dBm)	Margin (dB)	Polarization
1850.70	-23.13	2.92	43.75	4.87	22.57	33.00	10.43	H
1880.00	-21.99	2.85	43.75	4.82	23.73	33.00	9.27	H
1909.30	-20.47	2.87	43.77	4.76	25.19	33.00	7.81	H

**LTE Band 2\_3MHz\_64QAM**

Frequency (MHz)	P <sub>Mea</sub> (dBm)	P <sub>cl</sub> (dB)	P <sub>Ag</sub> (dB)	G <sub>a</sub> (dBi)	EIRP (dBm)	Limit (dBm)	Margin (dB)	Polarization
1851.50	-23.20	2.87	43.75	4.87	22.55	33.00	10.45	H
1880.00	-21.96	2.85	43.75	4.82	23.76	33.00	9.24	H
1908.50	-20.65	2.89	43.78	4.76	25.00	33.00	8.00	H

**LTE Band 2\_5MHz\_64QAM**

Frequency (MHz)	P <sub>Mea</sub> (dBm)	P <sub>cl</sub> (dB)	P <sub>Ag</sub> (dB)	G <sub>a</sub> (dBi)	EIRP (dBm)	Limit (dBm)	Margin (dB)	Polarization
1852.50	-23.18	2.87	43.75	4.87	22.57	33.00	10.43	H
1880.00	-21.87	2.85	43.75	4.82	23.85	33.00	9.15	H
1907.50	-20.81	2.84	43.77	4.77	24.89	33.00	8.11	H

**LTE Band 2\_10MHz\_64QAM**

Frequency (MHz)	P <sub>Mea</sub> (dBm)	P <sub>cl</sub> (dB)	P <sub>Ag</sub> (dB)	G <sub>a</sub> (dBi)	EIRP (dBm)	Limit (dBm)	Margin (dB)	Polarization
1855.00	-23.15	2.88	43.74	4.86	22.57	33.00	10.43	H
1880.00	-21.95	2.85	43.75	4.82	23.77	33.00	9.23	H
1905.00	-21.05	2.87	43.77	4.77	24.62	33.00	8.38	H

**LTE Band 2\_15MHz\_64QAM**

Frequency (MHz)	P <sub>Mea</sub> (dBm)	P <sub>cl</sub> (dB)	P <sub>Ag</sub> (dB)	G <sub>a</sub> (dBi)	EIRP (dBm)	Limit (dBm)	Margin (dB)	Polarization
1857.50	-23.51	2.87	43.75	4.86	22.23	33.00	10.77	H
1880.00	-21.89	2.85	43.75	4.82	23.83	33.00	9.17	H
1902.50	-21.36	2.86	43.77	4.78	24.33	33.00	8.67	H

**LTE Band 2\_20 MHz\_64QAM**

Frequency (MHz)	P <sub>Mea</sub> (dBm)	P <sub>cl</sub> (dB)	P <sub>Ag</sub> (dB)	G <sub>a</sub> (dBi)	EIRP (dBm)	Limit (dBm)	Margin (dB)	Polarization
1860.00	-23.26	2.86	43.75	4.85	22.48	33.00	10.52	H
1880.00	-21.88	2.85	43.75	4.82	23.84	33.00	9.16	H
1900.00	-21.38	2.87	43.77	4.78	24.30	33.00	8.70	H

**LTE Band 5-ERP**

Limits: ≤38.45dBm (7W)

**LTE Band 5\_1.4MHz\_QPSK**

Frequency (MHz)	P <sub>Mea</sub> (dBm)	P <sub>cl</sub> (dB)	P <sub>Ag</sub> (dB)	G <sub>a</sub> (dBi)	Correction (dB)	ERP (dBm)	Limit (dBm)	Margin (dB)	Polarization
824.70	-21.12	2.26	45.79	0.95	2.15	21.21	38.45	17.24	H
836.50	-21.19	2.26	45.66	0.82	2.15	20.88	38.45	17.57	H
848.30	-22.12	2.27	45.55	0.80	2.15	19.81	38.45	18.64	H

**LTE Band 5\_3MHz\_QPSK**

Frequency (MHz)	P <sub>Mea</sub> (dBm)	P <sub>cl</sub> (dB)	P <sub>Ag</sub> (dB)	G <sub>a</sub> (dBi)	Correction (dB)	ERP (dBm)	Limit (dBm)	Margin (dB)	Polarization
825.50	-21.11	2.26	45.79	0.94	2.15	21.21	38.45	17.24	H
836.50	-21.22	2.26	45.66	0.82	2.15	20.85	38.45	17.60	H
847.50	-21.39	2.27	45.56	0.81	2.15	20.56	38.45	17.89	H

**LTE Band 5\_5MHz\_QPSK**

Frequency (MHz)	P <sub>Mea</sub> (dBm)	P <sub>cl</sub> (dB)	P <sub>Ag</sub> (dB)	G <sub>a</sub> (dBi)	Correction (dB)	ERP (dBm)	Limit (dBm)	Margin (dB)	Polarization
826.50	-21.13	2.25	45.77	0.93	2.15	21.17	38.45	17.28	H
836.50	-21.16	2.26	45.66	0.82	2.15	20.91	38.45	17.54	H
846.50	-21.56	2.26	45.56	0.82	2.15	20.41	38.45	18.04	H

**LTE Band 5\_10MHz\_QPSK**

Frequency (MHz)	P <sub>Mea</sub> (dBm)	P <sub>cl</sub> (dB)	P <sub>Ag</sub> (dB)	G <sub>a</sub> (dBi)	Correction (dB)	ERP (dBm)	Limit (dBm)	Margin (dB)	Polarization
829.00	-21.35	2.13	45.74	0.90	2.15	21.01	38.45	17.44	H
836.50	-21.21	2.26	45.66	0.82	2.15	20.86	38.45	17.59	H
844.00	-21.72	2.26	45.59	0.82	2.15	20.28	38.45	18.17	H

**LTE Band 5\_1.4MHz\_16QAM**

Frequency (MHz)	P <sub>Mea</sub> (dBm)	P <sub>cl</sub> (dB)	P <sub>Ag</sub> (dB)	G <sub>a</sub> (dBi)	Correction (dB)	ERP (dBm)	Limit (dBm)	Margin (dB)	Polarization
824.70	-22.10	2.26	45.79	0.95	2.15	20.23	38.45	18.22	H
836.50	-22.14	2.26	45.66	0.82	2.15	19.93	38.45	18.52	H
848.30	-23.00	2.27	45.55	0.80	2.15	18.93	38.45	19.52	H

**LTE Band 5\_3MHz\_16QAM**

Frequency (MHz)	P <sub>Mea</sub> (dBm)	P <sub>cl</sub> (dB)	P <sub>Ag</sub> (dB)	G <sub>a</sub> (dBi)	Correction (dB)	ERP (dBm)	Limit (dBm)	Margin (dB)	Polarization
825.50	-22.20	2.26	45.79	0.94	2.15	20.12	38.45	18.33	H
836.50	-21.99	2.26	45.66	0.82	2.15	20.08	38.45	18.37	H
847.50	-22.38	2.27	45.56	0.81	2.15	19.57	38.45	18.88	H

**LTE Band 5\_5MHz\_16QAM**

Frequency (MHz)	P <sub>Mea</sub> (dBm)	P <sub>cl</sub> (dB)	P <sub>Ag</sub> (dB)	G <sub>a</sub> (dBi)	Correction (dB)	ERP (dBm)	Limit (dBm)	Margin (dB)	Polarization
826.50	-22.04	2.25	45.77	0.93	2.15	20.26	38.45	18.19	H
836.50	-22.11	2.26	45.66	0.82	2.15	19.96	38.45	18.49	H
846.50	-22.34	2.26	45.56	0.82	2.15	19.63	38.45	18.82	H

**LTE Band 5\_10MHz\_16QAM**

Frequency (MHz)	P <sub>Mea</sub> (dBm)	P <sub>cl</sub> (dB)	P <sub>Ag</sub> (dB)	G <sub>a</sub> (dBi)	Correction (dB)	ERP (dBm)	Limit (dBm)	Margin (dB)	Polarization
829.00	-22.30	2.13	45.74	0.90	2.15	20.06	38.45	18.39	H
836.50	-22.07	2.26	45.66	0.82	2.15	20.00	38.45	18.45	H
844.00	-22.51	2.26	45.59	0.82	2.15	19.49	38.45	18.96	H

**LTE Band 5\_1.4MHz\_64QAM**

Frequency (MHz)	P <sub>Mea</sub> (dBm)	P <sub>cl</sub> (dB)	P <sub>Ag</sub> (dB)	G <sub>a</sub> (dBi)	Correction (dB)	ERP (dBm)	Limit (dBm)	Margin (dB)	Polarization
824.70	-22.76	2.26	45.79	0.95	2.15	19.57	38.45	18.88	H
836.50	-22.79	2.26	45.66	0.82	2.15	19.28	38.45	19.17	H
848.30	-23.63	2.27	45.55	0.80	2.15	18.30	38.45	20.15	H

**LTE Band 5\_3MHz\_64QAM**

Frequency (MHz)	P <sub>Mea</sub> (dBm)	P <sub>cl</sub> (dB)	P <sub>Ag</sub> (dB)	G <sub>a</sub> (dBi)	Correction (dB)	ERP (dBm)	Limit (dBm)	Margin (dB)	Polarization
825.50	-22.62	2.26	45.79	0.94	2.15	19.70	38.45	18.75	H
836.50	-22.68	2.26	45.66	0.82	2.15	19.39	38.45	19.06	H
847.50	-23.02	2.27	45.56	0.81	2.15	18.93	38.45	19.52	H

**LTE Band 5\_5MHz\_64QAM**

Frequency (MHz)	P <sub>Mea</sub> (dBm)	P <sub>cl</sub> (dB)	P <sub>Ag</sub> (dB)	G <sub>a</sub> (dBi)	Correction (dB)	ERP (dBm)	Limit (dBm)	Margin (dB)	Polarization
826.50	-22.64	2.25	45.77	0.93	2.15	19.66	38.45	18.79	H
836.50	-22.69	2.26	45.66	0.82	2.15	19.38	38.45	19.07	H
846.50	-23.02	2.26	45.56	0.82	2.15	18.95	38.45	19.50	H

**LTE Band 5\_10MHz\_64QAM**

Frequency (MHz)	P <sub>Mea</sub> (dBm)	P <sub>cl</sub> (dB)	P <sub>Ag</sub> (dB)	G <sub>a</sub> (dBi)	Correction (dB)	ERP (dBm)	Limit (dBm)	Margin (dB)	Polarization
829.00	-22.90	2.13	45.74	0.90	2.15	19.46	38.45	18.99	H
836.50	-22.66	2.26	45.66	0.82	2.15	19.41	38.45	19.04	H
844.00	-23.08	2.26	45.59	0.82	2.15	18.92	38.45	19.53	H

### LTE Band 7-EIRP

Limits: ≤33 dBm (2W)

#### LTE Band 7\_5MHz\_QPSK

Frequency (MHz)	P <sub>Mea</sub> (dBm)	P <sub>cl</sub> (dB)	P <sub>Ag</sub> (dB)	G <sub>a</sub> (dBi)	EIRP (dBm)	Limit (dBm)	Margin (dB)	Polarization
2502.50	-25.26	3.58	45.68	6.10	22.94	33.00	10.06	V
2535.00	-22.87	3.63	44.82	6.16	24.48	33.00	8.52	H
2567.50	-23.37	3.65	44.92	6.22	24.12	33.00	8.88	H

#### LTE Band 7\_10MHz\_QPSK

Frequency (MHz)	P <sub>Mea</sub> (dBm)	P <sub>cl</sub> (dB)	P <sub>Ag</sub> (dB)	G <sub>a</sub> (dBi)	EIRP (dBm)	Limit (dBm)	Margin (dB)	Polarization
2505.00	-25.28	3.59	45.64	6.11	22.88	33.00	10.12	V
2535.00	-22.76	3.63	44.82	6.16	24.59	33.00	8.41	H
2565.00	-23.44	3.65	44.97	6.22	24.10	33.00	8.90	H

#### LTE Band 7\_15MHz\_QPSK

Frequency (MHz)	P <sub>Mea</sub> (dBm)	P <sub>cl</sub> (dB)	P <sub>Ag</sub> (dB)	G <sub>a</sub> (dBi)	EIRP (dBm)	Limit (dBm)	Margin (dB)	Polarization
2507.50	-25.93	3.59	44.92	6.11	21.51	33.00	11.49	V
2535.00	-25.18	3.63	44.82	6.16	22.17	33.00	10.83	H
2562.50	-26.34	3.65	45.67	6.21	21.89	33.00	11.11	H

#### LTE Band 7\_20 MHz\_QPSK

Frequency (MHz)	P <sub>Mea</sub> (dBm)	P <sub>cl</sub> (dB)	P <sub>Ag</sub> (dB)	G <sub>a</sub> (dBi)	EIRP (dBm)	Limit (dBm)	Margin (dB)	Polarization
2510.00	-26.01	3.58	45.36	6.12	21.89	33.00	11.11	V
2535.00	-25.12	3.63	44.82	6.16	22.23	33.00	10.77	H
2560.00	-25.99	3.64	45.98	6.21	22.56	33.00	10.44	H

**LTE Band 7\_5MHz\_16QAM**

Frequency (MHz)	P <sub>Mea</sub> (dBm)	P <sub>cl</sub> (dB)	P <sub>Ag</sub> (dB)	G <sub>a</sub> (dBi)	EIRP (dBm)	Limit (dBm)	Margin (dB)	Polarization
2502.50	-25.50	3.58	45.68	6.10	22.70	33.00	10.30	V
2535.00	-23.05	3.63	44.82	6.16	24.30	33.00	8.70	H
2567.50	-23.51	3.65	44.92	6.22	23.98	33.00	9.02	H

**LTE Band 7\_10MHz\_16QAM**

Frequency (MHz)	P <sub>Mea</sub> (dBm)	P <sub>cl</sub> (dB)	P <sub>Ag</sub> (dB)	G <sub>a</sub> (dBi)	EIRP (dBm)	Limit (dBm)	Margin (dB)	Polarization
2505.00	-25.86	3.59	45.64	6.11	22.30	33.00	10.70	V
2535.00	-23.21	3.63	44.82	6.16	24.14	33.00	8.86	H
2565.00	-23.95	3.65	44.97	6.22	23.59	33.00	9.41	H

**LTE Band 7\_15MHz\_16QAM**

Frequency (MHz)	P <sub>Mea</sub> (dBm)	P <sub>cl</sub> (dB)	P <sub>Ag</sub> (dB)	G <sub>a</sub> (dBi)	EIRP (dBm)	Limit (dBm)	Margin (dB)	Polarization
2507.50	-26.22	3.59	44.92	6.11	21.22	33.00	11.78	V
2535.00	-25.43	3.63	44.82	6.16	21.92	33.00	11.08	H
2562.50	-26.73	3.65	45.67	6.21	21.50	33.00	11.50	H

**LTE Band 7\_20 MHz\_16QAM**

Frequency (MHz)	P <sub>Mea</sub> (dBm)	P <sub>cl</sub> (dB)	P <sub>Ag</sub> (dB)	G <sub>a</sub> (dBi)	EIRP (dBm)	Limit (dBm)	Margin (dB)	Polarization
2510.00	-26.42	3.58	45.36	6.12	21.48	33.00	11.52	V
2535.00	-25.55	3.63	44.82	6.16	21.80	33.00	11.20	H
2560.00	-26.24	3.64	45.98	6.21	22.31	33.00	10.69	H

**LTE Band 7\_5MHz\_64QAM**

Frequency (MHz)	P <sub>Mea</sub> (dBm)	P <sub>cl</sub> (dB)	P <sub>Ag</sub> (dB)	G <sub>a</sub> (dBi)	EIRP (dBm)	Limit (dBm)	Margin (dB)	Polarization
2502.50	-27.30	3.58	45.68	6.10	20.90	33.00	12.10	V
2535.00	-24.80	3.63	44.82	6.16	22.55	33.00	10.45	H
2567.50	-25.30	3.65	44.92	6.22	22.19	33.00	10.81	H

**LTE Band 7\_10MHz\_64QAM**

Frequency (MHz)	P <sub>Mea</sub> (dBm)	P <sub>cl</sub> (dB)	P <sub>Ag</sub> (dB)	G <sub>a</sub> (dBi)	EIRP (dBm)	Limit (dBm)	Margin (dB)	Polarization
2505.00	-27.61	3.59	45.64	6.11	20.55	33.00	12.45	V
2535.00	-25.01	3.63	44.82	6.16	22.34	33.00	10.66	H
2565.00	-25.75	3.65	44.97	6.22	21.79	33.00	11.21	H

**LTE Band 7\_15MHz\_64QAM**

Frequency (MHz)	P <sub>Mea</sub> (dBm)	P <sub>cl</sub> (dB)	P <sub>Ag</sub> (dB)	G <sub>a</sub> (dBi)	EIRP (dBm)	Limit (dBm)	Margin (dB)	Polarization
2507.50	-28.05	3.59	44.92	6.11	19.39	33.00	13.61	V
2535.00	-27.10	3.63	44.82	6.16	20.25	33.00	12.75	H
2562.50	-28.51	3.65	45.67	6.21	19.72	33.00	13.28	H

**LTE Band 7\_20 MHz\_64QAM**

Frequency (MHz)	P <sub>Mea</sub> (dBm)	P <sub>cl</sub> (dB)	P <sub>Ag</sub> (dB)	G <sub>a</sub> (dBi)	EIRP (dBm)	Limit (dBm)	Margin (dB)	Polarization
2510.00	-28.19	3.58	45.36	6.12	19.71	33.00	13.29	V
2535.00	-27.38	3.63	44.82	6.16	19.97	33.00	13.03	H
2560.00	-28.11	3.64	45.98	6.21	20.44	33.00	12.56	H



**LTE Band 12 -ERP**
**Limits:** ≤34.77dBm (3W)

**LTE Band 12\_1.4MHz\_QPSK**

Frequency (MHz)	P <sub>Mea</sub> (dBm)	P <sub>cl</sub> (dB)	P <sub>Ag</sub> (dB)	G <sub>a</sub> (dBi)	Correction (dB)	ERP (dBm)	Limit (dBm)	Margin (dB)	Polarization
699.70	-21.17	1.90	44.66	0.77	2.15	20.21	34.77	14.56	H
707.50	-20.68	1.91	44.94	0.62	2.15	20.82	34.77	13.95	H
715.30	-20.89	1.92	45.26	0.50	2.15	20.80	34.77	13.97	H

**LTE Band 12\_3MHz\_QPSK**

Frequency (MHz)	P <sub>Mea</sub> (dBm)	P <sub>cl</sub> (dB)	P <sub>Ag</sub> (dB)	G <sub>a</sub> (dBi)	Correction (dB)	ERP (dBm)	Limit (dBm)	Margin (dB)	Polarization
700.50	-21.16	1.90	44.68	0.76	2.15	20.23	34.77	14.54	H
707.50	-20.89	1.91	44.94	0.62	2.15	20.61	34.77	14.16	H
714.50	-20.84	1.92	45.26	0.50	2.15	20.85	34.77	13.92	H

**LTE Band 12\_5MHz\_QPSK**

Frequency (MHz)	P <sub>Mea</sub> (dBm)	P <sub>cl</sub> (dB)	P <sub>Ag</sub> (dB)	G <sub>a</sub> (dBi)	Correction (dB)	ERP (dBm)	Limit (dBm)	Margin (dB)	Polarization
701.50	-21.19	1.90	44.81	0.74	2.15	20.31	34.77	14.46	H
707.50	-20.86	1.91	44.94	0.62	2.15	20.64	34.77	14.13	H
713.50	-21.01	1.92	45.22	0.50	2.15	20.64	34.77	14.13	H

**LTE Band 12\_10MHz\_QPSK**

Frequency (MHz)	P <sub>Mea</sub> (dBm)	P <sub>cl</sub> (dB)	P <sub>Ag</sub> (dB)	G <sub>a</sub> (dBi)	Correction (dB)	ERP (dBm)	Limit (dBm)	Margin (dB)	Polarization
704.00	-21.11	1.91	44.93	0.70	2.15	20.46	34.77	14.31	H
707.50	-20.97	1.91	44.94	0.62	2.15	20.53	34.77	14.24	H
711.00	-21.14	1.92	45.19	0.53	2.15	20.51	34.77	14.26	H

**LTE Band 12\_1.4MHz\_16QAM**

Frequency (MHz)	P <sub>Mea</sub> (dBm)	P <sub>cl</sub> (dB)	P <sub>Ag</sub> (dB)	G <sub>a</sub> (dBi)	Correction (dB)	ERP (dBm)	Limit (dBm)	Margin (dB)	Polarization
699.70	-22.15	1.90	44.66	0.77	2.15	19.23	34.77	15.54	H
707.50	-21.75	1.91	44.94	0.62	2.15	19.75	34.77	15.02	H
715.30	-21.81	1.92	45.26	0.50	2.15	19.88	34.77	14.89	H

**LTE Band 12\_3MHz\_16QAM**

Frequency (MHz)	P <sub>Mea</sub> (dBm)	P <sub>cl</sub> (dB)	P <sub>Ag</sub> (dB)	G <sub>a</sub> (dBi)	Correction (dB)	ERP (dBm)	Limit (dBm)	Margin (dB)	Polarization
700.50	-21.97	1.90	44.68	0.76	2.15	19.42	34.77	15.35	H
707.50	-21.63	1.91	44.94	0.62	2.15	19.87	34.77	14.90	H
714.50	-21.72	1.92	45.26	0.50	2.15	19.97	34.77	14.80	H

**LTE Band 12\_5MHz\_16QAM**

Frequency (MHz)	P <sub>Mea</sub> (dBm)	P <sub>cl</sub> (dB)	P <sub>Ag</sub> (dB)	G <sub>a</sub> (dBi)	Correction (dB)	ERP (dBm)	Limit (dBm)	Margin (dB)	Polarization
701.50	-22.02	1.90	44.81	0.74	2.15	19.48	34.77	15.29	H
707.50	-21.74	1.91	44.94	0.62	2.15	19.76	34.77	15.01	H
713.50	-21.85	1.92	45.22	0.50	2.15	19.80	34.77	14.97	H

**LTE Band 12\_10MHz\_16QAM**

Frequency (MHz)	P <sub>Mea</sub> (dBm)	P <sub>cl</sub> (dB)	P <sub>Ag</sub> (dB)	G <sub>a</sub> (dBi)	Correction (dB)	ERP (dBm)	Limit (dBm)	Margin (dB)	Polarization
704.00	-22.18	1.91	44.93	0.70	2.15	19.39	34.77	15.38	H
707.50	-21.75	1.91	44.94	0.62	2.15	19.75	34.77	15.02	H
711.00	-21.99	1.92	45.19	0.53	2.15	19.66	34.77	15.11	H

**LTE Band 12\_1.4MHz\_64QAM**

Frequency (MHz)	P <sub>Mea</sub> (dBm)	P <sub>cl</sub> (dB)	P <sub>Ag</sub> (dB)	G <sub>a</sub> (dBi)	Correction (dB)	ERP (dBm)	Limit (dBm)	Margin (dB)	Polarization
699.70	-23.05	1.90	44.66	0.77	2.15	18.33	34.77	16.44	H
707.50	-22.87	1.91	44.94	0.62	2.15	18.63	34.77	16.14	H
715.30	-22.93	1.92	45.26	0.50	2.15	18.76	34.77	16.01	H

**LTE Band 12\_3MHz\_64QAM**

Frequency (MHz)	P <sub>Mea</sub> (dBm)	P <sub>cl</sub> (dB)	P <sub>Ag</sub> (dB)	G <sub>a</sub> (dBi)	Correction (dB)	ERP (dBm)	Limit (dBm)	Margin (dB)	Polarization
700.50	-22.99	1.90	44.68	0.76	2.15	18.40	34.77	16.37	H
707.50	-22.71	1.91	44.94	0.62	2.15	18.79	34.77	15.98	H
714.50	-22.73	1.92	45.26	0.50	2.15	18.96	34.77	15.81	H

**LTE Band 12\_5MHz\_64QAM**

Frequency (MHz)	P <sub>Mea</sub> (dBm)	P <sub>cl</sub> (dB)	P <sub>Ag</sub> (dB)	G <sub>a</sub> (dBi)	Correction (dB)	ERP (dBm)	Limit (dBm)	Margin (dB)	Polarization
701.50	-23.01	1.90	44.81	0.74	2.15	18.49	34.77	16.28	H
707.50	-22.86	1.91	44.94	0.62	2.15	18.64	34.77	16.13	H
713.50	-22.92	1.92	45.22	0.50	2.15	18.73	34.77	16.04	H

**LTE Band 12\_10MHz\_64QAM**

Frequency (MHz)	P <sub>Mea</sub> (dBm)	P <sub>cl</sub> (dB)	P <sub>Ag</sub> (dB)	G <sub>a</sub> (dBi)	Correction (dB)	ERP (dBm)	Limit (dBm)	Margin (dB)	Polarization
704.00	-23.30	1.91	44.93	0.70	2.15	18.27	34.77	16.50	H
707.50	-22.90	1.91	44.94	0.62	2.15	18.60	34.77	16.17	H
711.00	-23.02	1.92	45.19	0.53	2.15	18.63	34.77	16.14	H

### LTE Band 18(815MHz~824MHz)-ERP

Limits: ≤50dBm (100W)

#### LTE Band 18\_5MHz\_QPSK

Frequency (MHz)	P <sub>Mea</sub> (dBm)	P <sub>cl</sub> (dB)	P <sub>Ag</sub> (dB)	G <sub>a</sub> (dBi)	Correction (dB)	ERP (dBm)	Limit (dBm)	Margin (dB)	Polarization
821.50	-20.72	2.22	45.82	0.71	2.15	21.44	50.00	28.56	V

#### LTE Band 18\_5MHz\_16QAM

Frequency (MHz)	P <sub>Mea</sub> (dBm)	P <sub>cl</sub> (dB)	P <sub>Ag</sub> (dB)	G <sub>a</sub> (dBi)	Correction (dB)	ERP (dBm)	Limit (dBm)	Margin (dB)	Polarization
821.50	-21.39	2.22	45.82	0.71	2.15	20.77	50.00	29.23	V

#### LTE Band 18\_5MHz\_64QAM

Frequency (MHz)	P <sub>Mea</sub> (dBm)	P <sub>cl</sub> (dB)	P <sub>Ag</sub> (dB)	G <sub>a</sub> (dBi)	Correction (dB)	ERP (dBm)	Limit (dBm)	Margin (dB)	Polarization
821.50	-22.48	2.22	45.82	0.71	2.15	19.68	50.00	30.32	V

### LTE Band 18(824MHz~830MHz)-ERP

Limits: ≤38.45dBm (7W)

#### LTE Band 18\_5MHz\_QPSK

Frequency (MHz)	P <sub>Mea</sub> (dBm)	P <sub>cl</sub> (dB)	P <sub>Ag</sub> (dB)	G <sub>a</sub> (dBi)	Correction (dB)	ERP (dBm)	Limit (dBm)	Margin (dB)	Polarization
827.00	-20.19	2.25	45.77	0.93	2.15	22.11	38.45	16.34	V

#### LTE Band 18\_5MHz\_16QAM

Frequency (MHz)	P <sub>Mea</sub> (dBm)	P <sub>cl</sub> (dB)	P <sub>Ag</sub> (dB)	G <sub>a</sub> (dBi)	Correction (dB)	ERP (dBm)	Limit (dBm)	Margin (dB)	Polarization
827.00	-20.98	2.25	45.77	0.93	2.15	21.32	38.45	17.13	V

#### LTE Band 18\_5MHz\_64QAM

Frequency (MHz)	P <sub>Mea</sub> (dBm)	P <sub>cl</sub> (dB)	P <sub>Ag</sub> (dB)	G <sub>a</sub> (dBi)	Correction (dB)	ERP (dBm)	Limit (dBm)	Margin (dB)	Polarization
827.00	-22.03	2.25	45.77	0.93	2.15	20.27	38.45	18.18	V

### LTE Band 19-ERP

Limits: ≤38.45dBm (7W)

#### LTE\_Band 19\_5MHz\_QPSK

Frequency (MHz)	P <sub>Mea</sub> (dBm)	P <sub>cl</sub> (dB)	P <sub>Ag</sub> (dB)	G <sub>a</sub> (dBi)	Correction (dB)	ERP (dBm)	Limit (dBm)	Margin (dB)	Polarization
832.50	-19.76	2.14	45.70	0.86	2.15	22.51	38.45	15.94	H
837.50	-19.69	2.26	45.65	0.82	2.15	22.37	38.45	16.08	H
842.50	-19.97	2.26	45.60	0.82	2.15	22.04	38.45	16.41	H

#### LTE\_Band 19\_10MHz\_QPSK

Frequency (MHz)	P <sub>Mea</sub> (dBm)	P <sub>cl</sub> (dB)	P <sub>Ag</sub> (dB)	G <sub>a</sub> (dBi)	Correction (dB)	ERP (dBm)	Limit (dBm)	Margin (dB)	Polarization
835.00	-19.68	2.21	45.68	0.84	2.15	22.47	38.45	15.98	H
837.50	-19.72	2.26	45.65	0.82	2.15	22.34	38.45	16.11	H
840.00	-19.93	2.26	45.63	0.82	2.15	22.11	38.45	16.34	H

#### LTE\_Band 19\_15MHz\_QPSK

Frequency (MHz)	P <sub>Mea</sub> (dBm)	P <sub>cl</sub> (dB)	P <sub>Ag</sub> (dB)	G <sub>a</sub> (dBi)	Correction (dB)	ERP (dBm)	Limit (dBm)	Margin (dB)	Polarization
837.50	-20.41	2.26	45.65	0.82	2.15	21.65	38.45	16.80	H

#### LTE\_Band 19\_5MHz\_16QAM

Frequency (MHz)	P <sub>Mea</sub> (dBm)	P <sub>cl</sub> (dB)	P <sub>Ag</sub> (dB)	G <sub>a</sub> (dBi)	Correction (dB)	ERP (dBm)	Limit (dBm)	Margin (dB)	Polarization
832.50	-20.71	2.14	45.70	0.86	2.15	21.56	38.45	16.89	H
837.50	-20.40	2.26	45.65	0.82	2.15	21.66	38.45	16.79	H
842.50	-20.73	2.26	45.60	0.82	2.15	21.28	38.45	17.17	H

#### LTE\_Band 19\_10MHz\_16QAM

Frequency (MHz)	P <sub>Mea</sub> (dBm)	P <sub>cl</sub> (dB)	P <sub>Ag</sub> (dB)	G <sub>a</sub> (dBi)	Correction (dB)	ERP (dBm)	Limit (dBm)	Margin (dB)	Polarization
835.00	-20.70	2.21	45.68	0.84	2.15	21.45	38.45	17.00	H
837.50	-20.64	2.26	45.65	0.82	2.15	21.42	38.45	17.03	H
840.00	-20.97	2.26	45.63	0.82	2.15	21.07	38.45	17.38	H

#### LTE\_Band 19\_15MHz\_16QAM

Frequency (MHz)	P <sub>Mea</sub> (dBm)	P <sub>cl</sub> (dB)	P <sub>Ag</sub> (dB)	G <sub>a</sub> (dBi)	Correction (dB)	ERP (dBm)	Limit (dBm)	Margin (dB)	Polarization
837.50	-21.21	2.26	45.65	0.82	2.15	20.85	38.45	17.60	H

**LTE\_Band 19\_5MHz\_64QAM**

Frequency (MHz)	P <sub>Mea</sub> (dBm)	P <sub>cl</sub> (dB)	P <sub>Ag</sub> (dB)	G <sub>a</sub> (dBi)	Correction (dB)	ERP (dBm)	Limit (dBm)	Margin (dB)	Polarization
832.50	-21.76	2.14	45.70	0.86	2.15	20.51	38.45	17.94	H
837.50	-21.50	2.26	45.65	0.82	2.15	20.56	38.45	17.89	H
842.50	-21.84	2.26	45.60	0.82	2.15	20.17	38.45	18.28	H

**LTE\_Band 19\_10MHz\_64QAM**

Frequency (MHz)	P <sub>Mea</sub> (dBm)	P <sub>cl</sub> (dB)	P <sub>Ag</sub> (dB)	G <sub>a</sub> (dBi)	Correction (dB)	ERP (dBm)	Limit (dBm)	Margin (dB)	Polarization
835.00	-21.75	2.21	45.68	0.84	2.15	20.40	38.45	18.05	H
837.50	-21.66	2.26	45.65	0.82	2.15	20.40	38.45	18.05	H
840.00	-22.03	2.26	45.63	0.82	2.15	20.01	38.45	18.44	H

**LTE\_Band 19\_15MHz\_64QAM**

Frequency (MHz)	P <sub>Mea</sub> (dBm)	P <sub>cl</sub> (dB)	P <sub>Ag</sub> (dB)	G <sub>a</sub> (dBi)	Correction (dB)	ERP (dBm)	Limit (dBm)	Margin (dB)	Polarization
837.50	-22.37	2.26	45.65	0.82	2.15	19.69	38.45	18.76	H

**LTE Band 38-EIRP**
**Limits:** ≤33dBm (2W)

**LTE Band 38\_5MHz\_QPSK**

Frequency (MHz)	P <sub>Mea</sub> (dBm)	P <sub>cl</sub> (dB)	P <sub>Ag</sub> (dB)	G <sub>a</sub> (dBi)	EIRP (dBm)	Limit (dBm)	Margin (dB)	Polarization
2572.50	-26.47	3.66	44.92	6.23	21.02	33.00	11.98	V
2595.00	-25.61	3.69	44.91	6.27	21.88	33.00	11.12	V
2617.50	-25.82	3.68	44.94	6.31	21.75	33.00	11.25	H

**LTE Band 38\_10MHz\_QPSK**

Frequency (MHz)	P <sub>Mea</sub> (dBm)	P <sub>cl</sub> (dB)	P <sub>Ag</sub> (dB)	G <sub>a</sub> (dBi)	EIRP (dBm)	Limit (dBm)	Margin (dB)	Polarization
2575.00	-26.60	3.66	44.92	6.23	20.89	33.00	12.11	V
2595.00	-25.59	3.69	44.91	6.27	21.90	33.00	11.10	H
2615.00	-25.94	3.68	44.94	6.31	21.63	33.00	11.37	H

**LTE Band 38\_15MHz\_QPSK**

Frequency (MHz)	P <sub>Mea</sub> (dBm)	P <sub>cl</sub> (dB)	P <sub>Ag</sub> (dB)	G <sub>a</sub> (dBi)	EIRP (dBm)	Limit (dBm)	Margin (dB)	Polarization
2577.50	-26.42	3.66	44.92	6.23	21.07	33.00	11.93	V
2595.00	-25.55	3.69	44.91	6.27	21.94	33.00	11.06	H
2612.50	-25.95	3.68	44.94	6.30	21.61	33.00	11.39	H

**LTE Band 38\_20MHz\_QPSK**

Frequency (MHz)	P <sub>Mea</sub> (dBm)	P <sub>cl</sub> (dB)	P <sub>Ag</sub> (dB)	G <sub>a</sub> (dBi)	EIRP (dBm)	Limit (dBm)	Margin (dB)	Polarization
2580.00	-26.52	3.67	44.92	6.24	20.97	33.00	12.03	V
2595.00	-25.72	3.69	44.91	6.27	21.77	33.00	11.23	H
2610.00	-26.25	3.68	44.94	6.30	21.31	33.00	11.69	H

**LTE Band 38\_5MHz\_16QAM**

Frequency (MHz)	P <sub>Mea</sub> (dBm)	P <sub>cl</sub> (dB)	P <sub>Ag</sub> (dB)	G <sub>a</sub> (dBi)	EIRP (dBm)	Limit (dBm)	Margin (dB)	Polarization
2572.50	-27.26	3.66	44.92	6.23	20.23	33.00	12.77	V
2595.00	-25.61	3.69	44.91	6.27	21.88	33.00	11.12	V
2617.50	-26.89	3.68	44.94	6.31	20.68	33.00	12.32	H

**LTE Band 38\_10MHz\_16QAM**

Frequency (MHz)	P <sub>Mea</sub> (dBm)	P <sub>cl</sub> (dB)	P <sub>Ag</sub> (dB)	G <sub>a</sub> (dBi)	EIRP (dBm)	Limit (dBm)	Margin (dB)	Polarization
2575.00	-27.43	3.66	44.92	6.23	20.06	33.00	12.94	V
2595.00	-26.59	3.69	44.91	6.27	20.90	33.00	12.10	H
2615.00	-27.05	3.68	44.94	6.31	20.52	33.00	12.48	H

**LTE Band 38\_15MHz\_16QAM**

Frequency (MHz)	P <sub>Mea</sub> (dBm)	P <sub>cl</sub> (dB)	P <sub>Ag</sub> (dB)	G <sub>a</sub> (dBi)	EIRP (dBm)	Limit (dBm)	Margin (dB)	Polarization
2577.50	-27.25	3.66	44.92	6.23	20.24	33.00	12.76	V
2595.00	-26.52	3.69	44.91	6.27	20.97	33.00	12.03	H
2612.50	-26.74	3.68	44.94	6.30	20.82	33.00	12.18	H

**LTE Band 38\_20MHz\_16QAM**

Frequency (MHz)	P <sub>Mea</sub> (dBm)	P <sub>cl</sub> (dB)	P <sub>Ag</sub> (dB)	G <sub>a</sub> (dBi)	EIRP (dBm)	Limit (dBm)	Margin (dB)	Polarization
2580.00	-27.36	3.67	44.92	6.24	20.13	33.00	12.87	V
2595.00	-26.65	3.69	44.91	6.27	20.84	33.00	12.16	H
2610.00	-27.13	3.68	44.94	6.30	20.43	33.00	12.57	H



**LTE Band 38\_5MHz\_64QAM**

Frequency (MHz)	P <sub>Mea</sub> (dBm)	P <sub>cl</sub> (dB)	P <sub>Ag</sub> (dB)	G <sub>a</sub> (dBi)	EIRP (dBm)	Limit (dBm)	Margin (dB)	Polarization
2572.50	-28.51	3.66	44.92	6.23	18.98	33.00	14.02	V
2595.00	-27.90	3.69	44.91	6.27	19.59	33.00	13.41	H
2617.50	-27.96	3.68	44.94	6.31	19.61	33.00	13.39	H

**LTE Band 38\_10MHz\_64QAM**

Frequency (MHz)	P <sub>Mea</sub> (dBm)	P <sub>cl</sub> (dB)	P <sub>Ag</sub> (dB)	G <sub>a</sub> (dBi)	EIRP (dBm)	Limit (dBm)	Margin (dB)	Polarization
2575.00	-28.49	3.66	44.92	6.23	19.00	33.00	14.00	V
2595.00	-27.87	3.69	44.91	6.27	19.62	33.00	13.38	H
2615.00	-28.11	3.68	44.94	6.31	19.46	33.00	13.54	H

**LTE Band 38\_15MHz\_64QAM**

Frequency (MHz)	P <sub>Mea</sub> (dBm)	P <sub>cl</sub> (dB)	P <sub>Ag</sub> (dB)	G <sub>a</sub> (dBi)	EIRP (dBm)	Limit (dBm)	Margin (dB)	Polarization
2577.50	-28.46	3.66	44.92	6.23	19.03	33.00	13.97	V
2595.00	-27.77	3.69	44.91	6.27	19.72	33.00	13.28	H
2612.50	-27.88	3.68	44.94	6.30	19.68	33.00	13.32	H

**LTE Band 38\_20MHz\_64QAM**

Frequency (MHz)	P <sub>Mea</sub> (dBm)	P <sub>cl</sub> (dB)	P <sub>Ag</sub> (dB)	G <sub>a</sub> (dBi)	EIRP (dBm)	Limit (dBm)	Margin (dB)	Polarization
2580.00	-28.60	3.67	44.92	6.24	18.89	33.00	14.11	V
2595.00	-27.91	3.69	44.91	6.27	19.58	33.00	13.42	H
2610.00	-28.32	3.68	44.94	6.30	19.24	33.00	13.76	H

### LTE Band 66-EIRP

Limits: ≤30dBm (1W)

#### LTE Band 66\_1.4MHz\_QPSK

Frequency (MHz)	P <sub>Mea</sub> (dBm)	P <sub>cl</sub> (dB)	P <sub>Ag</sub> (dB)	G <sub>a</sub> (dBi)	EIRP (dBm)	Limit (dBm)	Margin (dB)	Polarization
1710.70	-29.57	3.17	44.10	5.12	22.82	30.00	7.18	H
1745.00	-29.00	3.68	44.16	5.06	23.90	30.00	6.10	H
1779.30	-27.59	3.04	44.03	5.00	24.48	30.00	5.52	H

#### LTE Band 66\_3MHz\_QPSK

Frequency (MHz)	P <sub>Mea</sub> (dBm)	P <sub>cl</sub> (dB)	P <sub>Ag</sub> (dB)	G <sub>a</sub> (dBi)	EIRP (dBm)	Limit (dBm)	Margin (dB)	Polarization
1711.50	-29.80	3.40	44.10	5.12	22.82	30.00	7.18	H
1745.00	-28.89	3.68	44.16	5.06	24.01	30.00	5.99	H
1778.50	-27.66	3.04	44.03	5.00	24.41	30.00	5.59	H

#### LTE Band 66\_5MHz\_QPSK

Frequency (MHz)	P <sub>Mea</sub> (dBm)	P <sub>cl</sub> (dB)	P <sub>Ag</sub> (dB)	G <sub>a</sub> (dBi)	EIRP (dBm)	Limit (dBm)	Margin (dB)	Polarization
1712.50	-22.70	3.66	44.10	5.12	22.86	30.00	7.14	H
1745.00	-21.44	3.68	44.16	5.06	24.10	30.00	5.90	H
1777.50	-21.58	3.04	44.04	5.00	24.42	30.00	5.58	H

#### LTE Band 66\_10MHz\_QPSK

Frequency (MHz)	P <sub>Mea</sub> (dBm)	P <sub>cl</sub> (dB)	P <sub>Ag</sub> (dB)	G <sub>a</sub> (dBi)	EIRP (dBm)	Limit (dBm)	Margin (dB)	Polarization
1715.00	-22.62	3.56	44.10	5.11	23.03	30.00	6.97	H
1745.00	-21.36	3.68	44.16	5.06	24.18	30.00	5.82	H
1775.00	-21.70	3.05	44.05	5.01	24.30	30.00	5.70	H

#### LTE Band 66\_15MHz\_QPSK

Frequency (MHz)	P <sub>Mea</sub> (dBm)	P <sub>cl</sub> (dB)	P <sub>Ag</sub> (dB)	G <sub>a</sub> (dBi)	EIRP (dBm)	Limit (dBm)	Margin (dB)	Polarization
1717.50	-22.96	3.47	44.11	5.11	22.79	30.00	7.21	H
1745.00	-21.71	3.68	44.16	5.06	23.83	30.00	6.17	H
1772.50	-22.33	3.05	44.06	5.01	23.69	30.00	6.31	H

#### LTE Band 66\_20MHz\_QPSK

Frequency (MHz)	P <sub>Mea</sub> (dBm)	P <sub>cl</sub> (dB)	P <sub>Ag</sub> (dB)	G <sub>a</sub> (dBi)	EIRP (dBm)	Limit (dBm)	Margin (dB)	Polarization
1720.00	-23.21	3.37	44.11	5.10	22.63	30.00	7.37	H
1745.00	-21.73	3.68	44.16	5.06	23.81	30.00	6.19	H
1770.00	-22.17	3.05	44.07	5.01	23.87	30.00	6.13	H

**LTE Band 66\_1.4MHz\_16QAM**

Frequency (MHz)	P <sub>Mea</sub> (dBm)	P <sub>cl</sub> (dB)	P <sub>Ag</sub> (dB)	G <sub>a</sub> (dBi)	EIRP (dBm)	Limit (dBm)	Margin (dB)	Polarization
1710.70	-30.53	3.17	44.10	5.12	21.86	30.00	8.14	H
1745.00	-30.11	3.68	44.16	5.06	22.79	30.00	7.21	H
1779.30	-28.50	3.04	44.03	5.00	23.57	30.00	6.43	H

**LTE Band 66\_3MHz\_16QAM**

Frequency (MHz)	P <sub>Mea</sub> (dBm)	P <sub>cl</sub> (dB)	P <sub>Ag</sub> (dB)	G <sub>a</sub> (dBi)	EIRP (dBm)	Limit (dBm)	Margin (dB)	Polarization
1711.50	-30.74	3.40	44.10	5.12	21.88	30.00	8.12	H
1745.00	-30.10	3.68	44.16	5.06	22.80	30.00	7.20	H
1778.50	-28.53	3.04	44.03	5.00	23.54	30.00	6.46	H

**LTE Band 66\_5MHz\_16QAM**

Frequency (MHz)	P <sub>Mea</sub> (dBm)	P <sub>cl</sub> (dB)	P <sub>Ag</sub> (dB)	G <sub>a</sub> (dBi)	EIRP (dBm)	Limit (dBm)	Margin (dB)	Polarization
1712.50	-23.67	3.66	44.10	5.12	21.89	30.00	8.11	H
1745.00	-22.66	3.68	44.16	5.06	22.88	30.00	7.12	H
1777.50	-22.40	3.04	44.04	5.00	23.60	30.00	6.40	H

**LTE Band 66\_10MHz\_16QAM**

Frequency (MHz)	P <sub>Mea</sub> (dBm)	P <sub>cl</sub> (dB)	P <sub>Ag</sub> (dB)	G <sub>a</sub> (dBi)	EIRP (dBm)	Limit (dBm)	Margin (dB)	Polarization
1715.00	-23.63	3.56	44.10	5.11	22.02	30.00	7.98	H
1745.00	-22.64	3.68	44.16	5.06	22.90	30.00	7.10	H
1775.00	-22.51	3.05	44.05	5.01	23.49	30.00	6.51	H

**LTE Band 66\_15MHz\_16QAM**

Frequency (MHz)	P <sub>Mea</sub> (dBm)	P <sub>cl</sub> (dB)	P <sub>Ag</sub> (dB)	G <sub>a</sub> (dBi)	EIRP (dBm)	Limit (dBm)	Margin (dB)	Polarization
1717.50	-23.83	3.47	44.11	5.11	21.92	30.00	8.08	H
1745.00	-22.82	3.68	44.16	5.06	22.72	30.00	7.28	H
1772.50	-23.14	3.05	44.06	5.01	22.88	30.00	7.12	H

**LTE Band 66\_20MHz\_16QAM**

Frequency (MHz)	P <sub>Mea</sub> (dBm)	P <sub>cl</sub> (dB)	P <sub>Ag</sub> (dB)	G <sub>a</sub> (dBi)	EIRP (dBm)	Limit (dBm)	Margin (dB)	Polarization
1720.00	-24.10	3.37	44.11	5.10	21.74	30.00	8.26	H
1745.00	-22.87	3.68	44.16	5.06	22.67	30.00	7.33	H
1770.00	-23.00	3.05	44.07	5.01	23.04	30.00	6.96	H

**LTE Band 66\_1.4MHz\_64QAM**

Frequency (MHz)	P <sub>Mea</sub> (dBm)	P <sub>cl</sub> (dB)	P <sub>Ag</sub> (dB)	G <sub>a</sub> (dBi)	EIRP (dBm)	Limit (dBm)	Margin (dB)	Polarization
1710.70	-31.74	3.17	44.10	5.12	20.65	30.00	9.35	H
1745.00	-31.29	3.68	44.16	5.06	21.61	30.00	8.39	H
1779.30	-29.66	3.04	44.03	5.00	22.41	30.00	7.59	H

**LTE Band 66\_3MHz\_64QAM**

Frequency (MHz)	P <sub>Mea</sub> (dBm)	P <sub>cl</sub> (dB)	P <sub>Ag</sub> (dB)	G <sub>a</sub> (dBi)	EIRP (dBm)	Limit (dBm)	Margin (dB)	Polarization
1711.50	-31.91	3.40	44.10	5.12	20.71	30.00	9.29	H
1745.00	-31.32	3.68	44.16	5.06	21.58	30.00	8.42	H
1778.50	-29.64	3.04	44.03	5.00	22.43	30.00	7.57	H

**LTE Band 66\_5MHz\_64QAM**

Frequency (MHz)	P <sub>Mea</sub> (dBm)	P <sub>cl</sub> (dB)	P <sub>Ag</sub> (dB)	G <sub>a</sub> (dBi)	EIRP (dBm)	Limit (dBm)	Margin (dB)	Polarization
1712.50	-24.88	3.66	44.10	5.12	20.68	30.00	9.32	H
1745.00	-23.89	3.68	44.16	5.06	21.65	30.00	8.35	H
1777.50	-23.60	3.04	44.04	5.00	22.40	30.00	7.60	H

**LTE Band 66\_10MHz\_64QAM**

Frequency (MHz)	P <sub>Mea</sub> (dBm)	P <sub>cl</sub> (dB)	P <sub>Ag</sub> (dB)	G <sub>a</sub> (dBi)	EIRP (dBm)	Limit (dBm)	Margin (dB)	Polarization
1715.00	-24.85	3.56	44.10	5.11	20.80	30.00	9.20	H
1745.00	-23.79	3.68	44.16	5.06	21.75	30.00	8.25	H
1775.00	-23.62	3.05	44.05	5.01	22.38	30.00	7.62	H

**LTE Band 66\_15MHz\_64QAM**

Frequency (MHz)	P <sub>Mea</sub> (dBm)	P <sub>cl</sub> (dB)	P <sub>Ag</sub> (dB)	G <sub>a</sub> (dBi)	EIRP (dBm)	Limit (dBm)	Margin (dB)	Polarization
1717.50	-25.01	3.47	44.11	5.11	20.74	30.00	9.26	H
1745.00	-24.07	3.68	44.16	5.06	21.47	30.00	8.53	H
1772.50	-24.37	3.05	44.06	5.01	21.65	30.00	8.35	H

**LTE Band 66\_20MHz\_64QAM**

Frequency (MHz)	P <sub>Mea</sub> (dBm)	P <sub>cl</sub> (dB)	P <sub>Ag</sub> (dB)	G <sub>a</sub> (dBi)	EIRP (dBm)	Limit (dBm)	Margin (dB)	Polarization
1720.00	-25.32	3.37	44.11	5.10	20.52	30.00	9.48	H
1745.00	-24.10	3.68	44.16	5.06	21.44	30.00	8.56	H
1770.00	-24.23	3.05	44.07	5.01	21.81	30.00	8.19	H

$$\text{Peak EIRP (dBm)} = P_{\text{Mea}}(-25.32\text{dBm}) + G_a(5.10\text{dBi}) + P_{\text{Ag}}(44.11\text{dB}) - P_{\text{cl}}(3.37\text{dB}) = 20.52\text{dBm}$$

Note: Expanded measurement uncertainty is  $U = 2.84$  dB,  $k = 2$ .

## A.2 Emission Limit

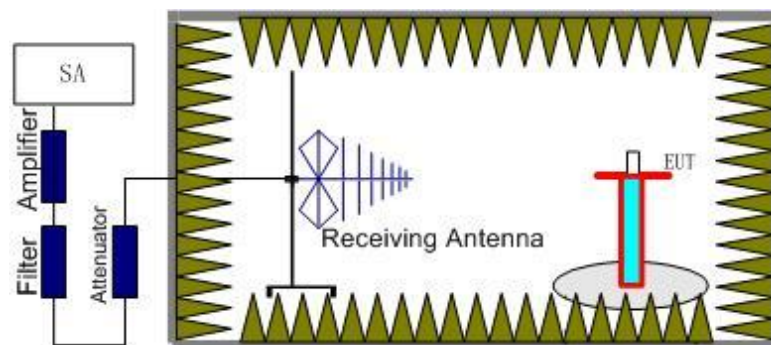
### A.2.1 Measurement Method

The measurements procedures in TIA-603E-2016 are used. This measurement is carried out in fully anechoic chamber FAC-3.

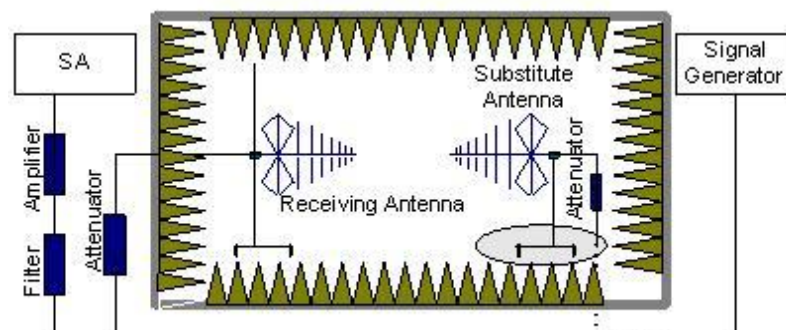
The spectrum was scanned from 30 MHz to the 10th harmonic of the highest frequency generated within the equipment, which is the transmitted carrier. The resolution bandwidth is set 1MHz. The spectrum was scanned with the mobile station transmitting at carrier frequencies that pertain to low, mid and high channels of each LTE Band.

#### **The procedure of radiated spurious emissions is as follows:**

1. EUT was placed on a 1.5-meter-high non-conductive stand at a 3-meter test distance from the receive antenna. A receiving antenna was placed on the antenna mast 3 meters from the EUT for emission measurements. The height of receiving antenna is 1.5m. The test setup refers to figure below. Detected emissions were maximized at each frequency by rotating the EUT through 360 and adjusting the receiving antenna polarization. The radiated emission measurements of all non-harmonic and harmonics of the transmit frequency through the 10th harmonic were measured with peak detector.



2. The EUT is then put into continuously transmitting mode at its maximum power level during the test. And the maximum value of the receiver should be recorded as ( $P_r$ ).
3. The EUT shall be replaced by a substitution antenna. The test setup refers to figure below.



In the chamber, a substitution antenna for the frequency band of interest is placed at the reference point of the chamber. An RF Signal source for the frequency band of interest is connected to the substitution antenna with a cable that has been constructed to not interfere with the radiation pattern of the antenna. A power ( $P_{Mea}$ ) is applied to the input of the

substitution antenna. Adjust the level of the signal generator output until the value of the receiver reaches the previously recorded ( $P_r$ ). The power of signal source ( $P_{Mea}$ ) is recorded. The test should be performed by rotating the test item and adjusting the receiving antenna polarization.

4. The Path loss ( $P_{pl}$ ) between the Signal Source with the Substitution Antenna and the Substitution Antenna Gain ( $G_a$ ) should be recorded after test.

An amplifier should be connected in for the test.

The Path loss ( $P_{pl}$ ) is the summation of the cable loss and the gain of the amplifier.

The measurement results are obtained as described below:

$$\text{Power (EIRP)} = P_{Mea} - P_{pl} + G_a$$

5. This value is EIRP since the measurement is calibrated using an antenna of known gain (unit: dBi) and known input power.
6. ERP can be calculated from EIRP by subtracting the gain of the dipole,  $ERP = EIRP - 2.15\text{dB}$ .

### A.2.2 Measurement Limit

Part 22.917, Part 24.238 and Part 27.53(h) specify that the power of any emission outside of the authorized operating frequency ranges must be attenuated below the transmitting power ( $P$ ) by a factor of at least  $43 + 10 \log(P)$  dB.

Part 27.53(m) specifies for mobile digital stations, the attenuation factor shall be not less than  $40 + 10 \log(P)$  dB on all frequencies between the channel edge and 5 megahertz from the channel edge,  $43 + 10 \log(P)$  dB on all frequencies between 5 megahertz and X megahertz from the channel edge, and  $55 + 10 \log(P)$  dB on all frequencies more than X megahertz from the channel edge, where X is the greater of 6 megahertz or the actual emission bandwidth as defined in paragraph (m)(6) of this section. In addition, the attenuation factor shall not be less than  $43 + 10 \log(P)$  dB on all frequencies between 2490.5 MHz and 2496 MHz and  $55 + 10 \log(P)$  dB at or below 2490.5 MHz. Mobile Satellite Service licensees operating on frequencies below 2495 MHz may also submit a documented interference complaint against BRS licensees operating on channel BRS Channel 1 on the same terms and conditions as adjacent channel BRS or EBS licensees.

Part 27.53(g) states for operations in the 600 MHz band and the 698–746 MHz band, the power of any emission outside a licensee's frequency band(s) of operation shall be attenuated below the transmitter power ( $P$ ) within the licensed band(s) of operation, measured in watts, by at least  $43 + 10 \log(P)$  dB. Compliance with this provision is based on the use of measurement instrumentation employing a resolution bandwidth of 100 kilohertz or greater. However, in the 100 kilohertz bands immediately outside and adjacent to a licensee's frequency block, a resolution bandwidth of at least 30 kHz may be employed.

Part 90.691 states that out-of-band emission requirement shall apply only to the "outer" channels included in an EA license and to spectrum adjacent to interior channels used by incumbent licensees. The emission limits are as follows: For any frequency removed from the EA licensee's frequency block by up to and including 37.5 kHz, the power of any emission shall be attenuated below the transmitter power ( $P$ ) in watts by at least  $116 \log_{10}(f/6.1)$  decibels or  $50 + 10 \log_{10}(P)$  decibels or 80 decibels, whichever is the lesser attenuation, where  $f$  is the frequency removed from the center of the outer channel in the block in kilohertz and where  $f$  is greater than 12.5 kHz. For any frequency removed from the EA licensee's frequency block greater than 37.5 kHz, the



power of any emission shall be attenuated below the transmitter power (P) in watts by at least  $43 + 10\log_{10}(P)$  decibels or 80 decibels, whichever is the lesser attenuation, where f is the frequency removed from the center of the outer channel in the block in kilohertz and where f is greater than 37.5 kHz.

### **A.2.3 Measurement Results**

Radiated emissions measurements were made only at the upper, middle, and lower carrier frequencies of each LTE Band. It was decided that measurements at these three carrier frequencies would be sufficient to demonstrate compliance with emissions limits because it was seen that all the significant spurs occur well outside the band and no radiation was seen from a carrier in one block of each LTE Band into any of the other blocks. The equipment must still, however, meet emissions requirements with the carrier at all frequencies over which it is capable of operating and it is the manufacturer's responsibility to verify this. The range of evaluated frequency is from 30MHz to 26GHz.

**LTE Band 2, 1.4MHz, QPSK, Channel 18607**

Frequency (MHz)	P <sub>Mea</sub> (dBm)	Path Loss(dB)	Antenna Gain(dBi)	Peak EIRP (dBm)	Limit (dBm)	Margin (dB)	Polarization
3702.02	-49.67	6.42	8.48	-47.61	-13.00	34.61	V
5552.02	-51.12	7.18	10.59	-47.71	-13.00	34.71	H
7403.01	-52.00	8.13	12.08	-48.05	-13.00	35.05	H
9245.01	-53.74	9.03	13.25	-49.52	-13.00	36.52	V
11153.01	-50.83	9.61	13.17	-47.27	-13.00	34.27	V
12965.01	-48.78	10.48	13.48	-45.78	-13.00	32.78	V

**LTE Band 2, 1.4MHz, QPSK, Channel 18900**

Frequency (MHz)	P <sub>Mea</sub> (dBm)	Path Loss(dB)	Antenna Gain(dBi)	Peak EIRP (dBm)	Limit (dBm)	Margin (dB)	Polarization
3760.02	-47.19	6.26	8.56	-44.89	-13.00	31.89	V
5644.02	-54.40	7.27	10.57	-51.10	-13.00	38.10	H
7521.01	-53.28	8.31	12.22	-49.37	-13.00	36.37	H
9422.01	-53.45	9.15	13.35	-49.25	-13.00	36.25	V
11311.01	-50.31	10.00	13.14	-47.17	-13.00	34.17	V
13135.01	-47.92	10.78	13.69	-45.01	-13.00	32.01	H

**LTE Band 2, 1.4MHz, QPSK, Channel 19193**

Frequency (MHz)	P <sub>Mea</sub> (dBm)	Path Loss(dB)	Antenna Gain(dBi)	Peak EIRP (dBm)	Limit (dBm)	Margin (dB)	Polarization
3819.02	-44.39	6.08	8.65	-41.82	-13.00	28.82	V
5733.02	-55.03	7.29	10.55	-51.77	-13.00	38.77	V
7638.01	-51.60	8.15	12.31	-47.44	-13.00	34.44	H
9532.01	-53.02	9.43	13.37	-49.08	-13.00	36.08	V
11449.01	-50.19	9.94	13.11	-47.02	-13.00	34.02	V
13372.01	-47.91	10.57	14.02	-44.46	-13.00	31.46	V



**LTE Band 5, 1.4MHz, QPSK, Channel 20407**

Frequency (MHz)	P <sub>Mea</sub> (dBm)	Path Loss(dB)	Antenna Gain(dBi)	Correction (dB)	Peak ERP (dBm)	Limit (dBm)	Margin (dB)	Polarization
1647.01	-59.56	3.56	5.24	2.15	-60.03	-13.00	47.03	V
2466.00	-43.09	4.59	6.00	2.15	-43.83	-13.00	30.83	V
3307.02	-54.56	5.29	7.74	2.15	-54.26	-13.00	41.26	V
4138.02	-54.94	6.07	9.04	2.15	-54.12	-13.00	41.12	V
4943.01	-54.00	6.70	9.84	2.15	-53.01	-13.00	40.01	V
5767.01	-53.33	7.24	10.55	2.15	-52.17	-13.00	39.17	V

**LTE Band 5, 1.4MHz, QPSK, Channel 20525**

Frequency (MHz)	P <sub>Mea</sub> (dBm)	Path Loss(dB)	Antenna Gain(dBi)	Correction (dB)	Peak ERP (dBm)	Limit (dBm)	Margin (dB)	Polarization
1675.01	-73.83	3.58	5.18	2.15	-74.38	-13.00	61.38	H
2509.00	-66.23	4.63	6.12	2.15	-66.89	-13.00	53.89	H
3334.02	-54.03	5.30	7.80	2.15	-53.68	-13.00	40.68	H
4170.02	-54.31	6.14	9.07	2.15	-53.53	-13.00	40.53	V
5010.01	-54.48	6.59	9.91	2.15	-53.31	-13.00	40.31	V
5848.01	-53.36	7.23	10.53	2.15	-52.21	-13.00	39.21	V

**LTE Band 5, 1.4MHz, QPSK, Channel 20643**

Frequency (MHz)	P <sub>Mea</sub> (dBm)	Path Loss(dB)	Antenna Gain(dBi)	Correction (dB)	Peak ERP (dBm)	Limit (dBm)	Margin (dB)	Polarization
1709.01	-58.85	3.61	5.12	2.15	-59.49	-13.00	46.49	H
2545.00	-48.96	4.66	6.18	2.15	-49.59	-13.00	36.59	H
3407.02	-54.76	5.37	7.98	2.15	-54.30	-13.00	41.30	V
4256.02	-54.29	6.23	9.16	2.15	-53.51	-13.00	40.51	H
5086.01	-53.77	6.73	10.02	2.15	-52.63	-13.00	39.63	H
5929.01	-53.12	7.47	10.51	2.15	-52.23	-13.00	39.23	V

**LTE Band 7, 5 MHz, QPSK, Channel 20775**

Frequency (MHz)	P <sub>Mea</sub> (dBm)	Path Loss(dB)	Antenna Gain(dBi)	Peak EIRP (dBm)	Limit (dBm)	Margin (dB)	Polarization
5011.02	-53.65	6.58	9.92	-50.31	-25.00	25.31	H
7508.01	-52.45	8.36	12.21	-48.60	-25.00	23.60	H
10023.01	-51.59	9.25	12.91	-47.93	-25.00	22.93	H
12509.01	-49.20	10.20	13.21	-46.19	-25.00	21.19	H
15028.00	-46.27	11.25	13.98	-43.54	-25.00	18.54	H
17522.00	-44.10	12.81	14.93	-41.98	-25.00	16.98	H

**LTE Band 7, 5 MHz, QPSK, Channel 21100**

Frequency (MHz)	P <sub>Mea</sub> (dBm)	Path Loss(dB)	Antenna Gain(dBi)	Peak EIRP (dBm)	Limit (dBm)	Margin (dB)	Polarization
5076.02	-54.65	6.70	10.01	-51.34	-25.00	26.34	H
7607.01	-53.45	8.00	12.29	-49.16	-25.00	24.16	V
10153.01	-49.65	9.38	12.96	-46.07	-25.00	21.07	H
12682.01	-48.70	10.33	13.31	-45.72	-25.00	20.72	H
15224.00	-45.64	11.37	13.87	-43.14	-25.00	18.14	H
17761.00	-43.70	12.52	15.27	-40.95	-25.00	15.95	H

**LTE Band 7, 5 MHz, QPSK, Channel 21425**

Frequency (MHz)	P <sub>Mea</sub> (dBm)	Path Loss(dB)	Antenna Gain(dBi)	Peak EIRP (dBm)	Limit (dBm)	Margin (dB)	Polarization
5141.02	-53.51	6.87	10.10	-50.28	-25.00	25.28	H
7703.01	-52.74	8.42	12.36	-48.80	-25.00	23.80	H
10289.01	-47.40	9.61	13.02	-43.99	-25.00	18.99	H
12831.01	-48.23	10.69	13.40	-45.52	-25.00	20.52	V
15389.00	-44.52	11.38	13.77	-42.13	-25.00	17.13	H
17985.00	-44.27	12.90	15.58	-41.59	-25.00	16.59	V

**LTE Band 12, 1.4MHz, QPSK, Channel 23017**

Frequency (MHz)	P <sub>Mea</sub> (dBm)	Path Loss(dB)	Antenna Gain(dBi)	Correction (dB)	Peak ERP (dBm)	Limit (dBm)	Margin (dB)	Polarization
1400.01	-53.98	3.24	4.98	2.15	-54.39	-13.00	41.39	H
2099.00	-49.03	4.19	4.90	2.15	-50.47	-13.00	37.47	V
2812.00	-52.31	4.93	6.66	2.15	-52.73	-13.00	39.73	V
3500.02	-54.66	5.52	8.20	2.15	-54.13	-13.00	41.13	V
4205.02	-54.63	6.22	9.11	2.15	-53.89	-13.00	40.89	H
4907.01	-54.27	6.73	9.81	2.15	-53.34	-13.00	40.34	V

**LTE Band 12, 1.4MHz, QPSK, Channel 23095**

Frequency (MHz)	P <sub>Mea</sub> (dBm)	Path Loss(dB)	Antenna Gain(dBi)	Correction (dB)	Peak ERP (dBm)	Limit (dBm)	Margin (dB)	Polarization
1415.01	-53.78	3.25	5.06	2.15	-54.12	-13.00	41.12	H
2123.00	-50.73	4.21	4.97	2.15	-52.12	-13.00	39.12	V
2840.00	-52.04	4.95	6.71	2.15	-52.43	-13.00	39.43	V
3532.02	-54.39	5.64	8.24	2.15	-53.94	-13.00	40.94	V
4246.02	-54.43	6.24	9.15	2.15	-53.67	-13.00	40.67	V
4967.01	-53.75	6.66	9.87	2.15	-52.69	-13.00	39.69	H

**LTE Band 12, 1.4MHz, QPSK, Channel 23173**

Frequency (MHz)	P <sub>Mea</sub> (dBm)	Path Loss(dB)	Antenna Gain(dBi)	Correction (dB)	Peak ERP (dBm)	Limit (dBm)	Margin (dB)	Polarization
1431.01	-57.27	3.28	5.14	2.15	-57.56	-13.00	44.56	H
2146.00	-49.77	4.24	5.04	2.15	-51.12	-13.00	38.12	V
2867.00	-51.98	4.96	6.76	2.15	-52.33	-13.00	39.33	V
3589.02	-53.23	6.23	8.32	2.15	-53.29	-13.00	40.29	V
4285.02	-53.81	6.21	9.19	2.15	-52.98	-13.00	39.98	H
5007.01	-53.73	6.59	9.91	2.15	-52.56	-13.00	39.56	H

**LTE Band 18(815MHz~824MHz), 5MHz, QPSK, Channel 23915**

Frequency (MHz)	P <sub>Mea</sub> (dBm)	Path Loss(dB)	Antenna Gain(dBi)	Correction (dB)	Peak ERP (dBm)	Limit (dBm)	Margin (dB)	Polarization
1634.01	-59.36	3.55	5.26	2.15	-59.80	-13.00	46.80	H
2468.00	-44.93	4.59	6.00	2.15	-45.67	-13.00	32.67	V
3286.02	-54.50	5.28	7.69	2.15	-54.24	-13.00	41.24	V
4093.02	-54.06	6.04	8.99	2.15	-53.26	-13.00	40.26	H
4951.01	-53.53	6.69	9.85	2.15	-52.52	-13.00	39.52	V
5765.01	-53.04	7.24	10.55	2.15	-51.88	-13.00	38.88	V

**LTE Band 18(824MHz~830MHz), 5MHz, QPSK, Channel 23970**

Frequency (MHz)	P <sub>Mea</sub> (dBm)	Path Loss(dB)	Antenna Gain(dBi)	Correction (dB)	Peak ERP (dBm)	Limit (dBm)	Margin (dB)	Polarization
2483.00	-48.83	4.61	6.05	2.15	-49.54	-13.00	36.54	V
5782.01	-43.69	7.22	10.54	2.15	-42.52	-13.00	29.52	H
7486.01	-51.55	8.36	12.18	2.15	-49.88	-13.00	36.88	V
8467.00	-50.73	8.66	12.97	2.15	-48.57	-13.00	35.57	H
9116.00	-51.23	8.93	13.17	2.15	-49.14	-13.00	36.14	V
9958.00	-49.81	9.14	12.94	2.15	-48.16	-13.00	35.16	V

**LTE Band 19, 5MHz, QPSK, Channel 24025**

Frequency (MHz)	P <sub>Mea</sub> (dBm)	Path Loss(dB)	Antenna Gain(dBi)	Correction (dB)	Peak ERP (dBm)	Limit (dBm)	Margin (dB)	Polarization
1647.01	-54.79	3.56	5.24	2.15	-55.26	-13.00	42.26	V
2498.00	-49.17	4.62	6.09	2.15	-49.85	-13.00	36.85	V
3329.02	-54.19	5.30	7.79	2.15	-53.85	-13.00	40.85	V
4165.02	-54.43	6.13	9.07	2.15	-53.64	-13.00	40.64	V
5014.01	-53.49	6.58	9.92	2.15	-52.30	-13.00	39.30	H
5847.01	-53.70	7.23	10.53	2.15	-52.55	-13.00	39.55	V

**LTE Band 19, 5MHz, QPSK, Channel 24075**

Frequency (MHz)	P <sub>Mea</sub> (dBm)	Path Loss(dB)	Antenna Gain(dBi)	Correction (dB)	Peak ERP (dBm)	Limit (dBm)	Margin (dB)	Polarization
1664.01	-58.91	3.57	5.20	2.15	-59.43	-13.00	46.43	V
2513.00	-48.90	4.64	6.12	2.15	-49.57	-13.00	36.57	H
3359.02	-53.61	5.33	7.86	2.15	-53.23	-13.00	40.23	H
4185.02	-54.56	6.17	9.09	2.15	-53.79	-13.00	40.79	V
5015.01	-53.60	6.58	9.92	2.15	-52.41	-13.00	39.41	V
5871.01	-53.40	7.30	10.53	2.15	-52.32	-13.00	39.32	H

**LTE Band 19, 5MHz, QPSK, Channel 24125**

Frequency (MHz)	P <sub>Mea</sub> (dBm)	Path Loss(dB)	Antenna Gain(dBi)	Correction (dB)	Peak ERP (dBm)	Limit (dBm)	Margin (dB)	Polarization
1684.01	-58.58	3.59	5.17	2.15	-59.15	-13.00	46.15	V
2528.00	-48.69	4.65	6.15	2.15	-49.34	-13.00	36.34	H
3352.02	-53.99	5.32	7.84	2.15	-53.62	-13.00	40.62	H
4208.02	-53.74	6.22	9.11	2.15	-53.00	-13.00	40.00	H
5070.01	-53.94	6.69	10.00	2.15	-52.78	-13.00	39.78	V
5896.01	-53.32	7.38	10.52	2.15	-52.33	-13.00	39.33	H

**LTE Band 38, 5MHz, QPSK, Channel 37775**

Frequency (MHz)	P <sub>Mea</sub> (dBm)	Path Loss(dB)	Antenna Gain(dBi)	Peak EIRP (dBm)	Limit (dBm)	Margin (dB)	Polarization
5150.02	-55.32	6.88	10.11	-52.09	-25.00	27.09	H
7718.01	-53.30	8.40	12.37	-49.33	-25.00	24.33	H
10306.01	-50.52	9.65	13.02	-47.15	-25.00	22.15	H
12831.01	-48.26	10.69	13.40	-45.55	-25.00	20.55	H
15445.00	-44.59	11.46	13.73	-42.32	-25.00	17.32	V
17993.00	-44.59	12.90	15.59	-41.90	-25.00	16.90	H

**LTE Band 38, 5MHz, QPSK, Channel 38000**

Frequency (MHz)	P <sub>Mea</sub> (dBm)	Path Loss(dB)	Antenna Gain(dBi)	Peak EIRP (dBm)	Limit (dBm)	Margin (dB)	Polarization
5192.02	-54.50	6.95	10.17	-51.28	-25.00	26.28	H
7788.01	-45.11	8.30	12.43	-40.98	-25.00	15.98	H
10392.01	-49.50	9.79	13.06	-46.23	-25.00	21.23	H
12966.01	-48.37	10.48	13.48	-45.37	-25.00	20.37	H
15544.00	-43.86	11.51	13.70	-41.67	-25.00	16.67	H
16835.00	-42.36	12.07	13.73	-40.70	-25.00	15.70	V

**LTE Band 38, 5MHz, QPSK, Channel 38225**

Frequency (MHz)	P <sub>Mea</sub> (dBm)	Path Loss(dB)	Antenna Gain(dBi)	Peak EIRP (dBm)	Limit (dBm)	Margin (dB)	Polarization
5236.02	-53.26	7.00	10.23	-50.03	-25.00	25.03	H
7854.01	-49.72	8.36	12.48	-45.60	-25.00	20.60	V
10485.01	-47.15	9.67	13.09	-43.73	-25.00	18.73	H
13104.01	-47.56	10.92	13.65	-44.83	-25.00	19.83	H
15683.00	-44.06	11.59	13.70	-41.95	-25.00	16.95	H
16981.00	-42.48	12.30	13.79	-40.99	-25.00	15.99	H

**LTE Band 66, 1.4MHz QPSK, Channel 131979**

Frequency (MHz)	P <sub>Mea</sub> (dBm)	Path Loss(dB)	Antenna Gain(dBi)	Peak EIRP (dBm)	Limit (dBm)	Margin (dB)	Polarization
3422.02	-62.87	5.38	8.01	-60.24	-13.00	47.24	V
5135.02	-59.81	6.86	10.09	-56.58	-13.00	43.58	H
6886.01	-64.69	7.77	11.46	-61.00	-13.00	48.00	V
8573.01	-64.32	8.54	13.01	-59.85	-13.00	46.85	V
10309.01	-61.68	9.66	13.02	-58.32	-13.00	45.32	V
11992.01	-59.41	10.09	13.00	-56.50	-13.00	43.50	H

**LTE Band 66, 1.4MHz, QPSK, Channel 132322**

Frequency (MHz)	P <sub>Mea</sub> (dBm)	Path Loss(dB)	Antenna Gain(dBi)	Peak EIRP (dBm)	Limit (dBm)	Margin (dB)	Polarization
3490.02	-62.76	5.50	8.18	-60.08	-13.00	47.08	H
5239.02	-58.88	7.00	10.23	-55.65	-13.00	42.65	H
6982.01	-64.38	8.16	11.58	-60.96	-13.00	47.96	V
8755.01	-64.33	8.53	13.05	-59.81	-13.00	46.81	V
10497.01	-61.32	9.66	13.10	-57.88	-13.00	44.88	V
12181.01	-59.34	10.11	13.07	-56.38	-13.00	43.38	V

**LTE Band 66, 1.4MHz, QPSK, Channel 132665**

Frequency (MHz)	P <sub>Mea</sub> (dBm)	Path Loss(dB)	Antenna Gain(dBi)	Peak EIRP (dBm)	Limit (dBm)	Margin (dB)	Polarization
3559.02	-63.14	5.92	8.28	-60.78	-13.00	47.78	V
5338.02	-59.76	6.96	10.37	-56.35	-13.00	43.35	V
7118.01	-61.98	8.16	11.74	-58.40	-13.00	45.40	H
8949.01	-63.84	9.02	13.09	-59.77	-13.00	46.77	V
10701.01	-61.31	9.31	13.14	-57.48	-13.00	44.48	V
12479.01	-59.32	10.23	13.19	-56.36	-13.00	43.36	V

Note: The maximum value of expanded measurement uncertainty for this test item is  $U = 5.16$  dB,  $k = 2$ .

## **A.3 Frequency Stability**

### **A.3.1 Method of Measurement**

In order to measure the carrier frequency under the condition of AFC lock, it is necessary to make measurements with the EUT in a “call mode”. This is accomplished with the use of CMW500.

1. Measure the carrier frequency at room temperature.
2. Subject the EUT to overnight soak at -30°C.
3. With the EUT, powered via nominal voltage, connected to the CMW500, and in a simulated call on middle channel for each LTE band, measure the carrier frequency. These measurements should be made within 2 minutes of Powering up the EUT, to prevent significant self-warming.
4. Repeat the above measurements at 10°C increments from -30°C to +50°C. Allow at least 1.5 hours at each temperature, unpowered, before making measurements.
5. Re-measure carrier frequency at room temperature with nominal voltage. Vary supply voltage from minimum voltage to maximum voltage, in 0.1Volt increments re-measuring carrier frequency at each voltage. Pause at nominal voltage for 1.5 hours unpowered, to allow any self-heating to stabilize, before continuing.
6. Subject the EUT to overnight soak at +50°C.
7. With the EUT, powered via nominal voltage, connected to the CMW500 and in a simulated call on the center channel, measure the carrier frequency. These measurements should be made within 2 minutes of Powering up the EUT, to prevent significant self-warming.
8. Repeat the above measurements at 10 °C increments from -30°C to +50°C. Allow at least 1.5 hours at each temperature, unpowered, before making measurements.
9. At all temperature levels hold the temperature to +/- 0.5°C during the measurement procedure.

The frequency stability shall be sufficient to ensure that the fundamental emission stays within the authorized frequency block. As this transceiver is considered "Hand carried, battery powered equipment" Section 2.1055(d)(2) applies. This requires that the lower voltage for frequency stability testing be specified by the manufacturer. This transceiver is specified to operate with an input voltage of the lower, higher and nominal voltage. Operation above or below these voltage limits is prohibited by transceiver software in order to prevent improper operation as well as to protect components from overstress.



### A.3.2 Measurement results

#### LTE Band 2, 20MHz bandwidth QPSK (worst case of all bandwidths)

##### Frequency Error vs Temperature

Temperature(°C)	Voltage(V)	F <sub>L</sub> (MHz)	F <sub>H</sub> (MHz)	Offset(Hz)	Frequency error(ppm)
20	3.8	1850.801	1909.199		
50				1.49	0.0008
40				0.10	0.0001
30				2.13	0.0011
10				-0.90	0.0005
0				-0.37	0.0002
-10				-0.53	0.0003
-20				-0.34	0.0002
-30				-0.53	0.0003

##### Frequency Error vs Voltage

Voltage(V)	Temperature(°C)	F <sub>L</sub> (MHz)	F <sub>H</sub> (MHz)	Offset(Hz)	Frequency error(ppm)
3.6	20	1850.801	1909.199	0.40	0.0002
4.4				-0.30	0.0002

#### LTE Band 5, 10MHz bandwidth QPSK (worst case of all bandwidths)

##### Frequency Error vs Temperature

Temperature(°C)	Voltage(V)	F <sub>L</sub> (MHz)	F <sub>H</sub> (MHz)	Offset(Hz)	Frequency error(ppm)
20	3.8	824.417	848.583		
50				-7.61	0.0091
40				-3.06	0.0037
30				-3.16	0.0038
10				-2.60	0.0031
0				-2.02	0.0024
-10				-2.55	0.0030
-20				-2.86	0.0034
-30				-2.57	0.0031

##### Frequency Error vs Voltage

Voltage(V)	Temperature(°C)	F <sub>L</sub> (MHz)	F <sub>H</sub> (MHz)	Offset(Hz)	Frequency error(ppm)
3.6	20	824.417	848.583	-1.73	0.0021
4.4				-0.70	0.0008

**LTE Band 7, 20MHz bandwidth QPSK (worst case of all bandwidths)**
**Frequency Error vs Temperature**

Temperature(°C)	Voltage(V)	F <sub>L</sub> (MHz)	F <sub>H</sub> (MHz)	Offset(Hz)	Frequency error(ppm)
20	3.8	2500.897	2569.135		
50				16.49	0.0065
40				16.26	0.0064
30				-0.77	0.0003
10				3.49	0.0014
0				1.36	0.0005
-10				1.80	0.0007
-20				17.47	0.0069
-30				1.80	0.0007

**Frequency Error vs Voltage**

Voltage(V)	Temperature(°C)	F <sub>L</sub> (MHz)	F <sub>H</sub> (MHz)	Offset(Hz)	Frequency error(ppm)
3.6	20	2500.897	2569.135	3.03	0.0012
4.4				4.38	0.0017

**LTE Band 12, 10MHz bandwidth QPSK (worst case of all bandwidths)**
**Frequency Error vs Temperature**

Temperature(°C)	Voltage(V)	F <sub>L</sub> (MHz)	F <sub>H</sub> (MHz)	Offset(Hz)	Frequency error(ppm)
20	3.8	699.465	715.519		
50				8.43	0.0119
40				0.37	0.0005
30				7.64	0.0108
10				7.05	0.0100
0				-0.03	0.0000
-10				0.11	0.0002
-20				-0.24	0.0003
-30				1.44	0.0020

**Frequency Error vs Voltage**

Voltage(V)	Temperature(°C)	F <sub>L</sub> (MHz)	F <sub>H</sub> (MHz)	Offset(Hz)	Frequency error(ppm)
3.6	20	699.465	715.519	6.57	0.0093
4.4				7.57	0.0107

**LTE band 18(815MHz~824MHz), 10MHz bandwidth QPSK (worst case of all bandwidths)**
**Frequency Error vs Temperature**

Temperature(°C)	Voltage(V)	F <sub>L</sub> (MHz)	F <sub>H</sub> (MHz)	Offset(Hz)	Frequency error(ppm)
20	3.8	815.122	823.880		
50				-0.62	0.0008
40				-1.77	0.0022
30				-2.33	0.0028
10				-8.31	0.0101
0				-0.30	0.0004
-10				-0.34	0.0004
-20				-0.80	0.0010
-30				-0.43	0.0005

**Frequency Error vs Voltage**

Voltage(V)	Temperature(°C)	F <sub>L</sub> (MHz)	F <sub>H</sub> (MHz)	Offset(Hz)	Frequency error(ppm)
3.6	20	815.122	823.880	-0.57	0.0007
4.4				-7.00	0.0085

**LTE band 18(824MHz~830MHz), 15MHz bandwidth QPSK (worst case of all bandwidths)**
**Frequency Error vs Temperature**

Temperature(°C)	Voltage(V)	F <sub>L</sub> (MHz)	F <sub>H</sub> (MHz)	Offset(Hz)	Frequency error(ppm)
20	3.8	824.144	829.854		
50				2.68	0.0032
40				1.43	0.0017
30				1.90	0.0023
10				0.50	0.0006
0				2.00	0.0024
-10				1.67	0.0020
-20				2.45	0.0029
-30				2.79	0.0033

**Frequency Error vs Voltage**

Voltage(V)	Temperature(°C)	F <sub>L</sub> (MHz)	F <sub>H</sub> (MHz)	Offset(Hz)	Frequency error(ppm)
3.6	20	824.144	829.854	2.96	0.0035
4.4				0.96	0.0011

**LTE Band 19, 15MHz bandwidth QPSK (worst case of all bandwidths)**
**Frequency Error vs Temperature**

Temperature(°C)	Voltage(V)	F <sub>L</sub> (MHz)	F <sub>H</sub> (MHz)	Offset(Hz)	Frequency error(ppm)
20	3.8	830.558	844.452		
50				-1.46	0.0017
40				-1.13	0.0014
30				-0.59	0.0007
10				-0.39	0.0005
0				-1.37	0.0016
-10				0.13	0.0002
-20				-1.65	0.0020
-30				-2.29	0.0027

**Frequency Error vs Voltage**

Voltage(V)	Temperature(°C)	F <sub>L</sub> (MHz)	F <sub>H</sub> (MHz)	Offset(Hz)	Frequency error(ppm)
3.6	20	830.558	844.452	0.10	0.0001
4.4				-8.21	0.0098

**LTE Band 38, 20MHz bandwidth QPSK (worst case of all bandwidths)**
**Frequency Error vs Temperature**

Temperature(°C)	Voltage(V)	F <sub>L</sub> (MHz)	F <sub>H</sub> (MHz)	Offset(Hz)	Frequency error(ppm)
20	3.8	2570.288	2619.679		
50				6.82	0.0026
40				2.16	0.0008
30				6.64	0.0026
10				7.75	0.0030
0				8.07	0.0031
-10				7.30	0.0028
-20				6.12	0.0024
-30				6.15	0.0024

**Frequency Error vs Voltage**

Voltage(V)	Temperature(°C)	F <sub>L</sub> (MHz)	F <sub>H</sub> (MHz)	Offset(Hz)	Frequency error(ppm)
3.6	20	2570.288	2619.679	7.74	0.0030
4.4				8.91	0.0034

**LTE Band 66, 20MHz bandwidth QPSK (worst case of all bandwidths)**

**Frequency Error vs Temperature**

Temperature(°C)	Voltage(V)	F <sub>L</sub> (MHz)	F <sub>H</sub> (MHz)	Offset(Hz)	Frequency error(ppm)
20	3.8	1710.833	1779.231		
50				-1.06	0.0006
40				3.28	0.0019
30				-1.39	0.0008
10				1.24	0.0007
0				-1.09	0.0006
-10				1.27	0.0007
-20				0.57	0.0003
-30				0.94	0.0005

**Frequency Error vs Voltage**

Voltage(V)	Temperature(°C)	F <sub>L</sub> (MHz)	F <sub>H</sub> (MHz)	Offset(Hz)	Frequency error(ppm)
3.6	20	1710.833	1779.231	-0.87	0.0005
4.4				0.29	0.0002

#### **A.4 Occupied Bandwidth**

Occupied bandwidth measurements are only provided for selected frequencies in order to reduce the amount of submitted data. Data were taken at the mid frequencies frequency. The table below lists the measured 99% BW. Spectrum analyzer plots are included on the following pages.

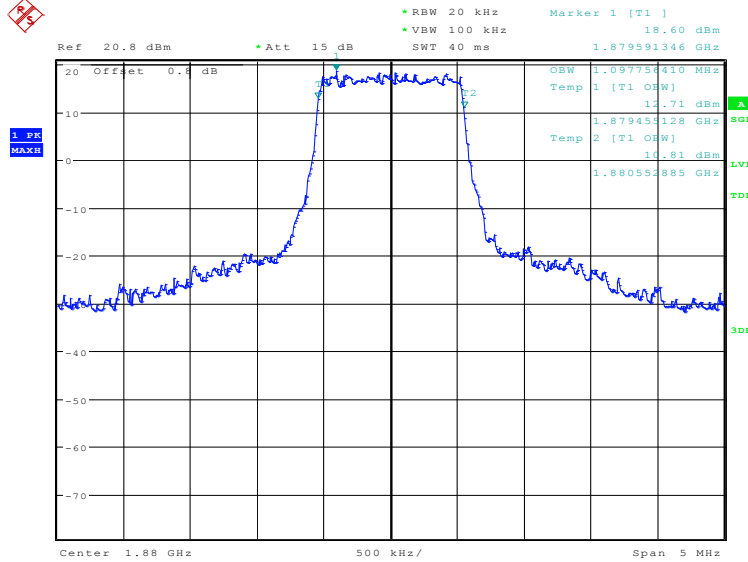
The measurement method is from ANSI C63.26:

- a) The spectrum analyzer center frequency is set to the nominal EUT channel center frequency. The frequency span for the spectrum analyzer shall be set wide enough to capture all modulation products including the emission skirts.
- b) The nominal IF filter 3 dB bandwidth (RBW) shall be in the range of 1% to 5% of the anticipated OBW, and the VBW shall be set  $\geq 3 \times$  RBW.
- c) Set the reference level of the instrument as required to prevent the signal amplitude from exceeding the maximum spectrum analyzer input mixer level for linear operation.
- d) Set the detection mode to peak, and the trace mode to max-hold.

### LTE band 2, 1.4MHz (99%)

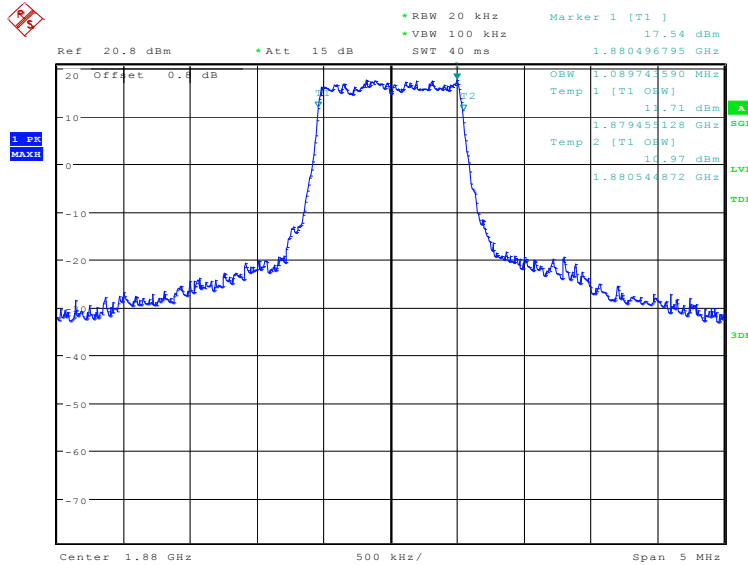
Frequency (MHz)	Occupied Bandwidth (99%) (kHz)		
	QPSK	16QAM	64QAM
1880.0	1097.76	1089.74	1089.74

### LTE band 2, 1.4MHz Bandwidth, QPSK (99% BW)



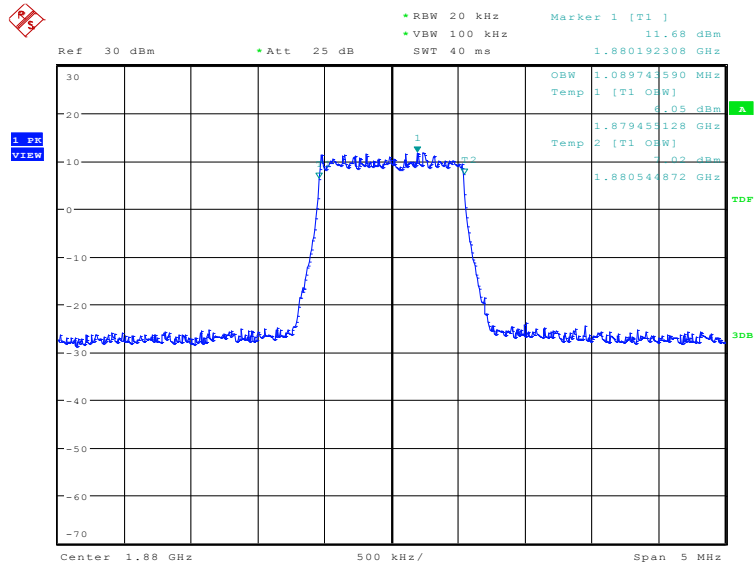
Date: 27.MAY.2020 17:13:09

### LTE band 2, 1.4MHz Bandwidth, 16QAM (99% BW)



Date: 27.MAY.2020 17:13:47

**LTE band 2, 1.4MHz Bandwidth, 64QAM (99% BW)**



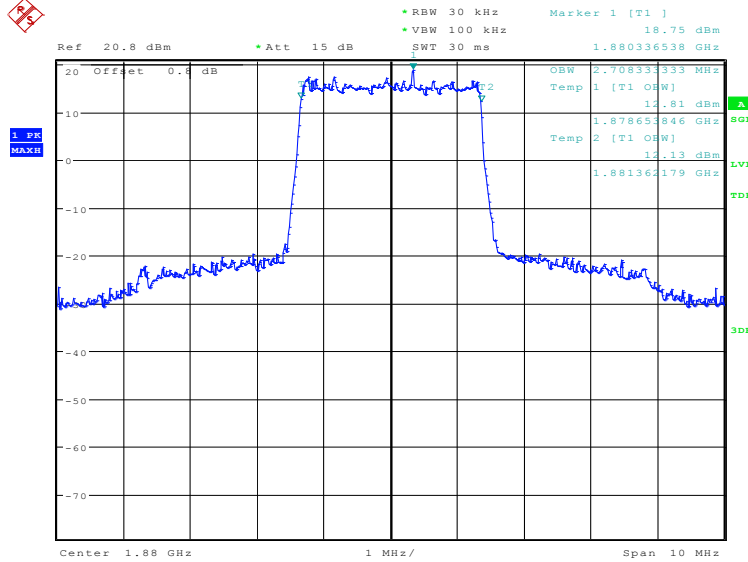
Date: 1.JUN.2020 09:26:32



### LTE band 2, 3MHz (99%)

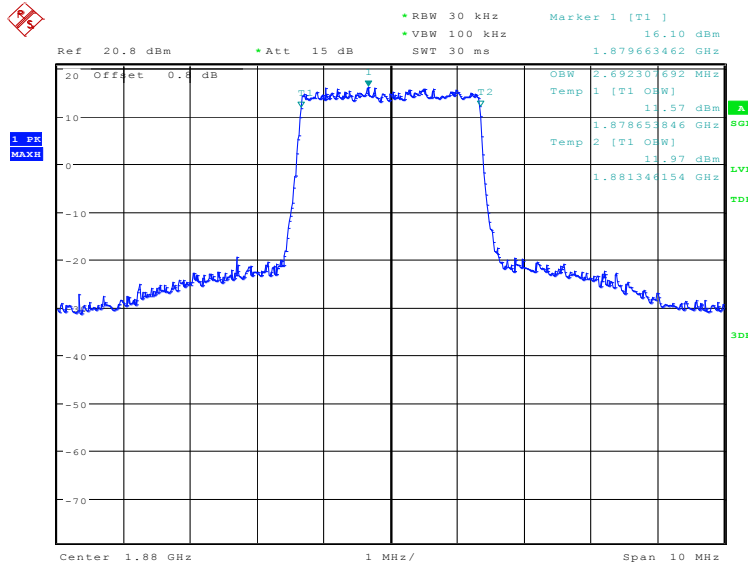
Frequency (MHz)	Occupied Bandwidth (99%) (kHz)		
	QPSK	16QAM	64QAM
1880.0	2708.33	2692.31	2692.31

### LTE band 2, 3MHz Bandwidth, QPSK (99% BW)



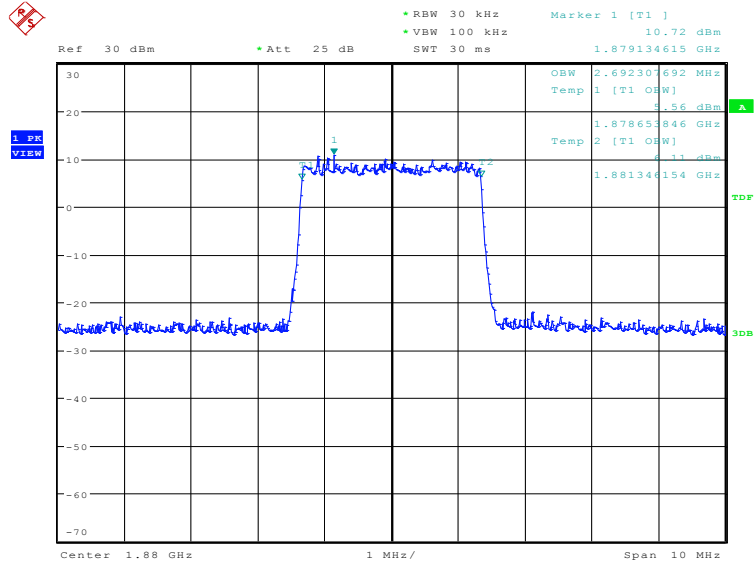
Date: 27.MAY.2020 17:14:27

### LTE band 2, 3MHz Bandwidth, 16QAM (99% BW)



Date: 27.MAY.2020 17:15:05

LTE band 2, 3MHz Bandwidth, 64QAM (99% BW)

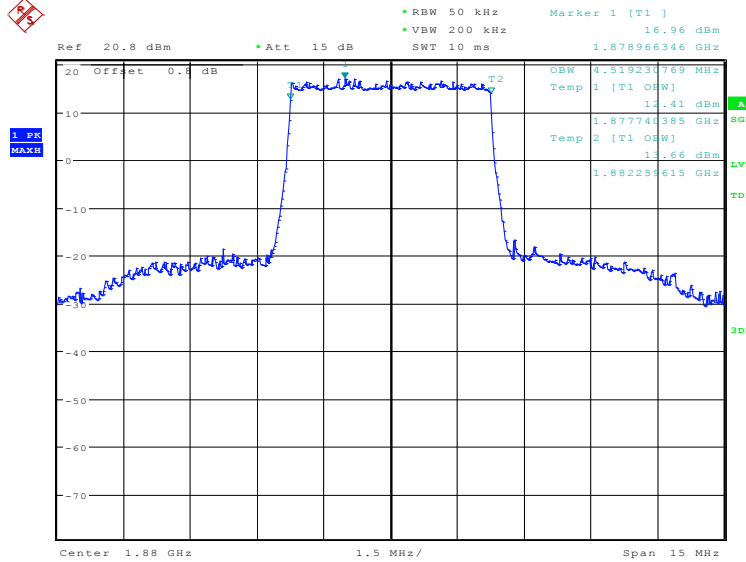


Date: 1.JUN.2020 09:27:38

### LTE band 2, 5MHz (99%)

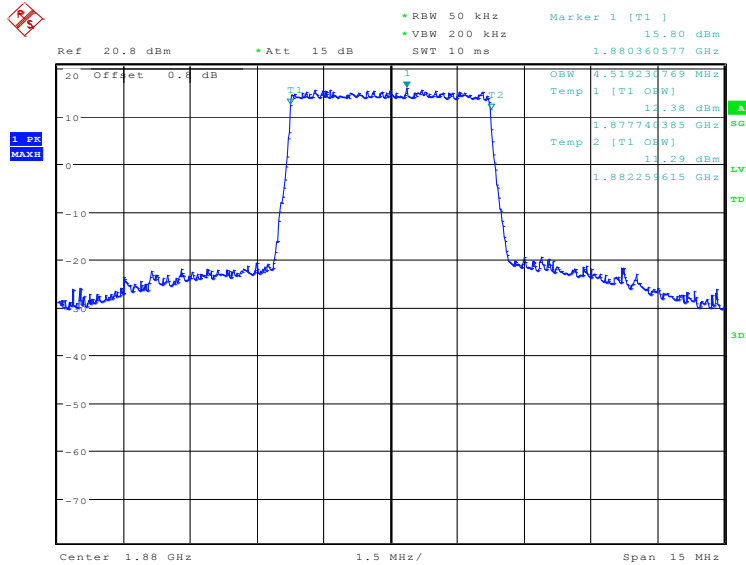
Frequency (MHz)	Occupied Bandwidth (99%) (kHz)		
	QPSK	16QAM	64QAM
1880.0	4519.23	4519.23	4519.23

### LTE band 2, 5MHz Bandwidth, QPSK (99% BW)



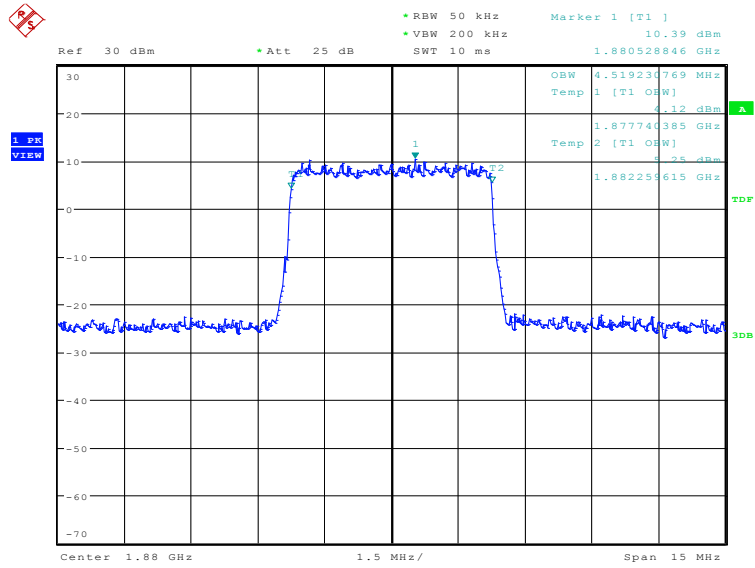
Date: 27.MAY.2020 17:15:45

### LTE band 2, 5MHz Bandwidth, 16QAM (99% BW)



Date: 27.MAY.2020 17:16:24

LTE band 2, 5MHz Bandwidth, 64QAM (99% BW)

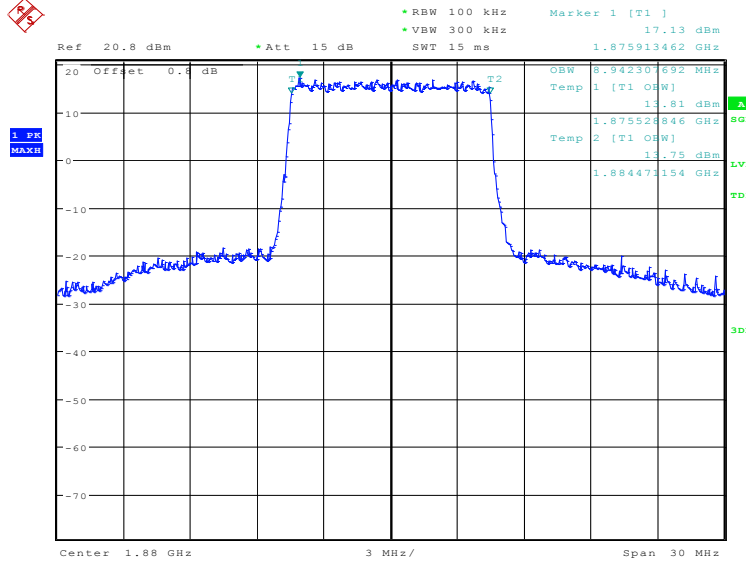


Date: 1.JUN.2020 09:28:56

### LTE band 2, 10MHz (99%)

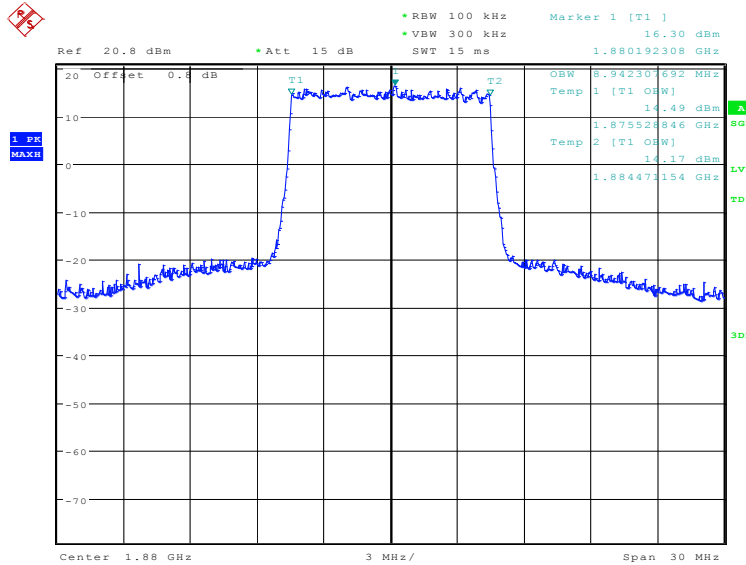
Frequency (MHz)	Occupied Bandwidth (99%) (kHz)		
	QPSK	16QAM	64QAM
1880.0	8942.31	8942.31	8990.38

### LTE band 2, 10MHz Bandwidth, QPSK (99% BW)



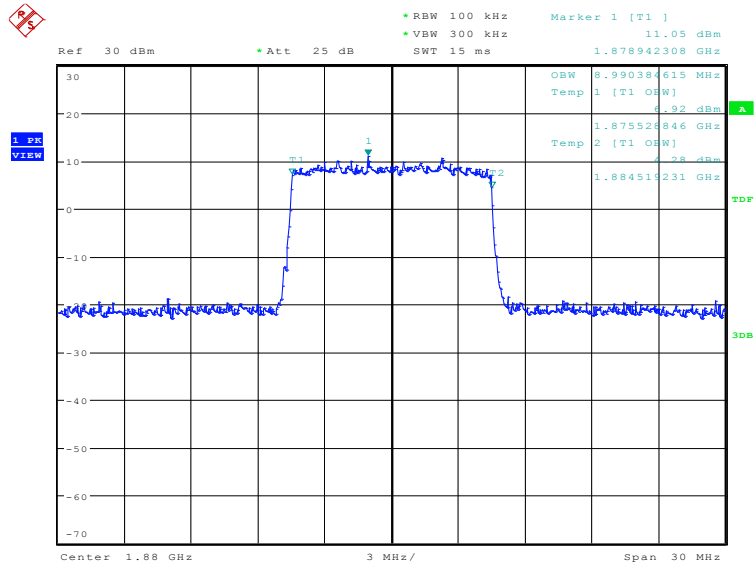
Date: 27.MAY.2020 17:17:04

### LTE band 2, 10MHz Bandwidth, 16QAM (99% BW)



Date: 27.MAY.2020 17:17:42

LTE band 2, 10MHz Bandwidth, 64QAM (99% BW)

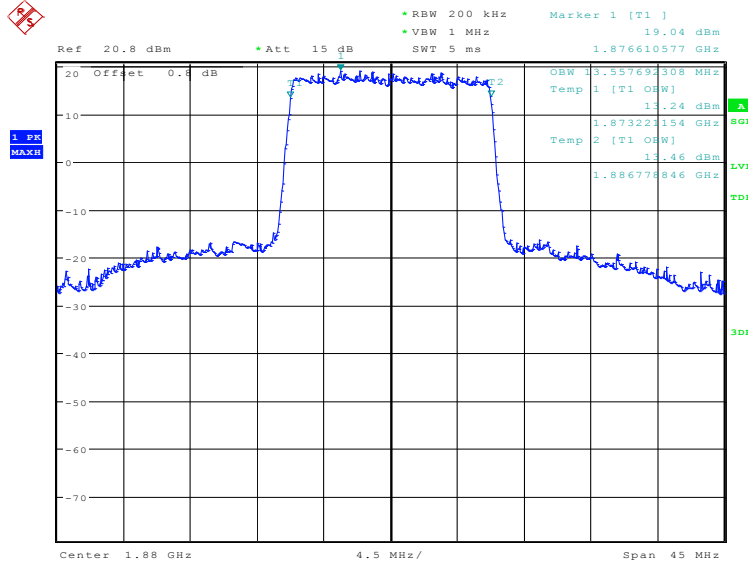


Date: 1.JUN.2020 09:30:04

### LTE band 2, 15MHz (99%)

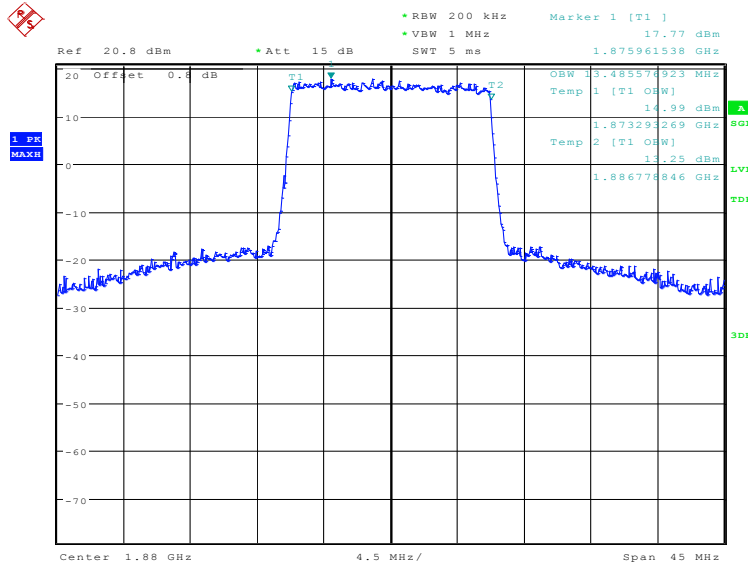
Frequency (MHz)	Occupied Bandwidth (99%) (kHz)		
	QPSK	16QAM	64QAM
1880.0	13557.69	13485.58	13485.58

### LTE band 2, 15MHz Bandwidth, QPSK (99% BW)



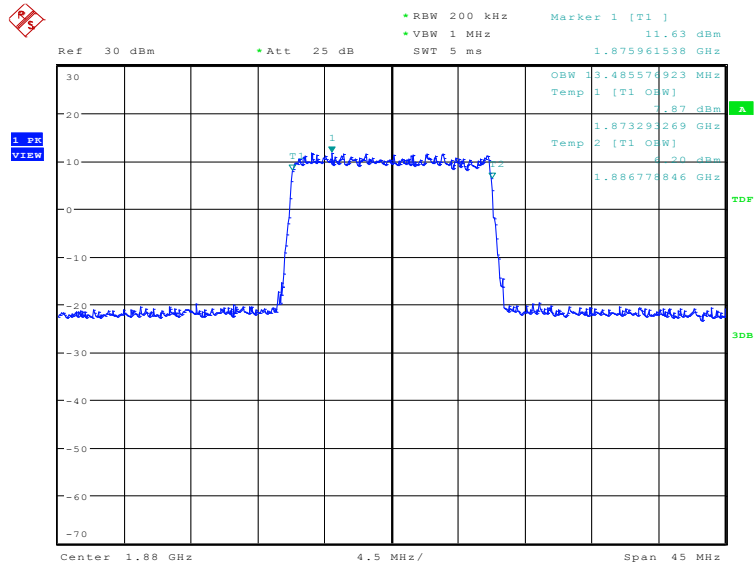
Date: 27.MAY.2020 17:18:22

### LTE band 2, 15MHz Bandwidth, 16QAM (99% BW)



Date: 27.MAY.2020 17:19:01

LTE band 2, 15MHz Bandwidth, 64QAM (99% BW)



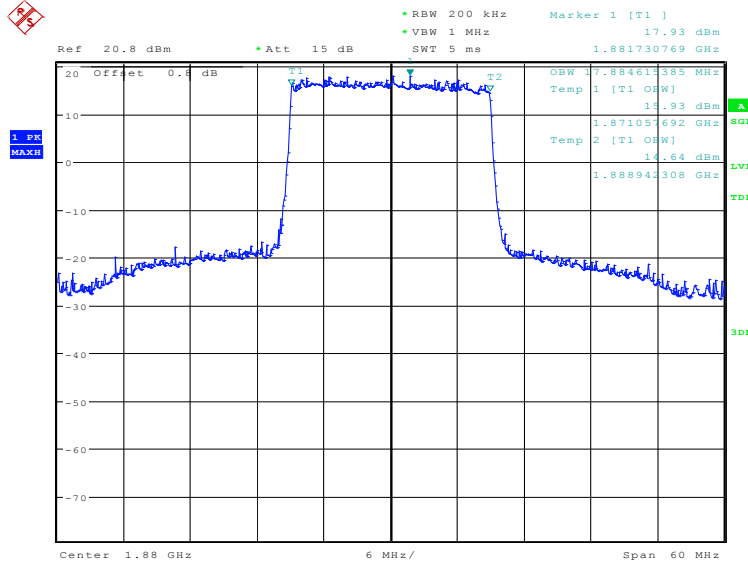
Date: 1.JUN.2020 09:31:06



### LTE band 2, 20MHz (99%)

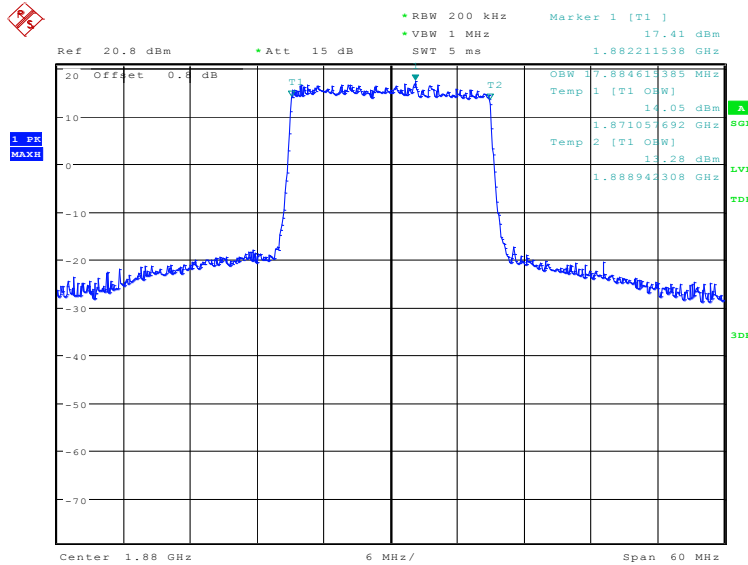
Frequency (MHz)	Occupied Bandwidth (99%) (kHz)		
	QPSK	16QAM	64QAM
1880.0	17884.62	17884.62	17980.77

### LTE band 2, 20MHz Bandwidth, QPSK (99% BW)



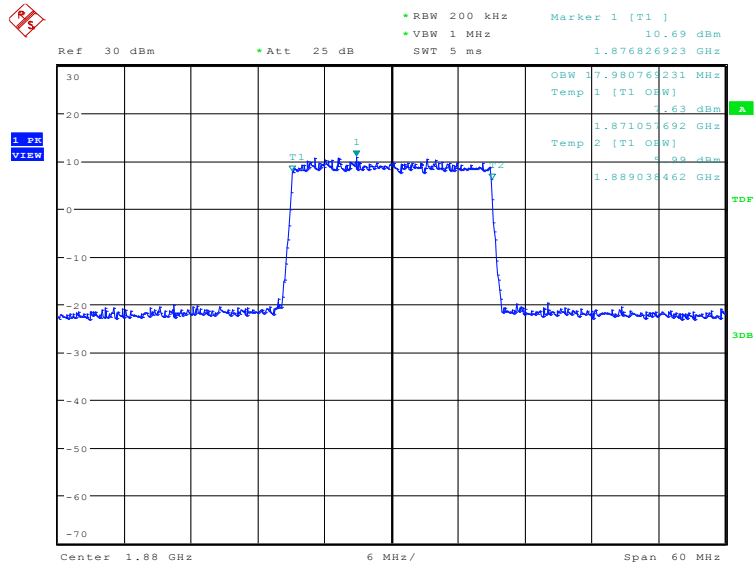
Date: 27.MAY.2020 17:19:41

### LTE band 2, 20MHz Bandwidth, 16QAM (99% BW)



Date: 27.MAY.2020 17:20:19

### LTE band 2, 20MHz Bandwidth, 64QAM (99% BW)

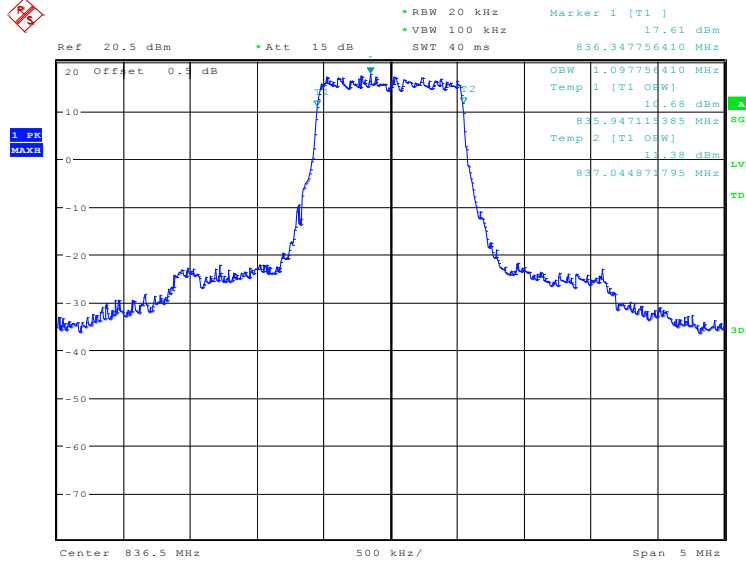


Date: 1.JUN.2020 09:32:09

### LTE band 5, 1.4MHz (99%)

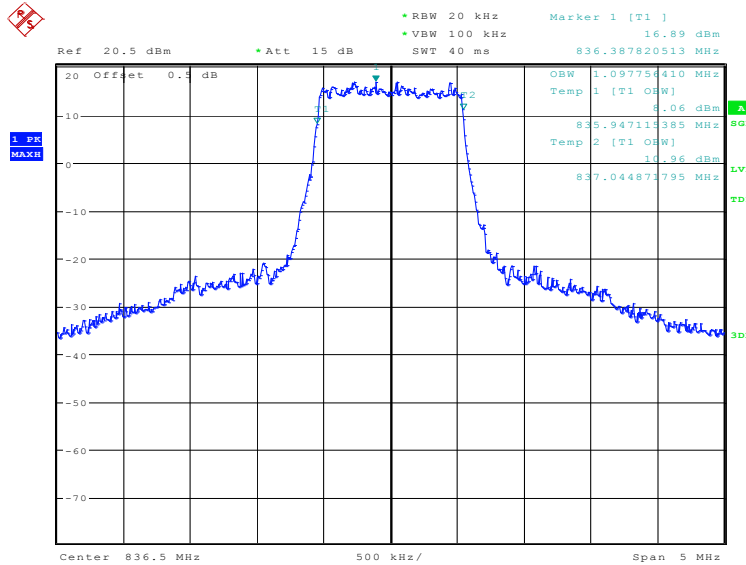
Frequency (MHz)	Occupied Bandwidth (99%) (kHz)		
	QPSK	16QAM	64QAM
836.5	1097.76	1097.76	1089.74

### LTE band 5, 1.4MHz Bandwidth, QPSK (99% BW)



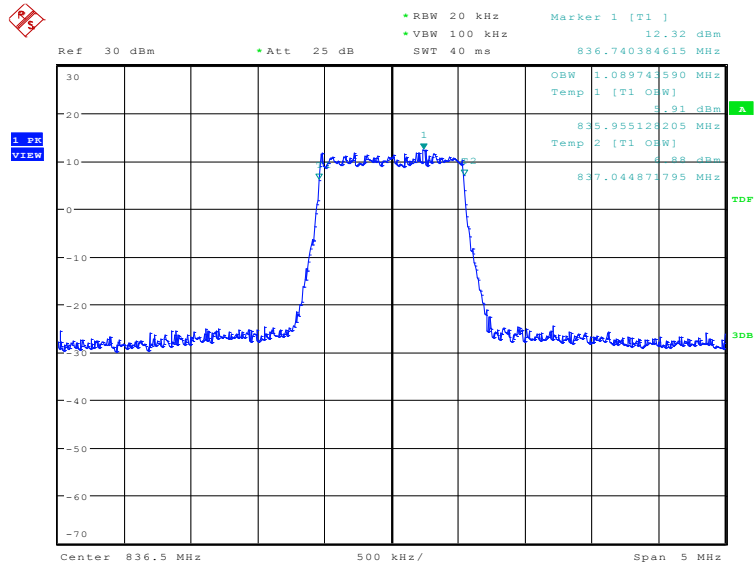
Date: 27.MAY.2020 17:21:52

### LTE band 5, 1.4MHz Bandwidth, 16QAM (99% BW)



Date: 27.MAY.2020 17:22:30

### LTE band 5, 1.4MHz Bandwidth, 64QAM (99% BW)

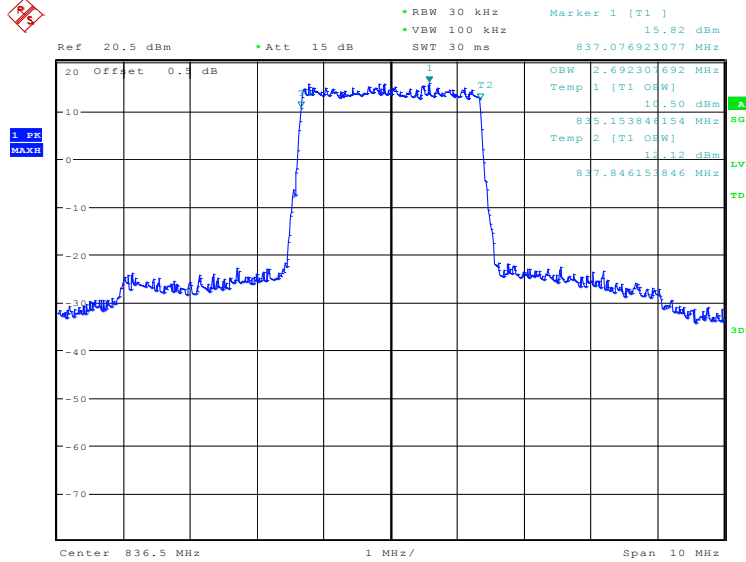


Date: 1.JUN.2020 09:33:34

### LTE band 5, 3MHz (99%)

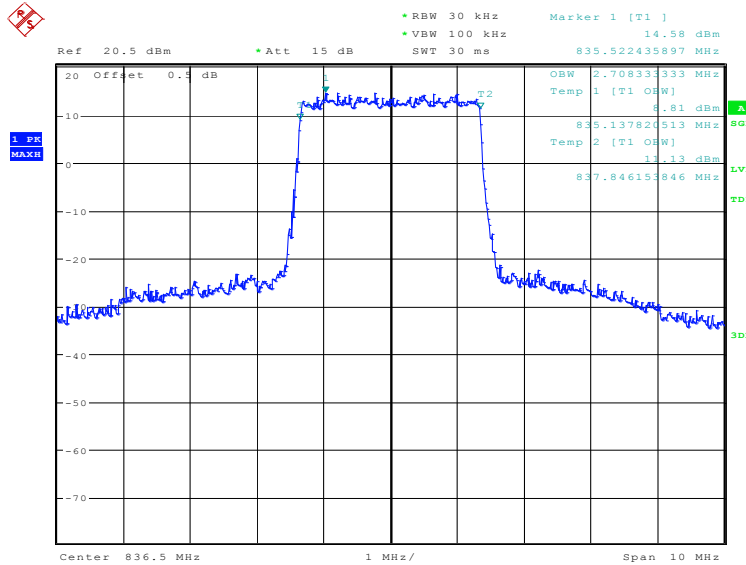
Frequency (MHz)	Occupied Bandwidth (99%) (kHz)		
	QPSK	16QAM	64QAM
836.5	2692.31	2708.33	2692.31

### LTE band 5, 3MHz Bandwidth, QPSK (99% BW)



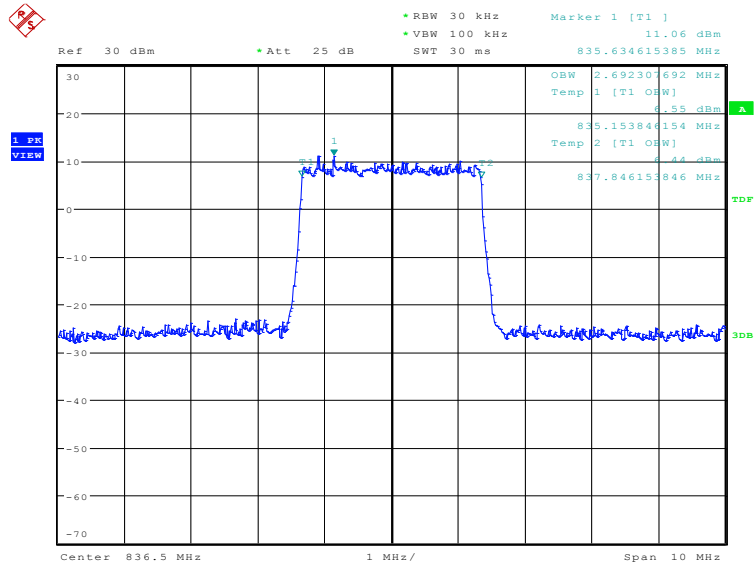
Date: 27.MAY.2020 17:23:10

### LTE band 5, 3MHz Bandwidth, 16QAM (99% BW)



Date: 27.MAY.2020 17:23:48

LTE band 5, 3MHz Bandwidth, 64QAM (99% BW)

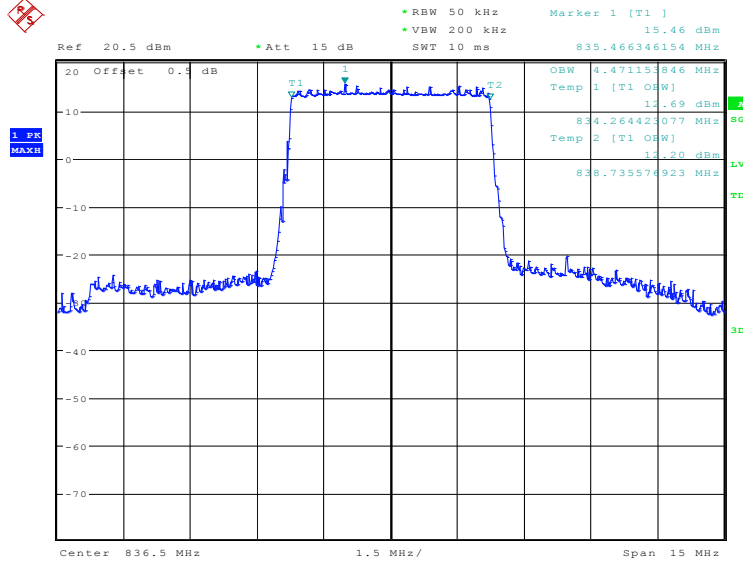


Date: 1.JUN.2020 09:34:40

### LTE band 5, 5MHz (99%)

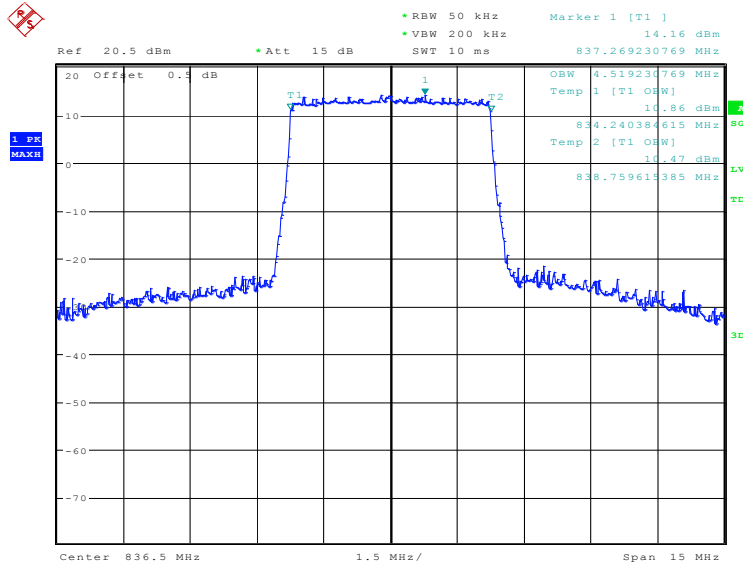
Frequency (MHz)	Occupied Bandwidth (99%) (kHz)		
	QPSK	16QAM	64QAM
836.5	4471.15	4519.23	4495.19

### LTE band 5, 5MHz Bandwidth, QPSK (99% BW)



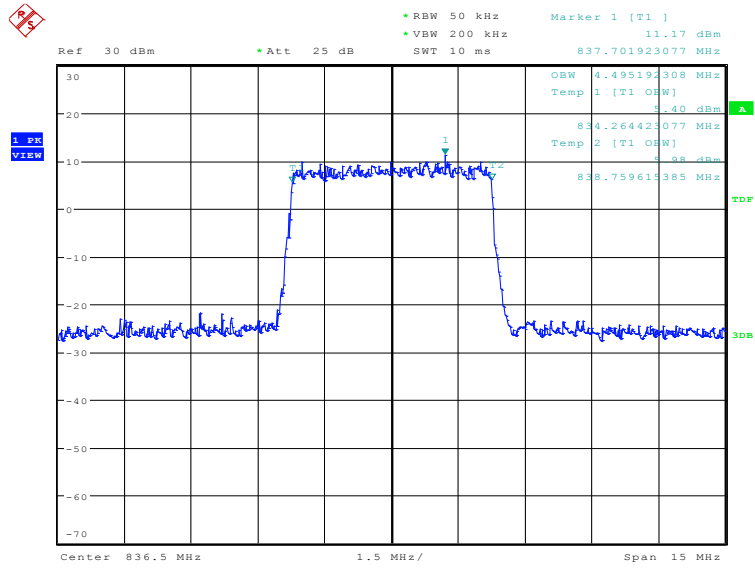
Date: 27.MAY.2020 17:24:28

### LTE band 5, 5MHz Bandwidth, 16QAM (99% BW)



Date: 27.MAY.2020 17:25:07

LTE band 5, 5MHz Bandwidth, 64QAM (99% BW)



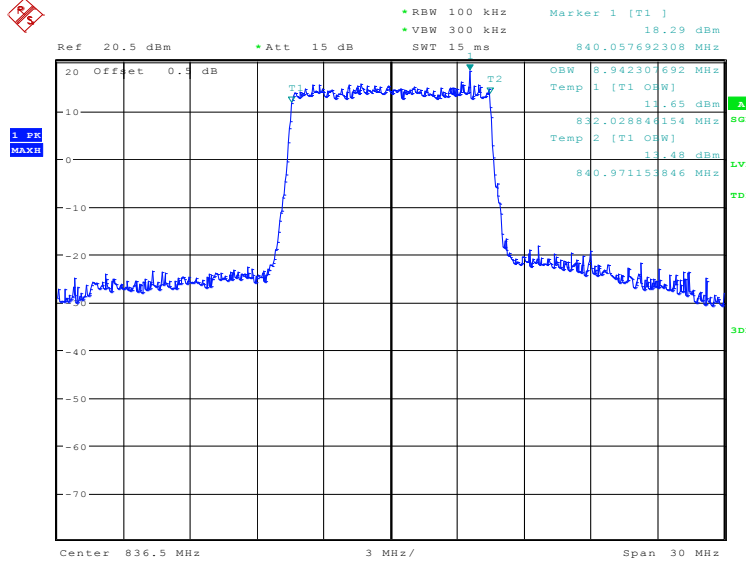
Date: 1.JUN.2020 09:35:42



### LTE band 5, 10MHz (99%)

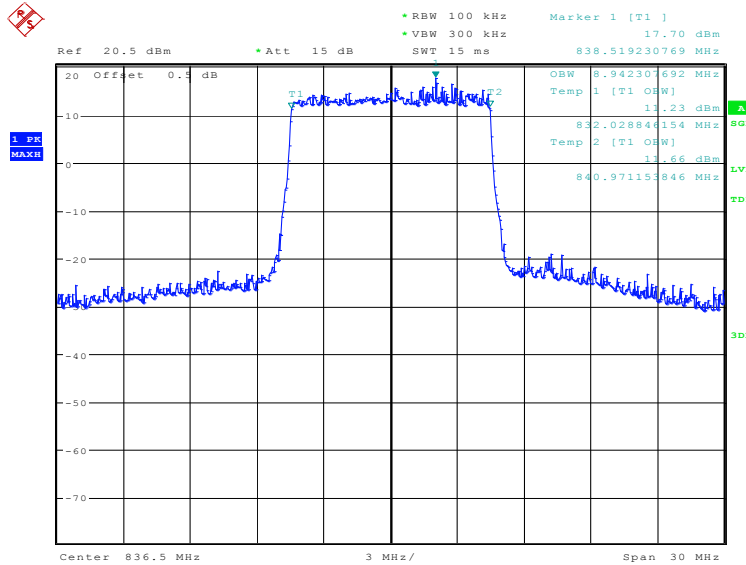
Frequency (MHz)	Occupied Bandwidth (99%) (kHz)		
	QPSK	16QAM	64QAM
836.5	8942.31	8942.31	8990.38

### LTE band 5, 10MHz Bandwidth, QPSK (99% BW)



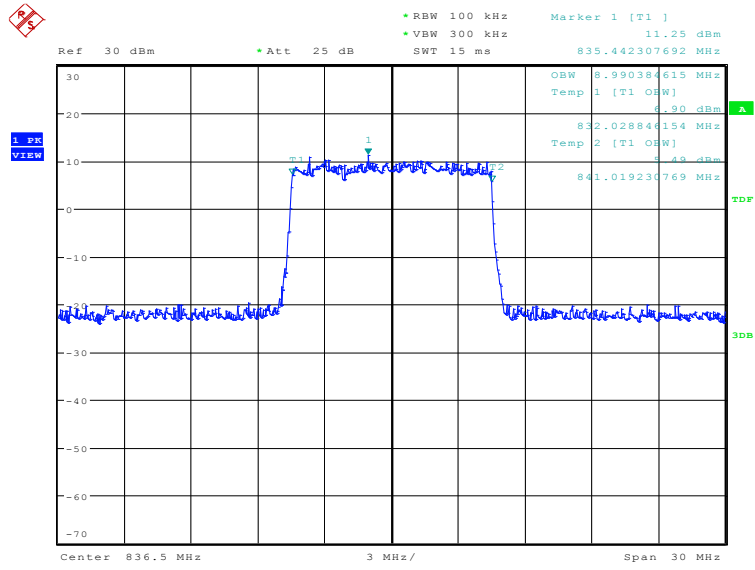
Date: 27.MAY.2020 17:25:47

### LTE band 5, 10MHz Bandwidth, 16QAM (99% BW)



Date: 27.MAY.2020 17:26:25

LTE band 5, 10MHz Bandwidth, 64QAM (99% BW)

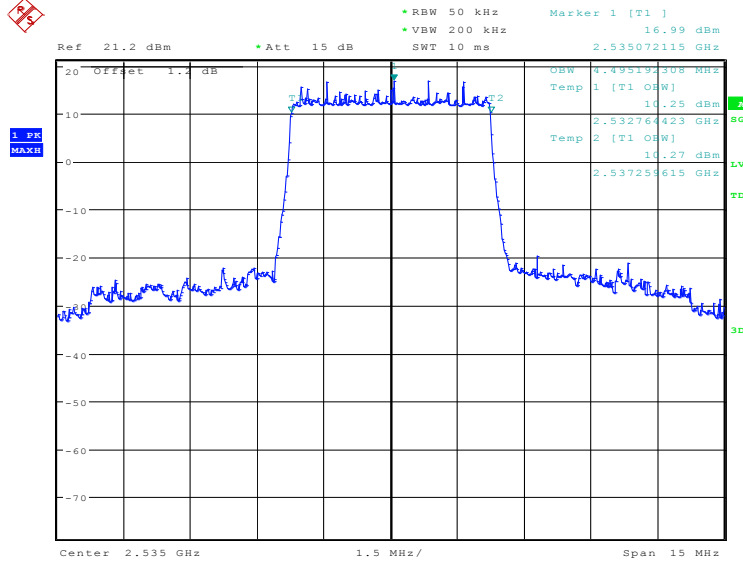


Date: 1.JUN.2020 09:36:47

### LTE band 7, 5MHz (99%)

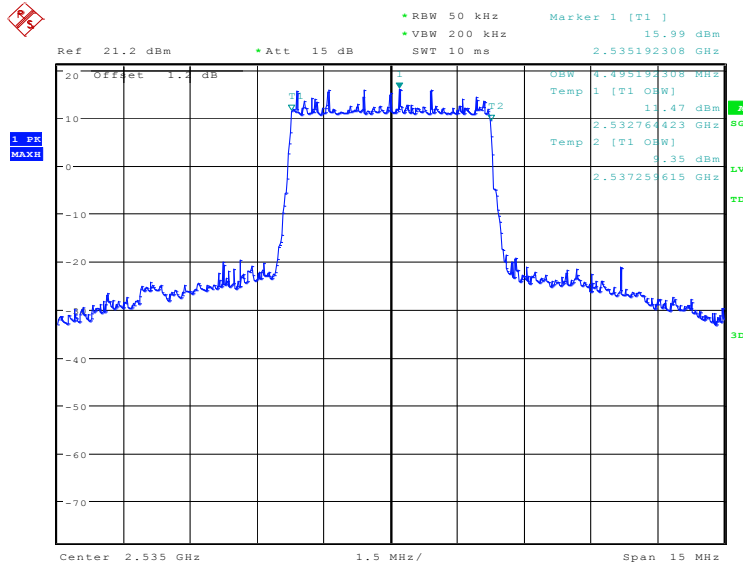
Frequency (MHz)	Occupied Bandwidth (99%) (kHz)		
	QPSK	16QAM	64QAM
2535.0	4495.19	4495.19	4519.23

### LTE band 7, 5MHz Bandwidth, QPSK (99% BW)



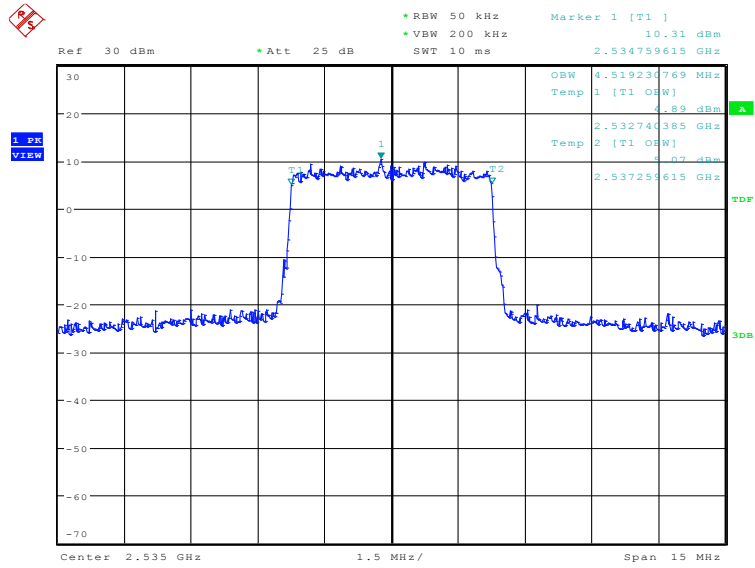
Date: 28.MAY.2020 07:57:41

### LTE band 7, 5MHz Bandwidth, 16QAM (99% BW)



Date: 28.MAY.2020 07:58:20

LTE band 7, 5MHz Bandwidth,64QAM (99% BW)

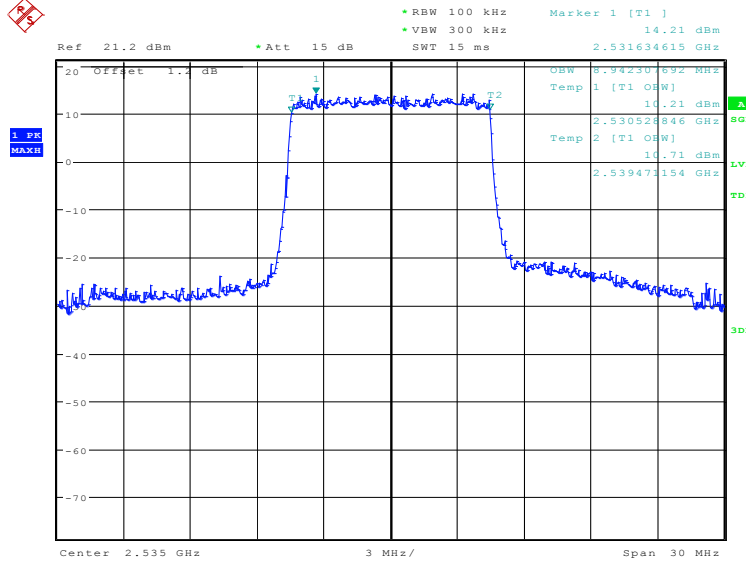


Date: 1.JUN.2020 09:08:12

### LTE band 7, 10MHz (99%)

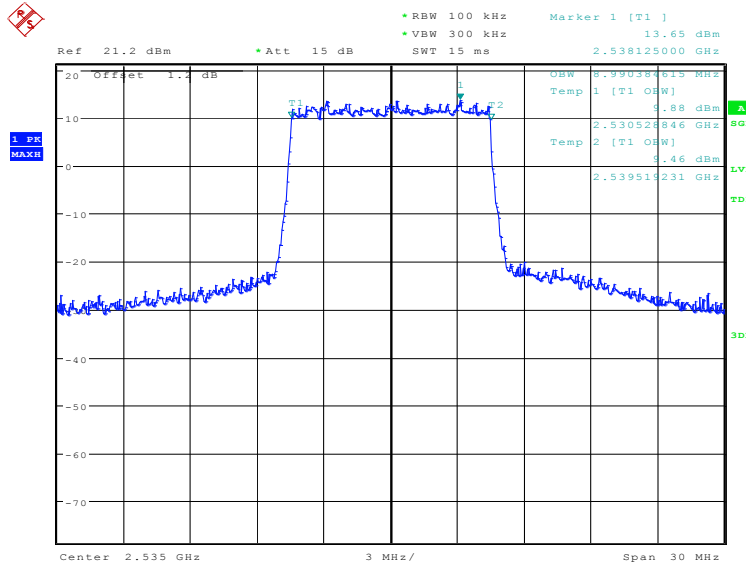
Frequency (MHz)	Occupied Bandwidth (99%) (kHz)		
	QPSK	16QAM	64QAM
2535.0	8942.31	8990.38	8990.38

### LTE band 7, 10MHz Bandwidth, QPSK (99% BW)



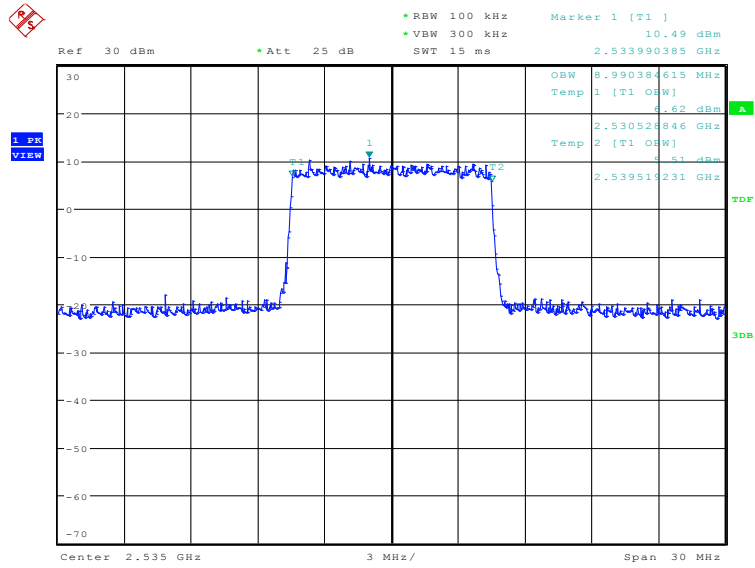
Date: 28.MAY.2020 07:59:00

### LTE band 7, 10MHz Bandwidth, 16QAM (99% BW)



Date: 28.MAY.2020 07:59:38

LTE band 7, 10MHz Bandwidth, 64QAM (99% BW)

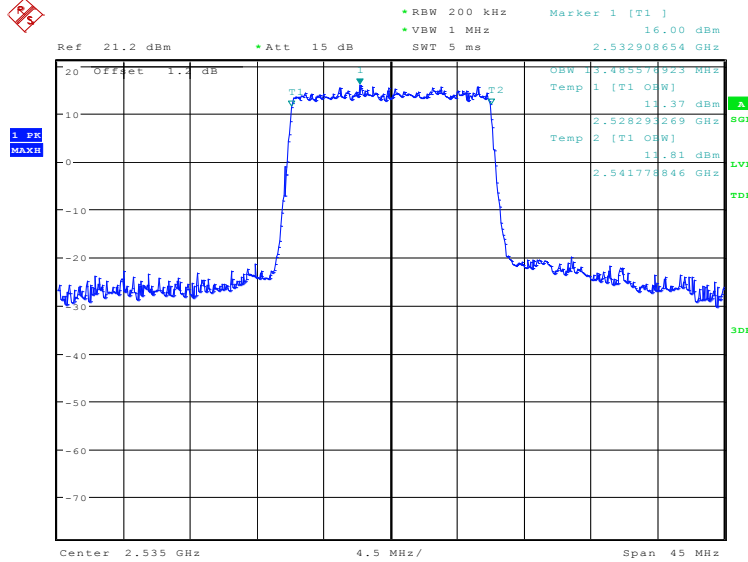


Date: 1.JUN.2020 09:09:37

**LTE band 7, 15MHz (99%)**

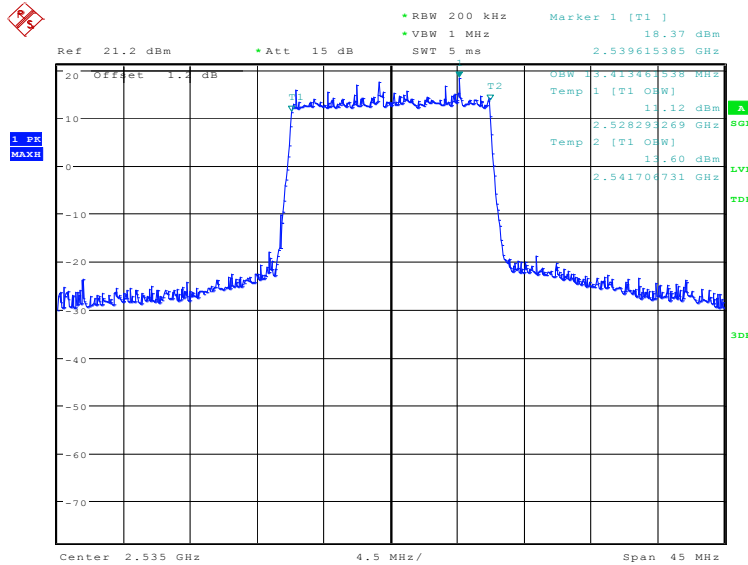
Frequency (MHz)	Occupied Bandwidth (99%) (kHz)		
	QPSK	16QAM	64QAM
2535.0	13485.58	13413.46	13485.58

**LTE band 7, 15MHz Bandwidth, QPSK (99% BW)**



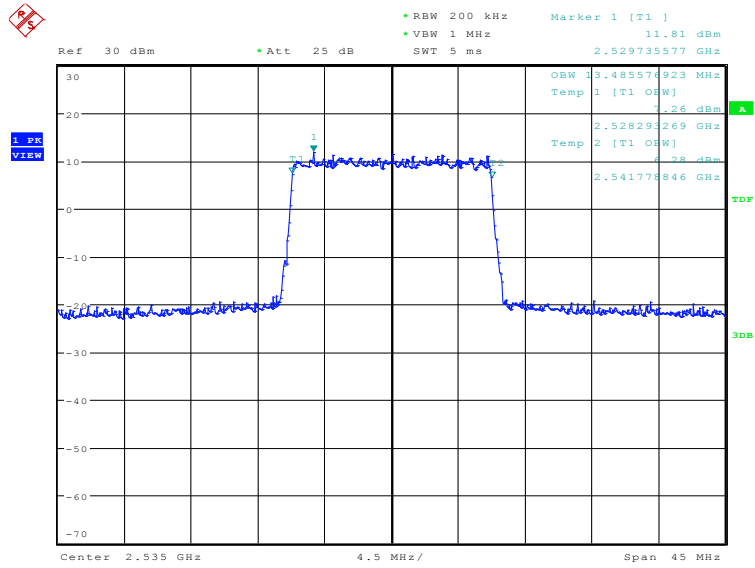
Date: 28.MAY.2020 08:00:18

**LTE band 7, 15MHz Bandwidth, 16QAM (99% BW)**



Date: 28.MAY.2020 08:00:56

LTE band 7, 15MHz Bandwidth, 64QAM (99% BW)



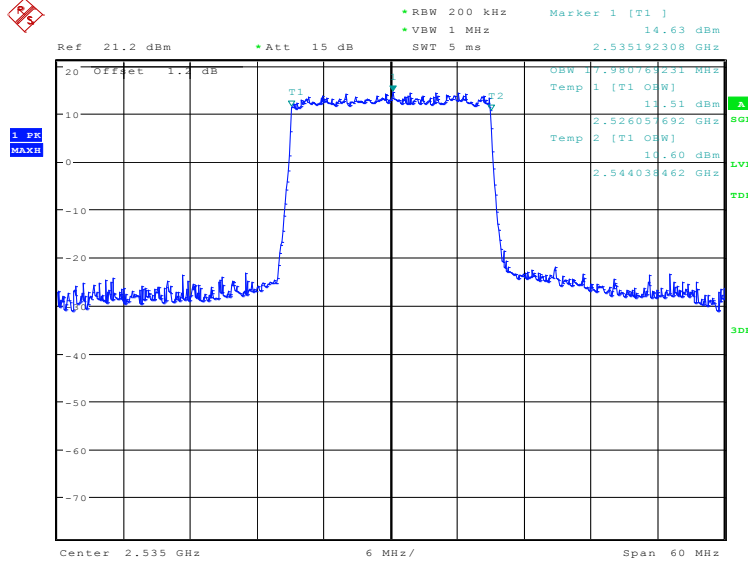
Date: 1.JUN.2020 09:15:23



### LTE band 7, 20MHz (99%)

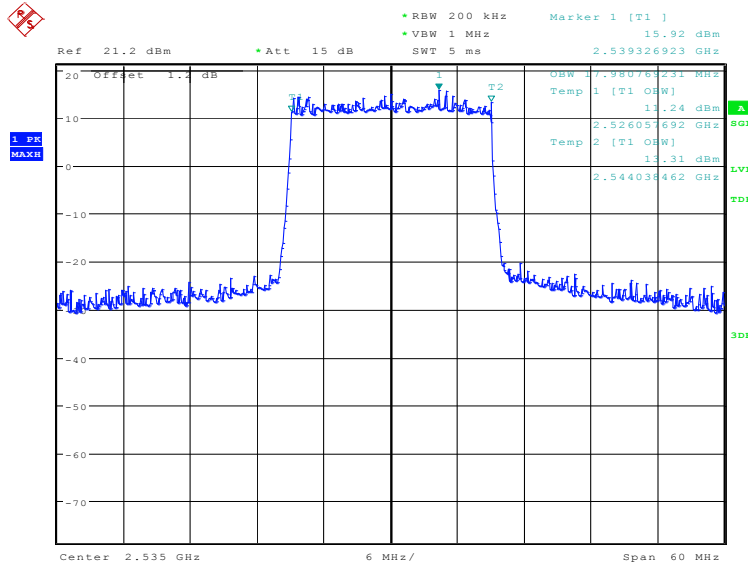
Frequency (MHz)	Occupied Bandwidth (99%) (kHz)		
	QPSK	16QAM	64QAM
2535.0	17980.77	17980.77	17980.77

### LTE band 7, 20MHz Bandwidth, QPSK (99% BW)



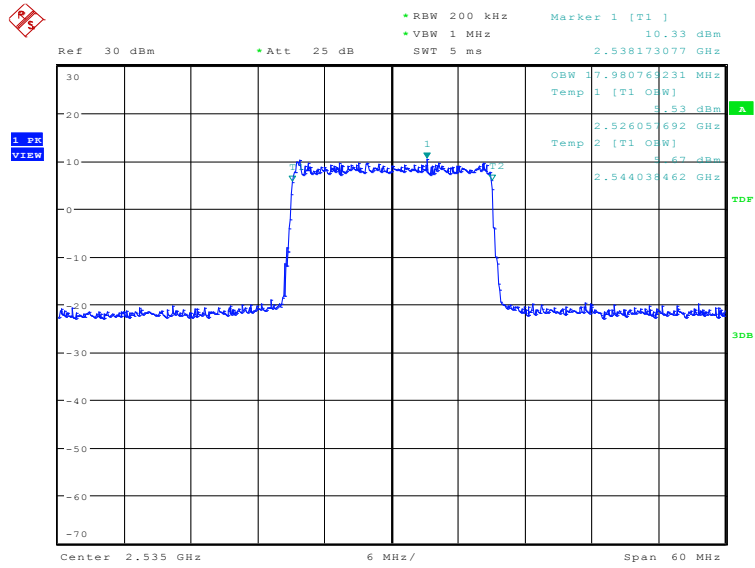
Date: 28.MAY.2020 08:01:36

### LTE band 7, 20MHz Bandwidth, 16QAM (99% BW)



Date: 28.MAY.2020 08:02:15

LTE band 7, 20MHz Bandwidth, 64QAM (99% BW)

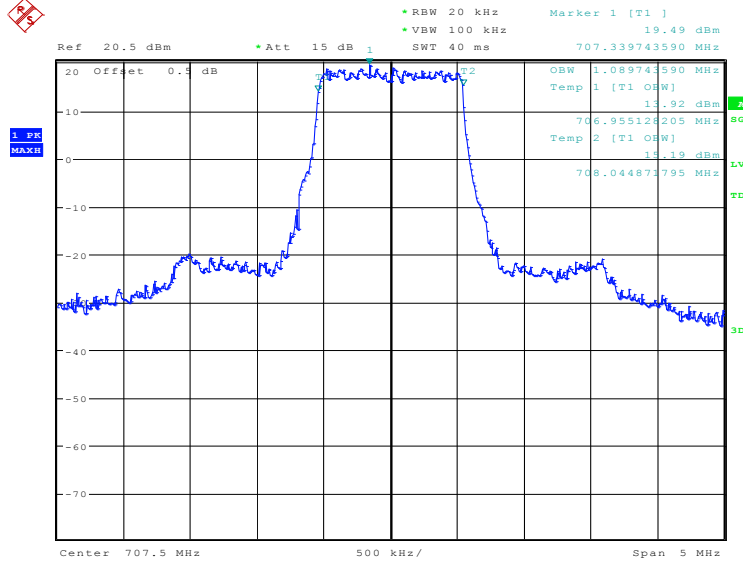


Date: 1.JUN.2020 09:12:07

### LTE band 12, 1.4MHz (99%)

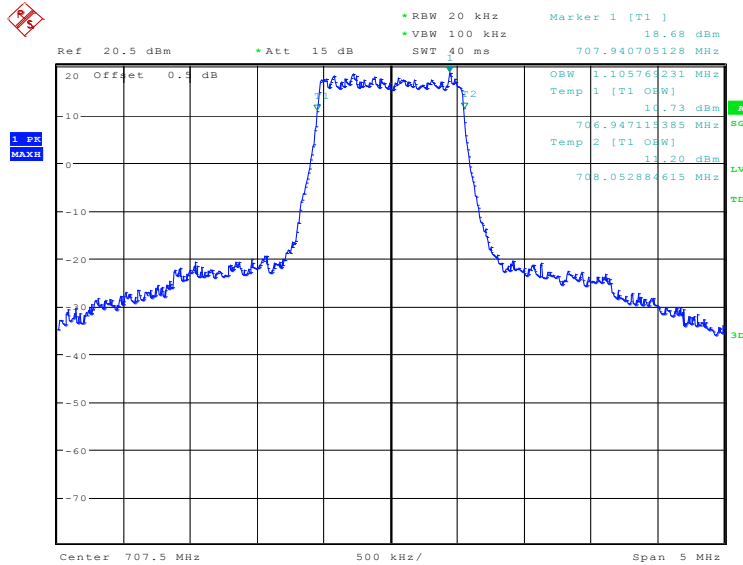
Frequency (MHz)	Occupied Bandwidth (99%) (kHz)		
	QPSK	16QAM	64QAM
707.5	1089.74	1105.77	1089.74

### LTE band 12, 1.4MHz Bandwidth, QPSK (99% BW)



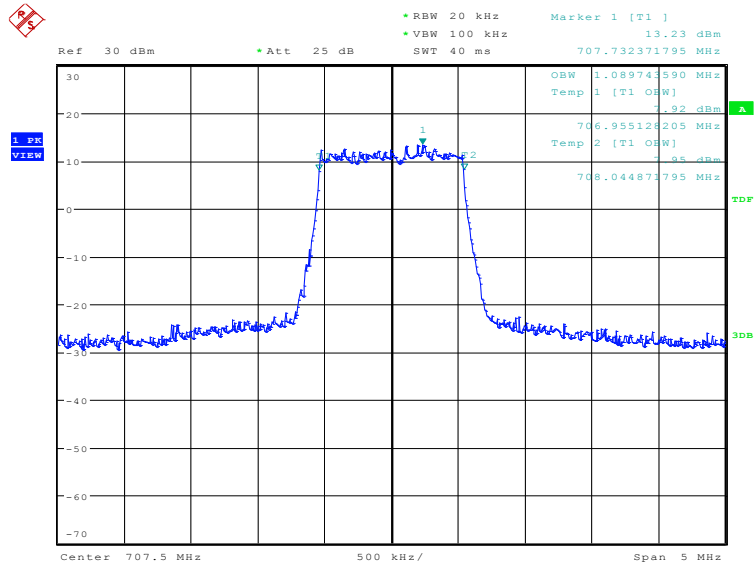
Date: 27.MAY.2020 17:27:11

### LTE band 12, 1.4MHz Bandwidth, 16QAM (99% BW)



Date: 27.MAY.2020 17:27:50

### LTE band 12, 1.4MHz Bandwidth, 64QAM (99% BW)

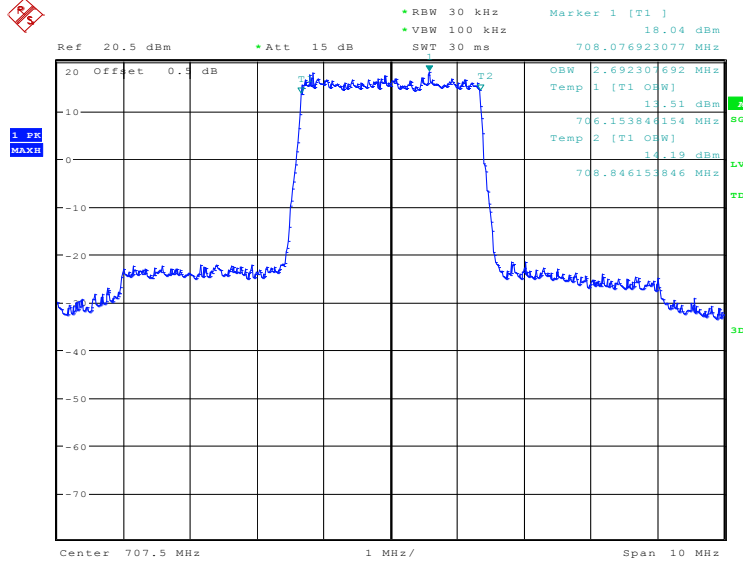


Date: 1.JUN.2020 09:38:35

**LTE band 12, 3MHz (99%)**

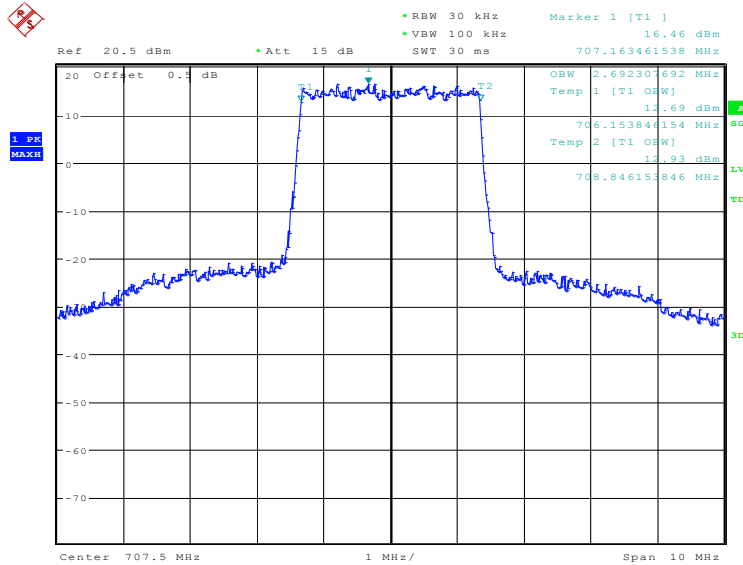
Frequency (MHz)	Occupied Bandwidth (99%) (kHz)		
	QPSK	16QAM	64QAM
707.5	2692.31	2692.31	2692.31

**LTE band 12, 3MHz Bandwidth, QPSK (99% BW)**



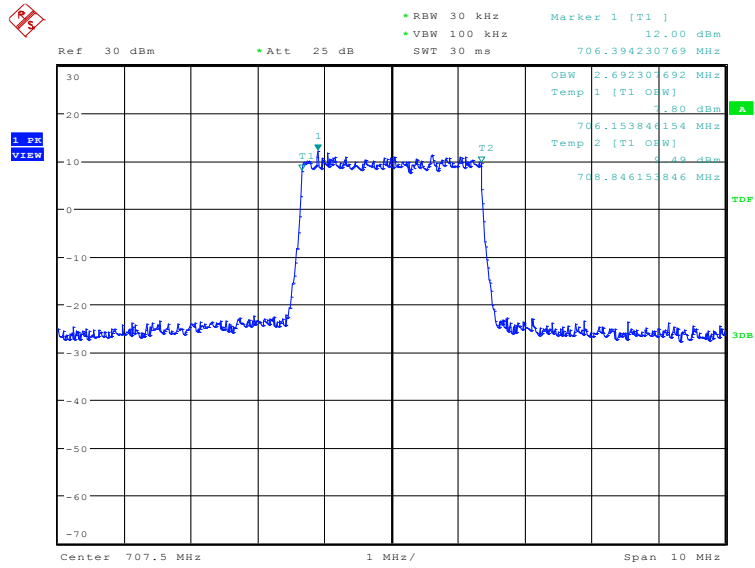
Date: 27.MAY.2020 17:28:30

**LTE band 12, 3MHz Bandwidth, 16QAM (99% BW)**



Date: 27.MAY.2020 17:29:08

### LTE band 12, 3MHz Bandwidth, 64QAM (99% BW)

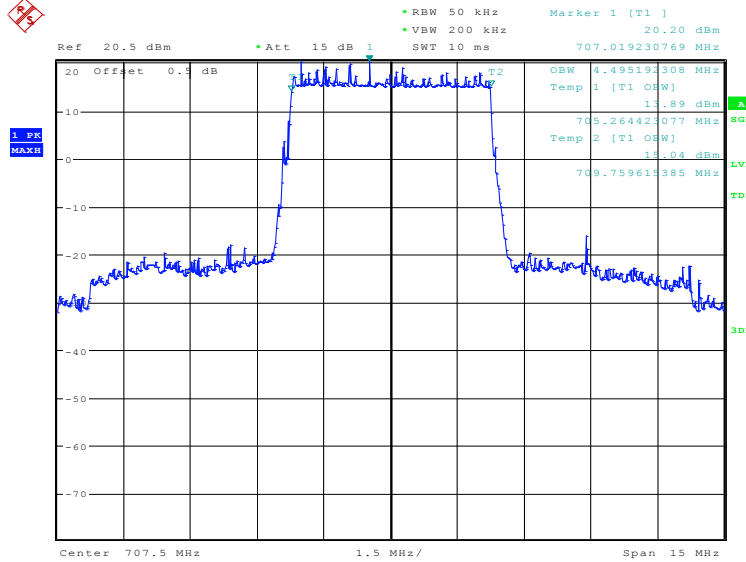


Date: 1.JUN.2020 09:39:49

### LTE band 12, 5MHz (99%)

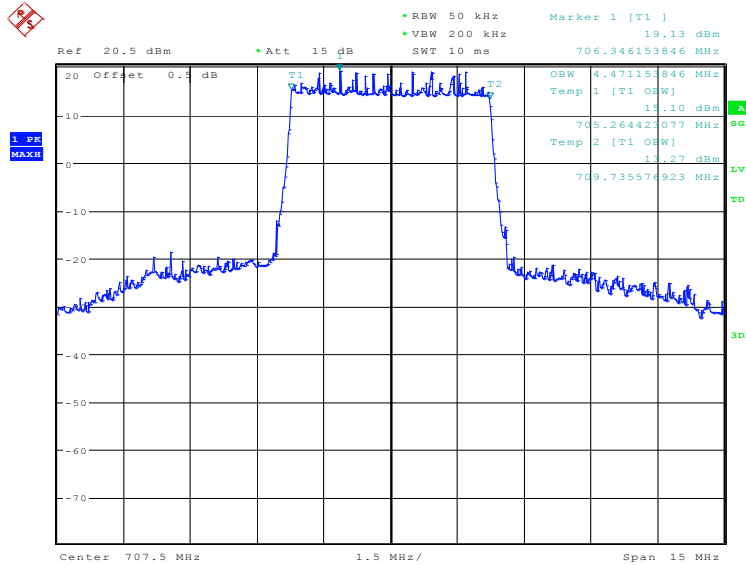
Frequency (MHz)	Occupied Bandwidth (99%) (kHz)		
	QPSK	16QAM	64QAM
707.5	4495.19	4471.15	4495.19

### LTE band 12, 5MHz Bandwidth, QPSK (99% BW)



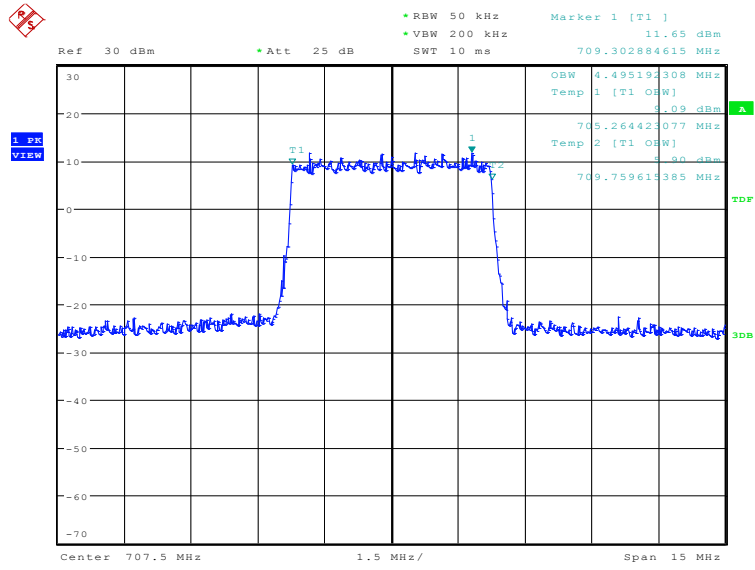
Date: 27.MAY.2020 17:29:48

### LTE band 12, 5MHz Bandwidth, 16QAM (99% BW)



Date: 27.MAY.2020 17:30:27

LTE band 12, 5MHz Bandwidth, 64QAM (99% BW)



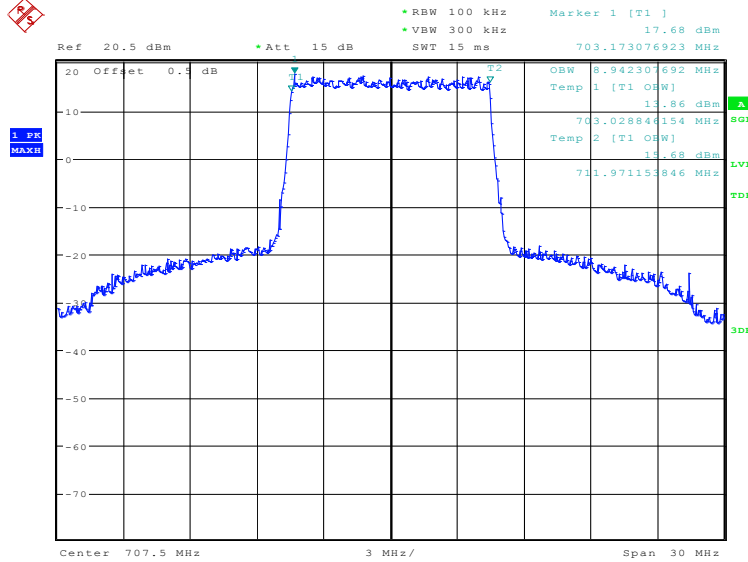
Date: 1.JUN.2020 09:40:58



### LTE band 12, 10MHz (99%)

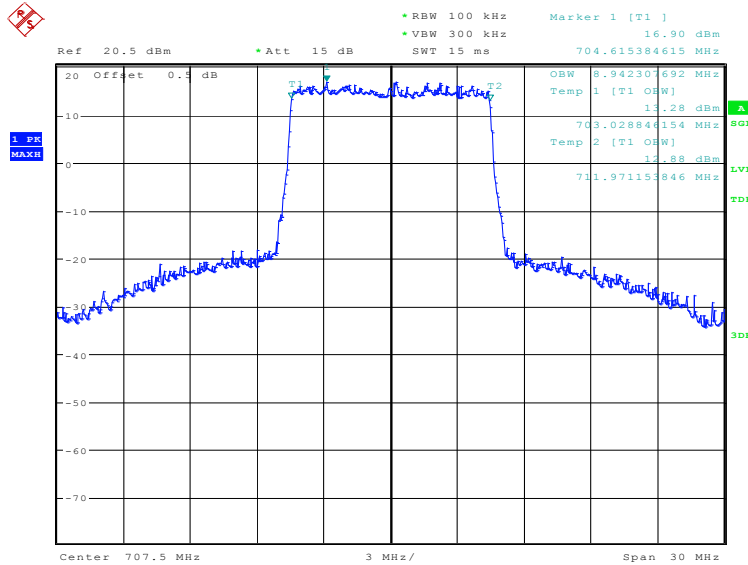
Frequency (MHz)	Occupied Bandwidth (99%) (kHz)		
	QPSK	16QAM	64QAM
707.5	8942.31	8942.31	8942.31

### LTE band 12, 10MHz Bandwidth, QPSK (99% BW)



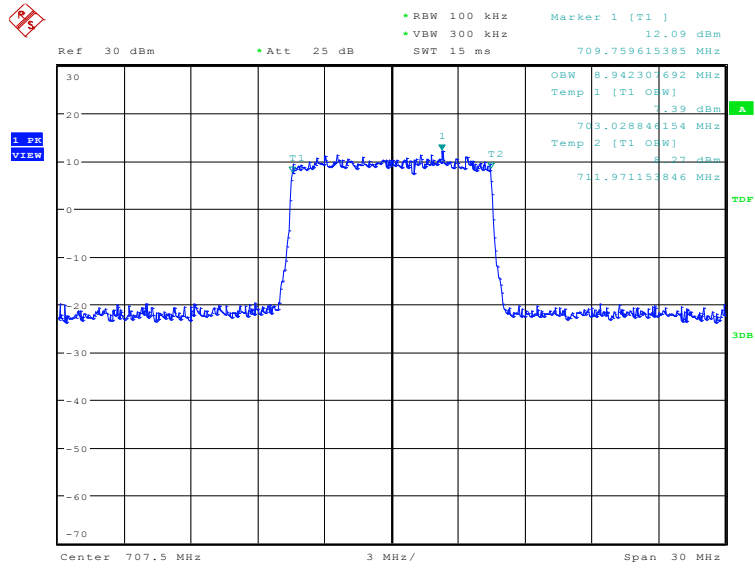
Date: 27.MAY.2020 17:31:07

### LTE band 12, 10MHz Bandwidth, 16QAM (99% BW)



Date: 27.MAY.2020 17:31:45

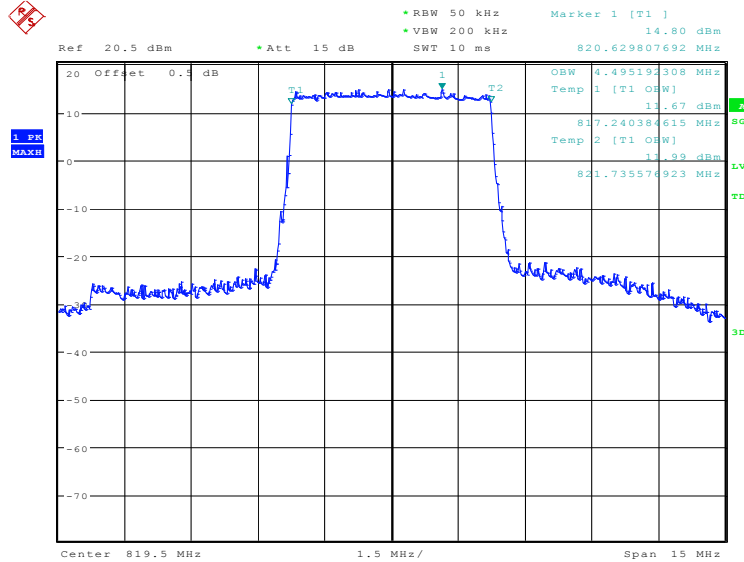
LTE band 12, 10MHz Bandwidth, 64QAM (99% BW)



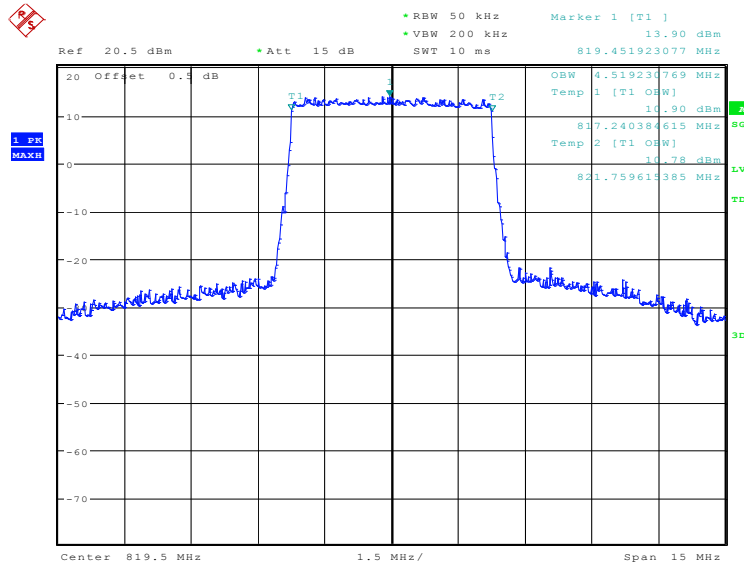
Date: 1.JUN.2020 09:42:00

**LTE band 18(815MHz~824MHz), 5MHz (99%)**

Frequency (MHz)	Occupied Bandwidth (99%)( kHz)		
819.5	QPSK	16QAM	64QAM
	4495.19	4519.23	4495.19

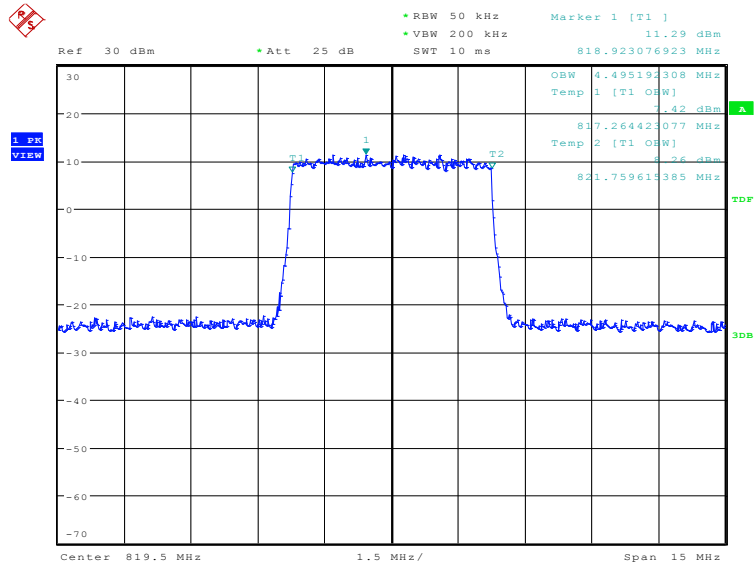
**LTE band 18(815MHz~824MHz), 5MHz Bandwidth, QPSK (99% BW)**


Date: 24.JUN.2020 13:32:34

**LTE band 18(815MHz~824MHz), 5MHz Bandwidth, 16QAM (99% BW)**


Date: 24.JUN.2020 13:34:05

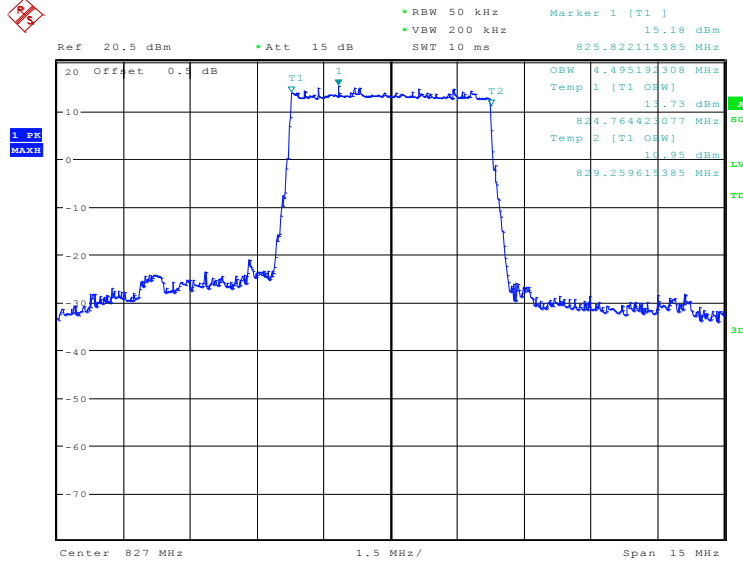
LTE band 18(815MHz~824MHz), 5MHz Bandwidth, 64QAM (99% BW)



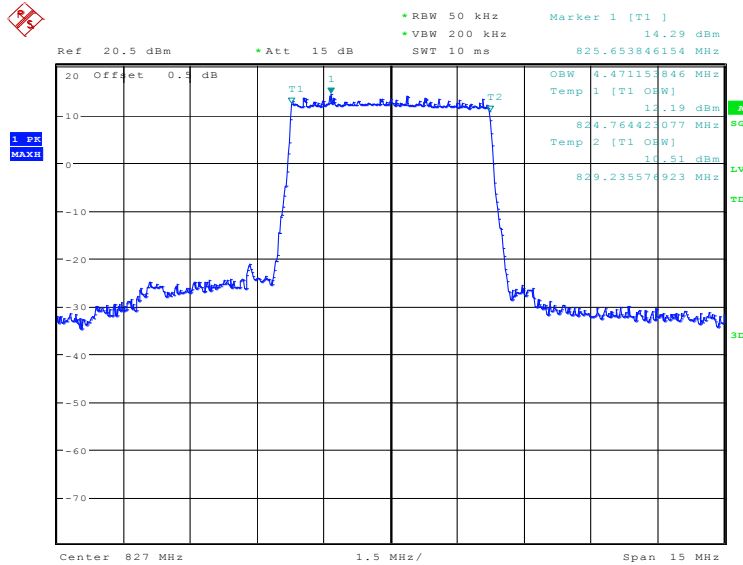
Date: 25.JUN.2020 11:26:27

**LTE band 18(824MHz~830MHz), 5MHz (99%)**

Frequency (MHz)	Occupied Bandwidth (99%) (kHz)		
	QPSK	16QAM	64QAM
827.0	4495.19	4471.15	4471.15

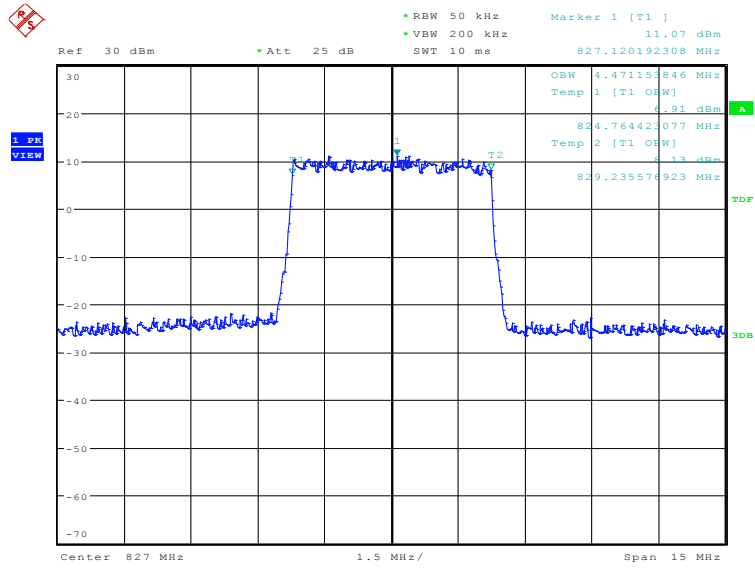
**LTE band 18(824MHz~830MHz), 5MHz Bandwidth, QPSK (99% BW)**


Date: 24.JUN.2020 13:29:06

**LTE band 18(824MHz~830MHz), 5MHz Bandwidth, 16QAM (99% BW)**


Date: 24.JUN.2020 13:30:43

LTE band 18(824MHz~830MHz), 5MHz Bandwidth, 64QAM (99% BW)

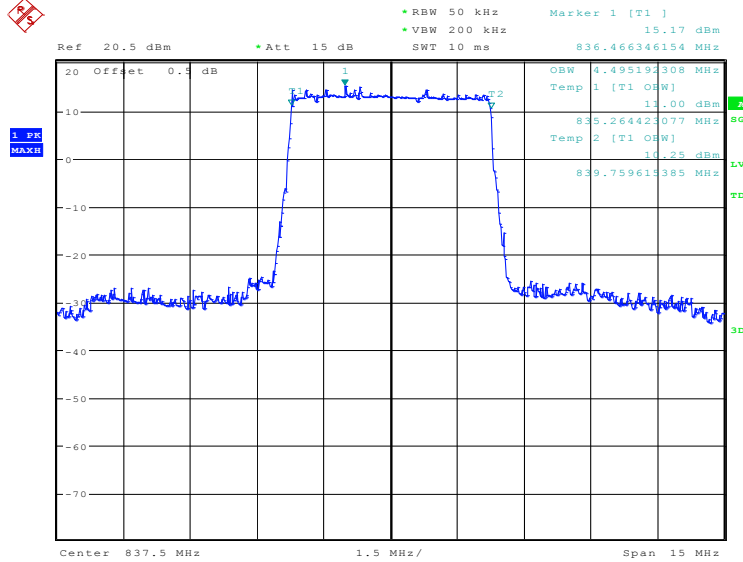


Date: 25.JUN.2020 11:31:09

**LTE band 19, 5MHz (99%)**

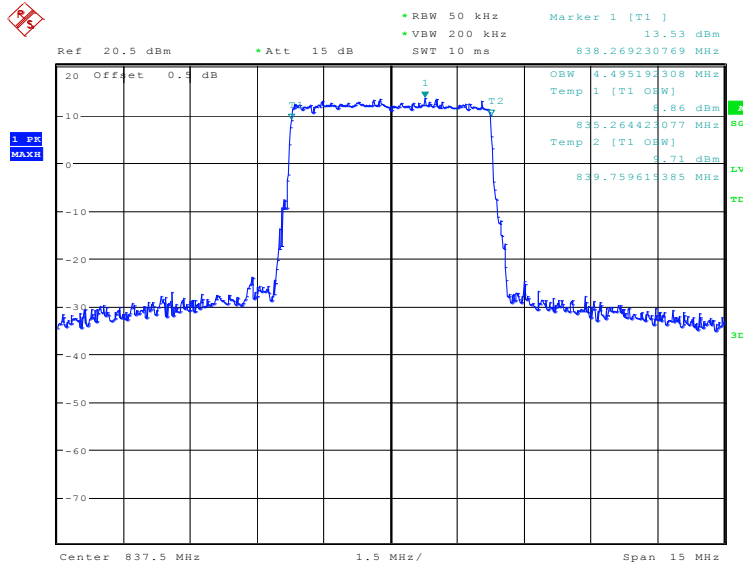
Frequency (MHz)	Occupied Bandwidth (99%) (kHz)		
	QPSK	16QAM	64QAM
837.5	4495.19	4495.19	4495.19

**LTE band 19, 5MHz Bandwidth, QPSK (99% BW)**



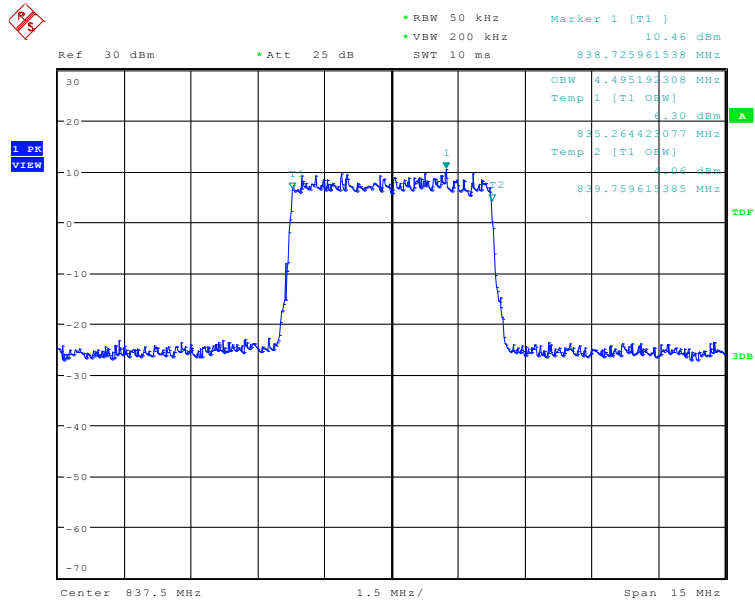
Date: 9.JUL.2020 08:51:51

**LTE band 19, 5MHz Bandwidth, 16QAM (99% BW)**



Date: 9.JUL.2020 08:53:14

**LTE band 19, 5MHz Bandwidth, 64QAM (99% BW)**



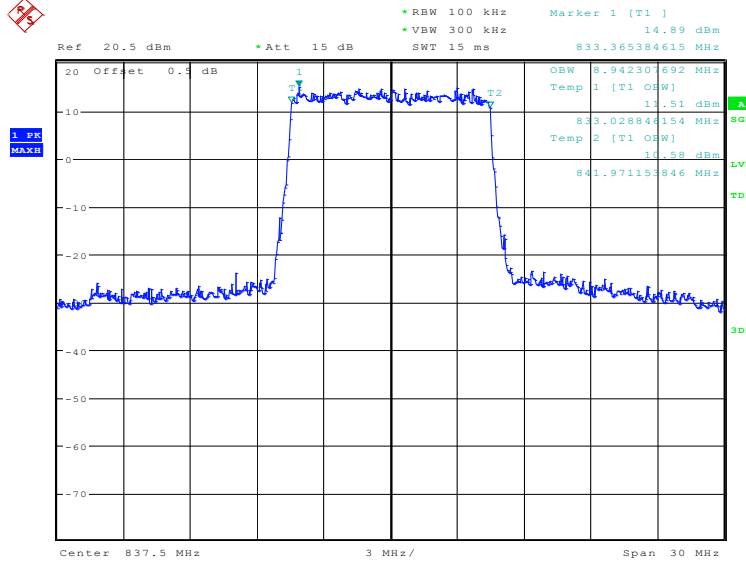
Date: 9.JUL.2020 10:08:10



### LTE band 19, 10MHz (99%)

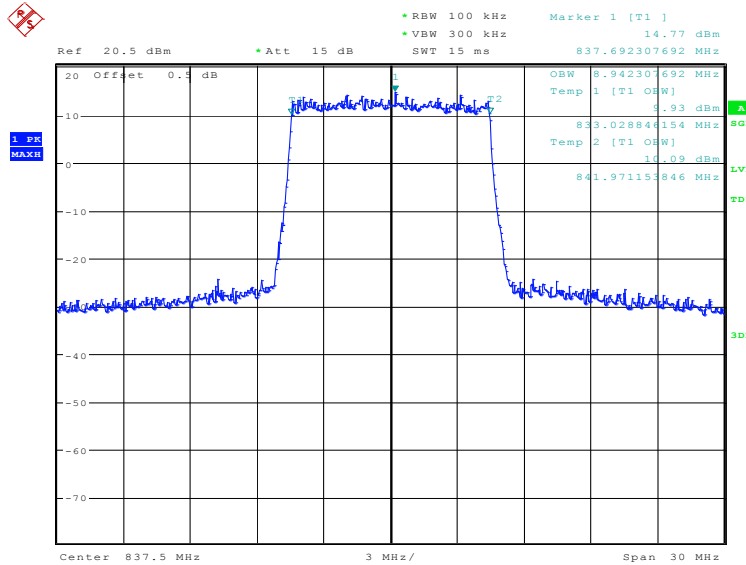
Frequency (MHz)	Occupied Bandwidth (99%) (kHz)		
	QPSK	16QAM	64QAM
837.5	8942.31	8942.31	8990.38

### LTE band 19, 10MHz Bandwidth, QPSK (99% BW)



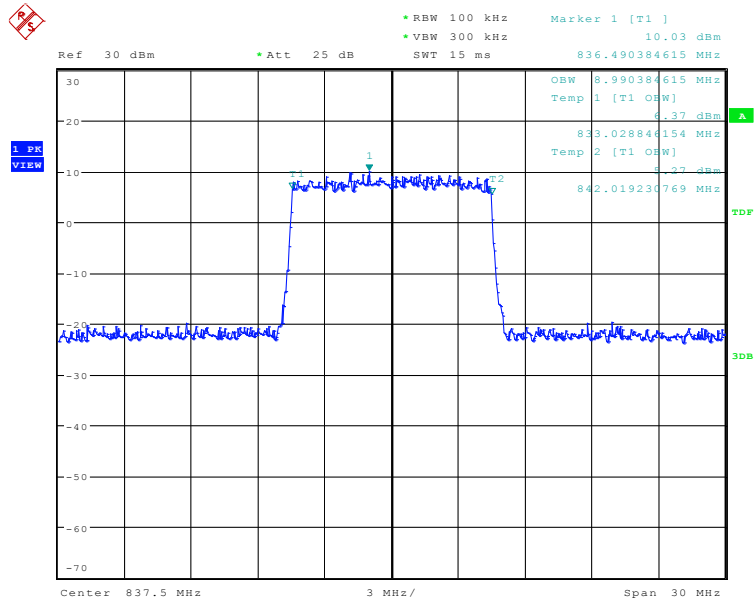
Date: 9.JUL.2020 08:54:51

### LTE band 19, 10MHz Bandwidth, 16QAM (99% BW)



Date: 9.JUL.2020 08:56:25

**LTE band 19, 10MHz Bandwidth, 64QAM (99% BW)**

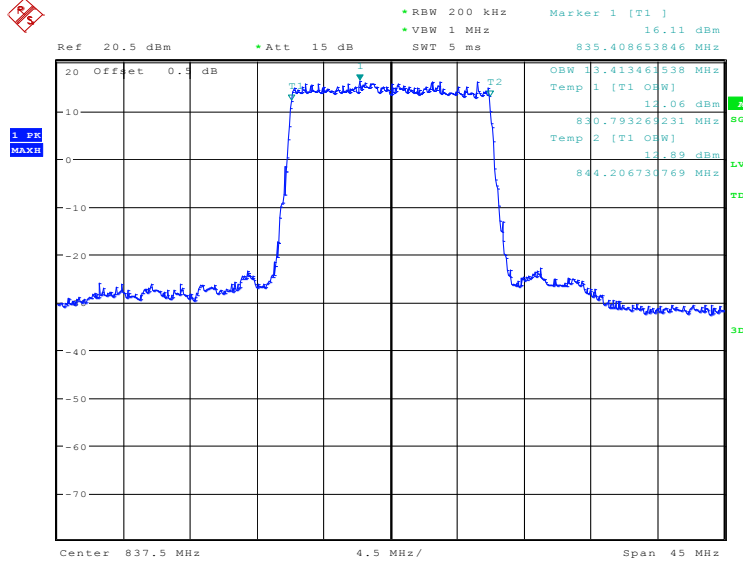


Date: 9.JUL.2020 10:10:26

### LTE band 19, 15MHz (99%)

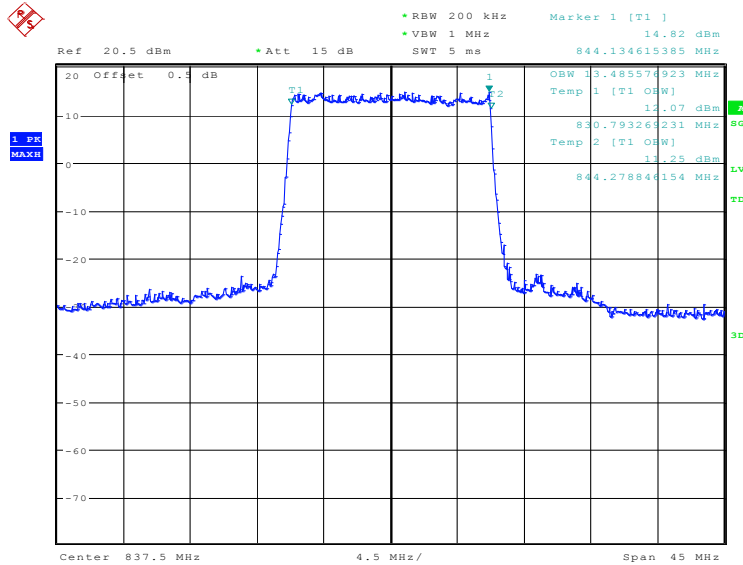
Frequency (MHz)	Occupied Bandwidth (99%) (kHz)		
	QPSK	16QAM	64QAM
837.5	13413.46	13485.58	13485.58

### LTE band 19, 15MHz Bandwidth, QPSK (99% BW)



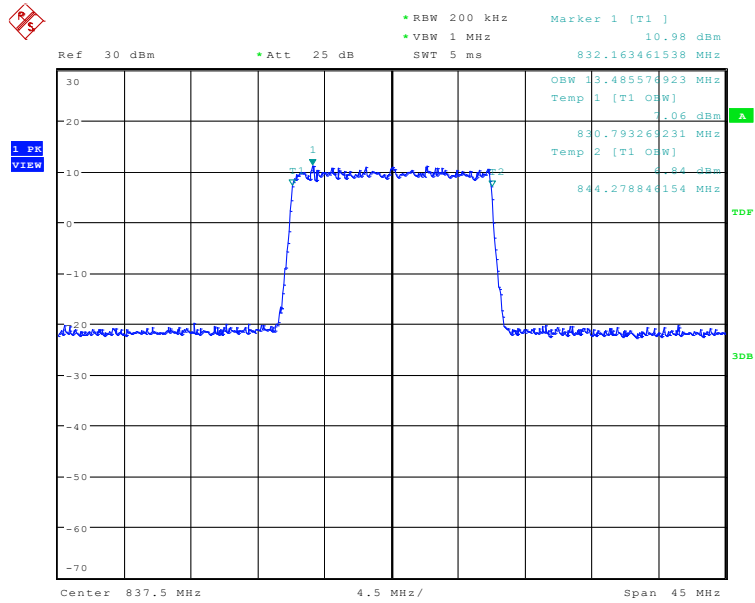
Date: 9.JUL.2020 08:57:58

### LTE band 19, 15MHz Bandwidth, 16QAM (99% BW)



Date: 9.JUL.2020 08:59:48

**LTE band 19, 15MHz Bandwidth, 64QAM (99% BW)**

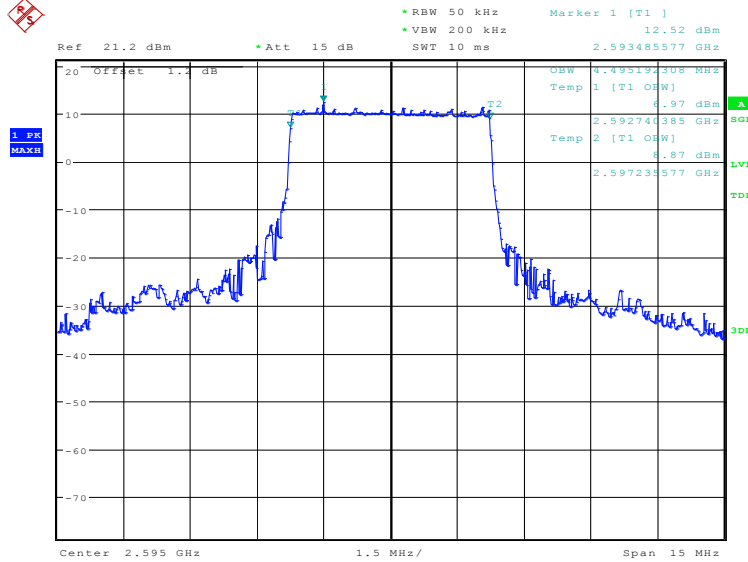


Date: 9.JUL.2020 09:41:34

### LTE band 38, 5MHz (99%)

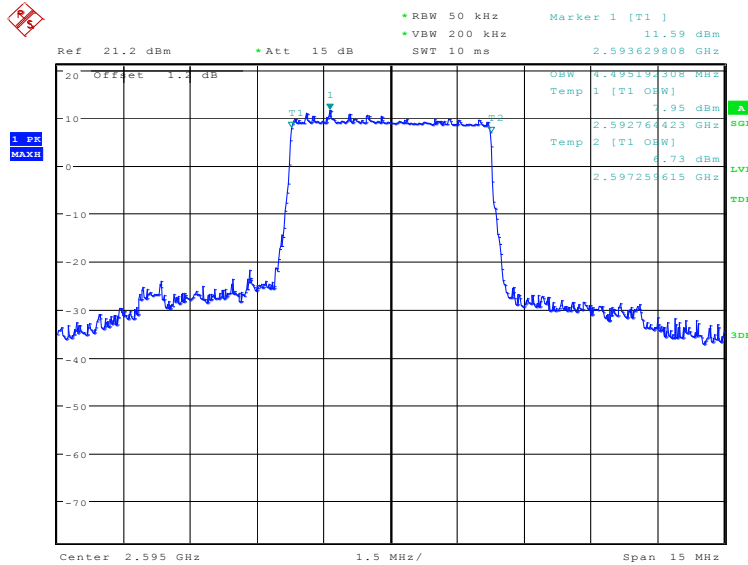
Frequency (MHz)	Occupied Bandwidth (99%) (kHz)		
	QPSK	16QAM	64QAM
2595.0	4495.19	4495.19	4471.15

### LTE band 38, 5MHz Bandwidth, QPSK (99% BW)



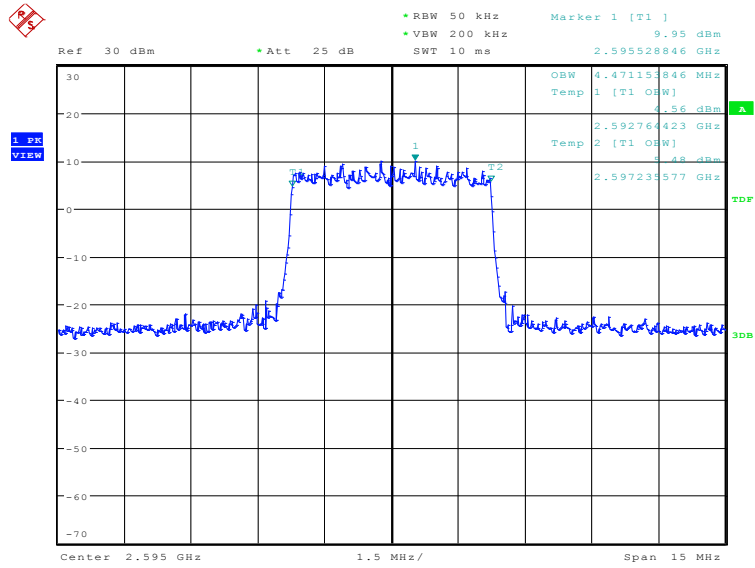
Date: 28.MAY.2020 08:05:59

### LTE band 38, 5MHz Bandwidth, 16QAM (99% BW)



Date: 28.MAY.2020 08:06:38

### LTE band 38, 5MHz Bandwidth, 64QAM (99% BW)

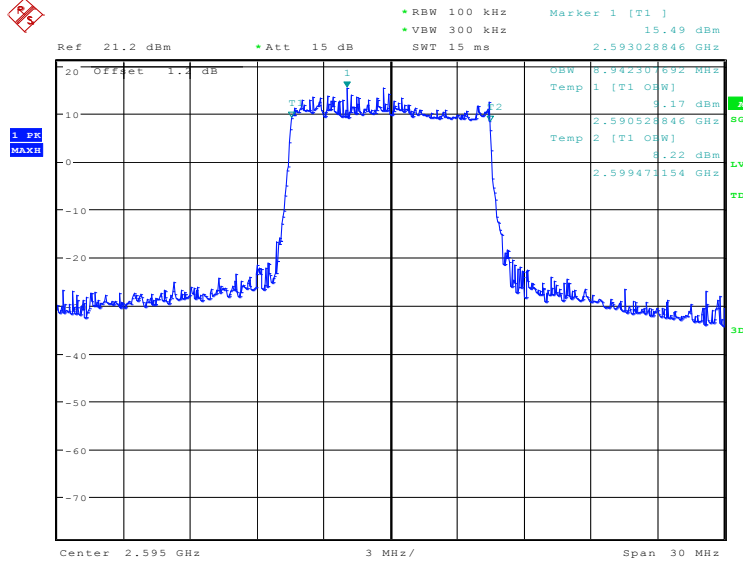


Date: 1.JUN.2020 09:16:26

### LTE band 38, 10MHz (99%)

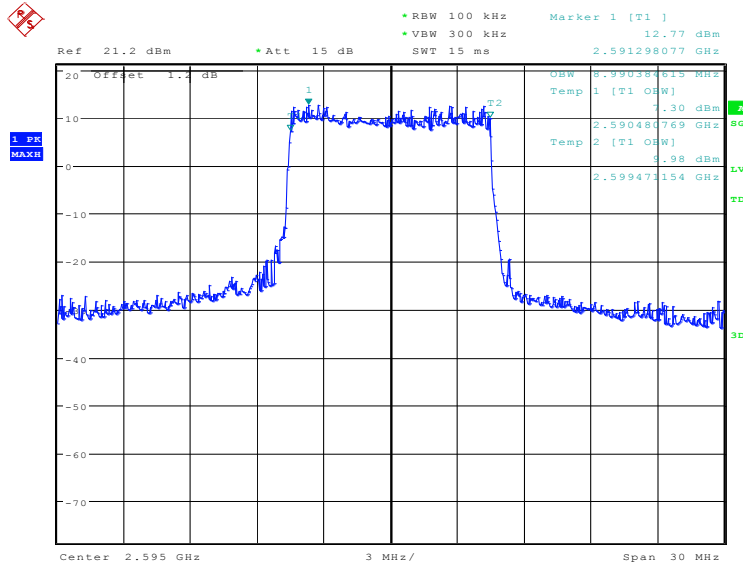
Frequency (MHz)	Occupied Bandwidth (99%) (kHz)		
	QPSK	16QAM	64QAM
2595.0	8942.31	8990.38	8990.38

### LTE band 38, 10MHz Bandwidth, QPSK (99% BW)



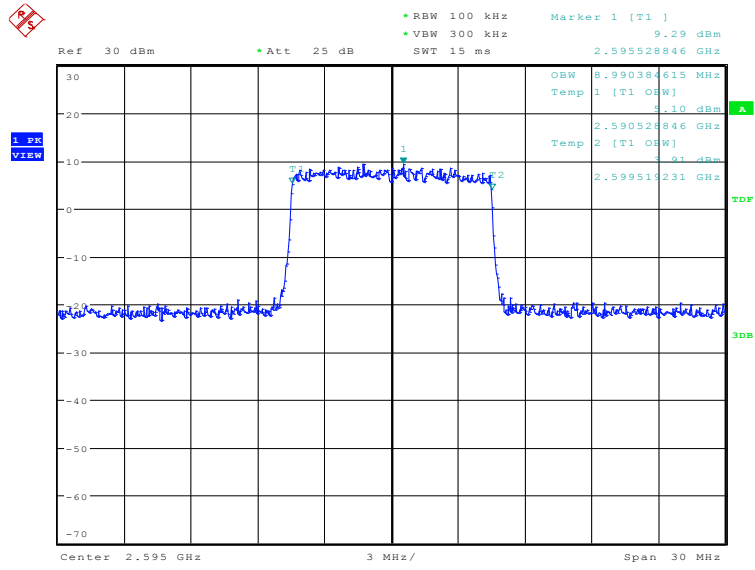
Date: 28.MAY.2020 08:07:18

### LTE band 38, 10MHz Bandwidth, 16QAM (99% BW)



Date: 28.MAY.2020 08:07:56

LTE band 38, 10MHz Bandwidth, 64QAM (99% BW)



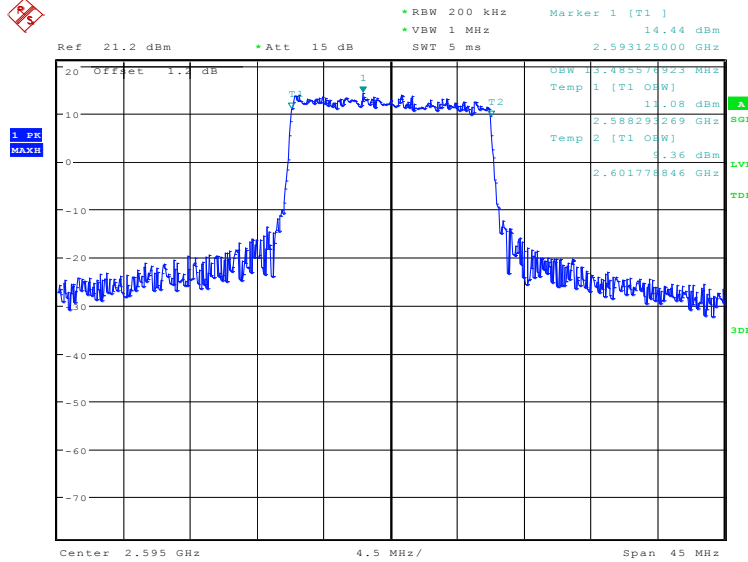
Date: 1.JUN.2020 09:18:43



### LTE band 38,15MHz (99%)

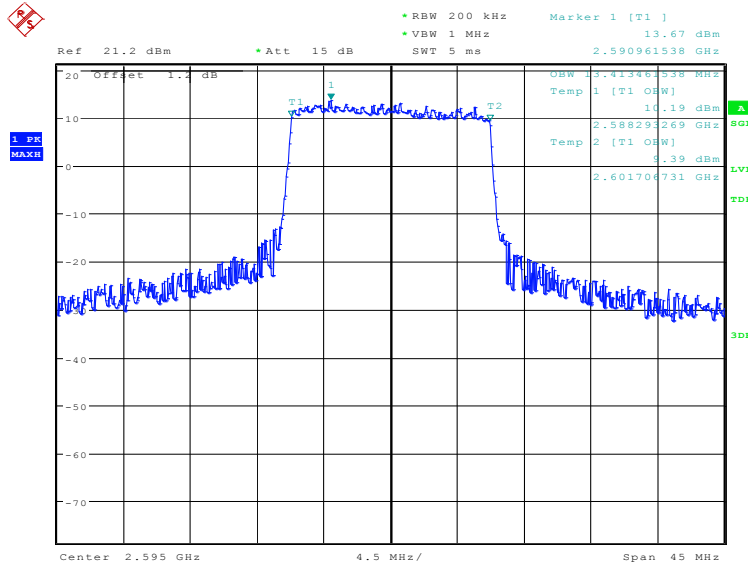
Frequency (MHz)	Occupied Bandwidth (99%) (kHz)		
	QPSK	16QAM	64QAM
2595.0	13485.58	13413.46	13485.58

### LTE band 38,15MHz Bandwidth, QPSK (99% BW)



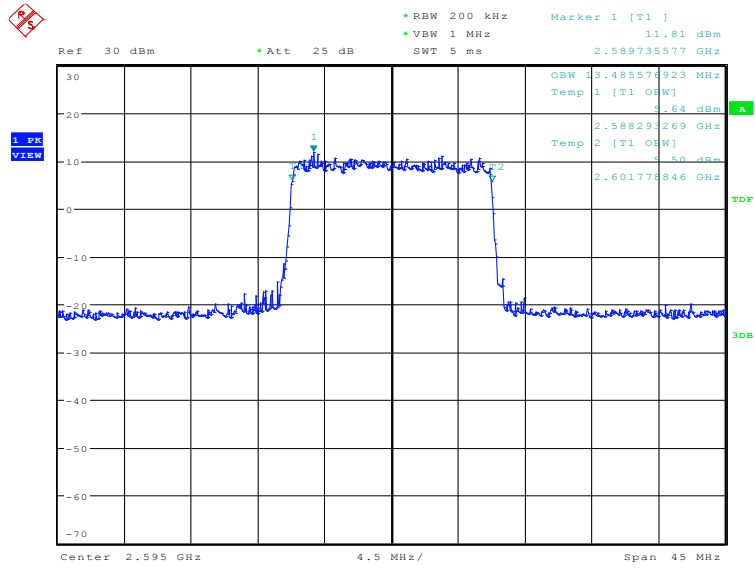
Date: 28.MAY.2020 08:08:37

### LTE band 38, 15MHz Bandwidth,16QAM (99% BW)



Date: 28.MAY.2020 08:09:15

LTE band 38, 15MHz Bandwidth, 64QAM (99% BW)

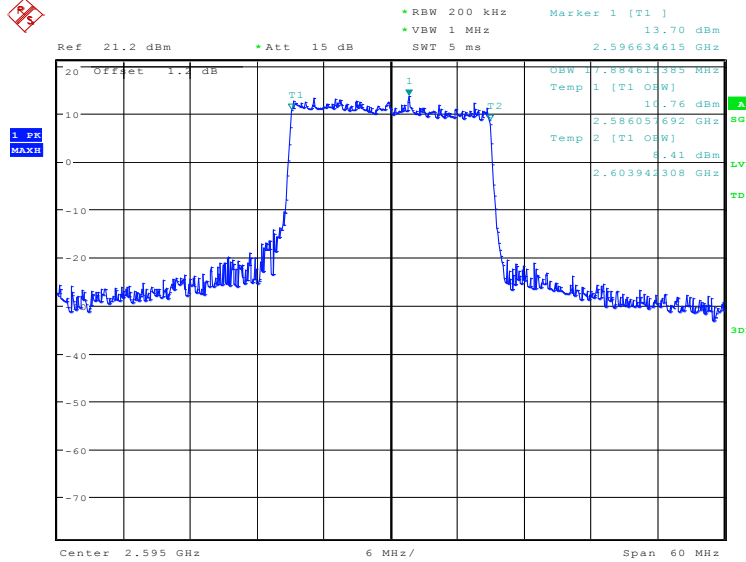


Date: 1.JUN.2020 09:19:52

### LTE band 38, 20MHz (99%)

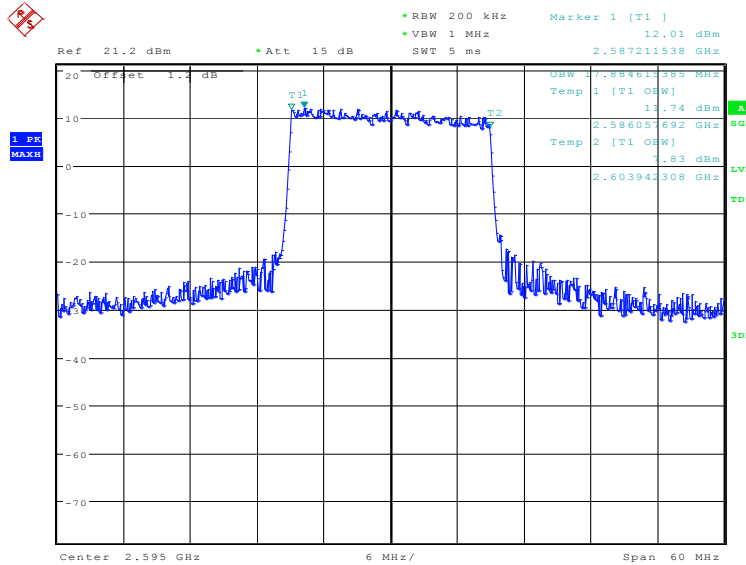
Frequency (MHz)	Occupied Bandwidth (99%) (kHz)		
	QPSK	16QAM	64QAM
2595.0	17884.62	17884.62	17980.77

### LTE band 38, 20MHz Bandwidth, QPSK (99% BW)



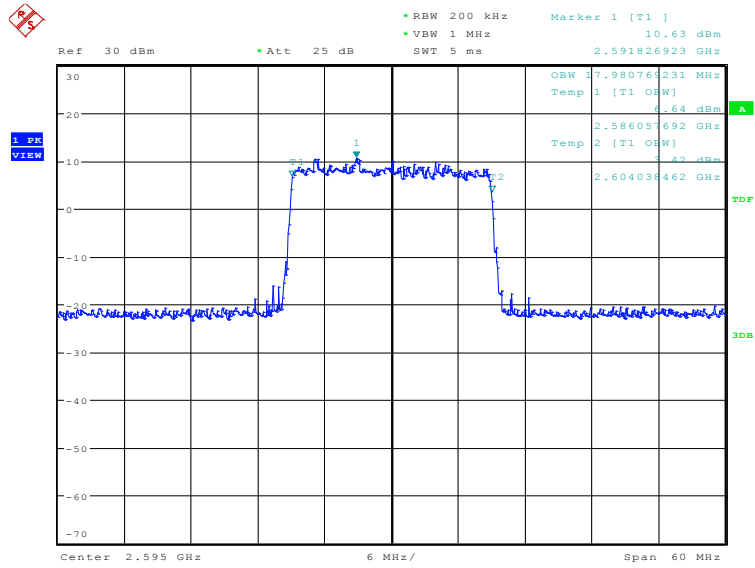
Date: 28.MAY.2020 08:09:55

### LTE band 38, 20MHz Bandwidth, 16QAM (99% BW)



Date: 28.MAY.2020 08:10:34

LTE band 38, 20MHz Bandwidth, 64QAM (99% BW)

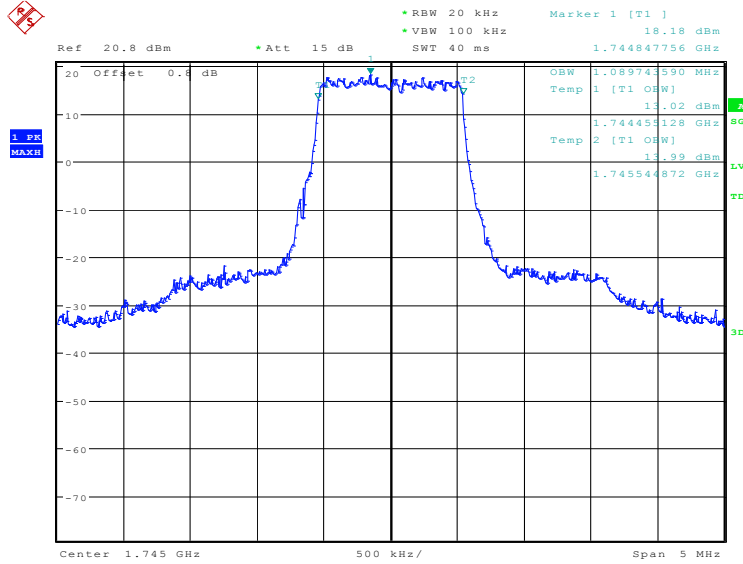


Date: 1.JUN.2020 09:20:57

### LTE band 66, 1.4MHz (99%)

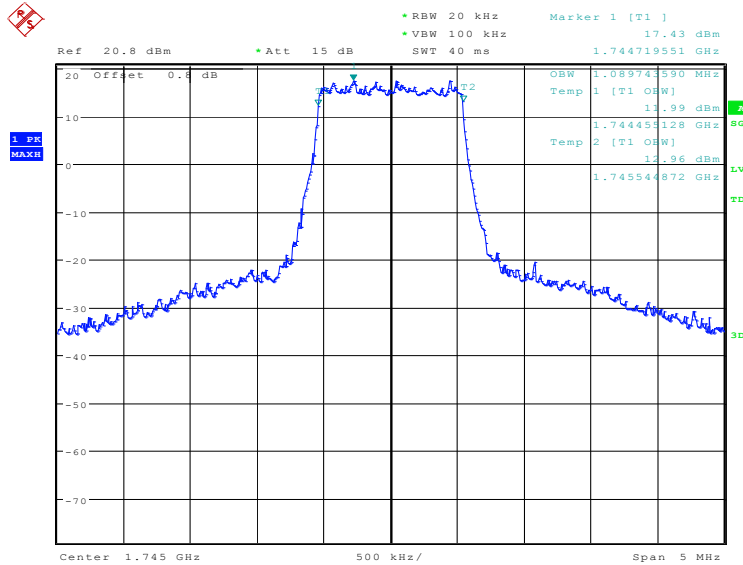
Frequency (MHz)	Occupied Bandwidth (99%) (kHz)		
	QPSK	16QAM	64QAM
1745.0	1089.74	1089.74	1089.74

### LTE band 66, 1.4MHz Bandwidth, QPSK (99% BW)



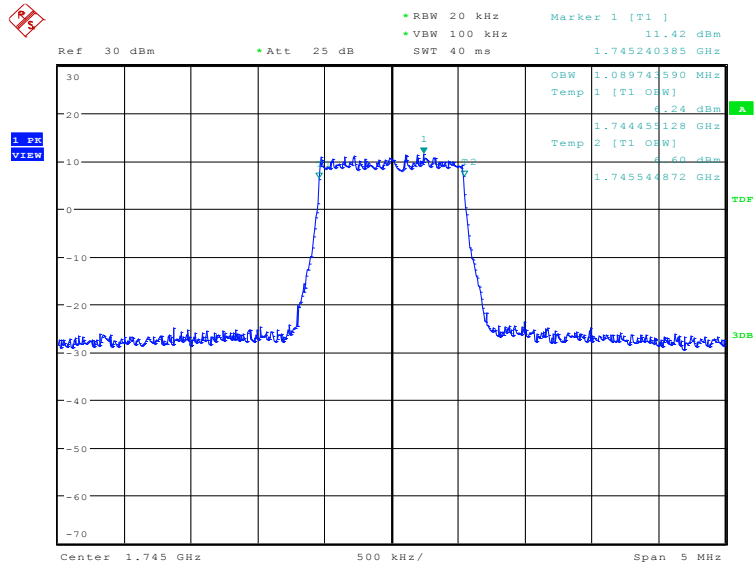
Date: 27.MAY.2020 17:32:29

### LTE band 66, 1.4MHz Bandwidth, 16QAM (99% BW)



Date: 27.MAY.2020 17:33:07

### LTE band 66, 1.4MHz Bandwidth, 64QAM (99% BW)

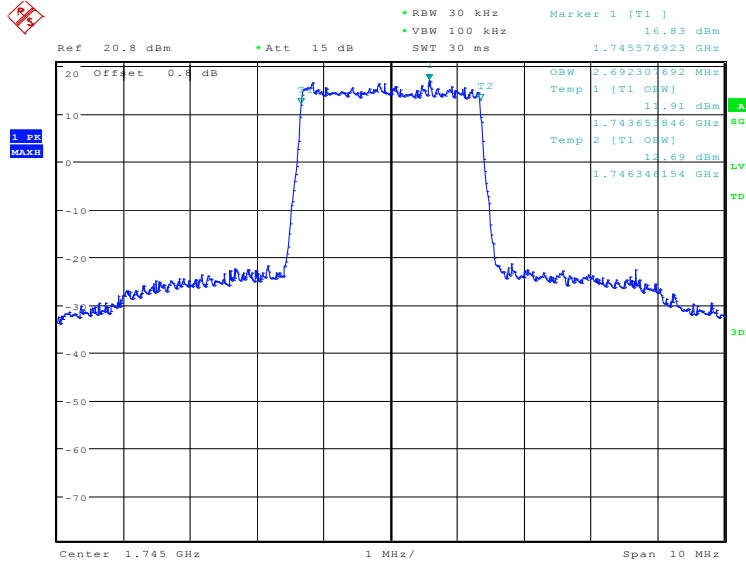


Date: 1.JUN.2020 09:44:59

### LTE band 66, 3MHz (99%)

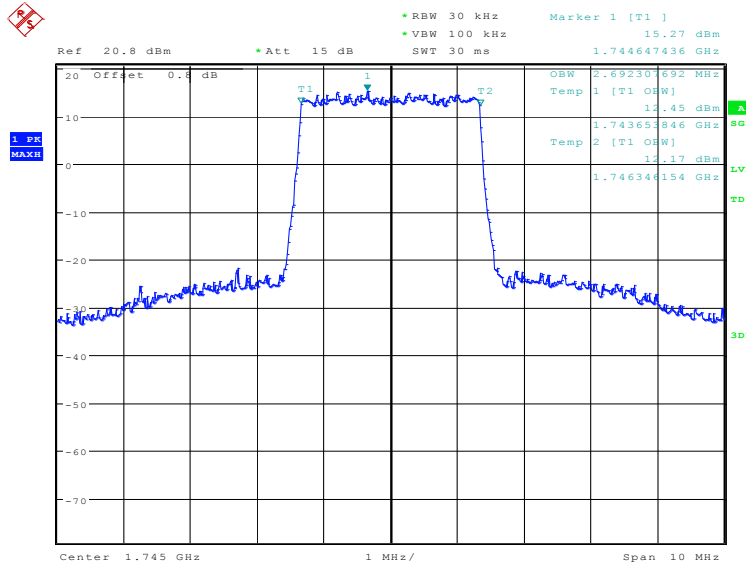
Frequency (MHz)	Occupied Bandwidth (99%) (kHz)		
	QPSK	16QAM	64QAM
1745.0	2692.31	2692.31	2692.31

### LTE band 66, 3MHz Bandwidth, QPSK (99% BW)



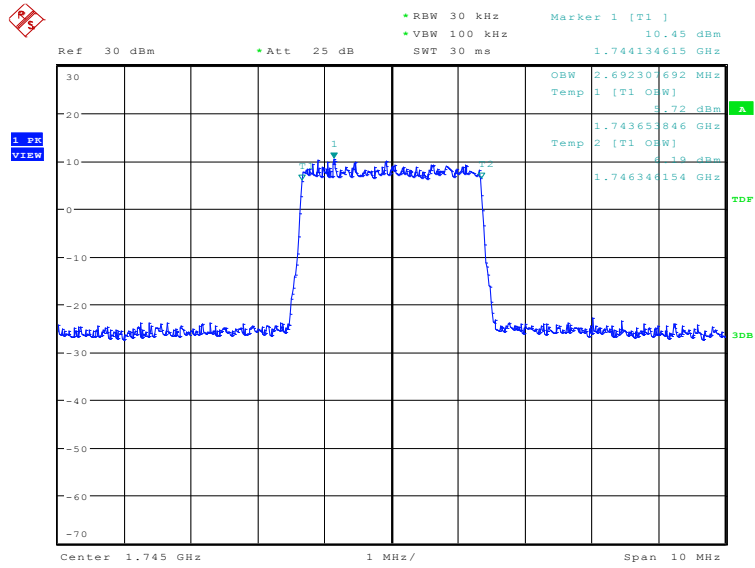
Date: 27.MAY.2020 17:33:47

### LTE band 66, 3MHz Bandwidth, 16QAM (99% BW)



Date: 27.MAY.2020 17:34:26

**LTE band 66, 3MHz Bandwidth, 64QAM (99% BW)**



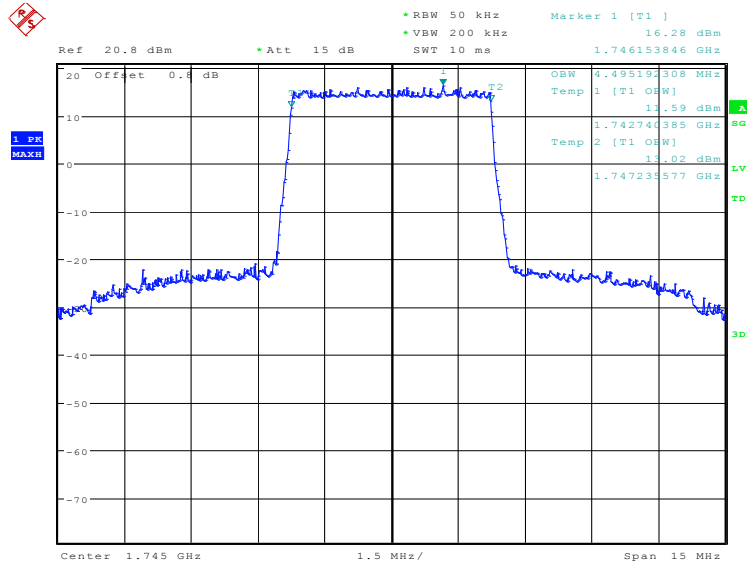
Date: 1.JUN.2020 09:46:04



### LTE band 66, 5MHz (99%)

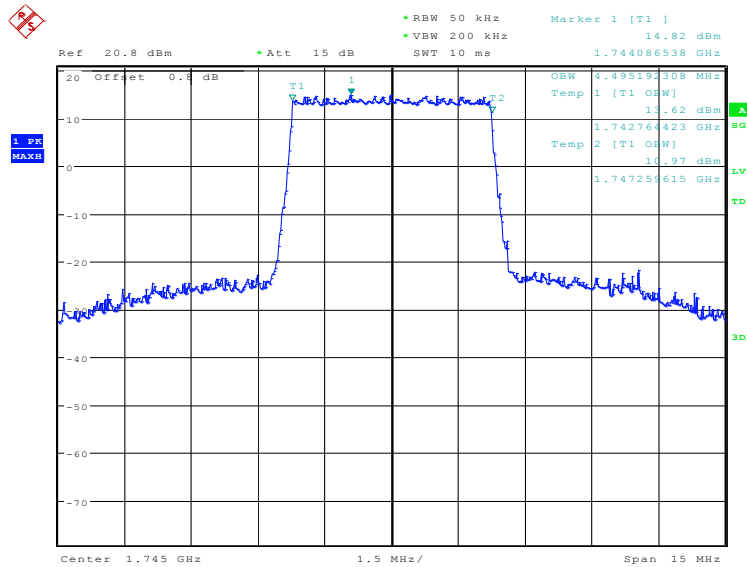
Frequency (MHz)	Occupied Bandwidth (99%) (kHz)		
	QPSK	16QAM	64QAM
1745.0	4495.19	4495.19	4519.23

### LTE band 66, 5MHz Bandwidth, QPSK (99% BW)



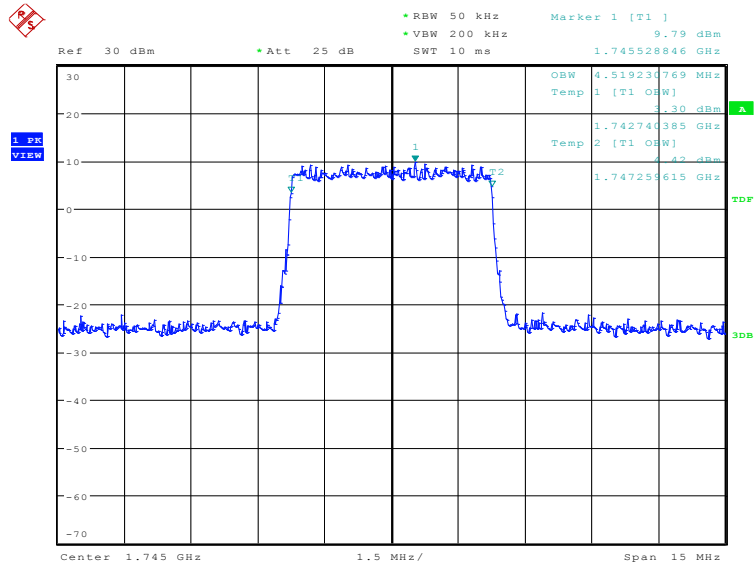
Date: 27.MAY.2020 17:35:06

### LTE band 66, 5MHz Bandwidth, 16QAM (99% BW)



Date: 27.MAY.2020 17:35:44

**LTE band 66, 5MHz Bandwidth, 64QAM (99% BW)**

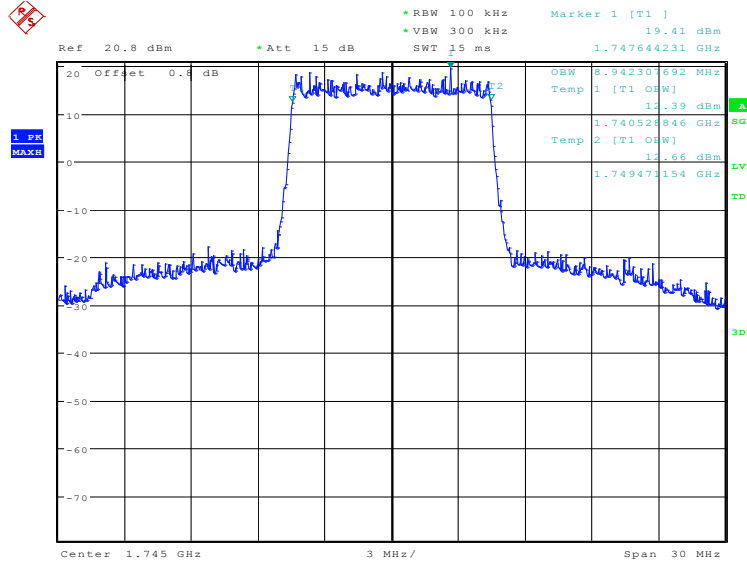


Date: 1.JUN.2020 09:47:10

### LTE band 66, 10MHz (99%)

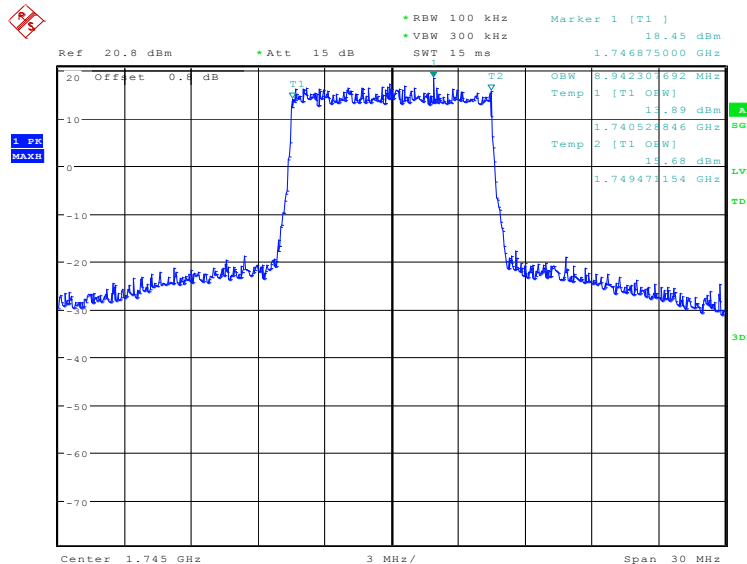
Frequency (MHz)	Occupied Bandwidth (99%) (kHz)		
	QPSK	16QAM	64QAM
1745.0	8942.31	8942.31	8990.38

### LTE band 66, 10MHz Bandwidth, QPSK (99% BW)



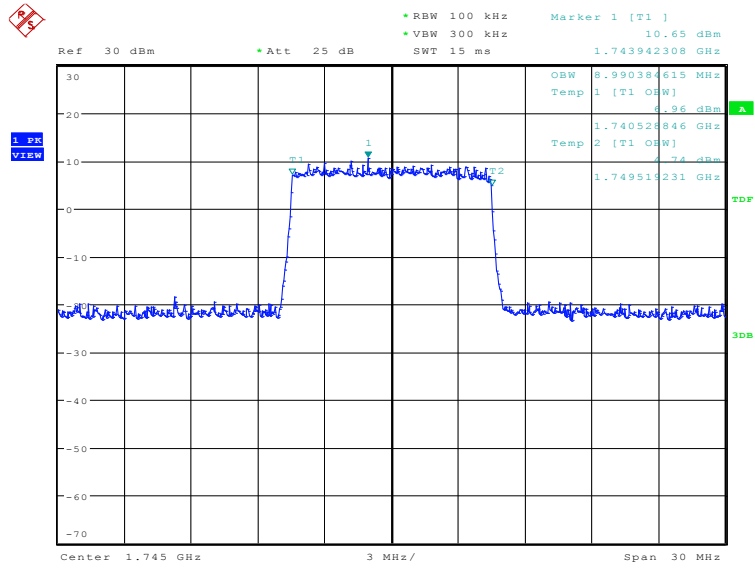
Date: 27.MAY.2020 17:36:25

### LTE band 66, 10MHz Bandwidth, 16QAM (99% BW)



Date: 27.MAY.2020 17:37:03

**LTE band 66, 10MHz Bandwidth, 64QAM (99% BW)**

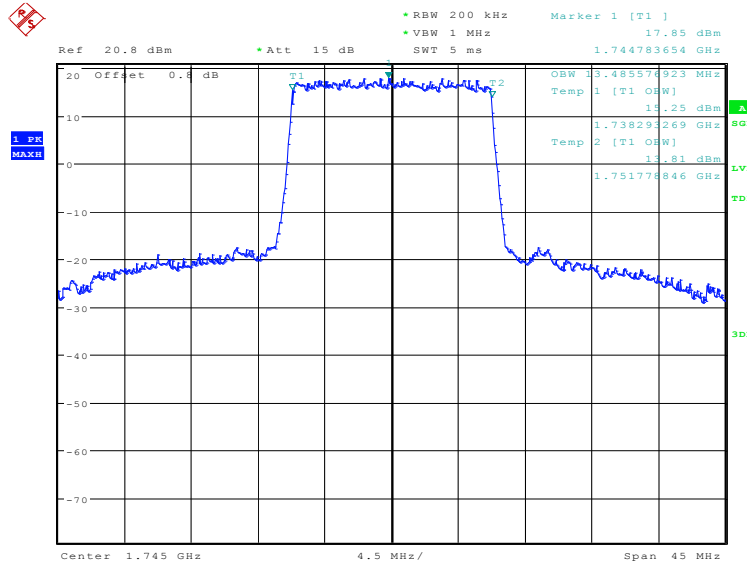


Date: 1.JUN.2020 09:48:14

### LTE band 66, 15MHz (99%)

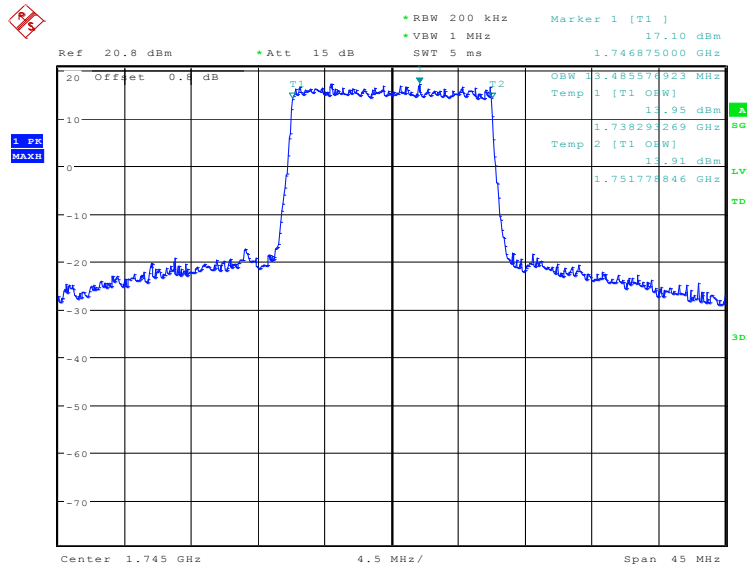
Frequency (MHz)	Occupied Bandwidth (99%) (kHz)		
	QPSK	16QAM	64QAM
1745.0	13485.58	13485.58	13485.58

### LTE band 66, 15MHz Bandwidth, QPSK (99% BW)



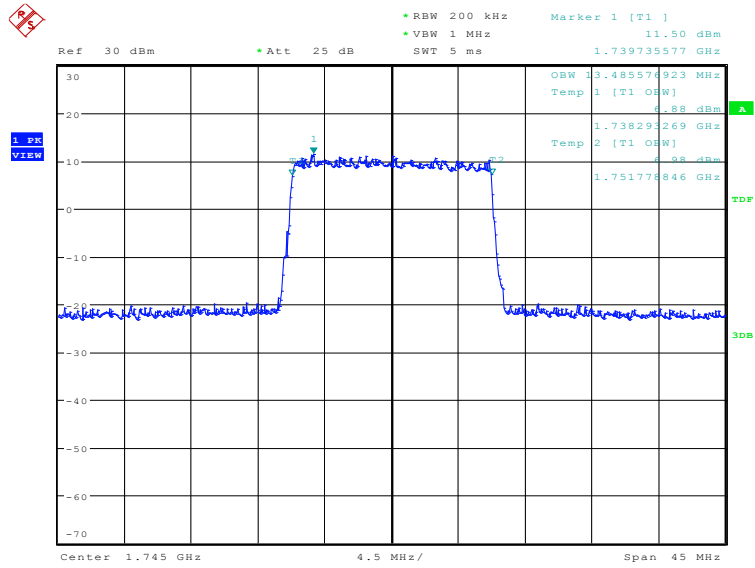
Date: 27.MAY.2020 17:37:43

### LTE band 66, 15MHz Bandwidth, 16QAM (99% BW)



Date: 27.MAY.2020 17:38:22

**LTE band 66, 15MHz Bandwidth, 64QAM (99% BW)**

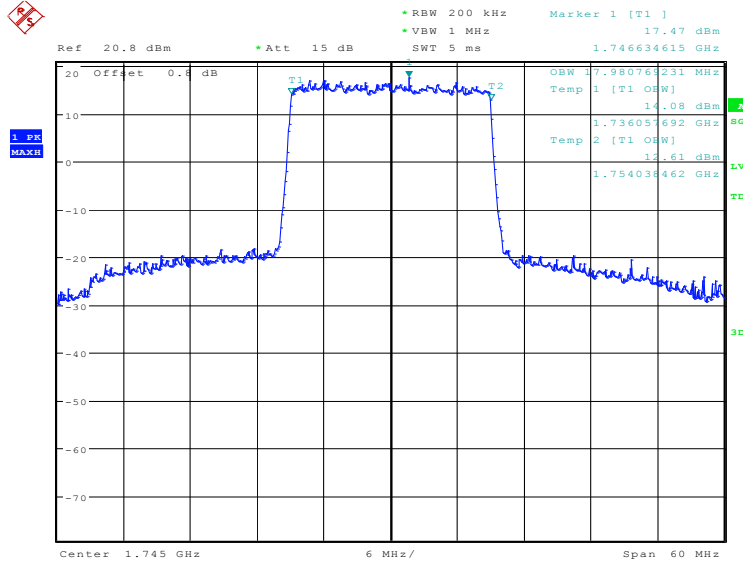


Date: 1.JUN.2020 09:49:16

### LTE band 66, 20MHz (99%)

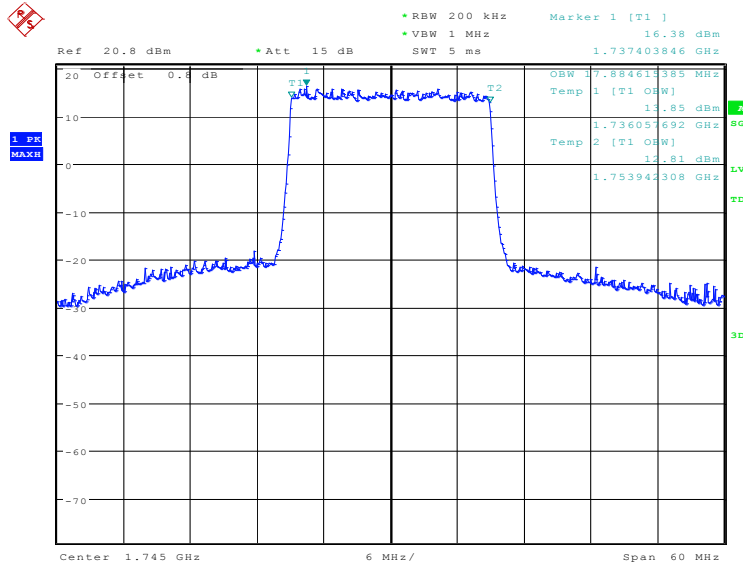
Frequency (MHz)	Occupied Bandwidth (99%) (kHz)		
	QPSK	16QAM	64QAM
1745.0	17980.77	17884.62	18076.92

### LTE band 66, 20MHz Bandwidth, QPSK (99% BW)



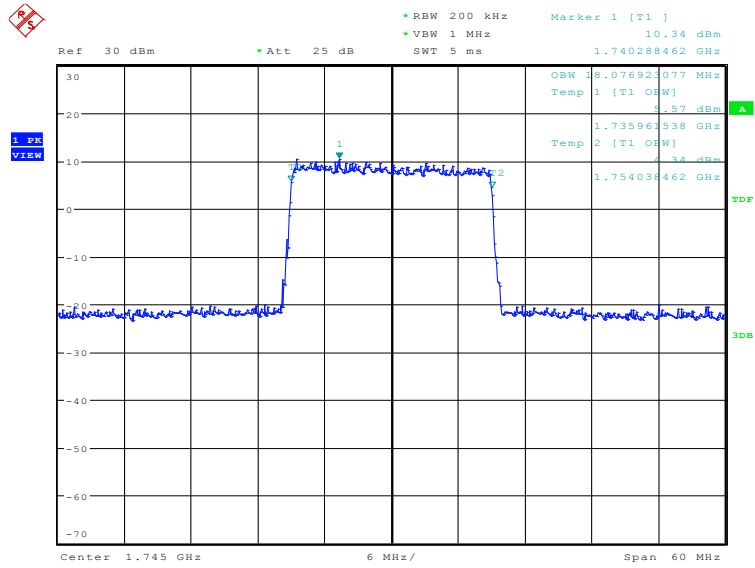
Date: 27.MAY.2020 17:39:02

### LTE band 66, 20MHz Bandwidth, 16QAM (99% BW)



Date: 27.MAY.2020 17:39:41

**LTE band 66, 20MHz Bandwidth, 64QAM (99% BW)**



Date: 1.JUN.2020 09:50:22



## **A.5 Emission Bandwidth**

The emission bandwidth is defined as the width of the signal between two points, one below the carrier center frequency and one above the carrier center frequency, outside of which all emissions are attenuated at least 26 dB below the transmitter power. Table below lists the measured -26dBc BW. Spectrum analyzer plots are included on the following pages.

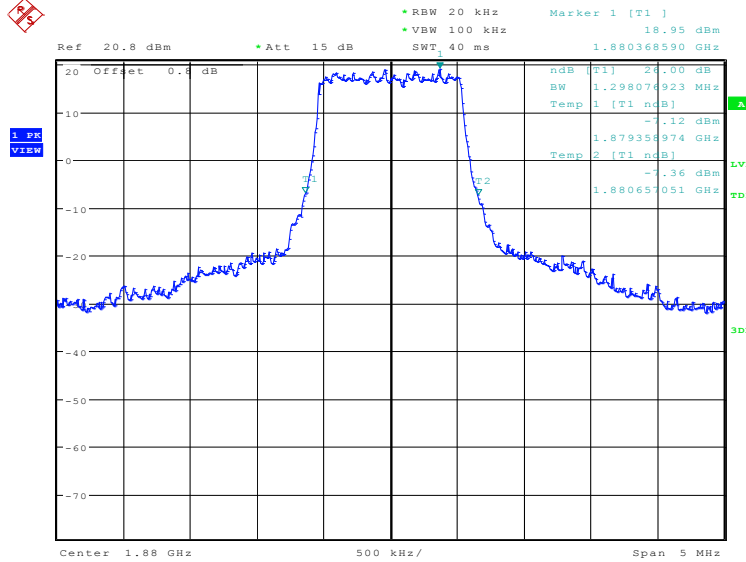
The measurement method is from ANSI C63.26:

- a) The spectrum analyzer center frequency is set to the nominal EUT channel center frequency. The span range for the spectrum analyzer shall be wide enough to see sufficient roll off of the signal to make the measurement.
- b) The nominal RBW shall be in the range of 1% to 5% of the anticipated OBW, and the VBW shall be set  $\geq 3 \times$  RBW.
- c) Set the reference level of the instrument as required to prevent the signal amplitude from exceeding the maximum spectrum analyzer input mixer level for linear operation.
- d) The dynamic range of the spectrum analyzer at the selected RBW shall be more than 10 dB below the target “-X dB” requirement, i.e., if the requirement calls for measuring the -26 dB OBW, the spectrum analyzer noise floor at the selected RBW shall be at least 36 dB below the reference level.
- e) Set spectrum analyzer detection mode to peak, and the trace mode to max hold.

### LTE band 2, 1.4MHz (-26dBc)

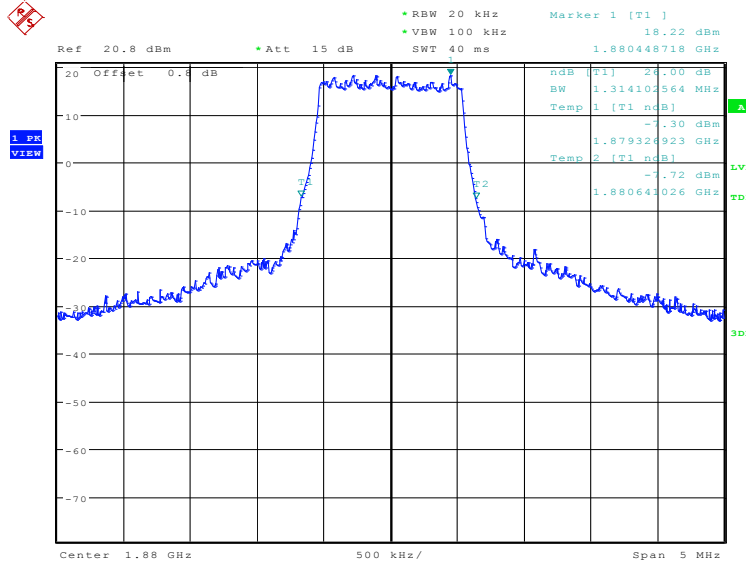
Frequency (MHz)	Occupied Bandwidth (-26dBc) (kHz)		
	QPSK	16QAM	64QAM
1880.0	1298.08	1314.10	1282.05

### LTE band 2, 1.4MHz Bandwidth, QPSK (-26dBc BW)



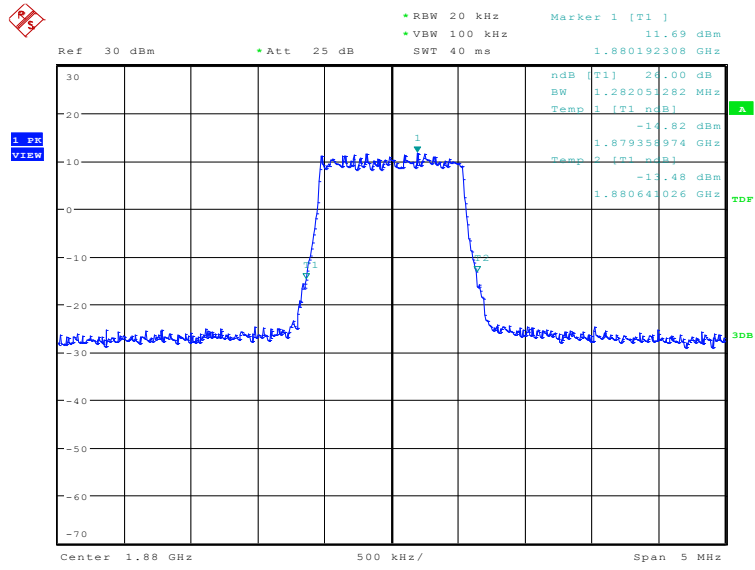
Date: 27.MAY.2020 17:40:59

### LTE band 2, 1.4MHz Bandwidth, 16QAM (-26dBc BW)



Date: 27.MAY.2020 17:41:38

### LTE band 2, 1.4MHz Bandwidth, 64QAM (-26dBc BW)



Date: 1.JUN.2020 09:26:57