


Label:

center align



SAMSUNG Logo is engraved separately.

레이아웃 및 사이즈 확인용 (300% SIZE)



1. CE 마크

- 규정 최소 사이즈 (H) 5.0mm

2. WEEE마크

- 규정 최소사이즈 (H) 7.0mm


3. Font

- SamsungOne 600 _ 3.6 pt

※ Space : 한 줄에서 내용 변경시 띄어쓰기 2칸 (●)
(본 문안은 시방서에 기재하지 않음)

작업용 (100% SIZE)_가변수인 IMEI / SN 는 별도의 색으로 표시


Sample01




Sample02



Sample03



Sample04




Sample05



Sample06



SD tray 1:



HS01:



Data Cable1: R.F.Tech (EP-DT725BWE)



Data Cable2: R.F.Tech (EP-DT725BWZ)



Data Cable3: KSD (EP-DT725BWE)



Data Cable4: KSD (EP-DT725BWZ)



CH01: R.F.Tech (EP-TA50JWE)



CH02: R.F.Tech (EP-TA50JWS)




CH03: R.F.Tech (EP-TA50EWE)



CH04: Dongwon (EP-TA50JWE)



CH05: Dongwon (EP-TA50EWE)



CH06: Dongwon (EP-TA50JWS)



CH02: Dongwon (EP-TA50EWE CHILE)



CH07: Dong Yang (EP-TA50RWS)



CH08: Dong Yang (EP-TA50EWE CHILE)

