

Channel 144

Frequency (MHz)	Measurement Result (dBuV/m)	Cable Loss (dB)	Antenna Factor (dB/m)	Receiver Reading (dBuV)	Limit (dBuV/m)	Margin (dB)	Antenna Pol. (H/V)
17998.3	42.61	-25.5	46.66	21.45	54	11.39	H
17991.2	42.45	-25.5	46.66	21.29	54	11.55	V
14474	37.61	-28.59	42.46	23.74	54	16.39	H
14487.7	37.59	-28.59	42.46	23.72	54	16.41	V
11914.8	34.54	-31.48	39.09	26.93	54	19.46	V
11900.5	34.5	-31.85	39.05	27.3	54	19.5	H

802.11n-HT20

Channel 36

Frequency (MHz)	Measurement Result (dBuV/m)	Cable Loss (dB)	Antenna Factor (dB/m)	Receiver Reading (dBuV)	Limit (dBuV/m)	Margin (dB)	Antenna Pol. (H/V)
17979.1	43.03	-25.5	46.66	21.87	54	10.97	V
17979.7	42.85	-25.5	46.66	21.69	54	11.15	V
14479.5	37.87	-28.59	42.46	24	54	16.13	H
14499.2	37.83	-28.59	42.46	23.96	54	16.17	V
5142.9	40.28	-27.61	33.67	34.22	54	13.72	H
5147.4	40.28	-27.61	33.67	34.22	54	13.72	H

Channel 40

Frequency (MHz)	Measurement Result (dBuV/m)	Cable Loss (dB)	Antenna Factor (dB/m)	Receiver Reading (dBuV)	Limit (dBuV/m)	Margin (dB)	Antenna Pol. (H/V)
17981.8	42.71	-25.5	46.66	21.55	54	11.29	V
17983.5	42.7	-25.5	46.66	21.54	54	11.3	H
14472.9	37.93	-28.59	42.46	24.06	54	16.07	V
14481.1	37.91	-28.59	42.46	24.04	54	16.09	H
11834.5	34.99	-31.85	39.05	27.79	54	19.01	V
11818	34.89	-31.85	39.05	27.69	54	19.11	V

Channel 48

Frequency (MHz)	Measurement Result (dBuV/m)	Cable Loss (dB)	Antenna Factor (dB/m)	Receiver Reading (dBuV)	Limit (dBuV/m)	Margin (dB)	Antenna Pol. (H/V)
17989.5	42.63	-25.5	46.66	21.47	54	11.37	H
17993.4	42.58	-25.5	46.66	21.42	54	11.42	H
14499.2	38.15	-28.59	42.46	24.28	54	15.85	H
14485	37.8	-28.59	42.46	23.93	54	16.2	V
11834.5	34.87	-31.85	39.05	27.67	54	19.13	V
11911.5	34.85	-31.85	39.05	27.65	54	19.15	H

Channel 52

Frequency (MHz)	Measurement Result (dBuV/m)	Cable Loss (dB)	Antenna Factor (dB/m)	Receiver Reading (dBuV)	Limit (dBuV/m)	Margin (dB)	Antenna Pol. (H/V)
17996.2	42.78	-25.5	46.66	21.62	54	11.22	V
17973.6	42.72	-25.5	46.66	21.56	54	11.28	V
14485	38.09	-28.59	42.46	24.22	54	15.91	V
14477.2	37.92	-28.59	42.46	24.05	54	16.08	H
11919.2	35.05	-31.48	39.09	27.44	54	18.95	V
11819.1	34.92	-31.85	39.05	27.72	54	19.08	V

Channel 56

Frequency (MHz)	Measurement Result (dBuV/m)	Cable Loss (dB)	Antenna Factor (dB/m)	Receiver Reading (dBuV)	Limit (dBuV/m)	Margin (dB)	Antenna Pol. (H/V)
17979.7	43.03	-25.5	46.66	21.87	54	10.97	H
17987.3	42.98	-25.5	46.66	21.82	54	11.02	V
14476.1	37.95	-28.59	42.46	24.08	54	16.05	V
14498.1	37.8	-28.59	42.46	23.93	54	16.2	V
11815.2	34.88	-31.85	39.05	27.68	54	19.12	V
11898.3	34.85	-31.85	39.05	27.65	54	19.15	H

Channel 64

Frequency (MHz)	Measurement Result (dBuV/m)	Cable Loss (dB)	Antenna Factor (dB/m)	Receiver Reading (dBuV)	Limit (dBuV/m)	Margin (dB)	Antenna Pol. (H/V)
17967.5	42.85	-25.5	46.66	21.69	54	11.15	V
17987.3	42.79	-25.5	46.66	21.63	54	11.21	H
14472.9	38.07	-28.59	42.46	24.2	54	15.93	V
14476.1	38.01	-28.59	42.46	24.14	54	15.99	V
5350.9	40.01	-27.43	34.01	33.43	54	13.99	H
5353.6	40.01	-27.43	34.01	33.43	54	13.99	H

Channel 100

Frequency (MHz)	Measurement Result (dBuV/m)	Cable Loss (dB)	Antenna Factor (dB/m)	Receiver Reading (dBuV)	Limit (dBuV/m)	Margin (dB)	Antenna Pol. (H/V)
17982.4	42.77	-25.5	46.66	21.61	54	11.23	H
17984	42.5	-25.5	46.66	21.34	54	11.5	V
14474	37.68	-28.59	42.46	23.81	54	16.32	H
14480.5	37.64	-28.59	42.46	23.77	54	16.36	H
5452.8	38.87	-27.18	34.17	31.88	54	15.13	H
5459.9	38.84	-27.18	34.17	31.85	54	15.16	H

Channel 120

Frequency (MHz)	Measurement Result (dBuV/m)	Cable Loss (dB)	Antenna Factor (dB/m)	Receiver Reading (dBuV)	Limit (dBuV/m)	Margin (dB)	Antenna Pol. (H/V)
17981.8	42.69	-25.5	46.66	21.53	54	11.31	H
17982.4	42.56	-25.5	46.66	21.4	54	11.44	V
14486	37.72	-28.59	42.46	23.85	54	16.28	V
14487.7	37.59	-28.59	42.46	23.72	54	16.41	H
11904.9	34.53	-31.85	39.05	27.33	54	19.47	V
11926.4	34.52	-31.48	39.09	26.91	54	19.48	V

Channel 140

Frequency (MHz)	Measurement Result (dBuV/m)	Cable Loss (dB)	Antenna Factor (dB/m)	Receiver Reading (dBuV)	Limit (dBuV/m)	Margin (dB)	Antenna Pol. (H/V)
17998.9	42.98	-25.5	46.66	21.82	54	11.02	V
17977.5	42.58	-25.5	46.66	21.42	54	11.42	H
14470.6	37.78	-28.59	42.46	23.91	54	16.22	V
14485	37.74	-28.59	42.46	23.87	54	16.26	V
11889	34.6	-31.85	39.05	27.4	54	19.4	V
11821.9	34.46	-31.85	39.05	27.26	54	19.54	V

Channel 144

Frequency (MHz)	Measurement Result (dBuV/m)	Cable Loss (dB)	Antenna Factor (dB/m)	Receiver Reading (dBuV)	Limit (dBuV/m)	Margin (dB)	Antenna Pol. (H/V)
17989.5	42.58	-25.5	46.66	21.42	54	11.42	V
17976.3	42.56	-25.5	46.66	21.4	54	11.44	H
14496.5	37.82	-28.59	42.46	23.95	54	16.18	H
14484.4	37.79	-28.59	42.46	23.92	54	16.21	V
11820.8	34.66	-31.85	39.05	27.46	54	19.34	V
11060.1	34.61	-32.49	38.72	28.37	54	19.39	H

802.11n-HT40
Channel 38

Frequency (MHz)	Measurement Result (dBuV/m)	Cable Loss (dB)	Antenna Factor (dB/m)	Receiver Reading (dBuV)	Limit (dBuV/m)	Margin (dB)	Antenna Pol. (H/V)
17972.5	42.82	-25.5	46.66	21.66	54	11.18	V
17996.2	42.78	-25.5	46.66	21.62	54	11.22	V
14492.6	37.94	-28.59	42.46	24.07	54	16.06	H
14476.1	37.82	-28.59	42.46	23.95	54	16.18	V
5149.7	40.93	-27.61	33.67	34.87	54	13.07	H
5149.5	40.73	-27.61	33.67	34.67	54	13.27	H

Channel 46

Frequency (MHz)	Measurement Result (dBuV/m)	Cable Loss (dB)	Antenna Factor (dB/m)	Receiver Reading (dBuV)	Limit (dBuV/m)	Margin (dB)	Antenna Pol. (H/V)
17970.3	43.12	-25.5	46.66	21.96	54	10.88	H
17991.2	42.88	-25.5	46.66	21.72	54	11.12	H
14482.8	37.9	-28.59	42.46	24.03	54	16.1	V
14482.2	37.86	-28.59	42.46	23.99	54	16.14	H
11823.5	34.67	-31.85	39.05	27.47	54	19.33	V
11857	34.67	-31.85	39.05	27.47	54	19.33	V

Channel 54

Frequency (MHz)	Measurement Result (dBuV/m)	Cable Loss (dB)	Antenna Factor (dB/m)	Receiver Reading (dBuV)	Limit (dBuV/m)	Margin (dB)	Antenna Pol. (H/V)
17970.8	42.93	-25.5	46.66	21.77	54	11.07	H
17985.2	42.88	-25.5	46.66	21.72	54	11.12	H
14496	38.26	-28.59	42.46	24.39	54	15.74	H
14475	38.07	-28.59	42.46	24.2	54	15.93	V
11847.7	34.86	-31.85	39.05	27.66	54	19.14	V
11912.6	34.86	-31.85	39.05	27.66	54	19.14	V

Channel 62

Frequency (MHz)	Measurement Result (dBuV/m)	Cable Loss (dB)	Antenna Factor (dB/m)	Receiver Reading (dBuV)	Limit (dBuV/m)	Margin (dB)	Antenna Pol. (H/V)
17983	43.32	-25.5	46.66	22.16	54	10.68	H
17990.7	42.83	-25.5	46.66	21.67	54	11.17	V
14485.5	38.04	-28.59	42.46	24.17	54	15.96	V
14497	37.98	-28.59	42.46	24.11	54	16.02	H
5351.2	40.81	-27.43	34.01	34.23	54	13.19	H
5350.3	40.68	-27.43	34.01	34.1	54	13.32	H

Channel 102

Frequency (MHz)	Measurement Result (dBuV/m)	Cable Loss (dB)	Antenna Factor (dB/m)	Receiver Reading (dBuV)	Limit (dBuV/m)	Margin (dB)	Antenna Pol. (H/V)
17985.7	43.28	-25.5	46.66	22.12	54	10.72	H
17996.2	43.02	-25.5	46.66	21.86	54	10.98	V
14488.8	38.19	-28.59	42.46	24.32	54	15.81	H
14496.5	38.04	-28.59	42.46	24.17	54	15.96	V
5459.7	39.05	-27.18	34.17	32.06	54	14.95	H
5457.9	39.04	-27.18	34.17	32.05	54	14.96	H

Channel 118

Frequency (MHz)	Measurement Result (dBuV/m)	Cable Loss (dB)	Antenna Factor (dB/m)	Receiver Reading (dBuV)	Limit (dBuV/m)	Margin (dB)	Antenna Pol. (H/V)
17978	43.06	-25.5	46.66	21.9	54	10.94	H
17974.7	43	-25.5	46.66	21.84	54	11	V
14497.6	38.05	-28.59	42.46	24.18	54	15.95	H
14493.2	38.01	-28.59	42.46	24.14	54	15.99	H
11725	34.89	-31.99	38.98	27.9	54	19.11	V
11711.9	34.8	-31.99	38.98	27.81	54	19.2	H

Channel 134

Frequency (MHz)	Measurement Result (dBuV/m)	Cable Loss (dB)	Antenna Factor (dB/m)	Receiver Reading (dBuV)	Limit (dBuV/m)	Margin (dB)	Antenna Pol. (H/V)
17985.2	42.8	-25.5	46.66	21.64	54	11.2	V
17963.2	42.73	-25.5	46.66	21.57	54	11.27	V
14491.5	38.26	-28.59	42.46	24.39	54	15.74	V
14477.2	38.22	-28.59	42.46	24.35	54	15.78	V
11819.6	34.98	-31.85	39.05	27.78	54	19.02	V
11844.4	34.79	-31.85	39.05	27.59	54	19.21	V

Channel 142

Frequency (MHz)	Measurement Result (dBuV/m)	Cable Loss (dB)	Antenna Factor (dB/m)	Receiver Reading (dBuV)	Limit (dBuV/m)	Margin (dB)	Antenna Pol. (H/V)
17980.8	42.51	-25.5	46.66	21.35	54	11.49	V
17995	42.39	-25.5	46.66	21.23	54	11.61	H
14491.5	37.67	-28.59	42.46	23.8	54	16.33	V
14497	37.65	-28.59	42.46	23.78	54	16.35	V
11915.4	34.54	-31.48	39.09	26.93	54	19.46	V
11836.7	34.49	-31.85	39.05	27.29	54	19.51	V

802.11ac-HT20

Channel 36

Frequency (MHz)	Measurement Result (dBuV/m)	Cable Loss (dB)	Antenna Factor (dB/m)	Receiver Reading (dBuV)	Limit (dBuV/m)	Margin (dB)	Antenna Pol. (H/V)
17997.2	42.76	-25.5	46.66	21.6	54	11.24	V
17994	42.72	-25.5	46.66	21.56	54	11.28	V
14481.1	37.87	-28.59	42.46	24	54	16.13	V
14483.3	37.8	-28.59	42.46	23.93	54	16.2	H
5143.5	39.97	-27.61	33.67	33.91	54	14.03	H
5144.4	39.93	-27.61	33.67	33.87	54	14.07	H

Channel 40

Frequency (MHz)	Measurement Result (dBuV/m)	Cable Loss (dB)	Antenna Factor (dB/m)	Receiver Reading (dBuV)	Limit (dBuV/m)	Margin (dB)	Antenna Pol. (H/V)
17998.3	43.01	-25.5	46.66	21.85	54	10.99	H
17979.1	42.71	-25.5	46.66	21.55	54	11.29	H
14476.1	37.78	-28.59	42.46	23.91	54	16.22	V
14480.5	37.74	-28.59	42.46	23.87	54	16.26	V
11917	34.8	-31.48	39.09	27.19	54	19.2	H
11835	34.72	-31.85	39.05	27.52	54	19.28	H

Channel 48

Frequency (MHz)	Measurement Result (dBuV/m)	Cable Loss (dB)	Antenna Factor (dB/m)	Receiver Reading (dBuV)	Limit (dBuV/m)	Margin (dB)	Antenna Pol. (H/V)
17976.9	42.9	-25.5	46.66	21.74	54	11.1	V
17991.8	42.73	-25.5	46.66	21.57	54	11.27	V
14486	37.86	-28.59	42.46	23.99	54	16.14	H
14499.8	37.86	-28.59	42.46	23.99	54	16.14	H
11840.5	34.98	-31.85	39.05	27.78	54	19.02	H
11840	34.64	-31.85	39.05	27.44	54	19.36	V

Channel 52

Frequency (MHz)	Measurement Result (dBuV/m)	Cable Loss (dB)	Antenna Factor (dB/m)	Receiver Reading (dBuV)	Limit (dBuV/m)	Margin (dB)	Antenna Pol. (H/V)
17981.8	42.91	-25.5	46.66	21.75	54	11.09	H
17997.8	42.88	-25.5	46.66	21.72	54	11.12	V
14485.5	38.12	-28.59	42.46	24.25	54	15.88	V
14478.4	38.04	-28.59	42.46	24.17	54	15.96	H
11812.5	34.97	-31.85	39.05	27.77	54	19.03	H
11818.5	34.84	-31.85	39.05	27.64	54	19.16	V

Channel 56

Frequency (MHz)	Measurement Result (dBuV/m)	Cable Loss (dB)	Antenna Factor (dB/m)	Receiver Reading (dBuV)	Limit (dBuV/m)	Margin (dB)	Antenna Pol. (H/V)
17983.5	43.28	-25.5	46.66	22.12	54	10.72	V
17987.3	43.14	-25.5	46.66	21.98	54	10.86	V
14472.3	37.95	-28.59	42.46	24.08	54	16.05	V
14491	37.93	-28.59	42.46	24.06	54	16.07	H
11835	34.85	-31.85	39.05	27.65	54	19.15	H
11885.1	34.82	-31.85	39.05	27.62	54	19.18	V

Channel 64

Frequency (MHz)	Measurement Result (dBuV/m)	Cable Loss (dB)	Antenna Factor (dB/m)	Receiver Reading (dBuV)	Limit (dBuV/m)	Margin (dB)	Antenna Pol. (H/V)
17975.8	43.21	-25.5	46.66	22.05	54	10.79	V
17981.8	42.79	-25.5	46.66	21.63	54	11.21	V
14498.7	37.99	-28.59	42.46	24.12	54	16.01	V
14472.3	37.92	-28.59	42.46	24.05	54	16.08	V
5350.8	40.2	-27.43	34.01	33.62	54	13.8	H
5358.5	40.16	-27.43	34.01	33.58	54	13.84	H

Channel 100

Frequency (MHz)	Measurement Result (dBuV/m)	Cable Loss (dB)	Antenna Factor (dB/m)	Receiver Reading (dBuV)	Limit (dBuV/m)	Margin (dB)	Antenna Pol. (H/V)
17973	42.57	-25.5	46.66	21.41	54	11.43	V
17992.8	42.42	-25.5	46.66	21.26	54	11.58	V
14472.3	37.63	-28.59	42.46	23.76	54	16.37	V
14476.1	37.5	-28.59	42.46	23.63	54	16.5	H
5451.8	39.06	-27.18	34.17	32.07	54	14.94	H
5451.6	39	-27.18	34.17	32.01	54	15	H

Channel 120

Frequency (MHz)	Measurement Result (dBuV/m)	Cable Loss (dB)	Antenna Factor (dB/m)	Receiver Reading (dBuV)	Limit (dBuV/m)	Margin (dB)	Antenna Pol. (H/V)
17975.8	42.75	-25.5	46.66	21.59	54	11.25	H
17981.8	42.6	-25.5	46.66	21.44	54	11.4	V
14485	37.55	-28.59	42.46	23.68	54	16.45	V
14475.6	37.49	-28.59	42.46	23.62	54	16.51	H
11848.8	34.44	-31.85	39.05	27.24	54	19.56	V
11894.5	34.43	-31.85	39.05	27.23	54	19.57	H

Channel 140

Frequency (MHz)	Measurement Result (dBuV/m)	Cable Loss (dB)	Antenna Factor (dB/m)	Receiver Reading (dBuV)	Limit (dBuV/m)	Margin (dB)	Antenna Pol. (H/V)
17971.4	42.74	-25.5	46.66	21.58	54	11.26	V
17976.9	42.68	-25.5	46.66	21.52	54	11.32	V
14480	37.68	-28.59	42.46	23.81	54	16.32	V
14485	37.59	-28.59	42.46	23.72	54	16.41	V
11824.6	34.74	-31.85	39.05	27.54	54	19.26	V
11834.5	34.61	-31.85	39.05	27.41	54	19.39	V

Channel 144

Frequency (MHz)	Measurement Result (dBuV/m)	Cable Loss (dB)	Antenna Factor (dB/m)	Receiver Reading (dBuV)	Limit (dBuV/m)	Margin (dB)	Antenna Pol. (H/V)
17976.9	42.93	-25.5	46.66	21.77	54	11.07	H
17977.5	42.81	-25.5	46.66	21.65	54	11.19	V
14477.2	37.65	-28.59	42.46	23.78	54	16.35	V
14484.4	37.56	-28.59	42.46	23.69	54	16.44	H
11920.3	34.71	-31.48	39.09	27.1	54	19.29	V
11896.1	34.67	-31.85	39.05	27.47	54	19.33	V

802.11ac-HT40

Channel 38

Frequency (MHz)	Measurement Result (dBuV/m)	Cable Loss (dB)	Antenna Factor (dB/m)	Receiver Reading (dBuV)	Limit (dBuV/m)	Margin (dB)	Antenna Pol. (H/V)
17979.7	42.8	-25.5	46.66	21.64	54	11.2	H
17978.5	42.65	-25.5	46.66	21.49	54	11.35	H
14478.9	38.13	-28.59	42.46	24.26	54	15.87	V
14499.2	37.92	-28.59	42.46	24.05	54	16.08	V
5149.1	41.16	-27.61	33.67	35.1	54	12.84	H
5149.9	41.14	-27.61	33.67	35.08	54	12.86	H

Channel 46

Frequency (MHz)	Measurement Result (dBuV/m)	Cable Loss (dB)	Antenna Factor (dB/m)	Receiver Reading (dBuV)	Limit (dBuV/m)	Margin (dB)	Antenna Pol. (H/V)
17979.1	42.88	-25.5	46.66	21.72	54	11.12	H
17992.3	42.72	-25.5	46.66	21.56	54	11.28	H
14476.1	38.04	-28.59	42.46	24.17	54	15.96	V
14488.8	37.99	-28.59	42.46	24.12	54	16.01	V
11819.6	34.76	-31.85	39.05	27.56	54	19.24	V
11819.1	34.75	-31.85	39.05	27.55	54	19.25	V

Channel 54

Frequency (MHz)	Measurement Result (dBuV/m)	Cable Loss (dB)	Antenna Factor (dB/m)	Receiver Reading (dBuV)	Limit (dBuV/m)	Margin (dB)	Antenna Pol. (H/V)
17989.5	43	-25.5	46.66	21.84	54	11	H
17979.1	42.86	-25.5	46.66	21.7	54	11.14	V
14472.9	38.02	-28.59	42.46	24.15	54	15.98	V
14478.4	38.01	-28.59	42.46	24.14	54	15.99	H
11826.8	34.93	-31.85	39.05	27.73	54	19.07	H
11824.6	34.92	-31.85	39.05	27.72	54	19.08	V

Channel 62

Frequency (MHz)	Measurement Result (dBuV/m)	Cable Loss (dB)	Antenna Factor (dB/m)	Receiver Reading (dBuV)	Limit (dBuV/m)	Margin (dB)	Antenna Pol. (H/V)
17986.2	42.77	-25.5	46.66	21.61	54	11.23	H
17979.7	42.73	-25.5	46.66	21.57	54	11.27	V
14499.8	37.86	-28.59	42.46	23.99	54	16.14	V
14476.1	37.8	-28.59	42.46	23.93	54	16.2	H
5350	41.47	-27.43	34.01	34.89	54	12.53	H
5351.2	41.28	-27.43	34.01	34.7	54	12.72	H

Channel 102

Frequency (MHz)	Measurement Result (dBuV/m)	Cable Loss (dB)	Antenna Factor (dB/m)	Receiver Reading (dBuV)	Limit (dBuV/m)	Margin (dB)	Antenna Pol. (H/V)
17984.6	42.96	-25.5	46.66	21.8	54	11.04	V
17996.7	42.49	-25.5	46.66	21.33	54	11.51	V
14494.9	37.62	-28.59	42.46	23.75	54	16.38	H
14470.1	37.56	-28.59	42.46	23.69	54	16.44	V
5458.8	39.01	-27.18	34.17	32.02	54	14.99	H
5457.2	38.93	-27.18	34.17	31.94	54	15.07	H

Channel 118

Frequency (MHz)	Measurement Result (dBuV/m)	Cable Loss (dB)	Antenna Factor (dB/m)	Receiver Reading (dBuV)	Limit (dBuV/m)	Margin (dB)	Antenna Pol. (H/V)
17991.2	42.68	-25.5	46.66	21.52	54	11.32	H
17990.1	42.47	-25.5	46.66	21.31	54	11.53	H
14471.2	37.64	-28.59	42.46	23.77	54	16.36	H
14478.4	37.63	-28.59	42.46	23.76	54	16.37	V
11831.8	34.47	-31.85	39.05	27.27	54	19.53	V
11915.4	34.41	-31.48	39.09	26.8	54	19.59	V

Channel 134

Frequency (MHz)	Measurement Result (dBuV/m)	Cable Loss (dB)	Antenna Factor (dB/m)	Receiver Reading (dBuV)	Limit (dBuV/m)	Margin (dB)	Antenna Pol. (H/V)
17980.2	42.72	-25.5	46.66	21.56	54	11.28	V
17992.8	42.52	-25.5	46.66	21.36	54	11.48	V
14481.1	37.49	-28.59	42.46	23.62	54	16.51	V
14470.1	37.39	-28.59	42.46	23.52	54	16.61	V
11843.3	34.38	-31.85	39.05	27.18	54	19.62	V
11823	34.35	-31.85	39.05	27.15	54	19.65	V

Channel 142

Frequency (MHz)	Measurement Result (dBuV/m)	Cable Loss (dB)	Antenna Factor (dB/m)	Receiver Reading (dBuV)	Limit (dBuV/m)	Margin (dB)	Antenna Pol. (H/V)
17995	42.65	-25.5	46.66	21.49	54	11.35	H
17989.5	42.64	-25.5	46.66	21.48	54	11.36	V
14480.5	37.72	-28.59	42.46	23.85	54	16.28	H
14483.3	37.69	-28.59	42.46	23.82	54	16.31	V
11901.6	34.6	-31.85	39.05	27.4	54	19.4	H
11929.6	34.58	-31.48	39.09	26.97	54	19.42	V

802.11ac-HT80

Channel 42

Frequency (MHz)	Measurement Result (dBuV/m)	Cable Loss (dB)	Antenna Factor (dB/m)	Receiver Reading (dBuV)	Limit (dBuV/m)	Margin (dB)	Antenna Pol. (H/V)
17981.3	42.89	-25.5	46.66	21.73	54	11.11	H
17992.8	42.74	-25.5	46.66	21.58	54	11.26	H
14498.7	38.3	-28.59	42.46	24.43	54	15.7	V
14477.2	38.13	-28.59	42.46	24.26	54	15.87	H
5149.8	42.96	-27.61	33.67	36.9	54	11.04	H
5150	42.91	-27.61	33.67	36.85	54	11.09	H

Channel 58

Frequency (MHz)	Measurement Result (dBuV/m)	Cable Loss (dB)	Antenna Factor (dB/m)	Receiver Reading (dBuV)	Limit (dBuV/m)	Margin (dB)	Antenna Pol. (H/V)
17984.6	42.83	-25.5	46.66	21.67	54	11.17	V
17987.9	42.82	-25.5	46.66	21.66	54	11.18	H
14499.8	38	-28.59	42.46	24.13	54	16	V
14481.1	37.97	-28.59	42.46	24.1	54	16.03	V
5350	42.28	-27.43	34.01	35.7	54	11.72	H
5350.1	42.24	-27.43	34.01	35.66	54	11.76	H

Channel 106

Frequency (MHz)	Measurement Result (dBuV/m)	Cable Loss (dB)	Antenna Factor (dB/m)	Receiver Reading (dBuV)	Limit (dBuV/m)	Margin (dB)	Antenna Pol. (H/V)
17967	42.64	-25.5	46.66	21.48	54	11.36	V
17987.9	42.62	-25.5	46.66	21.46	54	11.38	H
14481.1	37.81	-28.59	42.46	23.94	54	16.19	H
14475.6	37.78	-28.59	42.46	23.91	54	16.22	V
5457.2	42.08	-27.18	34.17	35.09	54	11.92	H
5456.9	42.04	-27.18	34.17	35.05	54	11.96	H

Channel 122

Frequency (MHz)	Measurement Result (dBuV/m)	Cable Loss (dB)	Antenna Factor (dB/m)	Receiver Reading (dBuV)	Limit (dBuV/m)	Margin (dB)	Antenna Pol. (H/V)
17976.3	42.58	-25.5	46.66	21.42	54	11.42	V
17986.8	42.52	-25.5	46.66	21.36	54	11.48	V
14479.5	37.61	-28.59	42.46	23.74	54	16.39	V
14478.4	37.59	-28.59	42.46	23.72	54	16.41	H
11838.4	34.5	-31.85	39.05	27.3	54	19.5	V
11813	34.36	-31.85	39.05	27.16	54	19.64	V

Channel 138

Frequency (MHz)	Measurement Result (dBuV/m)	Cable Loss (dB)	Antenna Factor (dB/m)	Receiver Reading (dBuV)	Limit (dBuV/m)	Margin (dB)	Antenna Pol. (H/V)
17982.4	42.75	-25.5	46.66	21.59	54	11.25	V
17981.3	42.58	-25.5	46.66	21.42	54	11.42	H
14482.8	37.77	-28.59	42.46	23.9	54	16.23	H
14470.6	37.61	-28.59	42.46	23.74	54	16.39	V
11909.3	34.57	-31.85	39.05	27.37	54	19.43	V
11900.5	34.54	-31.85	39.05	27.34	54	19.46	V

PEAK Results:
802.11a

Channel 36

Frequency (MHz)	Measurement Result (dBuV/m)	Cable Loss (dB)	Antenna Factor (dB/m)	Receiver Reading (dBuV)	Limit (dBuV/m)	Margin (dB)	Antenna Pol. (H/V)
17916.4	55.02	-25.5	46.66	33.86	74	18.98	H
17992.3	54.92	-25.5	46.66	33.76	74	19.08	V
14396.4	49.95	-28.59	42.46	36.08	68.3	18.35	H
14375.5	49.92	-28.42	42.34	36	68.3	18.38	H
5147.6	53.56	-27.61	33.67	47.5	74	20.44	H
5146.7	53.42	-27.61	33.67	47.36	74	20.58	H

Channel 40

Frequency (MHz)	Measurement Result (dBuV/m)	Cable Loss (dB)	Antenna Factor (dB/m)	Receiver Reading (dBuV)	Limit (dBuV/m)	Margin (dB)	Antenna Pol. (H/V)
17983.5	53.63	-25.5	46.66	32.47	74	20.37	H
17993.4	53.55	-25.5	46.66	32.39	74	20.45	V
14359	50.18	-28.42	42.34	36.26	68.3	18.12	H
14358.5	49.87	-28.42	42.34	35.95	68.3	18.43	H
7036.9	46.76	-35.37	36.25	45.88	68.3	21.54	H
7028.1	46.61	-35.24	36.14	45.7	68.3	21.69	H

Channel 48

Frequency (MHz)	Measurement Result (dBuV/m)	Cable Loss (dB)	Antenna Factor (dB/m)	Receiver Reading (dBuV)	Limit (dBuV/m)	Margin (dB)	Antenna Pol. (H/V)
17995	54.32	-25.5	46.66	33.16	74	19.68	V
17972.5	54.22	-25.5	46.66	33.06	74	19.78	H
14376	50.99	-28.42	42.34	37.07	68.3	17.31	V
14299	50.44	-28.42	42.34	36.52	68.3	17.86	V
10637.7	46.49	-32.76	38.38	40.87	74	27.51	V
11845	46.38	-31.85	39.05	39.18	74	27.62	V

Channel 52

Frequency (MHz)	Measurement Result (dBuV/m)	Cable Loss (dB)	Antenna Factor (dB/m)	Receiver Reading (dBuV)	Limit (dBuV/m)	Margin (dB)	Antenna Pol. (H/V)
17949.4	54.05	-25.5	46.66	32.89	74	19.95	H
17956	53.91	-25.5	46.66	32.75	74	20.09	H
14126.4	50.22	-28.99	42	37.2	68.3	18.08	H
14680.2	49.88	-27.29	41.9	35.27	68.3	18.42	H
10705.4	46.73	-32.77	38.49	41.01	74	27.27	V
11716.8	46.67	-31.99	38.98	39.68	74	27.33	V

Channel 56

Frequency (MHz)	Measurement Result (dBuV/m)	Cable Loss (dB)	Antenna Factor (dB/m)	Receiver Reading (dBuV)	Limit (dBuV/m)	Margin (dB)	Antenna Pol. (H/V)
17978	55.16	-25.5	46.66	34	74	18.84	V
17993.4	54.37	-25.5	46.66	33.21	74	19.63	V
14319.4	49.72	-28.42	42.34	35.8	68.3	18.58	V
14423.9	49.67	-28.59	42.46	35.8	68.3	18.63	V
11146.5	48.24	-32.6	38.75	42.1	74	25.76	H
11631	46.66	-32.31	38.91	40.07	74	27.34	H

Channel 64

Frequency (MHz)	Measurement Result (dBuV/m)	Cable Loss (dB)	Antenna Factor (dB/m)	Receiver Reading (dBuV)	Limit (dBuV/m)	Margin (dB)	Antenna Pol. (H/V)
17851.5	55.11	-25.5	46.66	33.95	74	18.89	V
17982.4	54.86	-25.5	46.66	33.7	74	19.14	H
14399.7	50.3	-28.59	42.46	36.43	68.3	18	V
14318.3	50.13	-28.42	42.34	36.21	68.3	18.17	V
5350.1	60.8	-27.43	34.01	54.22	74	13.2	H
5351.5	59.54	-27.43	34.01	52.96	74	14.46	H

Channel 100

Frequency (MHz)	Measurement Result (dBuV/m)	Cable Loss (dB)	Antenna Factor (dB/m)	Receiver Reading (dBuV)	Limit (dBuV/m)	Margin (dB)	Antenna Pol. (H/V)
17885	54.41	-25.5	46.66	33.25	74	19.59	V
17975.8	54.2	-25.5	46.66	33.04	74	19.8	V
14381	50.36	-28.42	42.34	36.44	68.3	17.94	H
14319.4	50.09	-28.42	42.34	36.17	68.3	18.21	H
5446.5	52.28	-27.18	34.17	45.29	74	21.72	H
5467.7	55.76	-27.18	34.17	48.77	68.3	12.54	H

Channel 120

Frequency (MHz)	Measurement Result (dBuV/m)	Cable Loss (dB)	Antenna Factor (dB/m)	Receiver Reading (dBuV)	Limit (dBuV/m)	Margin (dB)	Antenna Pol. (H/V)
17986.8	54.48	-25.5	46.66	33.32	74	19.52	V
17985.7	54.43	-25.5	46.66	33.27	74	19.57	H
14340.9	49.94	-28.42	42.34	36.02	68.3	18.36	V
14375	49.69	-28.42	42.34	35.77	68.3	18.61	H
11160.8	46.72	-32.6	38.75	40.58	74	27.28	H
11897.2	46.46	-31.85	39.05	39.26	74	27.54	H

Channel 140

Frequency (MHz)	Measurement Result (dBuV/m)	Cable Loss (dB)	Antenna Factor (dB/m)	Receiver Reading (dBuV)	Limit (dBuV/m)	Margin (dB)	Antenna Pol. (H/V)
17965.9	54.67	-25.5	46.66	33.51	74	19.33	H
17983.5	53.86	-25.5	46.66	32.7	74	20.14	H
14698.9	49.87	-28.32	41.35	36.85	68.3	18.43	H
14464.6	49.75	-28.59	42.46	35.88	68.3	18.55	H
5725.1	58	-27.07	34.31	50.76	68.3	10.3	H
5725.5	57.12	-27.07	34.31	49.88	68.3	11.18	H

Channel 144

Frequency (MHz)	Measurement Result (dBuV/m)	Cable Loss (dB)	Antenna Factor (dB/m)	Receiver Reading (dBuV)	Limit (dBuV/m)	Margin (dB)	Antenna Pol. (H/V)
17933.5	54.08	-25.5	46.66	32.92	74	19.92	H
17885	53.81	-25.5	46.66	32.65	74	20.19	V
14361.8	50.02	-28.42	42.34	36.1	68.3	18.28	V
14273.2	49.7	-28.42	42.34	35.78	68.3	18.6	V
11807.5	47.23	-31.85	39.05	40.03	74	26.77	V
11990.1	46.49	-31.48	39.09	38.88	74	27.51	V

802.11n-HT20

Channel 36

Frequency (MHz)	Measurement Result (dBuV/m)	Cable Loss (dB)	Antenna Factor (dB/m)	Receiver Reading (dBuV)	Limit (dBuV/m)	Margin (dB)	Antenna Pol. (H/V)
17976.3	54.46	-25.5	46.66	33.3	74	19.54	H
17989.5	53.78	-25.5	46.66	32.62	74	20.22	H
14287	50.29	-28.42	42.34	36.37	68.3	18.01	V
14373.3	50.18	-28.42	42.34	36.26	68.3	18.12	V
5141.9	52.32	-27.61	33.67	46.26	74	21.68	H
5142.5	52.16	-27.61	33.67	46.1	74	21.84	H

Channel 40

Frequency (MHz)	Measurement Result (dBuV/m)	Cable Loss (dB)	Antenna Factor (dB/m)	Receiver Reading (dBuV)	Limit (dBuV/m)	Margin (dB)	Antenna Pol. (H/V)
17491.2	54.32	-26.85	45.25	35.92	68.3	13.98	V
17970.8	54.28	-25.5	46.66	33.12	74	19.72	H
14500.9	50.14	-28.59	42.46	36.27	68.3	18.16	V
14518	50	-28.59	42.46	36.13	68.3	18.3	H
11820.8	46.91	-31.85	39.05	39.71	74	27.09	H
9013	46.49	-33.28	38.19	41.58	74	27.51	H

Channel 48

Frequency (MHz)	Measurement Result (dBuV/m)	Cable Loss (dB)	Antenna Factor (dB/m)	Receiver Reading (dBuV)	Limit (dBuV/m)	Margin (dB)	Antenna Pol. (H/V)
17986.2	54.39	-25.5	46.66	33.23	74	19.61	V
17940.6	54.32	-25.5	46.66	33.16	74	19.68	V
14115.4	50.01	-28.99	42	36.99	68.3	18.29	V
13832.1	49.68	-29.51	41.3	37.89	68.3	18.62	H
11193.2	46.77	-32.6	38.75	40.63	74	27.23	V
10963.9	46.31	-32.82	38.7	40.43	74	27.69	V

Channel 52

Frequency (MHz)	Measurement Result (dBuV/m)	Cable Loss (dB)	Antenna Factor (dB/m)	Receiver Reading (dBuV)	Limit (dBuV/m)	Margin (dB)	Antenna Pol. (H/V)
17959.8	54.33	-25.5	46.66	33.17	74	19.67	V
17995	53.87	-25.5	46.66	32.71	74	20.13	V
14091.1	50.41	-29.44	41.66	38.19	68.3	17.89	V
14312.8	49.87	-28.42	42.34	35.95	68.3	18.43	H
11993.5	46.55	-31.48	39.09	38.94	74	27.45	V
11530.9	46.54	-32.26	38.84	39.97	74	27.46	V

Channel 56

Frequency (MHz)	Measurement Result (dBuV/m)	Cable Loss (dB)	Antenna Factor (dB/m)	Receiver Reading (dBuV)	Limit (dBuV/m)	Margin (dB)	Antenna Pol. (H/V)
17953.2	54.91	-25.5	46.66	33.75	74	19.09	H
17954.9	54.35	-25.5	46.66	33.19	74	19.65	V
14157.7	50.08	-28.99	42	37.06	68.3	18.22	V
14187.4	49.92	-28.99	42	36.9	68.3	18.38	H
11870.2	46.96	-31.85	39.05	39.76	74	27.04	H
11846.6	46.58	-31.85	39.05	39.38	74	27.42	V

Channel 64

Frequency (MHz)	Measurement Result (dBuV/m)	Cable Loss (dB)	Antenna Factor (dB/m)	Receiver Reading (dBuV)	Limit (dBuV/m)	Margin (dB)	Antenna Pol. (H/V)
17985.7	54.1	-25.5	46.66	32.94	74	19.9	H
17996.2	53.99	-25.5	46.66	32.83	74	20.01	V
14212.7	49.82	-28.99	42	36.8	68.3	18.48	V
14259.5	49.8	-28.42	42.34	35.88	68.3	18.5	V
5352.7	53.42	-27.43	34.01	46.84	74	20.58	H
5351	53.27	-27.43	34.01	46.69	74	20.73	H

Channel 100

Frequency (MHz)	Measurement Result (dBuV/m)	Cable Loss (dB)	Antenna Factor (dB/m)	Receiver Reading (dBuV)	Limit (dBuV/m)	Margin (dB)	Antenna Pol. (H/V)
17987.3	54.91	-25.5	46.66	33.75	74	19.09	H
17991.8	54.03	-25.5	46.66	32.87	74	19.97	H
14181.9	50.55	-28.99	42	37.53	68.3	17.75	H
14340.9	49.99	-28.42	42.34	36.07	68.3	18.31	H
5455.7	51.15	-27.18	34.17	44.16	74	22.85	H
5466.9	52.64	-27.18	34.17	45.65	68.3	15.66	H

Channel 120

Frequency (MHz)	Measurement Result (dBuV/m)	Cable Loss (dB)	Antenna Factor (dB/m)	Receiver Reading (dBuV)	Limit (dBuV/m)	Margin (dB)	Antenna Pol. (H/V)
17976.3	54.41	-25.5	46.66	33.25	74	19.59	H
17962	54.05	-25.5	46.66	32.89	74	19.95	V
14386.5	50.52	-28.42	42.34	36.6	68.3	17.78	V
14415.6	50.38	-28.59	42.46	36.51	68.3	17.92	H
10638.2	47.17	-32.76	38.38	41.55	74	26.83	V
11183.3	46.86	-32.6	38.75	40.72	74	27.14	V

Channel 140

Frequency (MHz)	Measurement Result (dBuV/m)	Cable Loss (dB)	Antenna Factor (dB/m)	Receiver Reading (dBuV)	Limit (dBuV/m)	Margin (dB)	Antenna Pol. (H/V)
17972	54.36	-25.5	46.66	33.2	74	19.64	V
17989	53.94	-25.5	46.66	32.78	74	20.06	V
14229.2	50.18	-28.99	42	37.16	68.3	18.12	V
14126.9	50.02	-28.99	42	37	68.3	18.28	H
5725.9	58.51	-27.07	34.31	51.27	68.3	9.79	H
5725.8	57.83	-27.07	34.31	50.59	68.3	10.47	H

Channel 144

Frequency (MHz)	Measurement Result (dBuV/m)	Cable Loss (dB)	Antenna Factor (dB/m)	Receiver Reading (dBuV)	Limit (dBuV/m)	Margin (dB)	Antenna Pol. (H/V)
17978.5	53.99	-25.5	46.66	32.83	74	20.01	H
17963.7	53.69	-25.5	46.66	32.53	74	20.31	H
13750.7	49.51	-29.1	40.86	37.74	68.3	18.79	V
14120.3	49.47	-28.99	42	36.45	68.3	18.83	V
10583.8	46.43	-32.76	38.38	40.81	68.3	21.87	V
11827.9	46.23	-31.85	39.05	39.03	74	27.77	H

802.11n-HT40

Channel 38

Frequency (MHz)	Measurement Result (dBuV/m)	Cable Loss (dB)	Antenna Factor (dB/m)	Receiver Reading (dBuV)	Limit (dBuV/m)	Margin (dB)	Antenna Pol. (H/V)
17965.9	54.24	-25.5	46.66	33.08	74	19.76	H
17978	53.93	-25.5	46.66	32.77	74	20.07	H
14474	50.09	-28.59	42.46	36.22	74	23.91	H
14057	50.03	-29.44	41.66	37.81	68.3	18.27	V
5149.3	55.25	-27.61	33.67	49.19	74	18.75	H
5145.8	54.49	-27.61	33.67	48.43	74	19.51	H

Channel 46

Frequency (MHz)	Measurement Result (dBuV/m)	Cable Loss (dB)	Antenna Factor (dB/m)	Receiver Reading (dBuV)	Limit (dBuV/m)	Margin (dB)	Antenna Pol. (H/V)
17997.2	55	-25.5	46.66	33.84	74	19	H
17959.8	54.08	-25.5	46.66	32.92	74	19.92	V
14511.9	50.12	-28.59	42.46	36.25	68.3	18.18	V
14679.6	49.95	-27.29	41.9	35.34	68.3	18.35	V
11827.9	46.77	-31.85	39.05	39.57	74	27.23	H
9200.5	46.72	-33.73	38.02	42.43	68.3	21.58	V

Channel 54

Frequency (MHz)	Measurement Result (dBuV/m)	Cable Loss (dB)	Antenna Factor (dB/m)	Receiver Reading (dBuV)	Limit (dBuV/m)	Margin (dB)	Antenna Pol. (H/V)
17903.2	54	-25.5	46.66	32.84	74	20	V
17989.5	54	-25.5	46.66	32.84	74	20	H
14500.9	50.11	-28.59	42.46	36.24	68.3	18.19	H
14155	49.99	-28.99	42	36.97	68.3	18.31	H
11058.5	47.36	-32.49	38.72	41.12	74	26.64	V
10558	47.27	-32.99	38.27	41.98	68.3	21.03	V

Channel 62

Frequency (MHz)	Measurement Result (dBuV/m)	Cable Loss (dB)	Antenna Factor (dB/m)	Receiver Reading (dBuV)	Limit (dBuV/m)	Margin (dB)	Antenna Pol. (H/V)
17869.7	54.6	-25.5	46.66	33.44	74	19.4	V
17985.7	53.67	-25.5	46.66	32.51	74	20.33	V
13994.4	50.11	-29.44	41.66	37.89	68.3	18.19	V
14283.1	50.05	-28.42	42.34	36.13	68.3	18.25	H
5351.9	57.02	-27.43	34.01	50.44	74	16.98	H
5353.4	56.99	-27.43	34.01	50.41	74	17.01	H

Channel 102

Frequency (MHz)	Measurement Result (dBuV/m)	Cable Loss (dB)	Antenna Factor (dB/m)	Receiver Reading (dBuV)	Limit (dBuV/m)	Margin (dB)	Antenna Pol. (H/V)
17992.3	54.08	-25.5	46.66	32.92	74	19.92	V
17942.8	54.03	-25.5	46.66	32.87	74	19.97	V
14331.5	50.57	-28.42	42.34	36.65	68.3	17.73	V
14371.6	50.47	-28.42	42.34	36.55	68.3	17.83	H
5458.5	58.13	-27.18	34.17	51.14	74	15.87	H
5469.4	60.01	-27.18	34.17	53.02	68.3	8.29	H

Channel 118

Frequency (MHz)	Measurement Result (dBuV/m)	Cable Loss (dB)	Antenna Factor (dB/m)	Receiver Reading (dBuV)	Limit (dBuV/m)	Margin (dB)	Antenna Pol. (H/V)
17984	55.02	-25.5	46.66	33.86	74	18.98	V
17978.5	54.85	-25.5	46.66	33.69	74	19.15	V
14120.3	50.71	-28.99	42	37.69	68.3	17.59	H
14168.7	50.28	-28.99	42	37.26	68.3	18.02	H
10780.1	46.99	-32.77	38.49	41.27	74	27.01	H
11912.6	46.73	-31.85	39.05	39.53	74	27.27	V

Channel 134

Frequency (MHz)	Measurement Result (dBuV/m)	Cable Loss (dB)	Antenna Factor (dB/m)	Receiver Reading (dBuV)	Limit (dBuV/m)	Margin (dB)	Antenna Pol. (H/V)
17998.9	54.42	-25.5	46.66	33.26	74	19.58	V
17879.5	54.11	-25.5	46.66	32.95	74	19.89	H
14300.7	50.37	-28.42	42.34	36.45	68.3	17.93	H
14093.9	50.04	-29.44	41.66	37.82	68.3	18.26	V
5725.9	57.9	-27.07	34.31	50.66	68.3	10.4	H
5725.1	57.58	-27.07	34.31	50.34	68.3	10.72	H

Channel 142

Frequency (MHz)	Measurement Result (dBuV/m)	Cable Loss (dB)	Antenna Factor (dB/m)	Receiver Reading (dBuV)	Limit (dBuV/m)	Margin (dB)	Antenna Pol. (H/V)
17973.6	53.66	-25.5	46.66	32.5	74	20.34	V
17984	53.54	-25.5	46.66	32.38	74	20.46	H
14548.8	50.07	-27.29	41.9	35.46	68.3	18.23	H
14390.9	49.68	-28.42	42.34	35.76	68.3	18.62	H
11912.6	46.9	-31.85	39.05	39.7	74	27.1	V
11206.4	46.89	-32.6	38.75	40.75	74	27.11	V

802.11ac-HT20
Channel 36

Frequency (MHz)	Measurement Result (dBuV/m)	Cable Loss (dB)	Antenna Factor (dB/m)	Receiver Reading (dBuV)	Limit (dBuV/m)	Margin (dB)	Antenna Pol. (H/V)
17884	54.71	-25.5	46.66	33.55	74	19.29	H
17974.2	54.41	-25.5	46.66	33.25	74	19.59	V
14288	50.59	-28.42	42.34	36.67	68.3	17.71	V
14272.6	50.05	-28.42	42.34	36.13	68.3	18.25	H
5135.9	52.57	-27.61	33.67	46.51	74	21.43	H
5139	52.17	-27.61	33.67	46.11	74	21.83	H

Channel 40

Frequency (MHz)	Measurement Result (dBuV/m)	Cable Loss (dB)	Antenna Factor (dB/m)	Receiver Reading (dBuV)	Limit (dBuV/m)	Margin (dB)	Antenna Pol. (H/V)
17879	53.98	-25.5	46.66	32.82	74	20.02	V
17906.5	53.7	-25.5	46.66	32.54	74	20.3	H
14096.6	49.76	-29.44	41.66	37.54	68.3	18.54	H
14654.4	49.74	-27.29	41.9	35.13	68.3	18.56	V
11813	46.49	-31.85	39.05	39.29	74	27.51	V
11847.7	46.4	-31.85	39.05	39.2	74	27.6	V

Channel 48

Frequency (MHz)	Measurement Result (dBuV/m)	Cable Loss (dB)	Antenna Factor (dB/m)	Receiver Reading (dBuV)	Limit (dBuV/m)	Margin (dB)	Antenna Pol. (H/V)
17976.3	54.83	-25.5	46.66	33.67	74	19.17	V
17991.2	53.77	-25.5	46.66	32.61	74	20.23	V
14075.2	50.14	-29.44	41.66	37.92	68.3	18.16	V
14310.6	49.89	-28.42	42.34	35.97	68.3	18.41	V
11962.1	47.33	-31.48	39.09	39.72	74	26.67	V
11932.4	46.34	-31.48	39.09	38.73	74	27.66	V

Channel 52

Frequency (MHz)	Measurement Result (dBuV/m)	Cable Loss (dB)	Antenna Factor (dB/m)	Receiver Reading (dBuV)	Limit (dBuV/m)	Margin (dB)	Antenna Pol. (H/V)
17955.5	54.63	-25.5	46.66	33.47	74	19.37	H
17961	54.21	-25.5	46.66	33.05	74	19.79	H
14515.2	50.97	-28.59	42.46	37.1	68.3	17.33	H
14409	50.57	-28.59	42.46	36.7	68.3	17.73	V
7022.6	46.96	-35.24	36.14	46.05	68.3	21.34	V
9387.5	46.72	-32.95	37.91	41.75	74	27.28	H

Channel 56

Frequency (MHz)	Measurement Result (dBuV/m)	Cable Loss (dB)	Antenna Factor (dB/m)	Receiver Reading (dBuV)	Limit (dBuV/m)	Margin (dB)	Antenna Pol. (H/V)
17992.8	54.17	-25.5	46.66	33.01	74	19.83	H
17962	54.02	-25.5	46.66	32.86	74	19.98	V
13966.9	50.33	-29.51	41.3	38.54	68.3	17.97	H
14405.2	50.29	-28.59	42.46	36.42	68.3	18.01	V
10759.2	46.75	-32.77	38.49	41.03	74	27.25	V
11510.5	46.48	-32.26	38.84	39.91	74	27.52	V

Channel 64

Frequency (MHz)	Measurement Result (dBuV/m)	Cable Loss (dB)	Antenna Factor (dB/m)	Receiver Reading (dBuV)	Limit (dBuV/m)	Margin (dB)	Antenna Pol. (H/V)
17948.8	55.03	-25.5	46.66	33.87	74	18.97	H
17952.7	54.1	-25.5	46.66	32.94	74	19.9	H
14513.5	50.5	-28.59	42.46	36.63	68.3	17.8	V
14009.2	49.95	-29.44	41.66	37.73	68.3	18.35	H
5350.4	56.89	-27.43	34.01	50.31	74	17.11	H
5350.1	54.33	-27.43	34.01	47.75	74	19.67	H

Channel 100

Frequency (MHz)	Measurement Result (dBuV/m)	Cable Loss (dB)	Antenna Factor (dB/m)	Receiver Reading (dBuV)	Limit (dBuV/m)	Margin (dB)	Antenna Pol. (H/V)
17989.5	54.45	-25.5	46.66	33.29	74	19.55	H
17958.8	54.21	-25.5	46.66	33.05	74	19.79	H
14407.4	49.9	-28.59	42.46	36.03	68.3	18.4	V
14018.5	49.86	-29.44	41.66	37.64	68.3	18.44	H
5458.9	51.65	-27.18	34.17	44.66	74	22.35	H
5469.4	52.26	-27.18	34.17	45.27	68.3	16.04	H

Channel 120

Frequency (MHz)	Measurement Result (dBuV/m)	Cable Loss (dB)	Antenna Factor (dB/m)	Receiver Reading (dBuV)	Limit (dBuV/m)	Margin (dB)	Antenna Pol. (H/V)
17973.6	54.41	-25.5	46.66	33.25	74	19.59	H
17897.7	54.27	-25.5	46.66	33.11	74	19.73	H
14361.8	50.25	-28.42	42.34	36.33	68.3	18.05	V
14399.7	49.74	-28.59	42.46	35.87	68.3	18.56	V
11782.8	47.05	-31.99	38.98	40.06	74	26.95	H
11828.5	46.28	-31.85	39.05	39.08	74	27.72	V

Channel 140

Frequency (MHz)	Measurement Result (dBuV/m)	Cable Loss (dB)	Antenna Factor (dB/m)	Receiver Reading (dBuV)	Limit (dBuV/m)	Margin (dB)	Antenna Pol. (H/V)
17978.5	54.03	-25.5	46.66	32.87	74	19.97	V
17901	53.72	-25.5	46.66	32.56	74	20.28	V
14282.5	50.83	-28.42	42.34	36.91	68.3	17.47	H
14254	49.44	-28.42	42.34	35.52	68.3	18.86	H
5728.1	58.59	-27.07	34.31	51.35	68.3	9.71	H
5725	56.54	-27.07	34.31	49.3	68.3	11.76	H

Channel 144

Frequency (MHz)	Measurement Result (dBuV/m)	Cable Loss (dB)	Antenna Factor (dB/m)	Receiver Reading (dBuV)	Limit (dBuV/m)	Margin (dB)	Antenna Pol. (H/V)
17987.9	54.91	-25.5	46.66	33.75	74	19.09	V
17980.8	54.22	-25.5	46.66	33.06	74	19.78	V
14095	49.69	-29.44	41.66	37.47	68.3	18.61	H
13954.8	49.51	-29.51	41.3	37.72	68.3	18.79	H
11892.8	46.4	-31.85	39.05	39.2	74	27.6	H
10592.6	46.11	-32.76	38.38	40.49	68.3	22.19	V

802.11ac-HT40
Channel 38

Frequency (MHz)	Measurement Result (dBuV/m)	Cable Loss (dB)	Antenna Factor (dB/m)	Receiver Reading (dBuV)	Limit (dBuV/m)	Margin (dB)	Antenna Pol. (H/V)
17985.2	54.61	-25.5	46.66	33.45	74	19.39	H
17967.5	54.05	-25.5	46.66	32.89	74	19.95	V
14369.5	50.58	-28.42	42.34	36.66	68.3	17.72	V
14312.2	50.49	-28.42	42.34	36.57	68.3	17.81	V
5149.2	54.01	-27.61	33.67	47.95	74	19.99	H
5149.1	53.82	-27.61	33.67	47.76	74	20.18	H

Channel 46

Frequency (MHz)	Measurement Result (dBuV/m)	Cable Loss (dB)	Antenna Factor (dB/m)	Receiver Reading (dBuV)	Limit (dBuV/m)	Margin (dB)	Antenna Pol. (H/V)
17952.7	54.19	-25.5	46.66	33.03	74	19.81	H
17988.5	53.78	-25.5	46.66	32.62	74	20.22	V
14507	50.06	-28.59	42.46	36.19	68.3	18.24	H
14075.8	49.97	-29.44	41.66	37.75	68.3	18.33	V
11831.2	47.2	-31.85	39.05	40	74	26.8	V
11721.2	46.38	-31.99	38.98	39.39	74	27.62	V

Channel 54

Frequency (MHz)	Measurement Result (dBuV/m)	Cable Loss (dB)	Antenna Factor (dB/m)	Receiver Reading (dBuV)	Limit (dBuV/m)	Margin (dB)	Antenna Pol. (H/V)
17993.4	55.33	-25.5	46.66	34.17	74	18.67	H
17976.9	54.27	-25.5	46.66	33.11	74	19.73	V
14674.7	50.41	-27.29	41.9	35.8	68.3	17.89	H
14381	50.2	-28.42	42.34	36.28	68.3	18.1	H
10956.1	47.11	-32.82	38.7	41.23	74	26.89	V
11897.2	47.07	-31.85	39.05	39.87	74	26.93	V

Channel 62

Frequency (MHz)	Measurement Result (dBuV/m)	Cable Loss (dB)	Antenna Factor (dB/m)	Receiver Reading (dBuV)	Limit (dBuV/m)	Margin (dB)	Antenna Pol. (H/V)
17976.3	55.82	-25.5	46.66	34.66	74	18.18	H
17860.8	54.46	-25.5	46.66	33.3	74	19.54	H
14491.5	50.52	-28.59	42.46	36.65	74	23.48	H
14315	50.2	-28.42	42.34	36.28	68.3	18.1	V
5351.2	56.87	-27.43	34.01	50.29	74	17.13	H
5356.6	54.95	-27.43	34.01	48.37	74	19.05	H

Channel 102

Frequency (MHz)	Measurement Result (dBuV/m)	Cable Loss (dB)	Antenna Factor (dB/m)	Receiver Reading (dBuV)	Limit (dBuV/m)	Margin (dB)	Antenna Pol. (H/V)
17982.4	54.26	-25.5	46.66	33.1	74	19.74	H
17992.8	54.26	-25.5	46.66	33.1	74	19.74	V
14161.5	50.71	-28.99	42	37.69	68.3	17.59	H
14148.4	50.11	-28.99	42	37.09	68.3	18.19	V
5454.9	51.91	-27.18	34.17	44.92	74	22.09	H
5469.6	57.68	-27.18	34.17	50.69	68.3	10.62	H

Channel 118

Frequency (MHz)	Measurement Result (dBuV/m)	Cable Loss (dB)	Antenna Factor (dB/m)	Receiver Reading (dBuV)	Limit (dBuV/m)	Margin (dB)	Antenna Pol. (H/V)
17986.2	53.92	-25.5	46.66	32.76	74	20.08	V
17994.5	53.89	-25.5	46.66	32.73	74	20.11	H
14139.5	50.03	-28.99	42	37.01	68.3	18.27	H
14422.2	50	-28.59	42.46	36.13	68.3	18.3	H
11904.4	46.92	-31.85	39.05	39.72	74	27.08	V
10832.4	46.28	-32.33	38.59	40.02	74	27.72	H

Channel 134

Frequency (MHz)	Measurement Result (dBuV/m)	Cable Loss (dB)	Antenna Factor (dB/m)	Receiver Reading (dBuV)	Limit (dBuV/m)	Margin (dB)	Antenna Pol. (H/V)
17955.5	54.12	-25.5	46.66	32.96	74	19.88	V
17977.5	53.79	-25.5	46.66	32.63	74	20.21	H
14472.3	50.04	-28.59	42.46	36.17	74	23.96	V
14377.7	49.85	-28.42	42.34	35.93	68.3	18.45	V
5801.5	52.72	-27.07	34.33	45.46	68.3	15.58	H
5751.5	52.29	-27.07	34.31	45.05	68.3	16.01	H

Channel 142

Frequency (MHz)	Measurement Result (dBuV/m)	Cable Loss (dB)	Antenna Factor (dB/m)	Receiver Reading (dBuV)	Limit (dBuV/m)	Margin (dB)	Antenna Pol. (H/V)
17952.2	53.77	-25.5	46.66	32.61	74	20.23	V
17967.5	53.56	-25.5	46.66	32.4	74	20.44	H
14088.4	50.59	-29.44	41.66	38.37	68.3	17.71	V
14317.2	49.95	-28.42	42.34	36.03	68.3	18.35	V
11406.6	46.37	-32.42	38.79	40	74	27.63	H
10956.1	46.14	-32.82	38.7	40.26	74	27.86	V

802.11ac-HT80

Channel 42

Frequency (MHz)	Measurement Result (dBuV/m)	Cable Loss (dB)	Antenna Factor (dB/m)	Receiver Reading (dBuV)	Limit (dBuV/m)	Margin (dB)	Antenna Pol. (H/V)
17952.2	53.77	-25.5	46.66	32.61	74	20.23	V
17967.5	53.56	-25.5	46.66	32.4	74	20.44	H
14088.4	50.59	-29.44	41.66	38.37	68.3	17.71	V
14317.2	49.95	-28.42	42.34	36.03	68.3	18.35	V
11406.6	46.37	-32.42	38.79	40	74	27.63	H
10956.1	46.14	-32.82	38.7	40.26	74	27.86	V

Channel 58

Frequency (MHz)	Measurement Result (dBuV/m)	Cable Loss (dB)	Antenna Factor (dB/m)	Receiver Reading (dBuV)	Limit (dBuV/m)	Margin (dB)	Antenna Pol. (H/V)
17957.1	55.04	-25.5	46.66	33.88	74	18.96	V
17876.2	54.68	-25.5	46.66	33.52	74	19.32	H
14392	50.46	-28.42	42.34	36.54	68.3	17.84	H
14425	49.99	-28.59	42.46	36.12	68.3	18.31	V
5354.4	57.03	-27.43	34.01	50.45	74	16.97	H
5353.7	56.99	-27.43	34.01	50.41	74	17.01	H

Channel 106

Frequency (MHz)	Measurement Result (dBuV/m)	Cable Loss (dB)	Antenna Factor (dB/m)	Receiver Reading (dBuV)	Limit (dBuV/m)	Margin (dB)	Antenna Pol. (H/V)
17921.9	54.07	-25.5	46.66	32.91	74	19.93	V
17789.3	54.01	-25.5	46.66	32.85	74	19.99	H
14393.1	50.11	-28.59	42.46	36.24	68.3	18.19	V
14434.4	49.79	-28.59	42.46	35.92	68.3	18.51	H
5458.8	57.59	-27.18	34.17	50.6	74	16.41	H
5463.4	59.84	-27.18	34.17	52.85	68.3	8.46	H

Channel 122

Frequency (MHz)	Measurement Result (dBuV/m)	Cable Loss (dB)	Antenna Factor (dB/m)	Receiver Reading (dBuV)	Limit (dBuV/m)	Margin (dB)	Antenna Pol. (H/V)
17979.1	53.68	-25.5	46.66	32.52	74	20.32	H
17971.4	53.54	-25.5	46.66	32.38	74	20.46	V
14349.6	50.4	-28.42	42.34	36.48	68.3	17.9	V
14423.4	50.22	-28.59	42.46	36.35	68.3	18.08	V
5771.4	52.19	-27.07	34.33	44.93	68.3	16.11	H
5792.4	52.16	-27.07	34.33	44.9	68.3	16.14	H

Channel 138

Frequency (MHz)	Measurement Result (dBuV/m)	Cable Loss (dB)	Antenna Factor (dB/m)	Receiver Reading (dBuV)	Limit (dBuV/m)	Margin (dB)	Antenna Pol. (H/V)
17358.7	53.15	-25.95	44.35	34.74	68.3	15.15	V
17385.1	53.11	-25.95	44.35	34.7	68.3	15.19	V
14480.5	50.32	-28.59	42.46	36.45	74	23.68	H
14477.8	50.27	-28.59	42.46	36.4	74	23.73	V
11911.5	46.45	-31.85	39.05	39.25	74	27.55	H
9022.4	46.29	-33.76	38.13	41.92	74	27.71	V

A.7. AC Powerline Conducted Emission (150kHz- 30MHz)

Method of Measurement: See ANSI C63.10-2013-clause 6.2

- 1 The one EUT cable configuration and arrangement and mode of operation that produced the emission with the highest amplitude relative to the limit is selected for the final measurement, while applying the appropriate modulating signal to the EUT.
- 2 If the EUT is relocated from an exploratory test site to a final test site, the highest emissions shall be remaximized at the final test location before final ac power-line conducted emission measurements are performed.
- 3 The final test on all current-carrying conductors of all of the power cords to the equipment that comprises the EUT (but not the cords associated with other non-EUT equipment in the system) is then performed for the full frequency range for which the EUT is being tested for compliance without further variation of the EUT arrangement, cable positions, or EUT mode of operation.
- 4 If the EUT is comprised of equipment units that have their own separate ac power connections, e.g., floor-standing equipment with independent power cords for each shelf that are able to connect directly to the ac power network, each current-carrying conductor of one unit is measured while the other units are connected to a second (or more) LISN(s). All units shall be separately measured. If a power strip is provided by the manufacturer, to supply all of the units making up the EUT, only the conductors in the power cord of the power strip shall be measured.
- 5 If the EUT uses a detachable antenna, these measurements shall be made with a suitable dummy load connected to the antenna output terminals; otherwise, the tests shall be made with the antenna connected and, if adjustable, fully extended. When measuring the ac conducted emissions from a device that operates between 150 kHz and 30 MHz a non-detachable antenna may be replaced with a dummy load for the measurements within the fundamental emission band of the transmitter, but only for those measurements.³⁶ Record the six highest EUT emissions relative to the limit of each of the current-carrying conductors of the power cords of the equipment that comprises the EUT over the frequency range specified by the procuring or regulatory agency. Diagram or photograph the test setup that was used. See Clause 8 for full reporting requirements.

Test Condition:

Voltage (V)	Frequency (Hz)
120	60

Measurement uncertainty:

Expanded measurement uncertainty for this test item is $U = 3.08\text{dB}$, $k=2$.

Measurement Result and limit:

WLAN (Quasi-peak Limit)

Frequency range (MHz)	Quasi-peak Limit (dB μ V)	Result (dB μ V)		Conclusion
		With charger		
		802.11a	Idle	
0.15 to 0.5	66 to 56	Fig.58	Fig.59	P
0.5 to 5	56			
5 to 30	60			

NOTE: The limit decreases linearly with the logarithm of the frequency in the range 0.15 MHz to 0.5 MHz.

WLAN (Average Limit)

Frequency range (MHz)	Average Limit (dB μ V)	Result (dB μ V)		Conclusion
		With charger		
		802.11a	Idle	
0.15 to 0.5	67 56 to 46	Fig.58	Fig.59	P
0.5 to 5	46			
5 to 30	50			

NOTE: The limit decreases linearly with the logarithm of the frequency in the range 0.15 MHz to 0.5 MHz.

Conclusion: PASS
Test graphs as below:

Traffic:

Result for Traffic:

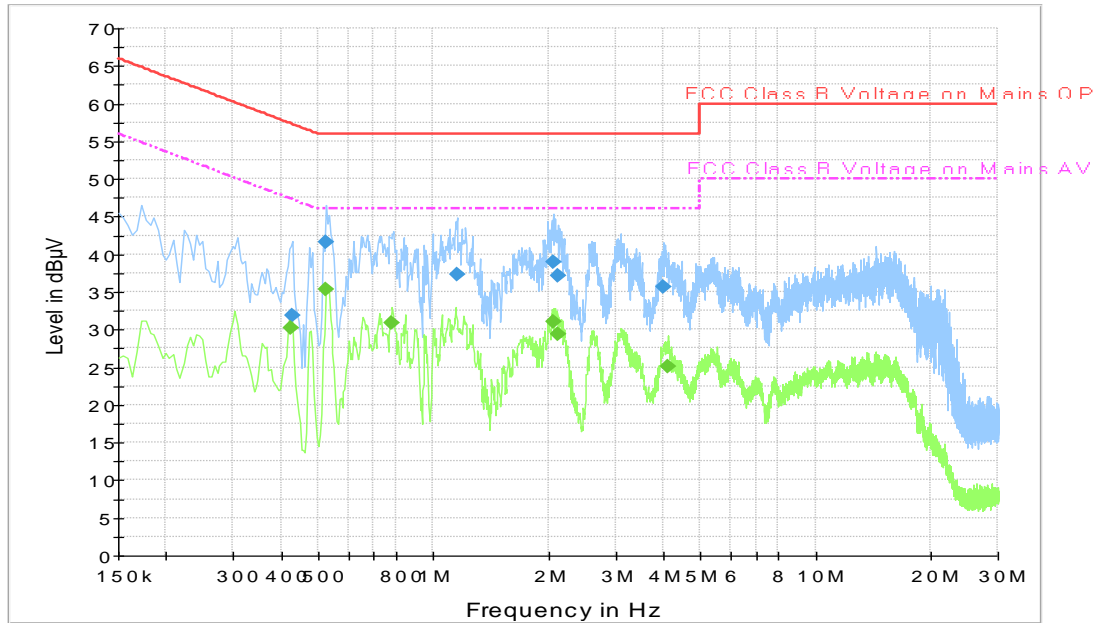


Fig.58 AC Powerline Conducted Emission-802.11a

Note: The graphic result above is the maximum of the measurements for both phase line and neutral line.

Final Result 1

Frequency (MHz)	QuasiPeak (dBµV)	Meas. Time (ms)	Bandwidth (kHz)	Line	Corr. (dB)	Margin (dB)	Limit (dBµV)
0.429000	31.9	1000.	9.000	L1	19.6	25.3	57.3
0.523500	41.6	1000.	9.000	L1	19.6	14.4	56.0
1.153500	37.4	1000.	9.000	L1	19.6	18.6	56.0
2.058000	39.0	1000.	9.000	L1	19.5	17.0	56.0
2.125500	37.1	1000.	9.000	L1	19.5	18.9	56.0
3.984000	35.7	1000.	9.000	L1	19.7	20.3	56.0

Final Result 2

Frequency (MHz)	Average (dBµV)	Meas. Time (ms)	Bandwidth (kHz)	Line	Corr. (dB)	Margin (dB)	Limit (dBµV)
0.424500	30.2	1000.0	9.000	L1	19.6	17.2	47.4
0.523500	35.4	1000.0	9.000	L1	19.6	10.6	46.0
0.780000	30.8	1000.0	9.000	L1	19.6	15.2	46.0
2.058000	31.0	1000.0	9.000	L1	19.5	15.0	46.0
2.125500	29.4	1000.0	9.000	L1	19.5	16.6	46.0
4.123500	25.2	1000.0	9.000	L1	19.7	20.8	46.0

Note: The measurement results showed here are worst cases of the combinations of different chargers.

Result for Idle:

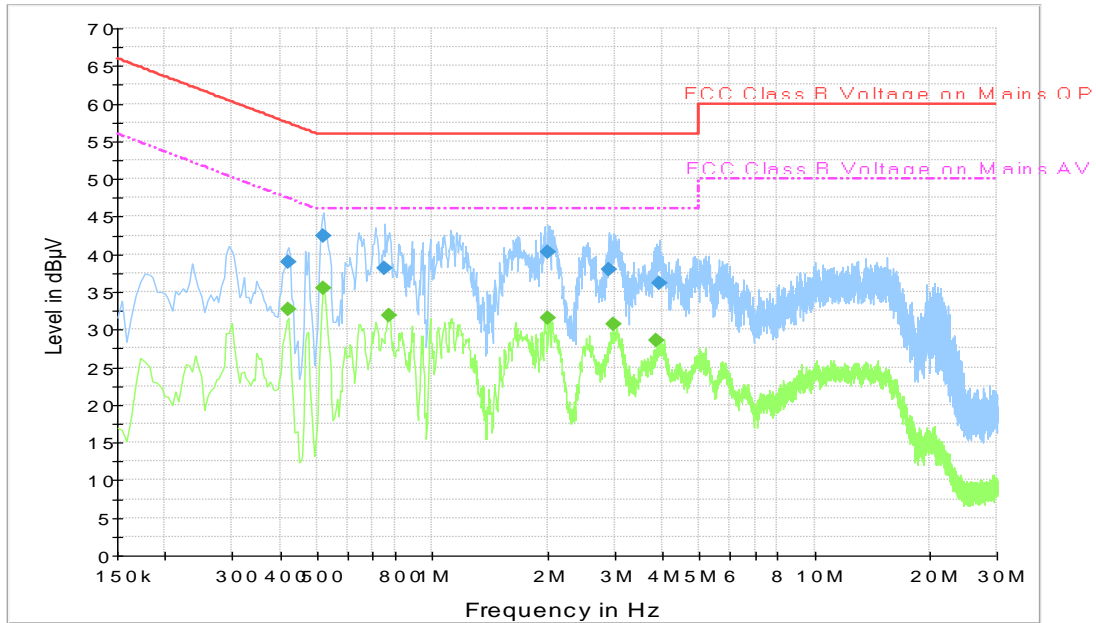


Fig.59 AC Powerline Conducted Emission-Idle

Note: The graphic result above is the maximum of the measurements for both phase line and neutral line.

Final Result 1

Frequency (MHz)	QuasiPeak (dBµV)	Meas. Time (ms)	Bandwidth (kHz)	Line	Corr. (dB)	Margin (dB)	Limit (dBµV)
0.420000	38.9	1000.	9.000	L1	19.6	18.6	57.4
0.519000	42.4	1000.	9.000	L1	19.6	13.6	56.0
0.753000	38.1	1000.	9.000	L1	19.6	17.9	56.0
2.004000	40.3	1000.	9.000	L1	19.5	15.7	56.0
2.890500	37.9	1000.	9.000	L1	19.6	18.1	56.0
3.939000	36.1	1000.	9.000	L1	19.7	19.9	56.0

Final Result 2

Frequency (MHz)	Average (dBµV)	Meas. Time (ms)	Bandwidth (kHz)	Line	Corr. (dB)	Margin (dB)	Limit (dBµV)
0.420000	32.7	1000.0	9.000	L1	19.6	14.8	47.4
0.519000	35.5	1000.0	9.000	L1	19.6	10.5	46.0
0.771000	31.8	1000.0	9.000	L1	19.6	14.2	46.0
2.013000	31.5	1000.0	9.000	L1	19.5	14.5	46.0
2.989500	30.8	1000.0	9.000	L1	19.6	15.2	46.0
3.871500	28.6	1000.0	9.000	L1	19.7	17.4	46.0

Note2: The measurement results showed here are worst cases of the combinations of different chargers.

A.8. 99% Occupied bandwidth

Method of Measurement: See ANSI C63.10-2013-clause 12.4.2.

- a) The instrument center frequency is set to the nominal EUT channel center frequency. The frequency span for the spectrum analyzer shall be between 1.5 times and 5.0 times the OBW.
- b) The nominal IF filter bandwidth (3 dB RBW) shall be in the range of 1% to 5% of the OBW, and VBW shall be approximately three times the RBW, unless otherwise specified by the applicable requirement.
- c) Set the reference level of the instrument as required, keeping the signal from exceeding the maximum input mixer level for linear operation. In general, the peak of the spectral envelope shall be more than $[10 \log (OBW/RBW)]$ below the reference level. Specific guidance is given in 4.1.5.2.
- d) Step a) through step c) might require iteration to adjust within the specified range.
- e) Video averaging is not permitted. Where practical, a sample detection and single sweep mode shall be used. Otherwise, peak detection and max hold mode (until the trace stabilizes) shall be used.
- f) Use the 99% power bandwidth function of the instrument (if available) and report the measured bandwidth.
- g) If the instrument does not have a 99% power bandwidth function, then the trace data points are recovered and directly summed in linear power terms. The recovered amplitude data points, beginning at the lowest frequency, are placed in a running sum until 0.5% of the total is reached; that frequency is recorded as the lower frequency. The process is repeated until 99.5% of the total is reached; that frequency is recorded as the upper frequency. The 99% power bandwidth is the difference between these two frequencies.
- h) The occupied bandwidth shall be reported by providing plot(s) of the measuring instrument display; the plot axes and the scale units per division shall be clearly labeled. Tabular data may be reported in addition to the plot(s).

Measurement Uncertainty:

Measurement Uncertainty	60.80Hz
-------------------------	---------

Measurement Result:

Mode	Frequency	99% Occupied bandwidth (MHz)		conclusion
802.11a	5180 MHz	Fig.60	17.19	P
	5200 MHz	Fig.61	17.23	P
	5240 MHz	Fig.62	17.26	P
802.11n HT20	5180 MHz	Fig.63	17.90	P
	5200 MHz	Fig.64	17.88	P
	5240 MHz	Fig.65	17.89	P
802.11ac HT40	5190 MHz	Fig.66	36.15	P
	5230 MHz	Fig.67	36.15	P
802.11ac HT80	5210 MHz	Fig.68	75.21	P

Conclusion: PASS
Test graphs as below:



Fig.60 99% Occupied bandwidth (802.11a, 5180MHz)

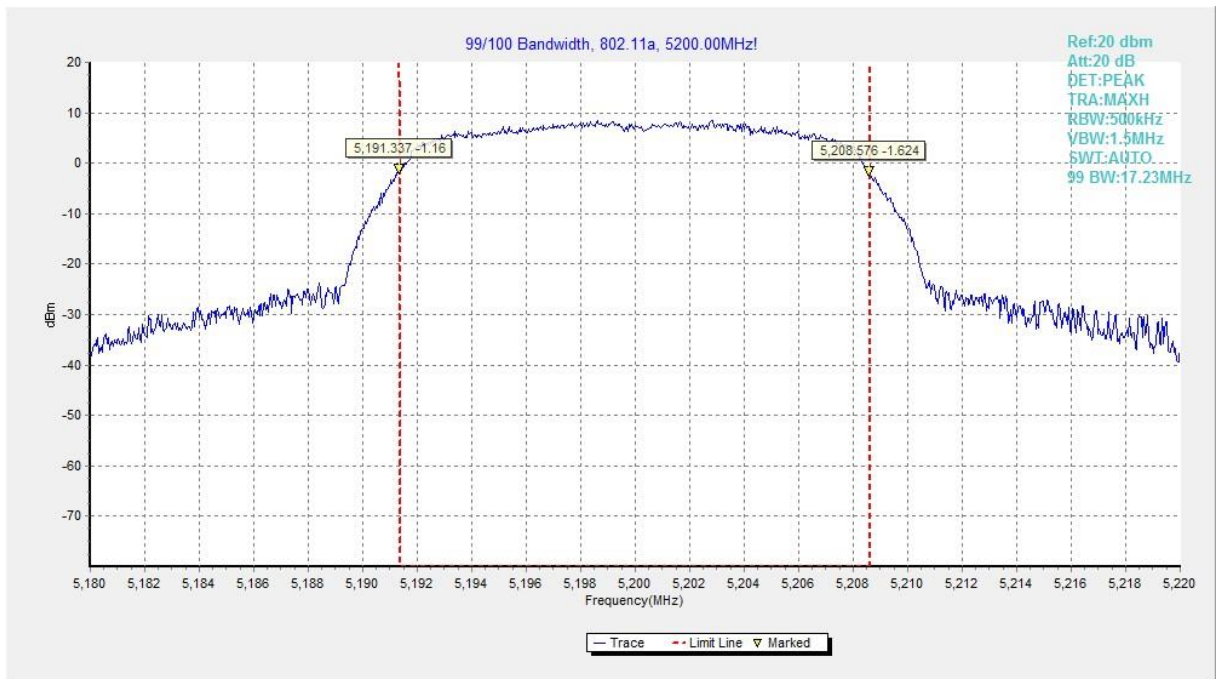


Fig.61 99% Occupied bandwidth (802.11a, 5200MHz)

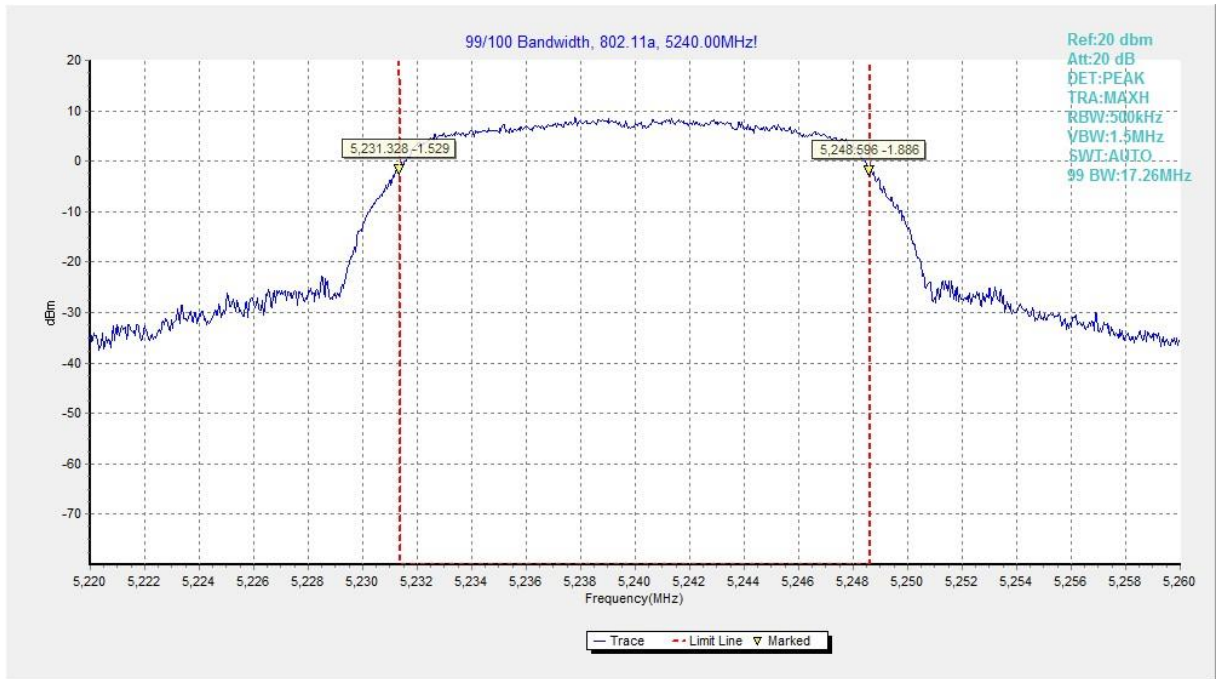


Fig.62 99% Occupied bandwidth (802.11a, 5240MHz)

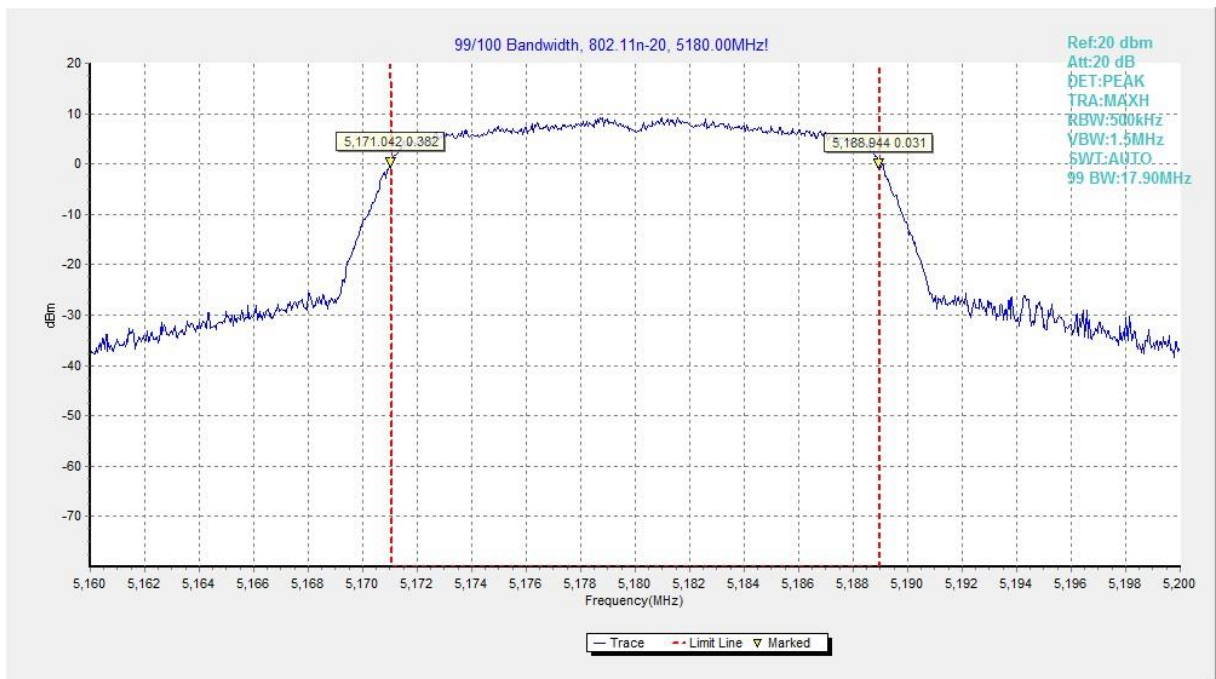


Fig.63 99% Occupied bandwidth (802.11n-HT20, 5180MHz)



Fig.64 99% Occupied bandwidth (802.11n-HT20, 5200MHz)

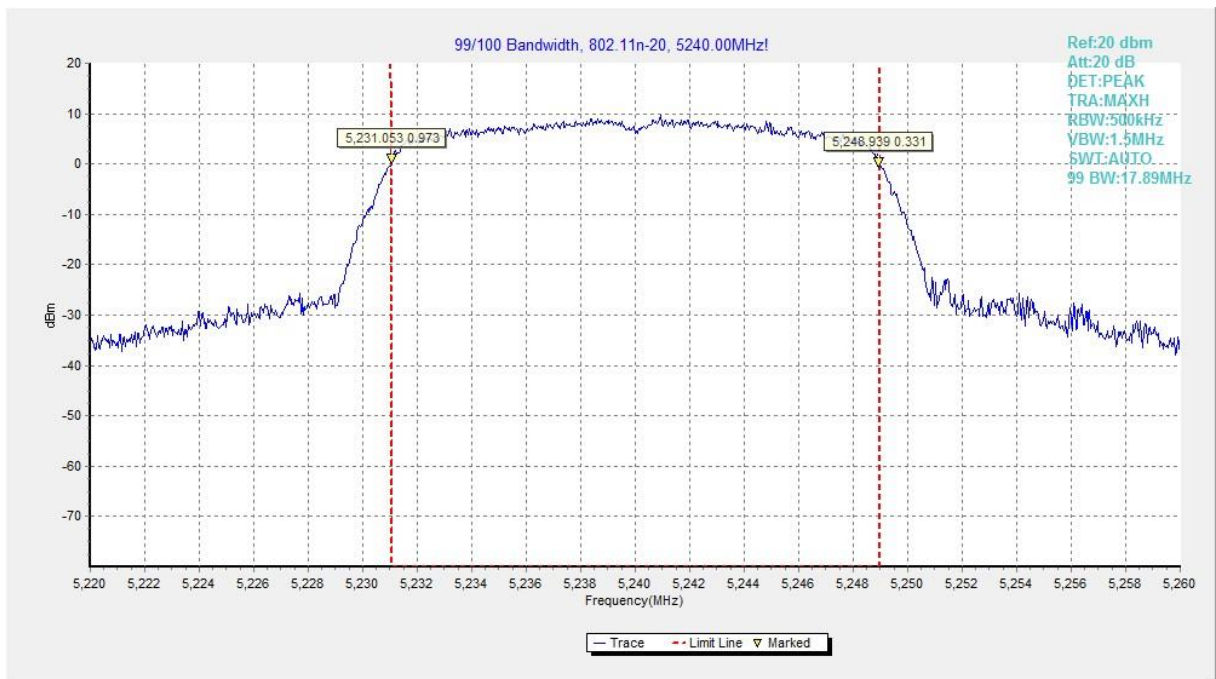


Fig.65 99% Occupied bandwidth (802.11n-HT20, 5240MHz)

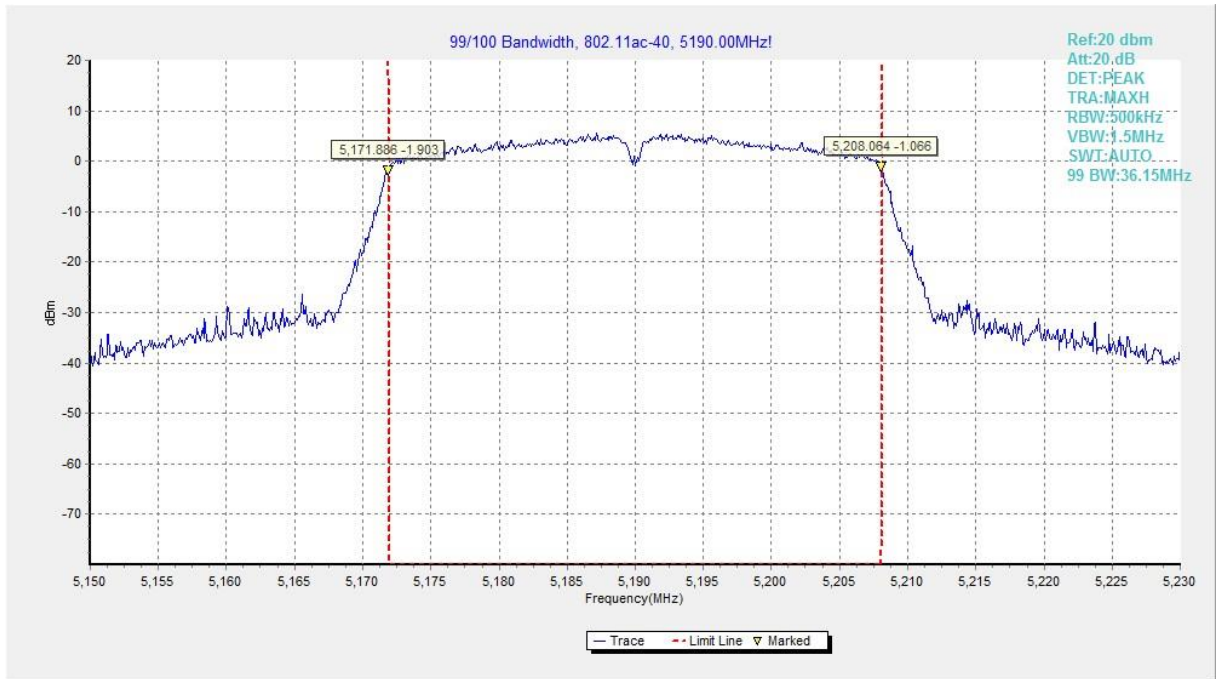


Fig.66 99% Occupied bandwidth (802.11ac-HT40, 5190MHz)

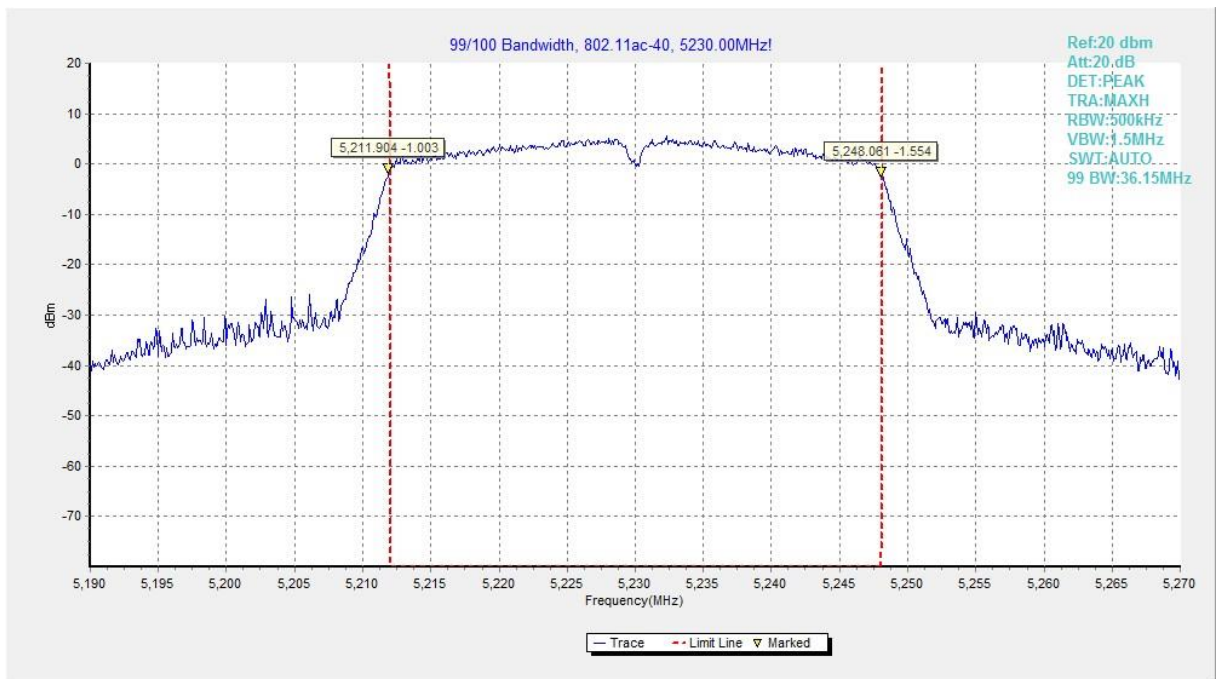


Fig.67 99% Occupied bandwidth (802.11ac-HT40, 5230MHz)

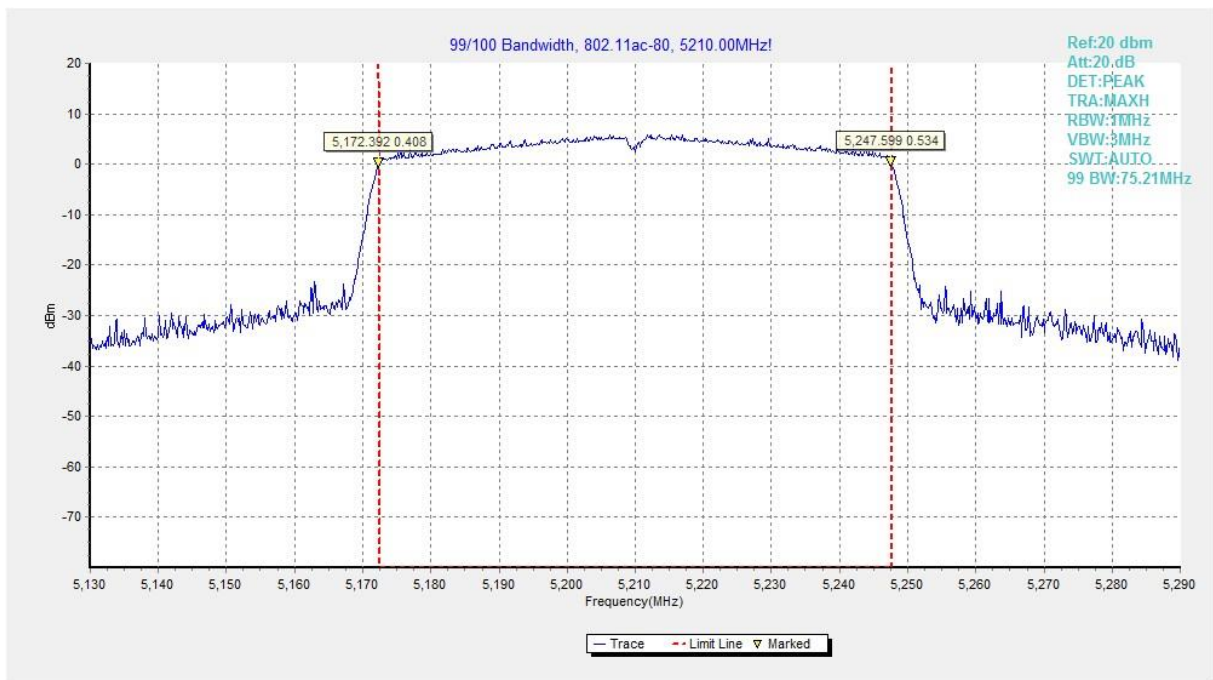


Fig.68 99% Occupied bandwidth (802.11ac-HT80, 5210MHz)




A.9. Power control

A Transmission Power Control mechanism is not required for systems with an e.i.r.p. of less than 27dBm (500 mW).

ANNEX B: EUT parameters

Disclaimer: The antenna gain provided by the client may affect the validity of the measurement results in this report, and the client shall bear the impact and consequences arising therefrom.

ANNEX C: Accreditation Certificate

<p>United States Department of Commerce National Institute of Standards and Technology</p>  	
<hr/> <h3>Certificate of Accreditation to ISO/IEC 17025:2017</h3> <hr/>	
<p>NVLAP LAB CODE: 600118-0</p>	
<p>Telecommunication Technology Labs, CAICT Beijing China</p>	
<p><i>is accredited by the National Voluntary Laboratory Accreditation Program for specific services, listed on the Scope of Accreditation, for:</i></p>	
<p>Electromagnetic Compatibility & Telecommunications</p>	
<p><i>This laboratory is accredited in accordance with the recognized International Standard ISO/IEC 17025:2017. This accreditation demonstrates technical competence for a defined scope and the operation of a laboratory quality management system (refer to joint ISO-ILAC-IAF Communique dated January 2009).</i></p>	
<hr/> <p>2020-09-29 through 2021-09-30 <i>Effective Dates</i></p>	 <hr/> <p><i>[Signature]</i> For the National Voluntary Laboratory Accreditation Program</p>

*** END OF REPORT BODY ***