

Channel 52

Frequency (MHz)	Measurement Result (dB μ V/m)	Cable loss (dB)	Antenna Factor (dB/m)	Receiver Reading (dB μ V)	Limit (dB μ V/m)	Margin (dB)	Antenna Pol. (H/V)
17998.9	42.3	-25.5	46.7	21.1	54	11.7	V
17987.3	42.2	-25.5	46.7	21	54	11.8	V
17994	42.2	-25.5	46.7	21	54	11.8	V
17996.7	42.2	-25.5	46.7	21	54	11.8	V
17997.2	42.2	-25.5	46.7	21	54	11.8	V
17970.3	42.1	-25.5	46.7	20.9	54	11.9	V

Channel 56

Frequency (MHz)	Measurement Result (dB μ V/m)	Cable loss (dB)	Antenna Factor (dB/m)	Receiver Reading (dB μ V)	Limit (dB μ V/m)	Margin (dB)	Antenna Pol. (H/V)
17976.3	42.4	-25.5	46.7	21.2	54	11.6	V
17971.4	42.3	-25.5	46.7	21.1	54	11.7	V
17975.2	42.3	-25.5	46.7	21.1	54	11.7	V
17979.1	42.3	-25.5	46.7	21.1	54	11.7	V
17989	42.3	-25.5	46.7	21.1	54	11.7	V
17985.2	42.2	-25.5	46.7	21	54	11.8	V

Channel 64

Frequency (MHz)	Measurement Result (dB μ V/m)	Cable loss (dB)	Antenna Factor (dB/m)	Receiver Reading (dB μ V)	Limit (dB μ V/m)	Margin (dB)	Antenna Pol. (H/V)
17985.7	42.4	-25.5	46.7	21.2	54	11.6	V
17941.7	42.3	-25.5	46.7	21.1	54	11.7	V
17969.8	42.3	-25.5	46.7	21.1	54	11.7	V
17970.8	42.2	-25.5	46.7	21.0	54	11.8	V
17996.2	42.2	-25.5	46.7	21.0	54	11.8	V
5350.5	41.2	-27.4	34.0	34.6	54	12.8	H

Channel 100

Frequency (MHz)	Measurement Result (dB μ V/m)	Cable loss (dB)	Antenna Factor (dB/m)	Receiver Reading (dB μ V)	Limit (dB μ V/m)	Margin (dB)	Antenna Pol. (H/V)
17975.8	42.2	-25.5	46.7	21	54	11.8	V
17956.5	42.1	-25.5	46.7	20.9	54	11.9	V
17958.8	42	-25.5	46.7	20.8	54	12	V
17968.1	42	-25.5	46.7	20.8	54	12	V
17973	42	-25.5	46.7	20.8	54	12	V
5457.3	41.4	-27.2	34.2	34.4	54	12.6	H

Channel 120

Frequency (MHz)	Measurement Result (dB μ V/m)	Cable loss (dB)	Antenna Factor (dB/m)	Receiver Reading (dB μ V)	Limit (dB μ V/m)	Margin (dB)	Antenna Pol. (H/V)
17977.5	42.2	-25.5	46.7	21	54	11.8	V
17981.8	42.2	-25.5	46.7	21	54	11.8	V
17991.8	42.2	-25.5	46.7	21	54	11.8	V
17990.1	42.1	-25.5	46.7	20.9	54	11.9	V
17993.4	42.1	-25.5	46.7	20.9	54	11.9	V
17985.2	42	-25.5	46.7	20.8	54	12	V

Channel 140

Frequency (MHz)	Measurement Result (dB μ V/m)	Cable loss (dB)	Antenna Factor (dB/m)	Receiver Reading (dB μ V)	Limit (dB μ V/m)	Margin (dB)	Antenna Pol. (H/V)
17980.8	42.2	-25.5	46.7	21	54	11.8	V
17976.9	42.1	-25.5	46.7	20.9	54	11.9	V
17994.5	42.1	-25.5	46.7	20.9	54	11.9	V
17974.2	42	-25.5	46.7	20.8	54	12	V
17986.8	42	-25.5	46.7	20.8	54	12	V
5725.2	47.7	-27.1	34.3	40.5	54	6.3	H

802.11n-HT40

Channel 38

Frequency (MHz)	Measurement Result (dB μ V/m)	Cable loss (dB)	Antenna Factor (dB/m)	Receiver Reading (dB μ V)	Limit (dB μ V/m)	Margin (dB)	Antenna Pol. (H/V)
17972.5	42.3	-25.5	46.7	21.1	54	11.7	V
17980.2	42.3	-25.5	46.7	21.1	54	11.7	V
17987.9	42.3	-25.5	46.7	21.1	54	11.7	V
17990.1	42.3	-25.5	46.7	21.1	54	11.7	V
17970.8	42.2	-25.5	46.7	21.0	54	11.8	V
17945.5	42.1	-25.5	46.7	20.9	54	11.9	V

Channel 46

Frequency (MHz)	Measurement Result (dB μ V/m)	Cable loss (dB)	Antenna Factor (dB/m)	Receiver Reading (dB μ V)	Limit (dB μ V/m)	Margin (dB)	Antenna Pol. (H/V)
17978.5	42.2	-25.5	46.7	21.0	54	11.8	V
17989.5	42.2	-25.5	46.7	21.0	54	11.8	V
17959.8	42.1	-25.5	46.7	20.9	54	11.9	V
17976.3	42.1	-25.5	46.7	20.9	54	11.9	V
17976.9	42.1	-25.5	46.7	20.9	54	11.9	V
17981.8	42.1	-25.5	46.7	20.9	54	11.9	V

Channel 54

Frequency (MHz)	Measurement Result (dB μ V/m)	Cable loss (dB)	Antenna Factor (dB/m)	Receiver Reading (dB μ V)	Limit (dB μ V/m)	Margin (dB)	Antenna Pol. (H/V)
17972.5	42.3	-25.5	46.7	21.1	54	11.7	V
17980.2	42.3	-25.5	46.7	21.1	54	11.7	V
17987.9	42.3	-25.5	46.7	21.1	54	11.7	V
17990.1	42.3	-25.5	46.7	21.1	54	11.7	V
17970.8	42.2	-25.5	46.7	21	54	11.8	V
17945.5	42.1	-25.5	46.7	20.9	54	11.9	V

Channel 62

Frequency (MHz)	Measurement Result (dB μ V/m)	Cable loss (dB)	Antenna Factor (dB/m)	Receiver Reading (dB μ V)	Limit (dB μ V/m)	Margin (dB)	Antenna Pol. (H/V)
5128.400	38.1	-23.3	34.3	27.18	54.0	15.9	H
5413.600	39.1	-22.4	34.4	27.15	54.0	14.9	H
10620.100	47.0	-29.2	37.8	38.35	54.0	7.0	H
15929.800	35.4	-23.9	40.6	18.69	54.0	18.6	H
17827.300	37.8	-22.5	41.5	18.72	54.0	16.2	H
17928.500	38.1	-22.7	41.5	19.24	54.0	15.9	H

Channel 102

Frequency (MHz)	Measurement Result (dB μ V/m)	Cable loss (dB)	Antenna Factor (dB/m)	Receiver Reading (dB μ V)	Limit (dB μ V/m)	Margin (dB)	Antenna Pol. (H/V)
17976.3	42.2	-25.5	46.7	21	54	11.8	V
17995.6	42.2	-25.5	46.7	21	54	11.8	V
17977.5	42.1	-25.5	46.7	20.9	54	11.9	V
17979.1	42.1	-25.5	46.7	20.9	54	11.9	V
17955.5	42	-25.5	46.7	20.8	54	12	V
5459	42.8	-27.2	34.2	35.8	54	11.2	H

Channel 118

Frequency (MHz)	Measurement Result (dB μ V/m)	Cable loss (dB)	Antenna Factor (dB/m)	Receiver Reading (dB μ V)	Limit (dB μ V/m)	Margin (dB)	Antenna Pol. (H/V)
17969.2	42.3	-25.5	46.7	21.1	54	11.7	V
17984	42.1	-25.5	46.7	20.9	54	11.9	V
17985.2	42.1	-25.5	46.7	20.9	54	11.9	V
17985.7	42.1	-25.5	46.7	20.9	54	11.9	V
17986.8	42.1	-25.5	46.7	20.9	54	11.9	V
17957.7	42	-25.5	46.7	20.8	54	12	V

Channel 134

Frequency (MHz)	Measurement Result (dB μ V/m)	Cable loss (dB)	Antenna Factor (dB/m)	Receiver Reading (dB μ V)	Limit (dB μ V/m)	Margin (dB)	Antenna Pol. (H/V)
17978	42.2	-25.5	46.7	21	54	11.8	V
17961	42.1	-25.5	46.7	20.9	54	11.9	V
17967	42.1	-25.5	46.7	20.9	54	11.9	V
17977.5	42.1	-25.5	46.7	20.9	54	11.9	V
17984	42.1	-25.5	46.7	20.9	54	11.9	V
5725.4	43.8	-27.1	34.3	36.6	54	10.2	H

802.11ac-HT20

Channel 36

Frequency (MHz)	Measurement Result (dB μ V/m)	Cable loss (dB)	Antenna Factor (dB/m)	Receiver Reading (dB μ V)	Limit (dB μ V/m)	Margin (dB)	Antenna Pol. (H/V)
17899.9	41.9	-25.5	46.7	20.7	54	12.1	V
17946.7	41.9	-25.5	46.7	20.7	54	12.1	V
17991.2	41.9	-25.5	46.7	20.7	54	12.1	V
17995.6	41.9	-25.5	46.7	20.7	54	12.1	V
17987.9	41.8	-25.5	46.7	20.6	54	12.2	V
5149.9	41.1	-27.6	33.7	35.0	54	12.9	H

Channel 40

Frequency (MHz)	Measurement Result (dB μ V/m)	Cable loss (dB)	Antenna Factor (dB/m)	Receiver Reading (dB μ V)	Limit (dB μ V/m)	Margin (dB)	Antenna Pol. (H/V)
17990.1	42.0	-25.5	46.7	20.8	54	12.0	V
17983.5	41.9	-25.5	46.7	20.7	54	12.1	V
17986.8	41.9	-25.5	46.7	20.7	54	12.1	V
17974.2	41.7	-25.5	46.7	20.5	54	12.3	V
17996.2	41.7	-25.5	46.7	20.5	54	12.3	V
17899.9	41.6	-25.5	46.7	20.4	54	12.4	V

Channel 48

Frequency (MHz)	Measurement Result (dB μ V/m)	Cable loss (dB)	Antenna Factor (dB/m)	Receiver Reading (dB μ V)	Limit (dB μ V/m)	Margin (dB)	Antenna Pol. (H/V)
17976.3	41.9	-25.5	46.7	20.7	54	12.1	V
17998.9	41.9	-25.5	46.7	20.7	54	12.1	V
17964.2	41.8	-25.5	46.7	20.6	54	12.2	V
17987.3	41.8	-25.5	46.7	20.6	54	12.2	V
17989.0	41.8	-25.5	46.7	20.6	54	12.2	V
17978.5	41.7	-25.5	46.7	20.5	54	12.3	V

Channel 52

Frequency (MHz)	Measurement Result (dB μ V/m)	Cable loss (dB)	Antenna Factor (dB/m)	Receiver Reading (dB μ V)	Limit (dB μ V/m)	Margin (dB)	Antenna Pol. (H/V)
17973.6	42.5	-25.5	46.7	21.3	54	11.5	V
17961	42.3	-25.5	46.7	21.1	54	11.7	V
17989	42.3	-25.5	46.7	21.1	54	11.7	V
17991.2	42.3	-25.5	46.7	21.1	54	11.7	V
17970.3	42.2	-25.5	46.7	21	54	11.8	V
17974.2	42.2	-25.5	46.7	21	54	11.8	V

Channel 56

Frequency (MHz)	Measurement Result (dB μ V/m)	Cable loss (dB)	Antenna Factor (dB/m)	Receiver Reading (dB μ V)	Limit (dB μ V/m)	Margin (dB)	Antenna Pol. (H/V)
17959.3	42.3	-25.5	46.7	21.1	54	11.7	V
17972	42.2	-25.5	46.7	21	54	11.8	V
17990.7	42.2	-25.5	46.7	21	54	11.8	V
17950.5	42.1	-25.5	46.7	20.9	54	11.9	V
17977.5	42.1	-25.5	46.7	20.9	54	11.9	V
17943.9	42	-25.5	46.7	20.8	54	12	V

Channel 64

Frequency (MHz)	Measurement Result (dB μ V/m)	Cable loss (dB)	Antenna Factor (dB/m)	Receiver Reading (dB μ V)	Limit (dB μ V/m)	Margin (dB)	Antenna Pol. (H/V)
17987.9	42.6	-25.5	46.7	21.4	54	11.4	V
17953.2	42.5	-25.5	46.7	21.3	54	11.5	V
17950.0	42.4	-25.5	46.7	21.2	54	11.6	V
17979.7	42.3	-25.5	46.7	21.1	54	11.7	V
17952.2	42.2	-25.5	46.7	21.0	54	11.8	V
5352.0	40.0	-27.4	34.0	33.4	54	14.0	H

Channel 100

Frequency (MHz)	Measurement Result (dB μ V/m)	Cable loss (dB)	Antenna Factor (dB/m)	Receiver Reading (dB μ V)	Limit (dB μ V/m)	Margin (dB)	Antenna Pol. (H/V)
17975.8	42.2	-25.5	46.7	21	54	11.8	V
17956.5	42.1	-25.5	46.7	20.9	54	11.9	V
17958.8	42	-25.5	46.7	20.8	54	12	V
17968.1	42	-25.5	46.7	20.8	54	12	V
17973	42	-25.5	46.7	20.8	54	12	V
5457.3	41.4	-27.2	34.2	34.4	54	12.6	H

Channel 120

Frequency (MHz)	Measurement Result (dB μ V/m)	Cable loss (dB)	Antenna Factor (dB/m)	Receiver Reading (dB μ V)	Limit (dB μ V/m)	Margin (dB)	Antenna Pol. (H/V)
17973	42.2	-25.5	46.7	21	54	11.8	V
17978.5	42.2	-25.5	46.7	21	54	11.8	V
17989	42.2	-25.5	46.7	21	54	11.8	V
17958.2	42.1	-25.5	46.7	20.9	54	11.9	V
17964.2	42.1	-25.5	46.7	20.9	54	11.9	V
17997.2	42.1	-25.5	46.7	20.9	54	11.9	V

Channel 140

Frequency (MHz)	Measurement Result (dB μ V/m)	Cable loss (dB)	Antenna Factor (dB/m)	Receiver Reading (dB μ V)	Limit (dB μ V/m)	Margin (dB)	Antenna Pol. (H/V)
17975.8	42.6	-25.5	46.7	21.4	54	11.4	V
17979.1	42.4	-25.5	46.7	21.2	54	11.6	V
17989	42.3	-25.5	46.7	21.1	54	11.7	V
17981.3	42.2	-25.5	46.7	21	54	11.8	V
17969.2	42.1	-25.5	46.7	20.9	54	11.9	V
5725	43.9	-27.1	34.3	36.7	54	10.1	H

802.11ac-HT40

Channel 38

Frequency (MHz)	Measurement Result (dB μ V/m)	Cable loss (dB)	Antenna Factor (dB/m)	Receiver Reading (dB μ V)	Limit (dB μ V/m)	Margin (dB)	Antenna Pol. (H/V)
17991.2	42.5	-25.5	46.7	21.3	54	11.5	V
17961.0	42.3	-25.5	46.7	21.1	54	11.7	V
17978.0	42.3	-25.5	46.7	21.1	54	11.7	V
17981.3	42.3	-25.5	46.7	21.1	54	11.7	V
17952.2	42.1	-25.5	46.7	20.9	54	11.9	V
5149.0	41.9	-27.6	33.7	35.8	54	12.1	H

Channel 46

Frequency (MHz)	Measurement Result (dB μ V/m)	Cable loss (dB)	Antenna Factor (dB/m)	Receiver Reading (dB μ V)	Limit (dB μ V/m)	Margin (dB)	Antenna Pol. (H/V)
17991.2	42.6	-25.5	46.7	21.4	54	11.4	V
17985.2	42.4	-25.5	46.7	21.2	54	11.6	V
17970.8	42.2	-25.5	46.7	21.0	54	11.8	V
17975.2	42.2	-25.5	46.7	21.0	54	11.8	V
17980.2	42.2	-25.5	46.7	21.0	54	11.8	V
17984.0	42.2	-25.5	46.7	21.0	54	11.8	V

Channel 54

Frequency (MHz)	Measurement Result (dB μ V/m)	Cable loss (dB)	Antenna Factor (dB/m)	Receiver Reading (dB μ V)	Limit (dB μ V/m)	Margin (dB)	Antenna Pol. (H/V)
17992.8	42.4	-25.5	46.7	21.2	54	11.6	V
17972.5	42.3	-25.5	46.7	21.1	54	11.7	V
17986.2	42.3	-25.5	46.7	21.1	54	11.7	V
17981.8	42.2	-25.5	46.7	21	54	11.8	V
17989.5	42.2	-25.5	46.7	21	54	11.8	V
17948.3	42.1	-25.5	46.7	20.9	54	11.9	V

Channel 62

Frequency (MHz)	Measurement Result (dB μ V/m)	Cable loss (dB)	Antenna Factor (dB/m)	Receiver Reading (dB μ V)	Limit (dB μ V/m)	Margin (dB)	Antenna Pol. (H/V)
17987.3	42.4	-25.5	46.7	21.2	54	11.6	V
17964.2	42.3	-25.5	46.7	21.1	54	11.7	V
17978.0	42.3	-25.5	46.7	21.1	54	11.7	V
17980.2	42.3	-25.5	46.7	21.1	54	11.7	V
17986.2	42.3	-25.5	46.7	21.1	54	11.7	V
5350.2	42.2	-27.4	34.0	35.6	54	11.8	H

Channel 102

Frequency (MHz)	Measurement Result (dB μ V/m)	Cable loss (dB)	Antenna Factor (dB/m)	Receiver Reading (dB μ V)	Limit (dB μ V/m)	Margin (dB)	Antenna Pol. (H/V)
17981.8	42.5	-25.5	46.7	21.3	54	11.5	V
17970.3	42.3	-25.5	46.7	21.1	54	11.7	V
17972	42.3	-25.5	46.7	21.1	54	11.7	V
17990.7	42.3	-25.5	46.7	21.1	54	11.7	V
17958.2	42.2	-25.5	46.7	21	54	11.8	V
5459.1	42.8	-27.2	34.2	35.8	54	11.2	H

Channel 118

Frequency (MHz)	Measurement Result (dB μ V/m)	Cable loss (dB)	Antenna Factor (dB/m)	Receiver Reading (dB μ V)	Limit (dB μ V/m)	Margin (dB)	Antenna Pol. (H/V)
17987.9	42.5	-25.5	46.7	21.3	54	11.5	V
17972.5	42.3	-25.5	46.7	21.1	54	11.7	V
17996.2	42.3	-25.5	46.7	21.1	54	11.7	V
17973.6	42.1	-25.5	46.7	20.9	54	11.9	V
17990.1	42.1	-25.5	46.7	20.9	54	11.9	V
17964.2	42	-25.5	46.7	20.8	54	12	V

Channel 134

Frequency (MHz)	Measurement Result (dB μ V/m)	Cable loss (dB)	Antenna Factor (dB/m)	Receiver Reading (dB μ V)	Limit (dB μ V/m)	Margin (dB)	Antenna Pol. (H/V)
17952.2	42.2	-25.5	46.7	21	54	11.8	V
17965.9	42.2	-25.5	46.7	21	54	11.8	V
17980.2	42.2	-25.5	46.7	21	54	11.8	V
17981.3	42.2	-25.5	46.7	21	54	11.8	V
17988.5	42.1	-25.5	46.7	20.9	54	11.9	V
5725.1	43.4	-27.1	34.3	36.2	54	10.6	H

802.11ac-HT80
Channel 42

Frequency (MHz)	Measurement Result (dB μ V/m)	Cable loss (dB)	Antenna Factor (dB/m)	Receiver Reading (dB μ V)	Limit (dB μ V/m)	Margin (dB)	Antenna Pol. (H/V)
17968.7	42.5	-25.5	46.7	21.3	54	11.5	V
17992.8	42.2	-25.5	46.7	21.0	54	11.8	V
17973.0	42.1	-25.5	46.7	20.9	54	11.9	H
17980.2	42.1	-25.5	46.7	20.9	54	11.9	V
17985.2	42.1	-25.5	46.7	20.9	54	11.9	H
5149.6	41.9	-27.6	33.7	35.8	54	12.1	H

Channel 58

Frequency (MHz)	Measurement Result (dB μ V/m)	Cable loss (dB)	Antenna Factor (dB/m)	Receiver Reading (dB μ V)	Limit (dB μ V/m)	Margin (dB)	Antenna Pol. (H/V)
17981.8	42.4	-25.5	46.7	21.2	54	11.6	V
17971.4	42.2	-25.5	46.7	21.0	54	11.8	V
17979.1	42.2	-25.5	46.7	21.0	54	11.8	V
17985.7	42.2	-25.5	46.7	21.0	54	11.8	H
17998.3	42.2	-25.5	46.7	21.0	54	11.8	H
5350.1	45.6	-27.4	34.0	39.0	54	8.4	H

Channel 106

Frequency (MHz)	Measurement Result (dB μ V/m)	Cable loss (dB)	Antenna Factor (dB/m)	Receiver Reading (dB μ V)	Limit (dB μ V/m)	Margin (dB)	Antenna Pol. (H/V)
17979.1	42.3	-25.5	46.7	21.1	54	11.7	V
17964.8	42.2	-25.5	46.7	21.0	54	11.8	V
17995.0	42.2	-25.5	46.7	21.0	54	11.8	V
17996.7	42.2	-25.5	46.7	21.0	54	11.8	V
17972.0	42.1	-25.5	46.7	20.9	54	11.9	V
5453.9	42.0	-27.2	34.2	35.0	54	12.0	H

PEAK Results:
802.11a

Channel 36

Frequency (MHz)	Meas. Result (dBμV/m)	Cable loss (dB)	Antenna Factor (dB/m)	Receiver Reading (dBμV)	Limit (dBμV/m)	Margin (dB)	Antenna Pol. (H/V)
17376.3	53.4	-25.9	44.4	35.0	74	20.6	V
17928.0	53.2	-25.5	46.7	32.0	74	20.8	V
17903.2	53.0	-25.5	46.7	31.8	74	21.0	V
17988.5	53.0	-25.5	46.7	31.8	74	21.0	V
17932.3	52.7	-25.5	46.7	31.5	74	21.3	V
5149.7	60.9	-27.6	33.7	54.8	74	13.1	H

Channel 40

Frequency (MHz)	Meas. Result (dBμV/m)	Cable loss (dB)	Antenna Factor (dB/m)	Receiver Reading (dBμV)	Limit (dBμV/m)	Margin (dB)	Antenna Pol. (H/V)
17997.2	53.7	-25.5	46.7	32.5	74	20.3	V
17976.9	53.3	-25.5	46.7	32.1	74	20.7	V
17998.3	53.0	-25.5	46.7	31.8	74	21.0	V
17895.0	52.9	-25.5	46.7	31.7	74	21.1	V
17992.3	52.8	-25.5	46.7	31.6	74	21.2	V
17992.8	52.8	-25.5	46.7	31.6	74	21.2	V

Channel 48

Frequency (MHz)	Meas. Result (dBμV/m)	Cable loss (dB)	Antenna Factor (dB/m)	Receiver Reading (dBμV)	Limit (dBμV/m)	Margin (dB)	Antenna Pol. (H/V)
17998.3	53.6	-25.5	46.7	32.4	74	20.4	V
17994.5	53.3	-25.5	46.7	32.1	74	20.7	V
17998.9	53.2	-25.5	46.7	32.0	74	20.8	V
17914.2	53.1	-25.5	46.7	31.9	74	20.9	V
17453.3	53.0	-26.9	45.2	34.6	74	21.0	V
17953.2	53.0	-25.5	46.7	31.8	74	21.0	V

Channel 52

Frequency (MHz)	Measurement Result (dB μ V/m)	Cable loss (dB)	Antenna Factor (dB/m)	Receiver Reading (dB μ V)	Limit (dB μ V/m)	Margin (dB)	Antenna Pol. (H/V)
17968.7	54.5	-25.5	46.7	33.3	74	19.5	V
17962.6	54.3	-25.5	46.7	33.1	74	19.7	V
17982.4	53.8	-25.5	46.7	32.6	74	20.2	V
17996.2	53.8	-25.5	46.7	32.6	74	20.2	V
17985.7	53.7	-25.5	46.7	32.5	74	20.3	V
17917.5	53.6	-25.5	46.7	32.4	74	20.4	V

Channel 56

Frequency (MHz)	Measurement Result (dB μ V/m)	Cable loss (dB)	Antenna Factor (dB/m)	Receiver Reading (dB μ V)	Limit (dB μ V/m)	Margin (dB)	Antenna Pol. (H/V)
17985.2	54.1	-25.5	46.7	32.9	74	19.9	V
17953.8	53.4	-25.5	46.7	32.2	74	20.6	V
17997.2	53.4	-25.5	46.7	32.2	74	20.6	V
17869.7	53.3	-25.5	46.7	32.1	74	20.7	V
17948.3	53.3	-25.5	46.7	32.1	74	20.7	V
17987.3	53.2	-25.5	46.7	32	74	20.8	V

Channel 64

Frequency (MHz)	Meas. Result (dB μ V/m)	Cable loss (dB)	Antenna Factor (dB/m)	Receiver Reading (dB μ V)	Limit (dB μ V/m)	Margin (dB)	Antenna Pol. (H/V)
17978.5	54.1	-25.5	46.7	32.9	74	19.9	V
17884.5	53.5	-25.5	46.7	32.3	74	20.5	V
17917.0	53.5	-25.5	46.7	32.3	74	20.5	V
17997.8	53.5	-25.5	46.7	32.3	74	20.5	V
17861.4	53.4	-25.5	46.7	32.2	74	20.6	V
5351.1	65.8	-27.4	34.0	59.2	74	8.2	H

Channel 100

Frequency (MHz)	Meas. Result (dB μ V/m)	Cable loss (dB)	Antenna Factor (dB/m)	Receiver Reading (dB μ V)	Limit (dB μ V/m)	Margin (dB)	Antenna Pol. (H/V)
17965.9	54.0	-25.5	46.7	32.8	74	20.0	V
17973.6	53.8	-25.5	46.7	32.6	74	20.2	V
17975.2	53.5	-25.5	46.7	32.3	74	20.5	V
17918.0	53.2	-25.5	46.7	32.0	74	20.8	V
17968.1	53.1	-25.5	46.7	31.9	74	20.9	V
5458.8	55.1	-27.2	34.2	48.1	74	18.9	H

Channel 120

Frequency (MHz)	Measurement Result (dB μ V/m)	Cable loss (dB)	Antenna Factor (dB/m)	Receiver Reading (dB μ V)	Limit (dB μ V/m)	Margin (dB)	Antenna Pol. (H/V)
17978	53.7	-25.5	46.7	32.5	74	20.3	V
17994.5	53.4	-25.5	46.7	32.2	74	20.6	V
17947.8	53.2	-25.5	46.7	32	74	20.8	V
17991.8	53.1	-25.5	46.7	31.9	74	20.9	V
17837.8	53	-25.5	46.7	31.8	74	21	V
17964.2	53	-25.5	46.7	31.8	74	21	V

Channel 140

Frequency (MHz)	Measurement Result (dB μ V/m)	Cable loss (dB)	Antenna Factor (dB/m)	Receiver Reading (dB μ V)	Limit (dB μ V/m)	Margin (dB)	Antenna Pol. (H/V)
17993.4	53.9	-25.5	46.7	32.7	74	20.1	V
17716.2	53.3	-25.7	46	33.1	74	20.7	V
17937.3	53.2	-25.5	46.7	32	74	20.8	V
17971.4	53.1	-25.5	46.7	31.9	74	20.9	V
17887.2	52.9	-25.5	46.7	31.7	74	21.1	V
5725.5	66.5	-27.1	34.3	59.3	74	7.5	V

802.11n-HT20

Channel 36

Frequency (MHz)	Meas. Result (dBμV/m)	Cable loss (dB)	Antenna Factor (dB/m)	Receiver Reading (dBμV)	Limit (dBμV/m)	Margin (dB)	Antenna Pol. (H/V)
17891.1	52.9	-25.5	46.7	31.7	74	21.1	V
17887.8	52.8	-25.5	46.7	31.6	74	21.2	V
17909.2	52.8	-25.5	46.7	31.6	74	21.2	V
17978.5	52.8	-25.5	46.7	31.6	74	21.2	V
17989.5	52.8	-25.5	46.7	31.6	74	21.2	V
5148.1	62.7	-27.6	33.7	56.6	74	11.3	H

Channel 40

Frequency (MHz)	Meas. Result (dBμV/m)	Cable loss (dB)	Antenna Factor (dB/m)	Receiver Reading (dBμV)	Limit (dBμV/m)	Margin (dB)	Antenna Pol. (H/V)
17983.5	55.1	-25.5	46.7	33.9	74	18.9	V
17980.8	53.8	-25.5	46.7	32.6	74	20.2	V
17890.0	53.5	-25.5	46.7	32.3	74	20.5	V
17983.0	53.4	-25.5	46.7	32.2	74	20.6	V
17939.0	53.1	-25.5	46.7	31.9	74	20.9	V
17985.2	53.1	-25.5	46.7	31.9	74	20.9	V

Channel 48

Frequency (MHz)	Meas. Result (dBμV/m)	Cable loss (dB)	Antenna Factor (dB/m)	Receiver Reading (dBμV)	Limit (dBμV/m)	Margin (dB)	Antenna Pol. (H/V)
17997.2	53.5	-25.5	46.7	32.3	74	20.5	V
17968.1	53.4	-25.5	46.7	32.2	74	20.6	V
17957.1	53.0	-25.5	46.7	31.8	74	21.0	V
17872.4	52.9	-25.5	46.7	31.7	74	21.1	V
17974.7	52.9	-25.5	46.7	31.7	74	21.1	V
17976.3	52.9	-25.5	46.7	31.7	74	21.1	V

Channel 52

Frequency (MHz)	Measurement Result (dB μ V/m)	Cable loss (dB)	Antenna Factor (dB/m)	Receiver Reading (dB μ V)	Limit (dB μ V/m)	Margin (dB)	Antenna Pol. (H/V)
17991.2	53.9	-25.5	46.7	32.7	74	20.1	V
17972.5	53.3	-25.5	46.7	32.1	74	20.7	V
17850.4	53.2	-25.5	46.7	32	74	20.8	V
17961	53.1	-25.5	46.7	31.9	74	20.9	V
17996.2	53	-25.5	46.7	31.8	74	21	V
17996.7	53	-25.5	46.7	31.8	74	21	V

Channel 56

Frequency (MHz)	Measurement Result (dB μ V/m)	Cable loss (dB)	Antenna Factor (dB/m)	Receiver Reading (dB μ V)	Limit (dB μ V/m)	Margin (dB)	Antenna Pol. (H/V)
17930.2	54.2	-25.5	46.7	33	74	19.8	V
17950.5	53.8	-25.5	46.7	32.6	74	20.2	V
17979.1	53.8	-25.5	46.7	32.6	74	20.2	V
17992.8	53.7	-25.5	46.7	32.5	74	20.3	V
17961.5	53.6	-25.5	46.7	32.4	74	20.4	V
17992.3	53.5	-25.5	46.7	32.3	74	20.5	V

Channel 64

Frequency (MHz)	Meas. Result (dB μ V/m)	Cable loss (dB)	Antenna Factor (dB/m)	Receiver Reading (dB μ V)	Limit (dB μ V/m)	Margin (dB)	Antenna Pol. (H/V)
17456.0	53.4	-26.9	45.2	35.0	74	20.6	V
17486.3	53.3	-26.9	45.2	34.9	74	20.7	V
17873.0	53.2	-25.5	46.7	32.0	74	20.8	V
17875.2	53.2	-25.5	46.7	32.0	74	20.8	V
17977.5	53.2	-25.5	46.7	32.0	74	20.8	V
5350.8	59.3	-27.4	34.0	52.7	74	14.7	H

Channel 100

Frequency (MHz)	Meas. Result (dB μ V/m)	Cable loss (dB)	Antenna Factor (dB/m)	Receiver Reading (dB μ V)	Limit (dB μ V/m)	Margin (dB)	Antenna Pol. (H/V)
17969.2	53.7	-25.5	46.7	32.5	74	20.3	V
17940.6	53.5	-25.5	46.7	32.3	74	20.5	V
17960.4	53.3	-25.5	46.7	32.1	74	20.7	V
17972.5	53.1	-25.5	46.7	31.9	74	20.9	V
17985.2	53.1	-25.5	46.7	31.9	74	20.9	V
5459.1	57.9	-27.2	34.2	50.9	74	16.1	H

Channel 120

Frequency (MHz)	Measurement Result (dB μ V/m)	Cable loss (dB)	Antenna Factor (dB/m)	Receiver Reading (dB μ V)	Limit (dB μ V/m)	Margin (dB)	Antenna Pol. (H/V)
17972	54	-25.5	46.7	32.8	74	20	V
17473.1	53.8	-26.9	45.2	35.4	74	20.2	V
17995.6	53.6	-25.5	46.7	32.4	74	20.4	V
17956	53.3	-25.5	46.7	32.1	74	20.7	V
17980.8	53.3	-25.5	46.7	32.1	74	20.7	V
17952.7	53.1	-25.5	46.7	31.9	74	20.9	V

Channel 140

Frequency (MHz)	Measurement Result (dB μ V/m)	Cable loss (dB)	Antenna Factor (dB/m)	Receiver Reading (dB μ V)	Limit (dB μ V/m)	Margin (dB)	Antenna Pol. (H/V)
17855.3	53.6	-25.5	46.7	32.4	74	20.4	V
17981.8	53.3	-25.5	46.7	32.1	74	20.7	V
17853.7	53.2	-25.5	46.7	32	74	20.8	V
17982.4	53.2	-25.5	46.7	32	74	20.8	V
17994.5	53.2	-25.5	46.7	32	74	20.8	V
5725.2	66.4	-27.1	34.3	59.2	74	7.6	H

802.11n-HT40

Channel 38

Frequency (MHz)	Meas. Result (dB μ V/m)	Cable loss (dB)	Antenna Factor (dB/m)	Receiver Reading (dB μ V)	Limit (dB μ V/m)	Margin (dB)	Antenna Pol. (H/V)
17990.7	53.5	-25.5	46.7	32.3	74	20.5	V
17953.8	53.2	-25.5	46.7	32.0	74	20.8	V
17969.8	53.2	-25.5	46.7	32.0	74	20.8	V
17958.8	53.1	-25.5	46.7	31.9	74	20.9	V
17995.0	53.1	-25.5	46.7	31.9	74	20.9	V
5149.5	64.2	-27.6	33.7	58.1	74	9.8	H

Channel 46

Frequency (MHz)	Meas. Result (dB μ V/m)	Cable loss (dB)	Antenna Factor (dB/m)	Receiver Reading (dB μ V)	Limit (dB μ V/m)	Margin (dB)	Antenna Pol. (H/V)
17967.5	53.6	-25.5	46.7	32.4	74	20.4	V
17853.7	53.5	-25.5	46.7	32.3	74	20.5	V
17935.7	53.2	-25.5	46.7	32.0	74	20.8	V
17977.5	53.2	-25.5	46.7	32.0	74	20.8	V
17984.0	53.0	-25.5	46.7	31.8	74	21.0	V
17936.2	52.8	-25.5	46.7	31.6	74	21.2	V

Channel 54

Frequency (MHz)	Measurement Result (dB μ V/m)	Cable loss (dB)	Antenna Factor (dB/m)	Receiver Reading (dB μ V)	Limit (dB μ V/m)	Margin (dB)	Antenna Pol. (H/V)
17984	54.1	-25.5	46.7	32.9	74	19.9	V
17976.9	54	-25.5	46.7	32.8	74	20	V
17990.7	53.7	-25.5	46.7	32.5	74	20.3	V
17957.1	53.6	-25.5	46.7	32.4	74	20.4	V
17978	53.5	-25.5	46.7	32.3	74	20.5	V
17860.8	53.2	-25.5	46.7	32	74	20.8	V

Channel 62

Frequency (MHz)	Meas. Result (dB μ V/m)	Cable loss (dB)	Antenna Factor (dB/m)	Receiver Reading (dB μ V)	Limit (dB μ V/m)	Margin (dB)	Antenna Pol. (H/V)
17909.8	54.3	-25.5	46.7	33.1	74	19.7	V
17852.6	54.0	-25.5	46.7	32.8	74	20.0	V
17881.8	53.9	-25.5	46.7	32.7	74	20.1	V
17946.1	53.5	-25.5	46.7	32.3	74	20.5	V
17950.5	53.3	-25.5	46.7	32.1	74	20.7	V
5354.3	60.2	-27.4	34.0	53.6	74	13.8	H

Channel 102

Frequency (MHz)	Meas. Result (dB μ V/m)	Cable loss (dB)	Antenna Factor (dB/m)	Receiver Reading (dB μ V)	Limit (dB μ V/m)	Margin (dB)	Antenna Pol. (H/V)
17965.9	54.8	-25.5	46.7	33.6	74	19.2	V
17970.8	53.9	-25.5	46.7	32.7	74	20.1	V
17969.2	53.6	-25.5	46.7	32.4	74	20.4	V
17994.5	53.2	-25.5	46.7	32	74	20.8	V
17197	53.1	-26.6	43.4	36.3	74	20.9	V
5459.1	60	-27.2	34.2	53	74	14	H

Channel 118

Frequency (MHz)	Measurement Result (dB μ V/m)	Cable loss (dB)	Antenna Factor (dB/m)	Receiver Reading (dB μ V)	Limit (dB μ V/m)	Margin (dB)	Antenna Pol. (H/V)
17945	53.7	-25.5	46.7	32.5	74	20.3	V
17991.8	53.5	-25.5	46.7	32.3	74	20.5	V
17969.8	53.4	-25.5	46.7	32.2	74	20.6	V
17683.2	53.2	-25.7	46	33	74	20.8	V
17919.7	53.2	-25.5	46.7	32	74	20.8	V
17985.2	53.2	-25.5	46.7	32	74	20.8	V

Channel 134

Frequency (MHz)	Measurement Result (dB μ V/m)	Cable loss (dB)	Antenna Factor (dB/m)	Receiver Reading (dB μ V)	Limit (dB μ V/m)	Margin (dB)	Antenna Pol. (H/V)
17807.5	53.6	-25.5	46.7	32.4	74	20.4	V
17930.7	53.6	-25.5	46.7	32.4	74	20.4	V
17931.8	53.4	-25.5	46.7	32.2	74	20.6	V
17949.4	53.2	-25.5	46.7	32	74	20.8	V
17968.1	53.2	-25.5	46.7	32	74	20.8	V
5725.4	63.4	-27.1	34.3	56.2	74	10.6	H

802.11ac-HT20

Channel 36

Frequency (MHz)	Meas. Result (dB μ V/m)	Cable loss (dB)	Antenna Factor (dB/m)	Receiver Reading (dB μ V)	Limit (dB μ V/m)	Margin (dB)	Antenna Pol. (H/V)
17853.2	53.5	-25.5	46.7	32.3	74	20.5	V
17867.5	53.0	-25.5	46.7	31.8	74	21.0	V
17955.5	53.0	-25.5	46.7	31.8	74	21.0	V
17868.0	52.9	-25.5	46.7	31.7	74	21.1	V
17984.6	52.8	-25.5	46.7	31.6	74	21.2	V
5149.2	60.0	-27.6	33.7	53.9	74	14.0	H

Channel 40

Frequency (MHz)	Meas. Result (dB μ V/m)	Cable loss (dB)	Antenna Factor (dB/m)	Receiver Reading (dB μ V)	Limit (dB μ V/m)	Margin (dB)	sAntenna Pol. (H/V)
17984.0	54.1	-25.5	46.7	32.9	74	19.9	V
17976.9	54.0	-25.5	46.7	32.8	74	20.0	V
17990.7	53.7	-25.5	46.7	32.5	74	20.3	V
17957.1	53.6	-25.5	46.7	32.4	74	20.4	V
17978.0	53.5	-25.5	46.7	32.3	74	20.5	V
17860.8	53.2	-25.5	46.7	32.0	74	20.8	V

Channel 48

Frequency (MHz)	Meas. Result (dB μ V/m)	Cable loss (dB)	Antenna Factor (dB/m)	Receiver Reading (dB μ V)	Limit (dB μ V/m)	Margin (dB)	Antenna Pol. (H/V)
17532.0	53.1	-26.9	45.2	34.7	74	20.9	V
17990.1	52.9	-25.5	46.7	31.7	74	21.1	V
17994.0	52.8	-25.5	46.7	31.6	74	21.2	V
17997.2	52.5	-25.5	46.7	31.3	74	21.5	V
17895.0	52.4	-25.5	46.7	31.2	74	21.6	V
17978.0	52.4	-25.5	46.7	31.2	74	21.6	V

Channel 52

Frequency (MHz)	Measurement Result (dB μ V/m)	Cable loss (dB)	Antenna Factor (dB/m)	Receiver Reading (dB μ V)	Limit (dB μ V/m)	Margin (dB)	Antenna Pol. (H/V)
17987.3	53.8	-25.5	46.7	32.6	74	20.2	V
17998.9	53.7	-25.5	46.7	32.5	74	20.3	V
17984.6	53.4	-25.5	46.7	32.2	74	20.6	V
17991.8	53.4	-25.5	46.7	32.2	74	20.6	V
17843.8	53.2	-25.5	46.7	32	74	20.8	V
17970.8	53.2	-25.5	46.7	32	74	20.8	V

Channel 56

Frequency (MHz)	Measurement Result (dB μ V/m)	Cable loss (dB)	Antenna Factor (dB/m)	Receiver Reading (dB μ V)	Limit (dB μ V/m)	Margin (dB)	Antenna Pol. (H/V)
17898.2	53.8	-25.5	46.7	32.6	74	20.2	V
17923	53.7	-25.5	46.7	32.5	74	20.3	V
17985.2	53.6	-25.5	46.7	32.4	74	20.4	V
17178.8	53.2	-26.6	43.4	36.4	74	20.8	V
17848.2	53.1	-25.5	46.7	31.9	74	20.9	V
17852.6	53.1	-25.5	46.7	31.9	74	20.9	V

Channel 64

Frequency (MHz)	Meas. Result (dBμV/m)	Cable loss (dB)	Antenna Factor (dB/m)	Receiver Reading (dBμV)	Limit (dBμV/m)	Margin (dB)	Antenna Pol. (H/V)
17958.2	54.3	-25.5	46.7	33.1	74	19.7	V
17978.5	53.9	-25.5	46.7	32.7	74	20.1	V
17846.0	53.8	-25.5	46.7	32.6	74	20.2	V
17869.1	53.8	-25.5	46.7	32.6	74	20.2	V
17862.0	53.7	-25.5	46.7	32.5	74	20.3	V
5353.0	58.4	-27.4	34.0	51.8	74	15.6	H

Channel 100

Frequency (MHz)	Meas. Result (dBμV/m)	Cable loss (dB)	Antenna Factor (dB/m)	Receiver Reading (dBμV)	Limit (dBμV/m)	Margin (dB)	Antenna Pol. (H/V)
17973.6	53.8	-25.5	46.7	32.6	74	20.2	V
17990.7	53.5	-25.5	46.7	32.3	74	20.5	V
17860.8	53.3	-25.5	46.7	32.1	74	20.7	V
17969.8	53.2	-25.5	46.7	32	74	20.8	V
17942.8	53	-25.5	46.7	31.8	74	21	V
5456.7	55.3	-27.2	34.2	48.3	74	18.7	H

Channel 120

Frequency (MHz)	Measurement Result (dBμV/m)	Cable loss (dB)	Antenna Factor (dB/m)	Receiver Reading (dBμV)	Limit (dBμV/m)	Margin (dB)	Antenna Pol. (H/V)
17963.7	53.5	-25.5	46.7	32.3	74	20.5	V
17942.2	53.4	-25.5	46.7	32.2	74	20.6	V
17972	53.1	-25.5	46.7	31.9	74	20.9	V
17995.6	53	-25.5	46.7	31.8	74	21	V
17392.8	52.9	-26.9	45.2	34.5	74	21.1	V
17936.2	52.9	-25.5	46.7	31.7	74	21.1	V

Channel 140

Frequency (MHz)	Measurement Result (dB μ V/m)	Cable loss (dB)	Antenna Factor (dB/m)	Receiver Reading (dB μ V)	Limit (dB μ V/m)	Margin (dB)	Antenna Pol. (H/V)
17995	53.5	-25.5	46.7	32.3	74	20.5	V
17996.2	53.4	-25.5	46.7	32.2	74	20.6	V
17960.4	53.2	-25.5	46.7	32	74	20.8	V
17580.9	53.1	-25.7	46	32.9	74	20.9	V
17931.8	53.1	-25.5	46.7	31.9	74	20.9	V
5725.6	62.6	-27.1	34.3	55.4	74	11.4	H

802.11ac-HT40

Channel 38

Frequency (MHz)	Meas. Result (dB μ V/m)	Cable loss (dB)	Antenna Factor (dB/m)	Receiver Reading (dB μ V)	Limit (dB μ V/m)	Margin (dB)	Antenna Pol. (H/V)
17990.7	53.5	-25.5	46.7	32.3	74	20.5	V
17953.8	53.2	-25.5	46.7	32.0	74	20.8	V
17969.8	53.2	-25.5	46.7	32.0	74	20.8	V
17958.8	53.1	-25.5	46.7	31.9	74	20.9	V
17995.0	53.1	-25.5	46.7	31.9	74	20.9	V
5149.5	64.2	-27.6	33.7	58.1	74	9.8	H

Channel 46

Frequency (MHz)	Meas. Result (dB μ V/m)	Cable loss (dB)	Antenna Factor (dB/m)	Receiver Reading (dB μ V)	Limit (dB μ V/m)	Margin (dB)	Antenna Pol. (H/V)
17967.5	53.6	-25.5	46.7	32.4	74	20.4	V
17853.7	53.5	-25.5	46.7	32.3	74	20.5	V
17935.7	53.2	-25.5	46.7	32.0	74	20.8	V
17977.5	53.2	-25.5	46.7	32.0	74	20.8	V
17984.0	53.0	-25.5	46.7	31.8	74	21.0	V
17936.2	52.8	-25.5	46.7	31.6	74	21.2	V

Channel 54

Frequency (MHz)	Measurement Result (dB μ V/m)	Cable loss (dB)	Antenna Factor (dB/m)	Receiver Reading (dB μ V)	Limit (dB μ V/m)	Margin (dB)	Antenna Pol. (H/V)
17967	54.3	-25.5	46.7	33.1	74	19.7	V
17995.6	54.2	-25.5	46.7	33	74	19.8	V
17962.6	53.4	-25.5	46.7	32.2	74	20.6	V
17997.8	53.3	-25.5	46.7	32.1	74	20.7	V
17782.2	53.2	-25.5	46.7	32	74	20.8	V
17902.7	53.2	-25.5	46.7	32	74	20.8	V

Channel 62

Frequency (MHz)	Meas. Result (dB μ V/m)	Cable loss (dB)	Antenna Factor (dB/m)	Receiver Reading (dB μ V)	Limit (dB μ V/m)	Margin (dB)	Antenna Pol. (H/V)
17909.8	54.3	-25.5	46.7	33.1	74	19.7	V
17852.6	54.0	-25.5	46.7	32.8	74	20.0	V
17881.8	53.9	-25.5	46.7	32.7	74	20.1	V
17946.1	53.5	-25.5	46.7	32.3	74	20.5	V
17950.5	53.3	-25.5	46.7	32.1	74	20.7	V
5354.3	60.2	-27.4	34.0	53.6	74	13.8	H

Channel 102

Frequency (MHz)	Meas. Result (dB μ V/m)	Cable loss (dB)	Antenna Factor (dB/m)	Receiver Reading (dB μ V)	Limit (dB μ V/m)	Margin (dB)	Antenna Pol. (H/V)
17992.3	53.6	-25.5	46.7	32.4	74	20.4	V
17934.5	53.5	-25.5	46.7	32.3	74	20.5	V
17994.5	53.5	-25.5	46.7	32.3	74	20.5	V
17961.5	53.4	-25.5	46.7	32.2	74	20.6	V
17848.8	53.3	-25.5	46.7	32.1	74	20.7	V
5459.7	59.8	-27.2	34.2	52.8	74	14.2	H

Channel 118

Frequency (MHz)	Measurement Result (dB μ V/m)	Cable loss (dB)	Antenna Factor (dB/m)	Receiver Reading (dB μ V)	Limit (dB μ V/m)	Margin (dB)	Antenna Pol. (H/V)
17945	53.7	-25.5	46.7	32.5	74	20.3	V
17991.8	53.5	-25.5	46.7	32.3	74	20.5	V
17969.8	53.4	-25.5	46.7	32.2	74	20.6	V
17683.2	53.2	-25.7	46	33	74	20.8	V
17919.7	53.2	-25.5	46.7	32	74	20.8	V
17985.2	53.2	-25.5	46.7	32	74	20.8	V

Channel 134

Frequency (MHz)	Measurement Result (dB μ V/m)	Cable loss (dB)	Antenna Factor (dB/m)	Receiver Reading (dB μ V)	Limit (dB μ V/m)	Margin (dB)	Antenna Pol. (H/V)
17934	53.4	-25.5	46.7	32.2	74	20.6	V
17966.5	53.2	-25.5	46.7	32	74	20.8	V
17516	53	-26.9	45.2	34.6	74	21	V
17818	53	-25.5	46.7	31.8	74	21	V
17980.8	53	-25.5	46.7	31.8	74	21	V
5728.8	58.2	-27.1	34.3	51	74	15.8	H

802.11ac-HT80
Channel 42

Frequency (MHz)	Meas. Result (dB μ V/m)	Cable loss (dB)	Antenna Factor (dB/m)	Receiver Reading (dB μ V)	Limit (dB μ V/m)	Margin (dB)	Antenna Pol. (H/V)
17893.8	54.6	-25.5	46.7	33.4	74	19.4	V
17943.3	54.1	-25.5	46.7	32.9	74	19.9	V
17849.3	53.5	-25.5	46.7	32.3	74	20.5	V
17976.3	53.3	-25.5	46.7	32.1	74	20.7	H
17984.6	53.3	-25.5	46.7	32.1	74	20.7	V
5147.7	59.5	-27.6	33.7	53.4	74	14.5	H

Channel 58

Frequency (MHz)	Meas. Result (dB μ V/m)	Cable loss (dB)	Antenna Factor (dB/m)	Receiver Reading (dB μ V)	Limit (dB μ V/m)	Margin (dB)	Antenna Pol. (H/V)
17992.8	54.5	-25.5	46.7	33.3	74	19.5	H
17983.0	54.2	-25.5	46.7	33.0	74	19.8	H
17805.8	53.9	-25.5	46.7	32.7	74	20.1	H
17968.7	53.8	-25.5	46.7	32.6	74	20.2	H
17494.0	53.7	-26.9	45.2	35.3	74	20.3	V
5353.7	61.8	-27.4	34.0	55.2	74	12.2	H

Channel 106

Frequency (MHz)	Meas. Result (dB μ V/m)	Cable loss (dB)	Antenna Factor (dB/m)	Receiver Reading (dB μ V)	Limit (dB μ V/m)	Margin (dB)	Antenna Pol. (H/V)
17951.6	53.9	-25.5	46.7	32.7	74	20.1	V
17984.6	53.6	-25.5	46.7	32.4	74	20.4	V
17842.2	53.5	-25.5	46.7	32.3	74	20.5	V
17954.9	53.5	-25.5	46.7	32.3	74	20.5	V
17982.4	53.5	-25.5	46.7	32.3	74	20.5	V
5458.4	60.5	-27.2	34.2	53.5	74	13.5	H

B.7. AC Powerline Conducted Emission (150kHz- 30MHz)

Test Condition:

Voltage (V)	Frequency (Hz)
120	60

Measurement uncertainty:

Expanded measurement uncertainty for this test item is U =3.10dB, k=2.

Measurement Result and limit:

WLAN (Quasi-peak Limit)

Frequency range (MHz)	Quasi-peak Limit (dB μ V)	Result (dB μ V)		Conclusion
		With charger		
		802.11a	Idle	
0.15 to 0.5	66 to 56	Fig.53	Fig.54	P
0.5 to 5	56			
5 to 30	60			

NOTE: The limit decreases linearly with the logarithm of the frequency in the range 0.15 MHz to 0.5 MHz.

WLAN (Average Limit)

Frequency range (MHz)	Average Limit (dB μ V)	Result (dB μ V)		Conclusion
		With charger		
		802.11a	Idle	
0.15 to 0.5	67 56 to 46	Fig.53	Fig.54	P
0.5 to 5	46			
5 to 30	50			

NOTE: The limit decreases linearly with the logarithm of the frequency in the range 0.15 MHz to 0.5 MHz.

Conclusion: PASS

Test graphs as below:

Traffic:

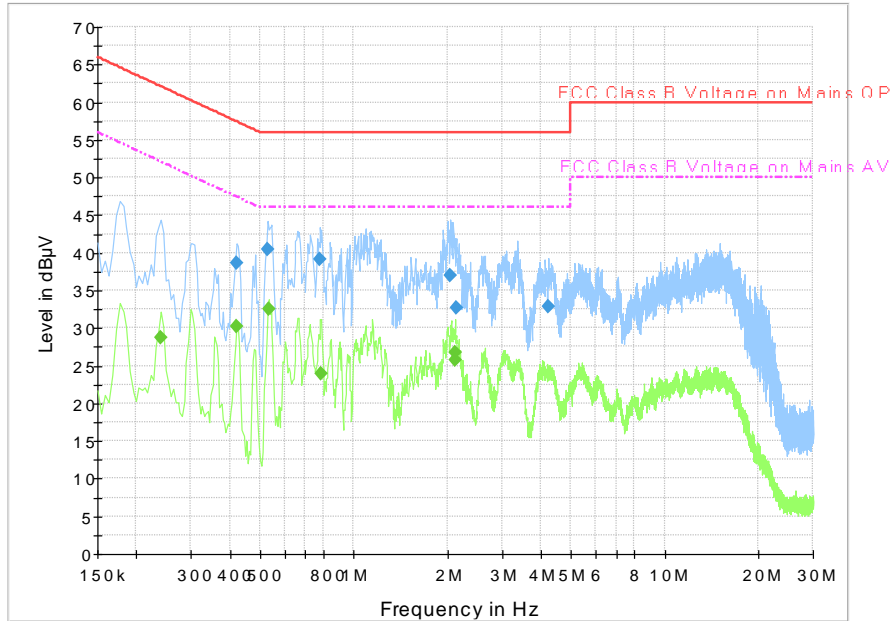


Fig.53 Conducted Emission (802.11a, Ch36, TX)

Note1: The graphic result above is the maximum of the measurements for both phase line and neutral line.

Final Result 1

Frequency (MHz)	QuasiPeak (dBµV)	Meas. Time (ms)	Bandwidth (kHz)	Filter	Line	Corr. (dB)	Margin (dB)	Limit (dBµV)
0.420000	38.6	1000.	9.000	On	L1	19.6	18.9	57.4
0.528000	40.4	1000.	9.000	On	L1	19.6	15.6	56.0
0.780000	39.2	1000.	9.000	On	N	19.6	16.8	56.0
2.049000	37.0	1000.	9.000	On	L1	19.5	19.0	56.0
2.134500	32.7	1000.	9.000	On	N	19.5	23.3	56.0
4.222500	32.9	1000.	9.000	On	N	19.8	23.1	56.0

Final Result 2

Frequency (MHz)	Average (dBµV)	Meas. Time (ms)	Bandwidth (kHz)	Filter	Line	Corr. (dB)	Margin (dB)	Limit (dBµV)
0.240000	28.7	1000.	9.000	On	N	19.6	23.4	52.1
0.420000	30.3	1000.	9.000	On	L1	19.6	17.2	47.4
0.532500	32.5	1000.	9.000	On	L1	19.6	13.5	46.0
0.789000	23.9	1000.	9.000	On	N	19.6	22.1	46.0
2.116500	26.7	1000.	9.000	On	N	19.5	19.3	46.0
2.125500	25.8	1000.	9.000	On	N	19.5	20.2	46.0

Note2: The measurement results showed here are worst cases of the combinations of different cables and chargers

Idle:

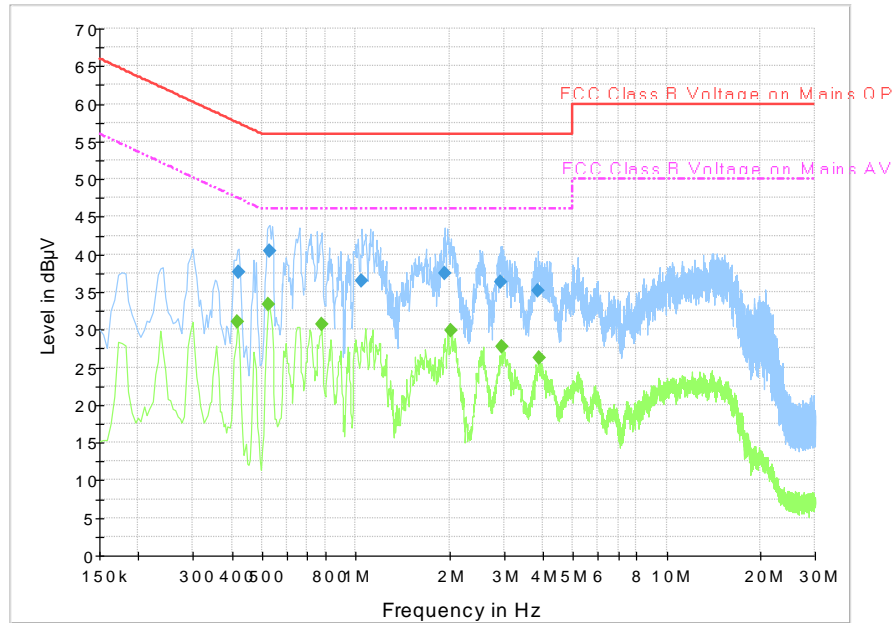


Fig.54 Conducted Emission(802.11a, IDLE)

Note1: The graphic result above is the maximum of the measurements for both phase line and neutral line.

Final Result 1

Frequency (MHz)	QuasiPeak (dBµV)	Meas. Time (ms)	Bandwidth (kHz)	Line	Corr. (dB)	Margin (dB)	Limit (dBµV)
0.420000	37.6	1000.	9.000	On	L1	19.6	19.9
0.528000	40.4	1000.	9.000	On	L1	19.6	15.6
1.045500	36.6	1000.	9.000	On	N	19.6	19.4
1.927500	37.5	1000.	9.000	On	N	19.5	18.5
2.940000	36.3	1000.	9.000	On	L1	19.6	19.7
3.853500	35.1	1000.	9.000	On	N	19.7	20.9

Final Result 2

Frequency (MHz)	Average (dBµV)	Meas. Time (ms)	Bandwidth (kHz)	Line	Corr. (dB)	Margin (dB)	Limit (dBµV)
0.420000	37.6	1000.	9.000	On	L1	19.6	19.9
0.528000	40.4	1000.	9.000	On	L1	19.6	15.6
1.045500	36.6	1000.	9.000	On	N	19.6	19.4
1.927500	37.5	1000.	9.000	On	N	19.5	18.5
2.940000	36.3	1000.	9.000	On	L1	19.6	19.7
3.853500	35.1	1000.	9.000	On	N	19.7	20.9

Note2: The measurement results showed here are worst cases of the combinations of different cables and chargers

B.8. 99% Occupied bandwidth

Method of Measurement: See ANSI C63.10-2013-clause 12.4.2.

- a) The instrument center frequency is set to the nominal EUT channel center frequency. The frequency span for the spectrum analyzer shall be between 1.5 times and 5.0 times the OBW.
- b) The nominal IF filter bandwidth (3 dB RBW) shall be in the range of 1% to 5% of the OBW, and VBW shall be approximately three times the RBW, unless otherwise specified by the applicable requirement.
- c) Set the reference level of the instrument as required, keeping the signal from exceeding the maximum input mixer level for linear operation. In general, the peak of the spectral envelope shall be more than $[10 \log (OBW/RBW)]$ below the reference level. Specific guidance is given in 4.1.5.2.
- d) Step a) through step c) might require iteration to adjust within the specified range.
- e) Video averaging is not permitted. Where practical, a sample detection and single sweep mode shall be used. Otherwise, peak detection and max hold mode (until the trace stabilizes) shall be used.
- f) Use the 99% power bandwidth function of the instrument (if available) and report the measured bandwidth.
- g) If the instrument does not have a 99% power bandwidth function, then the trace data points are recovered and directly summed in linear power terms. The recovered amplitude data points, beginning at the lowest frequency, are placed in a running sum until 0.5% of the total is reached; that frequency is recorded as the lower frequency. The process is repeated until 99.5% of the total is reached; that frequency is recorded as the upper frequency. The 99% power bandwidth is the difference between these two frequencies.
- h) The occupied bandwidth shall be reported by providing plot(s) of the measuring instrument display; the plot axes and the scale units per division shall be clearly labeled. Tabular data may be reported in addition to the plot(s).

Measurement Uncertainty:

Measurement Uncertainty	60.80Hz
-------------------------	---------

Measurement Result:

Mode	Frequency	99% Occupied bandwidth (MHz)		conclusion
802.11a	5180 MHz	Fig.55	17.24	P
	5200 MHz	Fig.56	17.28	P
	5240 MHz	Fig.57	17.32	P
802.11ac HT20	5180 MHz	Fig.58	18.10	P
	5200 MHz	Fig.59	18.10	P
	5240 MHz	Fig.60	18.04	P
802.11ac HT40	5190 MHz	Fig.61	36.19	P
	5230 MHz	Fig.62	36.20	P
802.11ac HT80	5210 MHz	Fig.63	75.68	P

Conclusion: PASS
Test graphs as below:

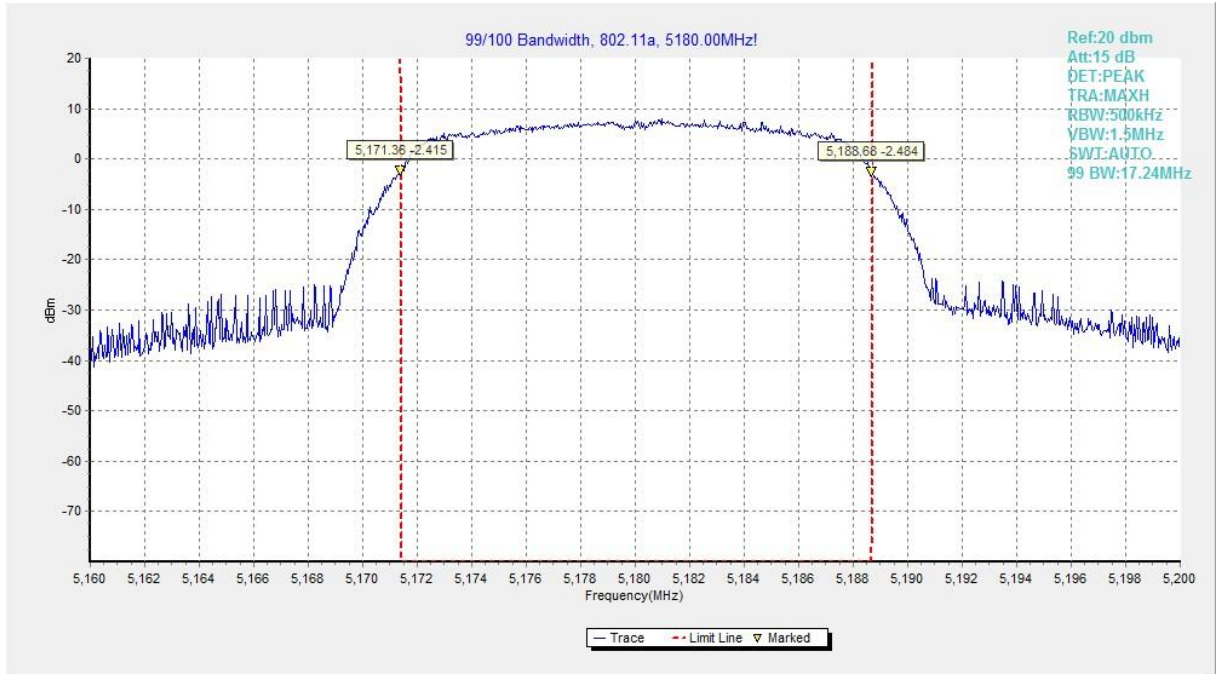


Fig.55 99% Occupied bandwidth (802.11a, 5180MHz)



Fig.56 99% Occupied bandwidth (802.11a, 5200MHz)

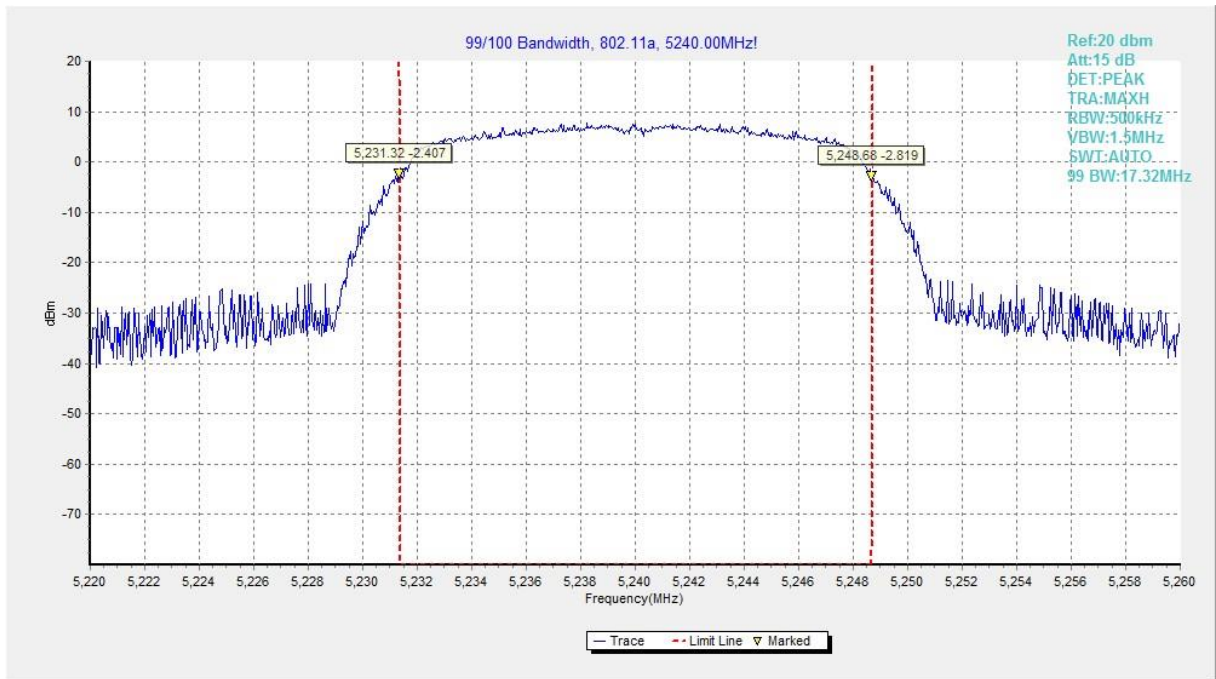


Fig.57 99% Occupied bandwidth (802.11a, 5240MHz)

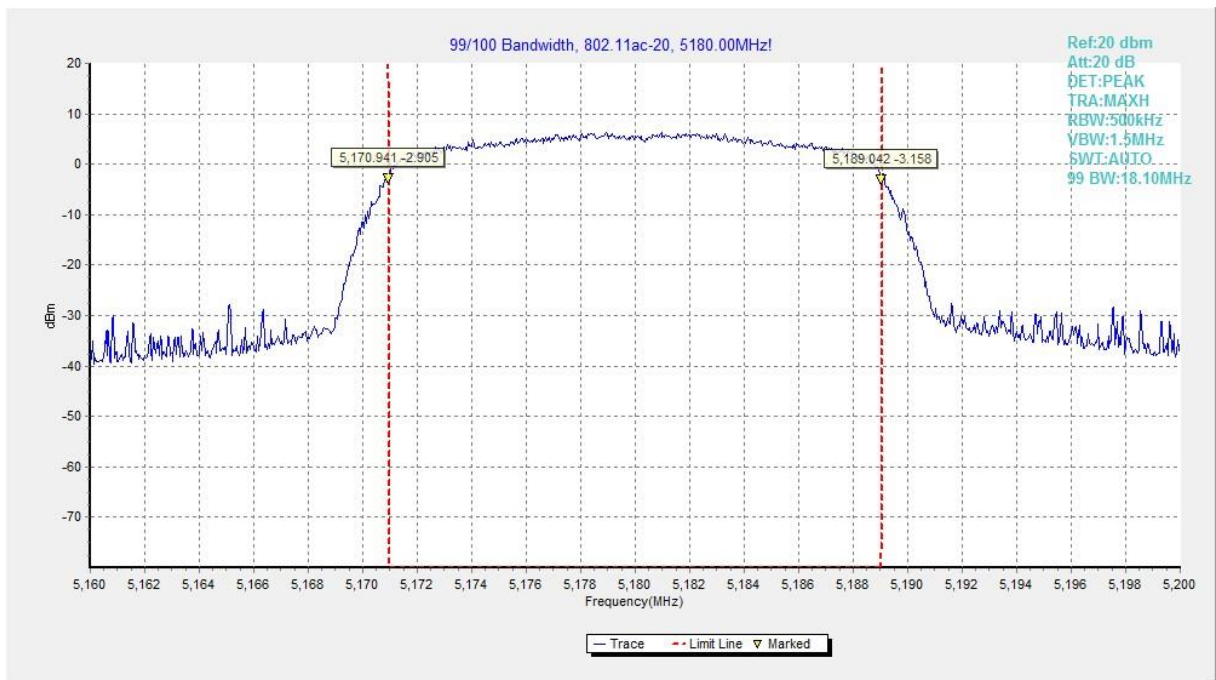


Fig.58 99% Occupied bandwidth (802.11ac-HT20, 5180MHz)

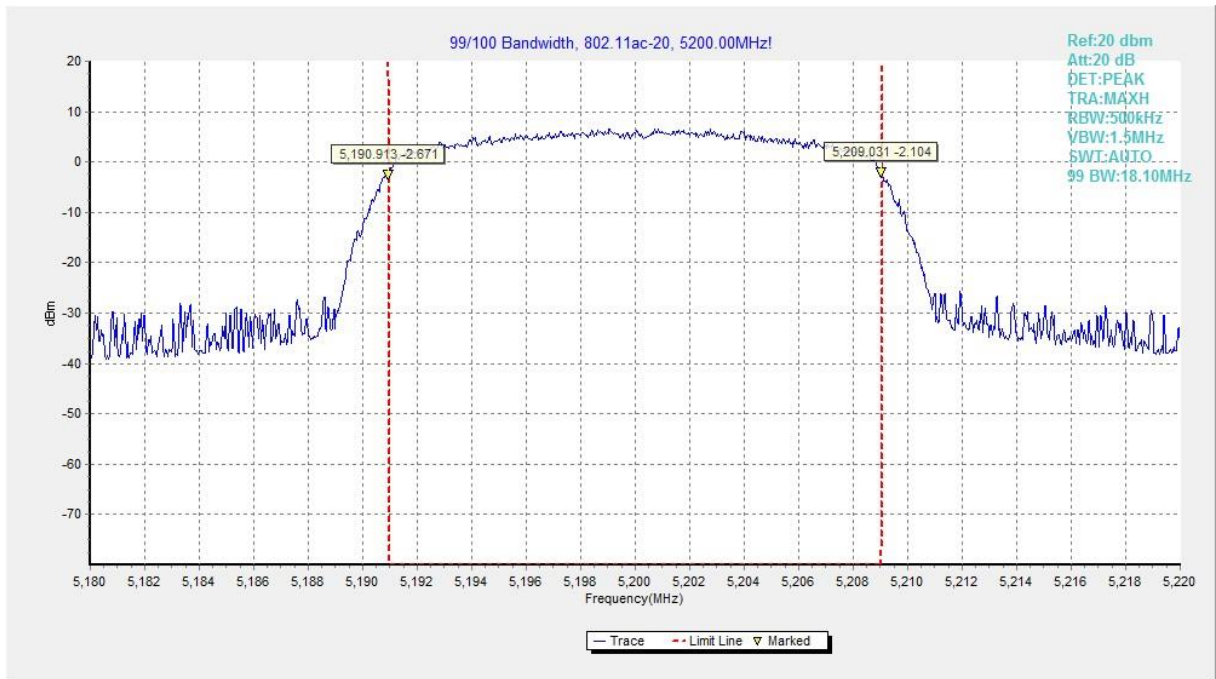


Fig.59 99% Occupied bandwidth (802.11ac-HT20, 5200MHz)

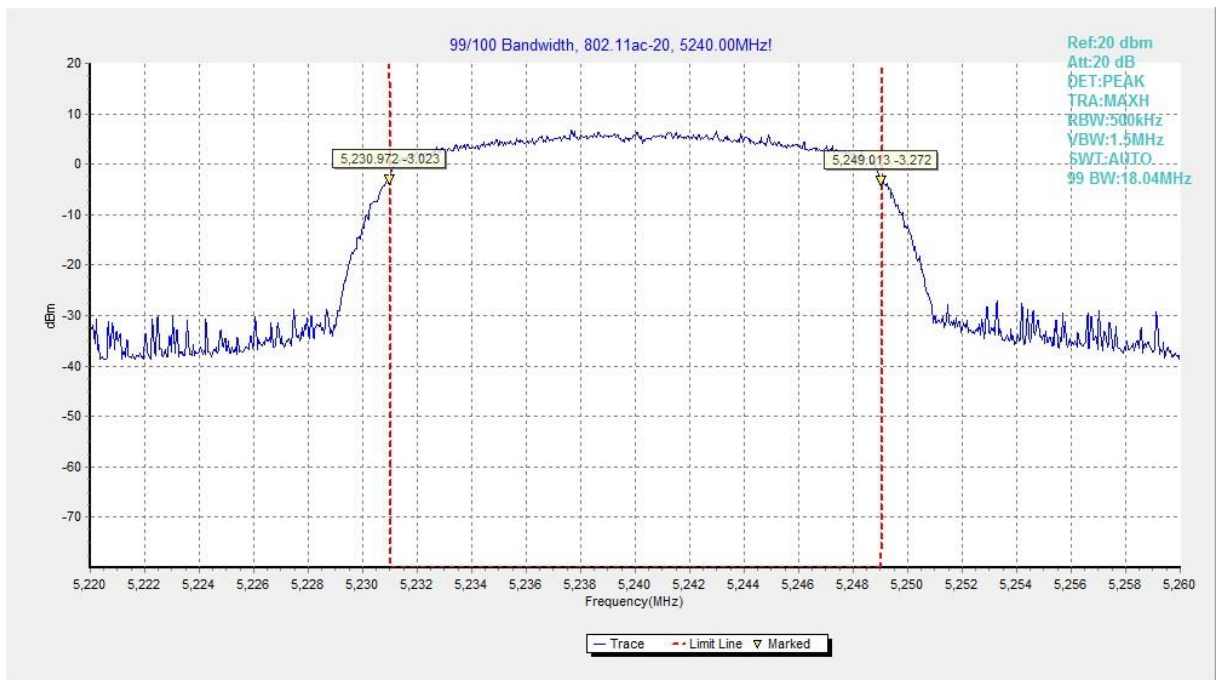


Fig.60 99% Occupied bandwidth (802.11ac-HT20, 5240MHz)

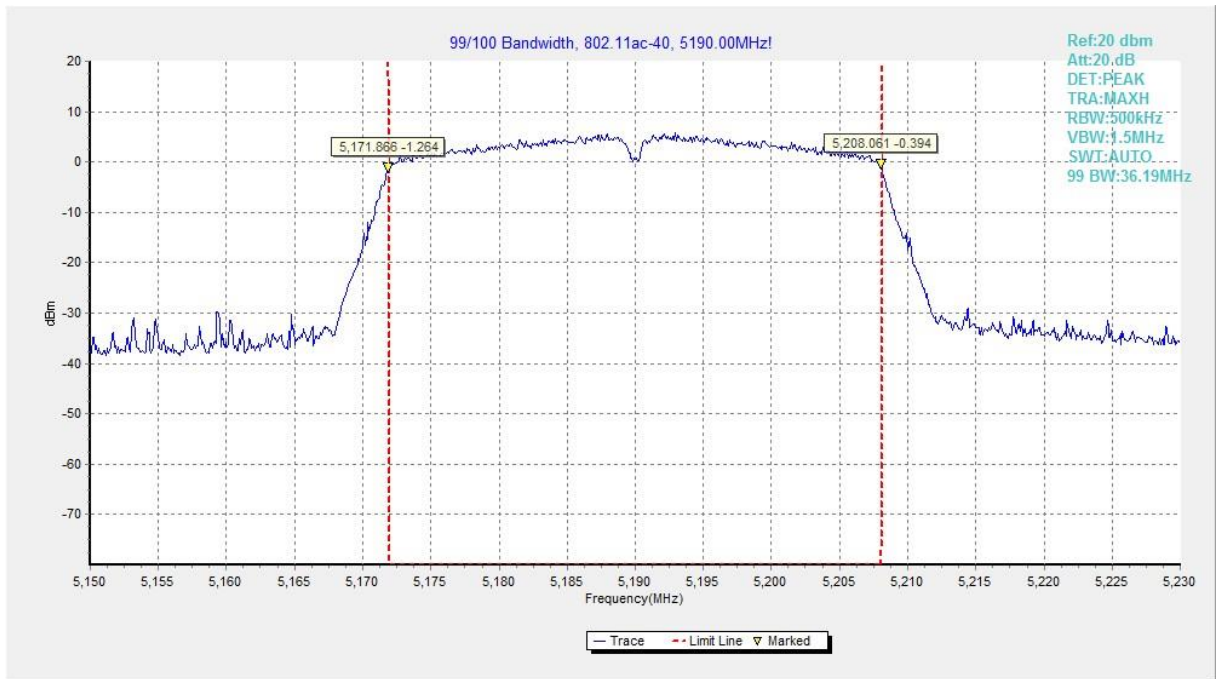


Fig.61 99% Occupied bandwidth (802.11ac-HT40, 5190MHz)

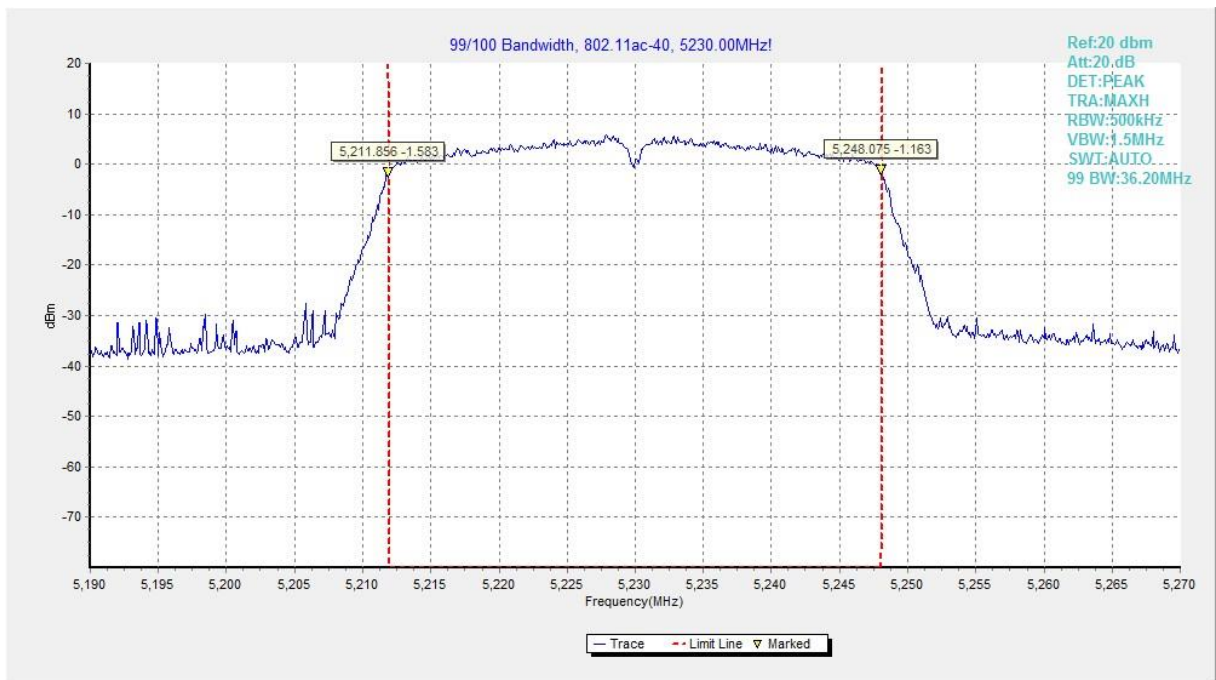


Fig.62 99% Occupied bandwidth (802.11ac-HT40, 5230MHz)

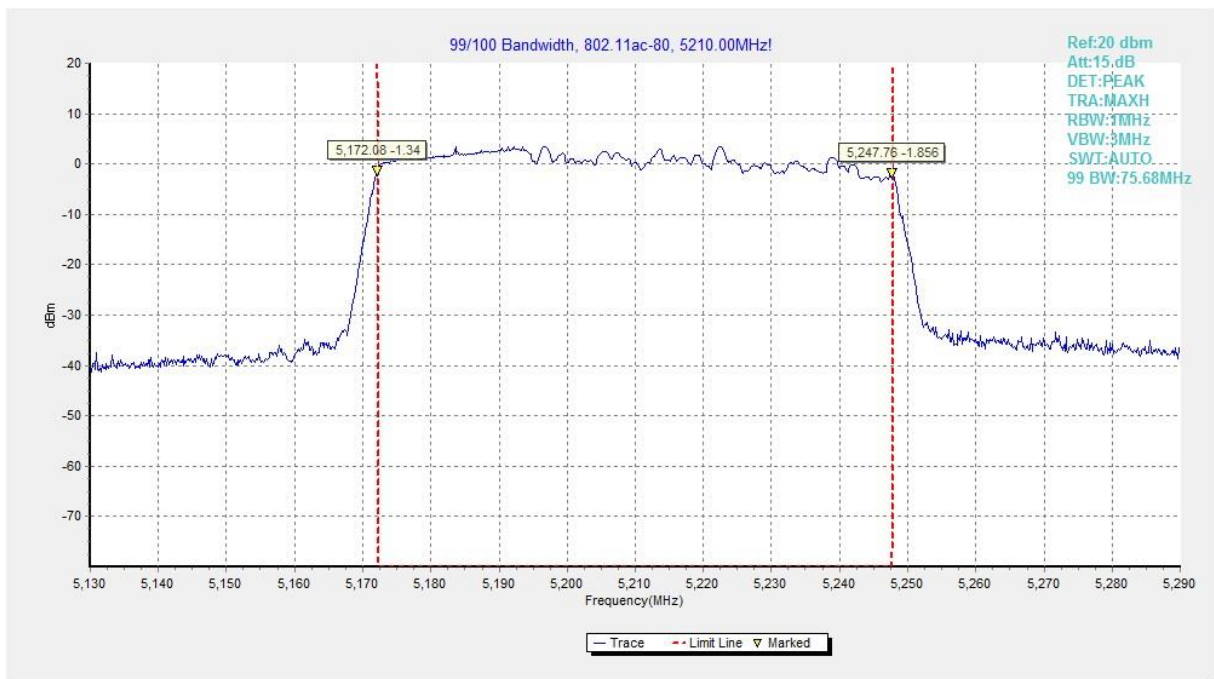





Fig.63 99% Occupied bandwidth (802.11ac-HT80, 5210MHz)

B.9. Power control

A Transmission Power Control mechanism is not required for systems with an e.i.r.p. of less than 27dBm (500 mW).

ANNEX C: Accreditation Certificate

<p>United States Department of Commerce National Institute of Standards and Technology</p>  	
<hr/> <h3>Certificate of Accreditation to ISO/IEC 17025:2017</h3> <hr/>	
<p>NVLAP LAB CODE: 600118-0</p>	
<p>Telecommunication Technology Labs, CAICT Beijing China</p>	
<p><i>is accredited by the National Voluntary Laboratory Accreditation Program for specific services, listed on the Scope of Accreditation, for:</i></p>	
<p>Electromagnetic Compatibility & Telecommunications</p>	
<p><i>This laboratory is accredited in accordance with the recognized International Standard ISO/IEC 17025:2017. This accreditation demonstrates technical competence for a defined scope and the operation of a laboratory quality management system (refer to joint ISO-ILAC-IAF Communique dated January 2009).</i></p>	
<hr/> <p>2020-09-29 through 2021-09-30 <i>Effective Dates</i></p>	 <hr/> <p><i>[Signature]</i> For the National Voluntary Laboratory Accreditation Program</p>

*** END OF REPORT BODY ***