



No. 23T04Z70626-011



SAR TEST REPORT

No.23T04Z70626-011

For

Samsung Electronics Co., Ltd.

Multi-band GSM/WCDMA/LTE/5G NR Phone with Bluetooth, WLAN

Model Name: SM-M556B/DS

with

Hardware Version: REV1.0

Software Version: M556B.001

FCC ID: ZCASMM556B

Issued Date: 2024-1-29

Note:

The test results in this test report relate only to the devices specified in this report. This report shall not be reproduced except in full without the written approval of CTTL.

The report must not be used by the client to claim product certification, approval, or endorsement by NVLAP, NIST, or any agency of the U.S. Government.

Test Laboratory:

CTTL, Telecommunication Technology Labs, CAICT

No. 52, Huayuan North Road, Haidian District, Beijing, P. R. China 100191.

Tel:+86(0)10-62304633-2512, Fax:+86(0)10-62304633-2504

Email: ctl_terminals@caict.ac.cn, website: www.caict.ac.cn

**REPORT HISTORY**

Report Number	Revision	Issue Date	Description
23T04Z70626-011	Rev.0	2024-1-19	Initial creation of test report
23T04Z70626-011	Rev.1	2024-1-29	1. Revise a typo on page7. 2. Revise a typo on page199.

TABLE OF CONTENT

1 TEST LABORATORY	5
1.1 INTRODUCTION & ACCREDITATION	5
1.2 TESTING LOCATION	5
1.3 TESTING ENVIRONMENT.....	6
1.4 PROJECT DATA	6
1.5 SIGNATURE.....	6
2 STATEMENT OF COMPLIANCE	7
3 CLIENT INFORMATION.....	9
3.1 APPLICANT INFORMATION	9
3.2 MANUFACTURER INFORMATION	9
4 EQUIPMENT UNDER TEST (EUT) AND ANCILLARY EQUIPMENT (AE)	10
4.1 ABOUT EUT	10
4.2 INTERNAL IDENTIFICATION OF EUT USED DURING THE TEST	11
4.3 INTERNAL IDENTIFICATION OF AE USED DURING THE TEST	11
5 TEST METHODOLOGY	12
5.1 APPLICABLE LIMIT REGULATIONS.....	12
5.2 APPLICABLE MEASUREMENT STANDARDS	12
6 SPECIFIC ABSORPTION RATE (SAR).....	13
6.1 INTRODUCTION.....	13
6.2 SAR DEFINITION.....	13
7 TISSUE SIMULATING LIQUIDS	14
7.1 TARGETS FOR TISSUE SIMULATING LIQUID.....	14
7.2 DIELECTRIC PERFORMANCE	14
8 SYSTEM VERIFICATION.....	16
8.1 SYSTEM SETUP.....	16
8.2 SYSTEM VERIFICATION.....	17
9 MEASUREMENT PROCEDURES	18
9.1 TESTS TO BE PERFORMED	18
9.2 GENERAL MEASUREMENT PROCEDURE.....	20
9.3 WCDMA MEASUREMENT PROCEDURES FOR SAR	21
9.4 SAR MEASUREMENT FOR LTE.....	22
9.5 BLUETOOTH & WI-FI MEASUREMENT PROCEDURES FOR SAR	24
9.6 POWER DRIFT.....	24
10 AREA SCAN BASED 1-G SAR	25
10.1 REQUIREMENT OF KDB.....	25

10.2 FAST SAR ALGORITHMS	25
11 CONDUCTED OUTPUT POWER.....	26
11.1 GSM MEASUREMENT RESULT	27
11.2 WCDMA MEASUREMENT RESULT	31
11.3 LTE MEASUREMENT RESULT	35
11.4 5G NR MEASUREMENT RESULT.....	117
11.5 WI-FI AND BT MEASUREMENT RESULT	146
12 SIMULTANEOUS TX SAR CONSIDERATIONS	183
12.1 INTRODUCTION.....	183
12.2 TRANSMIT ANTENNA SEPARATION DISTANCES.....	183
12.3 SAR MEASUREMENT POSITIONS	183
13 EVALUATION OF SIMULTANEOUS.....	184
14 SAR TEST RESULT.....	192
14.1 SAR RESULTS FOR 2G/3G/4G	193
14.2 SAR RESULTS FOR 5G NR.....	201
14.3 SAR EVALUATION FOR WIFI.....	207
14.4 SAR EVALUATION FOR BT.....	211
14.5 SAR RESULTS FOR 10-G EXTREMITY SAR.....	211
15 SAR MEASUREMENT VARIABILITY.....	212
16 MEASUREMENT UNCERTAINTY	213
16.1 MEASUREMENT UNCERTAINTY FOR NORMAL SAR TESTS (300MHZ~3GHZ).....	213
16.2 MEASUREMENT UNCERTAINTY FOR NORMAL SAR TESTS (3~6GHZ)	214
16.3 MEASUREMENT UNCERTAINTY FOR FAST SAR TESTS (300MHZ~3GHZ).....	215
16.4 MEASUREMENT UNCERTAINTY FOR FAST SAR TESTS (3~6GHZ)	216
17 MAIN TEST INSTRUMENTS	218
APPENDIXES	219



1 Test Laboratory

1.1 Introduction & Accreditation

Telecommunication Technology Labs, CAICT is an ISO/IEC 17025:2017 accredited test laboratory under American Association for Laboratory Accreditation (A2LA) with lab code 7049.01, and is also an FCC accredited test laboratory (CN1349), and ISED accredited test laboratory (CAB identifier:CN0066). The detail accreditation scope can be found on A2LA website.

1.2 Testing Location

Company Name:	CTTL
Address:	No. 52, Huayuan North Road, Haidian District, Beijing, P. R. China 100191.

1.3 Testing Environment

Temperature:	18°C~25°C,
Relative humidity:	30%~ 70%
Ground system resistance:	< 0.5 Ω
Ambient noise & Reflection:	< 0.012 W/kg

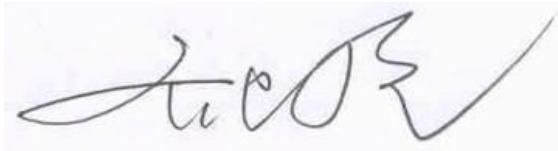
1.4 Project Data

Project Leader:	Qi Dianyuan
Test Engineer:	Yao Juming
Testing Start Date:	November 26, 2023
Testing End Date:	January 9, 2024

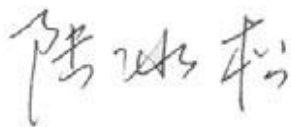
1.5 Signature



Yao Juming
(Prepared this test report)



Qi Dianyuan
(Reviewed this test report)



Lu Bingsong
Deputy Director of the laboratory
(Approved this test report)

2 Statement of Compliance

The maximum results of Specific Absorption Rate (SAR) found during testing for Samsung Electronics Co., Ltd. Multi-band GSM/WCDMA/LTE/5GNR Phone with Bluetooth, WLAN SM-M556B/DS is as follows:

Table 2.1: Highest Reported SAR (1g)

Technology Band	Antenna	Head	Hotspot	Body-Worn	Phablet-10g	Equipment Class
GSM850	ANT1	0.28	0.49	0.49	/	PCE
GSM1900	ANT3	0.57	0.49	0.44	/	
WCDMA1900	ANT3	0.73	0.76	0.57	/	
WCDMA1700	ANT3	0.39	0.68	0.68	/	
WCDMA 850	ANT1	0.28	0.40	0.40	/	
LTE Band7	ANT3	0.39	0.70	0.49	/	
LTE Band7	ANT1	0.06	0.34	0.71	/	
LTE Band12	ANT1	0.21	0.29	0.33	/	
LTE Band25	ANT3	0.56	0.61	0.53	/	
LTE Band25	ANT1	0.05	0.65	0.39	/	
LTE Band26	ANT1	0.23	0.25	0.25	/	
LTE Band28	ANT1	0.16	0.25	0.25	/	
LTE Band41	ANT3	0.41	0.43	0.28	/	
LTE Band41	ANT1	0.04	0.53	0.51	/	
LTE Band66	ANT3	0.40	0.51	0.51	/	
LTE Band66	ANT1	0.03	0.51	0.37	/	
5G NR n5	ANT1	0.27	0.31	0.31	/	
5G NR n7	ANT3	0.43	0.74	0.43	/	
5G NR n28	ANT1	0.24	0.31	0.37	/	
5G NR n41	ANT3	0.79	0.78	0.48	/	
5G NR n66	ANT3	0.64	0.42	0.42	/	
5G NR n77	ANT4	0.54	1.08	1.09	/	
WLAN 2.4GHz	ANT6	0.26	0.25	0.25	/	DTS
	ANT10	<0.01	0.01	0.07	/	
WLAN 5GHz	ANT6	0.32	0.47	0.35	/	NII
	ANT10	<0.01	0.06	0.17	/	
BT	ANT6	0.05	0.01	0.01	/	DSS
	ANT10	0.05	0.01	0.01	/	

Note: This DUT has NFC operations. The NFC antenna is integrated into the device for this model. According to KDB 447498 D01v06 and KDB 648474 D04 v01r03 chapter 8, all SAR tests were performed and evaluated with the device which already incorporates the NFC antenna.

The SAR values found for the Mobile Phone are below the maximum recommended levels of 1.6 W/kg as averaged over any 1g tissue according to the ANSI C95.1-1992.

For body operation, this device has been tested and meets FCC RF exposure guidelines when used with any accessory that contains no metal and which provides a minimum separation distance of

15/10 mm between this device and the body of the user. Use of other accessories may not ensure compliance with FCC RF exposure guidelines.

The EUT battery must be fully charged and checked periodically during the test to ascertain uniform power output.

The measurement together with the test system set-up is described in annex C of this test report. A detailed description of the equipment under test can be found in chapter 4 of this test report. The highest reported SAR value is obtained at the case of **(Table 2.1)**, and the values are:

Head 0.79 W/kg(1g)

Body 1.09 W/kg(1g)

Remark:

This device supports both (LTE B2/B4/B5,5G NR n38/n78) and (LTE B25/B66/B26,5G NR n41/n77). Since the supported frequency span for (LTE B2/B4/B5,5G NR n38/n78) falls completely within the supports frequency span for (LTE B25/B66/B26,5G NR n41/n77), both LTE bands have the same target power, and both LTE bands share the same transmission path; therefore, SAR was only assessed for (LTE B25/B66/B26,5G NR n41/n77).

Table 2.2: The sum of SAR values for Main antenna + Wifi 5G +BT

	Position	Main Antenna	WiFi 5G ANT6	WiFi 5G ANT10	BT ANT6	BT ANT10	Sum
Highest SAR value for Head	Left head, Cheek (ENDC 5A-n77A)	0.65	0.32	<0.01	0.05	0.05	1.07
Highest SAR value for Body	Rear 23mm (ENDC 7A-n77A)	1.01	0.35	0.17	0.01	0.01	1.55

Conclusion:

According to the above tables, the sum of reported SAR values is<1.6W/kg. So the simultaneous transmission SAR with volume scans is not required.

According to the above tables, the highest sum of reported SAR values is **1.55 W/kg (1g)**. The detail for simultaneous transmission consideration is described in chapter 13.



3 Client Information

3.1 Applicant Information

Company Name:	Samsung Electronics Co., Ltd.
Address/Post:	19 Chapin Rd., Building D Pine Brook, NJ 07058
Contact Person:	Jenni Chun
Contact Email:	j1.chun@samsung.com
Telephone:	+1-201-937-4203

3.2 Manufacturer Information

Company Name:	Samsung Electronics Co., Ltd.
Address/Post:	Samsung R5, Maetan dong 129, Samsung ro Youngtong gu, Suwon city 443 742, Korea
Contact Person:	Sunghoon Cho
Contact Email:	ggobi.cho@samsung.com
Telephone:	+82-10-2722-4159

4 Equipment Under Test (EUT) and Ancillary Equipment (AE)

4.1 About EUT

Description:	Multi-band GSM/WCDMA/LTE/5G NR Phone with Bluetooth, WLAN
Model name:	SM-M556B/DS
Operating mode(s):	GSM850/900/1800/1900, WCDMA B1/B2/B4/B5/B8 LTE Band1/2/3/4/5/7/8/12/17/20/25/26/28/38/41/66 BT, Wi-Fi(2.4G/5G) 5G NR n1/n3/n5/n7/n8/n20/n28/n38/n41/n66/n77/n78
Tested Tx Frequency:	824 – 849 MHz (GSM 850)
	1850 – 1910 MHz (GSM 1900)
	824 – 849 MHz (WCDMA 850 Band V)
	1850 – 1910 MHz (WCDMA1900 Band IV)
	1710-1755 MHz (WCDMA1700 Band II)
	2502.5 – 2567.5 MHz (LTE Band 7)
	699.7 – 715.3 MHz (LTE Band 12)
	1850.7–1914.3 MHz (LTE Band 25)
	814.7–848.3 MHz (LTE Band 26)
	719.5–746.5 MHz (LTE Band 28)
	2498.5 – 2687.5 MHz (LTE Band41)
	1710.7 –1779.3 MHz (LTE Band 66)
	2412 – 2462 MHz (Wi-Fi 2.4G)
	5180 – 5240 MHz (Wi-Fi 5.2G)
	5260 – 5320 MHz (Wi-Fi 5.3G)
	5500 – 5720 MHz (Wi-Fi 5.5G)
	5745 – 5825 MHz (Wi-Fi 5.8G)
	2400 – 2483.5 MHz (Bluetooth)
	824-849 MHz (n5)
	2500–2570 MHz(n7)
703-748 MHz(n28)	
2496 – 2690 MHz(n41)	
1710 – 1780 MHz(n66)	
663 – 698 MHz(n71)	
3450– 3550 MHz ,3700– 3980 MHz (n77)	
GPRS/EGPRS Multislot Class:	12
Test device production information:	Production unit
Device type:	Portable device
Antenna type:	Integrated antenna
Hotspot mode:	Support

4.2 Internal Identification of EUT used during the test

EUT ID*	IMEI	HW Version	SW Version
EUT1	23T04Z70626-01a	REV1.0	M556B.001
EUT2	23T04Z70626-08a	REV1.0	M556B.001
EUT3	23T04Z70626-25a	REV1.0	M556B.001
EUT4	23T04Z70626-26a	REV1.0	M556B.001
EUT5	23T04Z70626-27a	REV1.0	M556B.001
EUT6	23T04Z70626-28a	REV1.0	M556B.001
EUT7	23T04Z70626-13a	REV1.0	M556B.001
EUT8	23T04Z70626-14a	REV1.0	M556B.001
EUT9	23T04Z70626-16a	REV1.0	M556B.001
EUT10	23T04Z70626-18a	REV1.0	M556B.001
EUT11	23T04Z70626-02a	REV1.0	M556B.001
EUT12	23T04Z70626-15a	REV1.0	M556B.001

*EUT ID: is used to identify the test sample in the lab internally.

Note: It is performed to test SAR with the EUT1~6 and conducted power with the EUT7~12.

4.3 Internal Identification of AE used during the test

AE ID*	Description	Model	SN	Manufacturer
AE1	Battery	HQ-6887NAS	/	Ningde Ampere Technology Limited
AE2	Headset	QL6601A	/	Quancheng Electronics

*AE ID: is used to identify the test sample in the lab internally.

5 TEST METHODOLOGY

5.1 Applicable Limit Regulations

ANSI C95.1–1992:IEEE Standard for Safety Levels with Respect to Human Exposure to Radio Frequency Electromagnetic Fields, 3 kHz to 300 GHz.

It specifies the maximum exposure limit of **1.6 W/kg** as averaged over any 1 gram of tissue for portable devices being used within 20 cm of the user in the uncontrolled environment.

5.2 Applicable Measurement Standards

IEEE 1528–2013: Recommended Practice for Determining the Peak Spatial-Average Specific Absorption Rate (SAR) in the Human Head from Wireless Communications Devices: Measurement Techniques.

KDB447498 D01: General RF Exposure Guidance v06: Mobile and Portable Devices RF Exposure Procedures and Equipment Authorization Policies.

KDB648474 D04 Handset SAR v01r03: SAR Evaluation Considerations for Wireless Handsets.

KDB941225 D01 SAR test for 3G devices v03r01: SAR Measurement Procedures for 3G Devices

KDB941225 D05 SAR for LTE Devices v02r05: SAR Evaluation Considerations for LTE Devices

KDB941225 D06 Hotspot Mode SAR v02r01: SAR Evaluation Procedures for Portable Devices with Wireless Router Capabilities

KDB248227 D01 802.11 Wi-Fi SAR v02r02: SAR GUIDANCE FOR IEEE 802.11 (Wi-Fi) TRANSMITTERS

KDB865664 D01 SAR measurement 100 MHz to 6 GHz v01r04: SAR Measurement Requirements for 100 MHz to 6 GHz.

KDB865664 D02 RF Exposure Reporting v01r02: RF Exposure Compliance Reporting and Documentation Considerations

TCB Workshop Nov 2017:RF Exposure Procedures (Carrier Aggregation SAR)

TCB Workshop Nov 2019:RF Exposure Policy Updates (5G NR NSA Sub 6G SAR)

6 Specific Absorption Rate (SAR)

6.1 Introduction

SAR is related to the rate at which energy is absorbed per unit mass in an object exposed to a radio field. The SAR distribution in a biological body is complicated and is usually carried out by experimental techniques or numerical modeling. The standard recommends limits for two tiers of groups, occupational/controlled and general population/uncontrolled, based on a person's awareness and ability to exercise control over his or her exposure. In general, occupational/controlled exposure limits are higher than the limits for general population/uncontrolled.

6.2 SAR Definition

The SAR definition is the time derivative (rate) of the incremental energy (dW) absorbed by (dissipated in) an incremental mass (dm) contained in a volume element (dv) of a given density (ρ). The equation description is as below:

$$SAR = \frac{d}{dt} \left(\frac{dW}{dm} \right) = \frac{d}{dt} \left(\frac{dW}{\rho dv} \right)$$

SAR is expressed in units of Watts per kilogram (W/kg)

SAR measurement can be either related to the temperature elevation in tissue by

$$SAR = c \left(\frac{\delta T}{\delta t} \right)$$

Where: C is the specific heat capacity, δT is the temperature rise and δt is the exposure duration, or related to the electrical field in the tissue by

$$SAR = \frac{\sigma |E|^2}{\rho}$$

Where: σ is the conductivity of the tissue, ρ is the mass density of tissue and E is the RMS electrical field strength.

However for evaluating SAR of low power transmitter, electrical field measurement is typically applied.

7 Tissue Simulating Liquids

7.1 Targets for tissue simulating liquid

Table 7.1: Targets for tissue simulating liquid


Frequency(MHz)	Liquid Type	Conductivity(σ)	$\pm 5\%$ Range	Permittivity(ϵ)	$\pm 5\%$ Range
750	Head	0.89	0.85~0.93	41.94	39.8~44.0
835	Head	0.90	0.86~0.95	41.5	39.4~43.6
1800	Head	1.40	1.33~1.47	40.0	38.0~42.0
1900	Head	1.40	1.33~1.47	40.0	38.0~42.0
2450	Head	1.67	1.59~1.75	39.47	37.5~41.4
2600	Head	1.96	1.76~2.16	39.01	35.11~42.91
3500	Head	2.91	2.76~3.06	37.93	36.03~39.83
3700	Head	3.22	3.06~3.38	37.6	35.72~39.48
3900	Head	3.32	3.15~3.49	37.5	35.63~39.38
5250	Head	4.71	4.47~4.95	35.93	34.13~37.73
5600	Head	5.07	4.82~5.32	35.53	33.8~37.3
5750	Head	5.22	4.96~5.48	35.36	33.59~37.13

7.2 Dielectric Performance


Table 7.3: Dielectric Performance of Tissue Simulating Liquid

Measurement Date (yyyy-mm-dd)	Type	Frequency	Permittivity ϵ	Drift (%)	Conductivity σ (S/m)	Drift (%)
2023/12/13	Head	750 MHz	41.724	-0.52%	0.907	1.91%
2023/12/14	Head	750 MHz	41.815	-0.30%	0.896	0.67%
2023/11/26	Head	900 MHz	41.284	-0.52%	0.952	-1.86%
2023/11/29	Head	1800 MHz	40.125	0.31%	1.358	-3.00%
2023/12/1	Head	1800 MHz	40.213	0.53%	1.352	-3.43%
2023/12/6	Head	1900 MHz	40.17	0.43%	1.37	-2.14%
2023/12/8	Head	1900 MHz	40.328	0.82%	1.368	-2.29%
2023/12/30	Head	2300 MHz	38.927	-1.38%	1.714	2.63%
2024/1/2	Head	2450 MHz	38.927	-0.70%	1.784	-0.89%
2023/12/18	Head	2600 MHz	38.844	-0.43%	1.977	0.87%
2023/12/20	Head	2600 MHz	38.825	-0.47%	1.968	0.41%
2023/12/26	Head	3500 MHz	38.375	1.17%	2.841	-2.37%
2023/12/28	Head	3700 MHz	38.24	1.43%	3.012	-3.46%
2023/12/29	Head	3900 MHz	38.057	1.57%	3.284	-1.08%
2024/1/6	Head	5250 MHz	35.734	-0.55%	4.67	-0.85%
2024/1/7	Head	5600 MHz	35.452	-0.22%	5.031	-0.77%
2024/1/9	Head	5750 MHz	35.184	-0.50%	5.155	-1.25%

Note: The liquid temperature is 22.0°C



Picture 7-1 Liquid depth in the Head Phantom

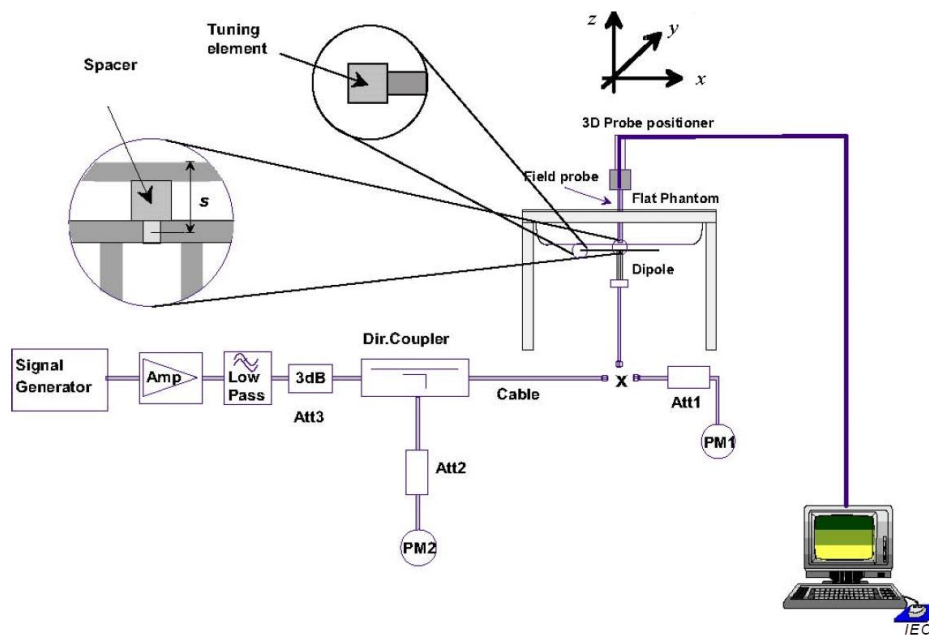


Picture 7-2 Liquid depth in the Flat Phantom

8 System verification

8.1 System Setup

In the simplified setup for system evaluation, the DUT is replaced by a calibrated dipole and the power source is replaced by a continuous wave that comes from a signal generator. The calibrated dipole must be placed beneath the flat phantom section of the SAM twin phantom with the correct distance holder. The distance holder should touch the phantom surface with a light pressure at the reference marking and be oriented parallel to the long side of the phantom. The equipment setup is shown below:



Picture 8.1 System Setup for System Evaluation



Picture 8.2 Photo of Dipole Setup

8.2 System Verification

SAR system verification is required to confirm measurement accuracy, according to the tissue dielectric media, probe calibration points and other system operating parameters required for measuring the SAR of a test device. The system verification must be performed for each frequency band and within the valid range of each probe calibration point required for testing the device.

The system verification results are required that the area scan estimated 1-g SAR is within 3% of the zoom scan 1-g SAR. The details are presented in annex B.

Table 8.1: System Verification of Head

Measurement Date (yyyy-mm-dd)	Frequency	Target value (W/kg)		Measured value(W/kg)		Deviation	
		10 g Average	1 g Average	10 g Average	1 g Average	10 g Average	1 g Average
2023/12/13	750 MHz	1.38	2.12	1.41	2.12	2.17%	0.00%
2023/12/14	750 MHz	1.38	2.12	1.39	2.13	0.72%	0.47%
2023/11/26	900 MHz	1.74	2.69	1.69	2.62	-2.87%	-2.60%
2023/11/29	1800 MHz	4.9	9.35	4.76	9.18	-2.86%	-1.82%
2023/12/1	1800 MHz	4.9	9.35	4.84	9.26	-1.22%	-0.96%
2023/12/6	1900 MHz	5.17	9.89	5.15	9.87	-0.39%	-0.20%
2023/12/8	1900 MHz	5.17	9.89	5.2	9.98	0.58%	0.91%
2023/12/30	2300 MHz	6.03	12.4	6.1	12.55	1.16%	1.21%
2024/1/2	2450 MHz	6.25	13.3	6.39	13.47	2.24%	1.28%
2023/12/18	2600 MHz	6.36	14.1	6.17	13.57	-2.99%	-3.76%
2023/12/20	2600 MHz	6.36	14.1	6.21	13.6	-2.36%	-3.55%
2023/12/26	3500 MHz	2.53	6.71	2.48	6.62	-1.98%	-1.34%
2023/12/28	3700 MHz	2.47	6.76	2.51	6.86	1.62%	1.48%
2023/12/29	3900 MHz	2.42	6.97	2.37	6.85	-2.07%	-1.72%
2024/1/6	5250 MHz	2.25	7.87	2.27	7.91	0.89%	0.51%
2024/1/7	5600 MHz	2.4	8.39	2.41	8.47	0.42%	0.95%
2024/1/9	5750 MHz	2.31	8.12	2.29	8.1	-0.87%	-0.25%

9 Measurement Procedures

9.1 Tests to be performed

In order to determine the highest value of the peak spatial-average SAR of a handset, all device positions, configurations and operational modes shall be tested for each frequency band according to steps 1 to 3 below. A flowchart of the test process is shown in picture 9.1.

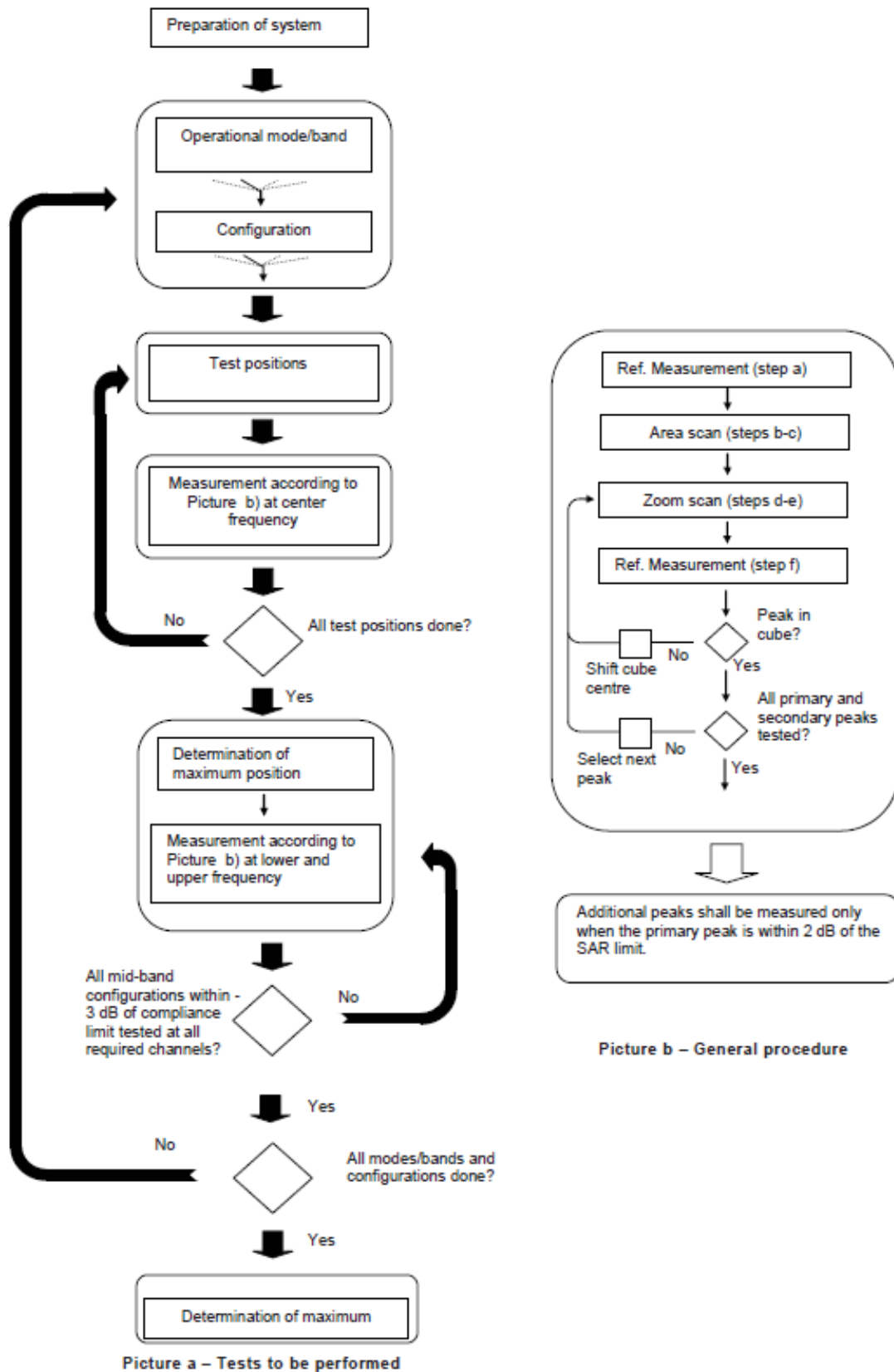
Step 1: The tests described in 9.2 shall be performed at the channel that is closest to the centre of the transmit frequency band (f_c) for:

- a) all device positions (cheek and tilt, for both left and right sides of the SAM phantom, as described in annex D),
- b) all configurations for each device position in a), e.g., antenna extended and retracted, and
- c) all operational modes, e.g., analogue and digital, for each device position in a) and configuration in b) in each frequency band.

If more than three frequencies need to be tested according to 11.1 (i.e., $N_c > 3$), then all frequencies, configurations and modes shall be tested for all of the above test conditions.

Step 2: For the condition providing highest peak spatial-average SAR determined in Step 1, perform all tests described in 9.2 at all other test frequencies, i.e., lowest and highest frequencies. In addition, for all other conditions (device position, configuration and operational mode) where the peak spatial-average SAR value determined in Step 1 is within 3 dB of the applicable SAR limit, it is recommended that all other test frequencies shall be tested as well.

Step 3: Examine all data to determine the highest value of the peak spatial-average SAR found in Steps 1 to 2.



Picture 9.1 Block diagram of the tests to be performed

9.2 General Measurement Procedure

The area and zoom scan resolutions specified in the table below must be applied to the SAR measurements and fully documented in SAR reports to qualify for TCB approval. Probe boundary effect error compensation is required for measurements with the probe tip closer than half a probe tip diameter to the phantom surface. Both the probe tip diameter and sensor offset distance must satisfy measurement protocols; to ensure probe boundary effect errors are minimized and the higher fields closest to the phantom surface can be correctly measured and extrapolated to the phantom surface for computing 1-g SAR. Tolerances of the post-processing algorithms must be verified by the test laboratory for the scan resolutions used in the SAR measurements, according to the reference distribution functions specified in IEEE Std 1528-2003. The results should be documented as part of the system validation records and may be requested to support test results when all the measurement parameters in the following table are not satisfied.

		≤ 3 GHz	> 3 GHz
Maximum distance from closest measurement point (geometric center of probe sensors) to phantom surface		5 ± 1 mm	$\frac{1}{2} \cdot \delta \cdot \ln(2) \pm 0.5$ mm
Maximum probe angle from probe axis to phantom surface normal at the measurement location		$30^\circ \pm 1^\circ$	$20^\circ \pm 1^\circ$
Maximum area scan spatial resolution: Δx_{Area} , Δy_{Area}		≤ 2 GHz: ≤ 15 mm 2 – 3 GHz: ≤ 12 mm	3 – 4 GHz: ≤ 12 mm 4 – 6 GHz: ≤ 10 mm
		When the x or y dimension of the test device, in the measurement plane orientation, is smaller than the above, the measurement resolution must be \leq the corresponding x or y dimension of the test device with at least one measurement point on the test device.	
Maximum zoom scan spatial resolution: Δx_{Zoom} , Δy_{Zoom}		≤ 2 GHz: ≤ 8 mm 2 – 3 GHz: ≤ 5 mm*	3 – 4 GHz: ≤ 5 mm* 4 – 6 GHz: ≤ 4 mm*
Maximum zoom scan spatial resolution, normal to phantom surface	uniform grid: $\Delta z_{Zoom}(n)$	≤ 5 mm	3 – 4 GHz: ≤ 4 mm 4 – 5 GHz: ≤ 3 mm 5 – 6 GHz: ≤ 2 mm
	graded grid	$\Delta z_{Zoom}(1)$: between 1 st two points closest to phantom surface	≤ 4 mm
		$\Delta z_{Zoom}(n>1)$: between subsequent points	$\leq 1.5 \cdot \Delta z_{Zoom}(n-1)$
Minimum zoom scan volume	x, y, z	≥ 30 mm	3 – 4 GHz: ≥ 28 mm 4 – 5 GHz: ≥ 25 mm 5 – 6 GHz: ≥ 22 mm
Note: δ is the penetration depth of a plane-wave at normal incidence to the tissue medium; see draft standard IEEE P1528-2011 for details. * When zoom scan is required and the <i>reported</i> SAR from the area scan based 1-g SAR estimation procedures of KDB 447498 is ≤ 1.4 W/kg, ≤ 8 mm, ≤ 7 mm and ≤ 5 mm zoom scan resolution may be applied, respectively, for 2 GHz to 3 GHz, 3 GHz to 4 GHz and 4 GHz to 6 GHz.			

9.3 WCDMA Measurement Procedures for SAR

The following procedures are applicable to WCDMA handsets operating under 3GPP Release99, Release 5 and Release 6. The default test configuration is to measure SAR with an established radio link between the DUT and a communication test set using a 12.2kbps RMC (reference measurement channel) configured in Test Loop Mode 1. SAR is selectively confirmed for other physical channel configurations (DPCCH & DPDCH_n), HSDPA and HSPA (HSUPA/HSDPA) modes according to output power, exposure conditions and device operating capabilities. Both uplink and downlink should be configured with the same RMC or AMR, when required. SAR for Release 5 HSDPA and Release 6 HSPA are measured using the applicable FRC (fixed reference channel) and E-DCH reference channel configurations. Maximum output power is verified according to applicable versions of 3GPP TS 34.121 and SAR must be measured according to these maximum output conditions. When Maximum Power Reduction (MPR) is not implemented according to Cubic Metric (CM) requirements for Release 6 HSPA, the following procedures do not apply.

For Release 5 HSDPA Data Devices:

Sub-test	β_c	β_d	β_d (SF)	β_c / β_d	β_{hs}	CM/dB
1	2/15	15/15	64	2/15	4/15	0.0
2	12/15	15/15	64	12/15	24/25	1.0
3	15/15	8/15	64	15/8	30/15	1.5
4	15/15	4/15	64	15/4	30/15	1.5

For Release 6 HSPA Data Devices

Sub-test	β_c	β_d	β_d (SF)	β_c / β_d	β_{hs}	β_{ec}	β_{ed}	β_{ed} (SF)	β_{ed} (codes)	CM (dB)	MPR (dB)	AG Index	E-TFCI
1	11/15	15/15	64	11/15	22/15	209/225	1039/225	4	1	1.5	1.5	20	75
2	6/15	15/15	64	6/15	12/15	12/15	12/15	4	1	1.5	1.5	12	67
3	15/15	9/15	64	15/9	30/15	30/15	$\beta_{ed1}:47/15$ $\beta_{ed2}:47/15$	4	2	1.5	1.5	15	92
4	2/15	15/15	64	2/15	4/15	4/15	56/75	4	1	1.5	1.5	17	71
5	15/15	15/15	64	15/15	24/15	30/15	134/15	4	1	1.5	1.5	21	81

Rel.8 DC-HSDPA (Cat 24)

SAR test exclusion for Rel.8 DC-HSDPA must satisfy the SAR test exclusion requirements of Rel.5 HSDPA. SAR test exclusion for DC-HSDPA devices is determined by power measurements according to the H-Set 12, Fixed Reference Channel (FRC) configuration in Table C.8.1.12 of 3GPP TS 34.121-1. A primary and a secondary serving HS-DSCH Cell are required to perform the power measurement and for the results to qualify for SAR test exclusion.

9.4 SAR Measurement for LTE

SAR tests for LTE are performed with a base station simulator, Rohde & Schwarz CMW500. Closed loop power control was used so the UE transmits with maximum output power during SAR testing. All powers were measured with the CMW 500.

It is performed for conducted power and SAR based on the KDB941225 D05.

SAR is evaluated separately according to the following procedures for the different test positions in each exposure condition – head, body, body-worn accessories and other use conditions. The procedures in the following subsections are applied separately to test each LTE frequency band.

1) QPSK with 1 RB allocation

Start with the largest channel bandwidth and measure SAR for QPSK with 1 RB allocation, using the RB offset and required test channel combination with the highest maximum output power among RB offsets at the upper edge, middle and lower edge of each required test channel. When the reported SAR is ≤ 0.8 W/kg, testing of the remaining RB offset configurations and required test channels is not required for 1 RB allocation; otherwise, SAR is required for the remaining required test channels and only for the RB offset configuration with the highest output power for that channel. When the reported SAR of a required test channel is > 1.45 W/kg, SAR is required for all three RB offset configurations for that required test channel.

2) QPSK with 50% RB allocation

The procedures required for 1 RB allocation in 1) are applied to measure the SAR for QPSK with 50% RB allocation.

3) QPSK with 100% RB allocation

For QPSK with 100% RB allocation, SAR is not required when the highest maximum output power for 100 % RB allocation is less than the highest maximum output power in 50% and 1 RB allocations and the highest reported SAR for 1 RB and 50% RB allocation in 1) and 2) are ≤ 0.8 W/kg. Otherwise, SAR is measured for the highest output power channel; and if the reported SAR is > 1.45 W/kg, the remaining required test channels must also be tested.

TDD test:

TDD testing is performed using guidance from FCC KDB 941225 D05 and the SAR test guidance provided in April 2013 TCB works hop notes. TDD is tested at the highest duty factor using UL-DL configuration 0 with special subframe configuration 6 and applying the FDD LTE procedures in KDB 941225 D05. SAR testing is performed using the extended cyclic prefix listed in 3GPP TS 36.211.

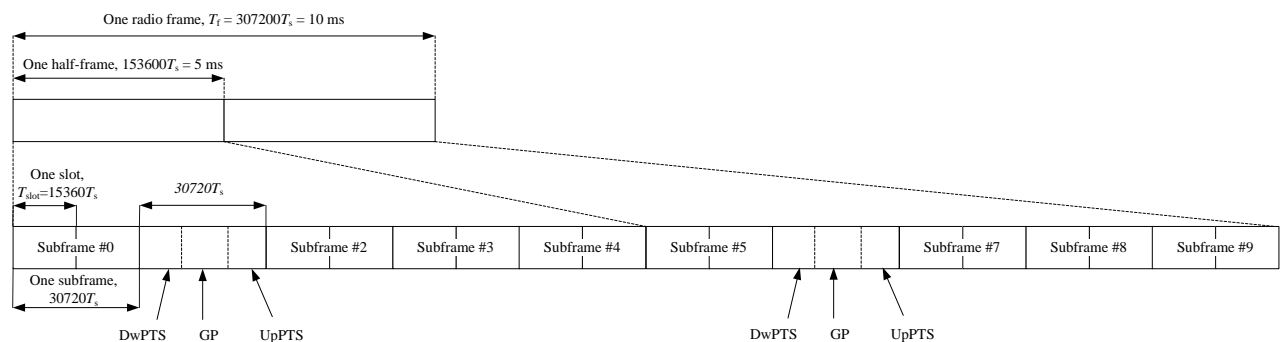


Figure 9.2: Frame structure type 2 (for 5 ms switch-point periodicity)

Table 9.1: Configuration of special subframe (lengths of DwPTS/GP/UpPTS)

Special subframe configuration	Normal cyclic prefix in downlink			Extended cyclic prefix in downlink		
	DwPTS	UpPTS		DwPTS	UpPTS	
		Normal cyclic prefix in uplink	Extended cyclic prefix in uplink		Normal cyclic prefix in uplink	Extended cyclic prefix in uplink
0	$6592 \cdot T_s$	$2192 \cdot T_s$	$2560 \cdot T_s$	$7680 \cdot T_s$	$2192 \cdot T_s$	$2560 \cdot T_s$
1	$19760 \cdot T_s$			$20480 \cdot T_s$		
2	$21952 \cdot T_s$			$23040 \cdot T_s$		
3	$24144 \cdot T_s$			$25600 \cdot T_s$		
4	$26336 \cdot T_s$			$7680 \cdot T_s$		
5	$6592 \cdot T_s$	$4384 \cdot T_s$	$5120 \cdot T_s$	$20480 \cdot T_s$	$4384 \cdot T_s$	$5120 \cdot T_s$
6	$19760 \cdot T_s$			$23040 \cdot T_s$		
7	$21952 \cdot T_s$			$12800 \cdot T_s$		
8	$24144 \cdot T_s$			-		
9	$13168 \cdot T_s$			-		

Table 9.2: Uplink-downlink configurations

Uplink-downlink configuration	Downlink-to-Uplink Switch-point periodicity	Subframe number									
		0	1	2	3	4	5	6	7	8	9
0	5 ms	D	S	U	U	U	D	S	U	U	U
1	5 ms	D	S	U	U	D	D	S	U	U	D
2	5 ms	D	S	U	D	D	D	S	U	D	D
3	10 ms	D	S	U	U	U	D	D	D	D	D
4	10 ms	D	S	U	U	D	D	D	D	D	D
5	10 ms	D	S	U	D	D	D	D	D	D	D
6	5 ms	D	S	U	U	U	D	S	U	U	D

Duty factor is calculated by:

Duty factor = uplink frame*6+UpPTS*2/one frame length

$$= (30720 \cdot T_s * 6 + 5120 \cdot T_s * 2) / 307200 \cdot T_s$$

$$= 0.633$$

9.5 Bluetooth & Wi-Fi Measurement Procedures for SAR

Normal network operating configurations are not suitable for measuring the SAR of 802.11 transmitters in general. Unpredictable fluctuations in network traffic and antenna diversity conditions can introduce undesirable variations in SAR results. The SAR for these devices should be measured using chipset based test mode software to ensure that the results are consistent and reliable.

Chipset based test mode software is hardware dependent and generally varies among manufacturers. The device operating parameters established in a test mode for SAR measurements must be identical to those programmed in production units, including output power levels, amplifier gain settings and other RF performance tuning parameters. The test frequencies should correspond to actual channel frequencies defined for domestic use. SAR for devices with switched diversity should be measured with only one antenna transmitting at a time during each SAR measurement, according to a fixed modulation and data rate. The same data pattern should be used for all measurements.

9.6 Power Drift

To control the output power stability during the SAR test, DASY5 system calculates the power drift by measuring the E-field at the same location at the beginning and at the end of the measurement for each test position. These drift values can be found in section 14 labeled as: (Power Drift [dB]). This ensures that the power drift during one measurement is within 5%.

10 Area Scan Based 1-g SAR

10.1 Requirement of KDB

According to the KDB447498 D01, when the implementation is based the specific polynomial fit algorithm as presented at the 29th Bioelectromagnetics Society meeting (2007) and the estimated 1-gSAR is ≤ 1.2 W/kg, a zoom scan measurement is not required provided it is also not needed for any other purpose; for example, if the peak SAR location required for simultaneous transmission SAR test exclusion can be determined accurately by the SAR system or manually to discriminate between distinctive peaks and scattered noisy SAR distributions from area scans.

There must not be any warning or alert messages due to various measurement concerns identified by the SAR system; for example, noise in measurements, peaks too close to scan boundary, peaks are too sharp, spatial resolution and uncertainty issues etc. The SAR system verification must also demonstrate that the area scan estimated 1-g SAR is within 3% of the zoom scan 1-g SAR (See Annex B). When all the SAR results for each exposure condition in a frequency band and wireless mode are based on estimated 1-g SAR, the 1-g SAR for the highest SAR configuration must be determined by a zoom scan.

10.2 Fast SAR Algorithms

The approach is based on the area scan measurement applying a frequency dependent attenuation parameter. This attenuation parameter was empirically determined by analyzing a large number of phones. The MOTOROLA FAST SAR was developed and validated by the MOTOROLA Research Group in Ft. Lauderdale.

In the initial study, an approximation algorithm based on Linear fit was developed. The accuracy of the algorithm has been demonstrated across a broad frequency range (136-2450 MHz) and for both 1- and 10-g averaged SAR using a sample of 264 SAR measurements from 55 wireless handsets. For the sample size studied, the root-mean-squared errors of the algorithm are 1.2% and 5.8% for 1- and 10-g averaged SAR, respectively. The paper describing the algorithm in detail is expected to be published in August 2004 within the Special Issue of Transactions on MTT.

In the second step, the same research group optimized the fitting algorithm to an Polynomial fit whereby the frequency validity was extended to cover the range 30-6000MHz. Details of this study can be found in the BEMS 2007 Proceedings.

Both algorithms are implemented in DASYS software.

11 Conducted Output Power

Table11.1: Summary of Receiver detection mechanism-Main antenna

Antenna	Receiver on+ P-Sensor on	Receiver off+ SAR sensor off	Receiver off+ SAR sensor on
Main Antenna	Power Level A1	Power Level B1	Power Level C1

Table11.2: Summary of Receiver detection mechanism-WiFi antenna

Antenna	Receiver on+ P-Sensor on	Receiver off+ SAR sensor off	Receiver off+ SAR sensor on
WLAN Antenna	Power Level A1	Power Level B1	Power Level C1

11.1 GSM Measurement result

**Table 11.1-1: The conducted power measurement results –GSM850
-Power Level A1/B1/C1**

GSM 850 Speech (GMSK)	Measured timeslot-averaged output power (dBm)			Tune up	calculation	Source-based time-averaged output power (dBm)		
	251	190	128			251	190	128
1 Txslot	32.79	32.66	32.46	33.50	/	/	/	/
GSM 850 GPRS (GMSK)	Measured timeslot-averaged output power (dBm)				calculation	Source-based time-averaged output power (dBm)		
	251	190	128			251	190	128
1 Txslot	32.17	32.58	32.28	33.50	-9.03	23.14	23.55	23.25
2 Txslots	30.44	30.49	30.37	31.50	-6.02	24.42	24.47	24.35
3 Txslots	28.51	28.42	28.25	29.50	-4.26	24.25	24.16	23.99
4 Txslots	27.18	27.56	27.52	28.50	-3.01	24.17	24.55	24.51
GSM 850 EGPRS (GMSK)	Measured timeslot-averaged output power (dBm)				calculation	Source-based time-averaged output power (dBm)		
	251	190	128			251	190	128
1 Txslot	32.36	32.24	32.05	33.50	-9.03	23.33	23.21	23.02
2 Txslots	30.42	30.18	30.16	31.50	-6.02	24.40	24.16	24.14
3 Txslots	28.30	28.15	28.03	29.50	-4.26	24.04	23.89	23.77
4 Txslots	26.81	27.31	27.34	28.50	-3.01	23.80	24.30	24.33
GSM 850 EGPRS (8PSK)	Measured timeslot-averaged output power (dBm)				calculation	Source-based time-averaged output power (dBm)		
	251	190	128			251	190	128
1 Txslot	26.21	26.32	26.27	28.00	-9.03	17.18	17.29	17.24
2 Txslots	25.55	25.59	25.55	26.00	-6.02	19.53	19.57	19.53
3Txslots	23.99	22.99	22.96	24.00	-4.26	19.73	18.73	18.70
4 Txslots	22.13	22.18	22.44	23.00	-3.01	19.12	19.17	19.43

NOTES:

1) Division Factors

To average the power, the division factor is as follows:

1TX-slot = 1 transmit time slot out of 8 time slots=> conducted power divided by (8/1) => -9.03dB

2TX-slots = 2 transmit time slots out of 8 time slots=> conducted power divided by (8/2) => -6.02dB

3TX-slots = 3 transmit time slots out of 8 time slots=> conducted power divided by (8/3) => -4.26dB

4TX-slots = 4 transmit time slots out of 8 time slots=> conducted power divided by (8/4) => -3.01dB

According to the conducted power as above, the body measurements are performed with 2Txslots for GSM850.

**Table 11.1-2: The conducted power measurement results-GSM1900
-Power Level A1**

PCS1900 Speech (GMSK)	Measured timeslot-averaged output power (dBm)			Tune up	calculation	Source-based time-averaged output power (dBm)		
	810	661	512			810	661	512
1 Txslot	25.72	26.21	25.42	26.50	/	/	/	/
PCS1900 GPRS (GMSK)	Measured timeslot-averaged output power (dBm)				calculation	Source-based time-averaged output power (dBm)		
	810	661	512			810	661	512
1 Txslot	26.08	26.31	25.58	26.50	-9.03	17.05	17.28	16.55
2 Txslots	23.70	23.72	23.35	24.50	-6.02	17.68	17.70	17.33
3 Txslots	21.80	21.96	21.94	22.50	-4.26	17.54	17.70	17.68
4 Txslots	20.75	20.93	21.01	21.50	-3.01	17.74	17.92	18.00
PCS1900 EGPRS (GMSK)	Measured timeslot-averaged output power (dBm)				calculation	Source-based time-averaged output power (dBm)		
	810	661	512			810	661	512
1 Txslot	26.41	26.19	26.34	26.50	-9.03	17.38	17.16	17.31
2 Txslots	23.45	23.48	23.19	24.50	-6.02	17.43	17.46	17.17
3 Txslots	21.50	21.75	21.82	22.50	-4.26	17.24	17.49	17.56
4 Txslots	21.04	21.07	20.88	21.50	-3.01	18.03	18.06	17.87
PCS1900 EGPRS (8PSK)	Measured timeslot-averaged output power (dBm)				calculation	Source-based time-averaged output power (dBm)		
	810	661	512			810	661	512
1 Txslot	22.92	22.66	22.44	23.00	-9.03	13.89	13.63	13.41
2 Txslots	20.62	20.31	20.60	21.00	-6.02	14.60	14.29	14.58
3Txslots	18.53	18.41	18.48	19.00	-4.26	14.27	14.15	14.22
4 Txslots	17.55	17.76	17.53	18.00	-3.01	14.54	14.75	14.52

NOTES:

1) Division Factors

To average the power, the division factor is as follows:

1TX-slot = 1 transmit time slot out of 8 time slots=> conducted power divided by (8/1) => -9.03dB

2TX-slots = 2 transmit time slots out of 8 time slots=> conducted power divided by (8/2) => -6.02dB

3TX-slots = 3 transmit time slots out of 8 time slots=> conducted power divided by (8/3) => -4.26dB

4TX-slots = 4 transmit time slots out of 8 time slots=> conducted power divided by (8/4) => -3.01dB

According to the conducted power as above, the body measurements are performed with 4Txslots for GSM1900.

**Table 11.1-3: The conducted power measurement results-GSM1900
-Power Level B1**

PCS1900 Speech (GMSK)	Measured timeslot-averaged output power (dBm)			Tune up	calculation	Source-based time-averaged output power (dBm)		
	810	661	512			810	661	512
1 Txslot	29.35	29.45	29.42	30.50	/	/	/	/
PCS1900 GPRS (GMSK)	Measured timeslot-averaged output power (dBm)				calculation	Source-based time-averaged output power (dBm)		
	810	661	512			810	661	512
1 Txslot	29.34	29.58	29.52	30.50	-9.03	20.31	20.55	20.49
2 Txslots	27.25	27.32	27.67	28.50	-6.02	21.23	21.30	21.65
3 Txslots	25.16	25.17	25.20	26.50	-4.26	20.90	20.91	20.94
4 Txslots	23.61	24.22	24.25	25.50	-3.01	20.60	21.21	21.24
PCS1900 EGPRS (GMSK)	Measured timeslot-averaged output power (dBm)				calculation	Source-based time-averaged output power (dBm)		
	810	661	512			810	661	512
1 Txslot	29.48	29.59	29.48	30.50	-9.03	20.45	20.56	20.45
2 Txslots	27.28	27.48	27.66	28.50	-6.02	21.26	21.46	21.64
3 Txslots	25.40	25.39	25.41	26.50	-4.26	21.14	21.13	21.15
4 Txslots	24.12	24.23	24.32	25.50	-3.01	21.11	21.22	21.31
PCS1900 EGPRS (8PSK)	Measured timeslot-averaged output power (dBm)				calculation	Source-based time-averaged output power (dBm)		
	810	661	512			810	661	512
1 Txslot	25.89	26.18	25.82	27.00	-9.03	16.86	17.15	16.79
2 Txslots	24.60	24.98	24.54	25.00	-6.02	18.58	18.96	18.52
3Txslots	22.01	21.89	21.79	23.00	-4.26	17.75	17.63	17.53
4 Txslots	21.14	20.92	20.41	22.00	-3.01	18.13	17.91	17.40

NOTES:

1) Division Factors

To average the power, the division factor is as follows:

1TX-slot = 1 transmit time slot out of 8 time slots=> conducted power divided by (8/1) => -9.03dB

2TX-slots = 2 transmit time slots out of 8 time slots=> conducted power divided by (8/2) => -6.02dB

3TX-slots = 3 transmit time slots out of 8 time slots=> conducted power divided by (8/3) => -4.26dB

4TX-slots = 4 transmit time slots out of 8 time slots=> conducted power divided by (8/4) => -3.01dB

According to the conducted power as above, the body measurements are performed with 2Txslots for GSM1900.

**Table 11.1-4: The conducted power measurement results-GSM1900
-Power Level C1**

PCS1900 Speech (GMSK)	Measured timeslot-averaged output power (dBm)			Tune up	calculation	Source-based time-averaged output power (dBm)		
	810	661	512			810	661	512
1 Txslot	27.72	27.21	27.42	28.50	/	/	/	/
PCS1900 GPRS (GMSK)	Measured timeslot-averaged output power (dBm)				calculation	Source-based time-averaged output power (dBm)		
	810	661	512			810	661	512
1 Txslot	27.35	27.55	27.56	28.50	-9.03	18.32	18.52	18.53
2 Txslots	25.15	25.09	25.09	26.50	-6.02	19.13	19.07	19.07
3 Txslots	22.84	23.05	22.96	24.50	-4.26	18.58	18.79	18.70
4 Txslots	21.52	21.57	21.59	23.50	-3.01	18.51	18.56	18.58
PCS1900 EGPRS (GMSK)	Measured timeslot-averaged output power (dBm)				calculation	Source-based time-averaged output power (dBm)		
	810	661	512			810	661	512
1 Txslot	27.53	27.40	27.50	28.50	-9.03	18.50	18.37	18.47
2 Txslots	25.36	24.71	25.03	26.50	-6.02	19.34	18.69	19.01
3 Txslots	23.08	22.88	23.24	24.50	-4.26	18.82	18.62	18.98
4 Txslots	21.57	21.51	21.58	23.50	-3.01	18.56	18.50	18.57
PCS1900 EGPRS (8PSK)	Measured timeslot-averaged output power (dBm)				calculation	Source-based time-averaged output power (dBm)		
	810	661	512			810	661	512
1 Txslot	23.85	23.98	23.99	25.00	-9.03	14.82	14.95	14.96
2 Txslots	21.31	21.37	21.57	23.00	-6.02	15.29	15.35	15.55
3Txslots	19.57	20.08	19.51	21.00	-4.26	15.31	15.82	15.25
4 Txslots	18.69	18.59	18.80	20.00	-3.01	15.68	15.58	15.79

NOTES:

1) Division Factors

To average the power, the division factor is as follows:

1TX-slot = 1 transmit time slot out of 8 time slots=> conducted power divided by (8/1) => -9.03dB

2TX-slots = 2 transmit time slots out of 8 time slots=> conducted power divided by (8/2) => -6.02dB

3TX-slots = 3 transmit time slots out of 8 time slots=> conducted power divided by (8/3) => -4.26dB

4TX-slots = 4 transmit time slots out of 8 time slots=> conducted power divided by (8/4) => -3.01dB

According to the conducted power as above, the body measurements are performed with 2Txslots for GSM1900.

11.2 WCDMA Measurement result

Table 11.2-1: The conducted Power for WCDMA B2/B4 -Power Level A1

WCDMA1900	FDDII result (dBm)			Tune up
	9538/9938	9400/9800	9262/9662	
	(1907.6MHz)	(1880MHz)	(1852.4MHz)	
	17.17	17.21	17.26	17.5
HSUPA	15.46	15.39	15.04	16.5
	15.08	15.09	14.92	16.5
	15.61	15.58	15.56	16.5
	15.55	15.39	15.34	16.5
	15.53	15.43	15.24	16.5
DC-HSDPA	15.53	15.51	15.65	16.5
	14.81	14.74	14.68	15.5
	14.45	14.25	14.19	15.5
	14.29	14.41	14.24	15.5

WCDMA1700	FDDIV result (dBm)			Tune up
	1513/1738	1412/1637	1312/1537	
	(1752.6MHz)	(1732.4MHz)	(1712.4MHz)	
	16.96	16.97	16.93	17.5
HSUPA	15.18	15.23	15.33	16.5
	14.77	14.85	14.84	16.5
	15.18	15.36	15.28	16.5
	15.19	15.17	15.21	16.5
	15.23	15.32	15.34	16.5
DC-HSDPA	15.22	15.14	15.25	16.5
	14.54	14.44	14.55	15.5
	14.02	14.08	14.04	15.5
	14.12	14.09	14.11	15.5

Table 11.2-2: The conducted Power for WCDMA B2/B4 -Power Level B1

WCDMA1900	FDDII result (dBm)			Tune up
	9538/9938	9400/9800	9262/9662	
	(1907.6MHz)	(1880MHz)	(1852.4MHz)	
	23.94	24.02	23.98	24.5
HSUPA	22.89	22.99	22.98	23.5
	22.39	22.48	22.48	23.5
	22.85	23.04	22.97	23.5
	22.87	22.96	22.95	23.5
	22.95	23.03	22.97	23.5
DC-HSDPA	22.91	23.12	22.97	23.5
	22.94	23.06	22.97	23.5
	22.41	22.58	22.51	23
	22.45	22.44	22.53	23

WCDMA1700	FDDIV result (dBm)			Tune up
	1513/1738	1412/1637	1312/1537	
	(1752.6MHz)	(1732.4MHz)	(1712.4MHz)	
	23.82	23.85	23.83	24.5
HSUPA	22.63	22.71	22.68	23.5
	22.26	22.24	22.26	23.5
	22.76	22.74	22.69	23.5
	22.73	22.76	22.71	23.5
	22.73	22.73	22.74	23.5
DC-HSDPA	22.72	22.71	22.69	23.5
	22.67	22.73	22.78	23.5
	22.26	22.23	22.26	23
	22.14	22.22	22.28	23

Table 11.2-3: The conducted Power for WCDMA B2/B4 -Power Level C1

WCDMA1900	FDDII result (dBm)			Tune up
	9538/9938	9400/9800	9262/9662	
	(1907.6MHz)	(1880MHz)	(1852.4MHz)	
	20.75	20.77	20.73	21.5
HSUPA	19.35	19.38	19.19	19.5
	18.73	18.54	18.66	19.5
	19.25	19.29	19.14	19.5
	19.15	19.25	19.16	19.5
	19.22	19.14	19.04	19.5
DC-HSDPA	19.12	19.21	19.06	20.5
	19.17	19.26	19.09	20.5
	18.58	18.65	18.54	20.5
	18.65	18.52	18.58	20.5

WCDMA1700	FDDIV result (dBm)			Tune up
	1513/1738	1412/1637	1312/1537	
	(1752.6MHz)	(1732.4MHz)	(1712.4MHz)	
	21.96	21.93	21.91	22.5
HSUPA	20.44	20.54	20.67	20.5
	19.96	19.98	20.06	21.5
	20.38	20.47	20.57	21.5
	20.34	20.39	20.42	20.5
	20.37	20.39	20.48	20.5
DC-HSDPA	20.36	20.52	20.53	21.5
	20.49	20.41	20.56	21.5
	19.87	19.93	19.96	21.5
	19.89	19.92	19.97	21.5

Table 11.2-4: The conducted Power for WCDMA B5 -Power Level A1/B1/C1

WCDMA850	FDDV result (dBm)			Tune up
	4233/4458	4183/4408	4132/4357	
	(846.6MHz)	(836.6MHz)	(826.4MHz)	
	24.01	24.06	24.16	25
HSUPA	23.01	23.04	23.12	23.5
	22.43	22.51	22.61	23.5
	22.95	22.94	22.93	23.5
	23.08	23.09	23.16	23.5
	23.02	23.01	23.08	23.5
DC-HSDPA	22.97	22.99	23.06	24
	23.03	23.01	23.05	24
	22.48	22.56	22.45	23.5
	22.55	22.62	22.48	23.5

11.3 LTE Measurement result

Maximum Target Power for Production Unit

Band	Tune up (dBm)		
	Receiver on+ P-Sensor on	Receiver off+ SAR sensor off	Receiver off+ SAR sensor on
	Power Level A1	Power Level B1	Power Level C1
LTE B7-ANT3	14.5	24	17.5
LTE B7-ANT1	22	24	15
LTE B12	25	25	24
LTE B25-ANT3	17.5	24.5	21.5
LTE B25-ANT1	24.5	24.5	17.5
LTE B26	25	25	24
LTE B28	25	25	24
LTE B41-ANT3	17.5	24.5	20.5
LTE B41-ANT1	23.5	24.5	16.5
LTE B66-ANT3	17.5	24.5	22.5
LTE B66-ANT1	24.5	24.5	20.5

LTE B7 ANT3-Power Level A1

LTE B7						
BANDWIDTH	Number of RBs	Frequency	QPSK	16QAM	64QAM	256QAM
5MHz	1RB-High (24)	2567.5 (21425)	13.68	13.78	13.63	14.06
		2535 (21100)	13.68	14.13	13.84	13.79
		2502.5 (20775)	13.49	13.84	13.45	13.98
	1RB-Middle (12)	2567.5 (21425)	13.61	14.07	13.84	14.21
		2535 (21100)	13.84	13.80	13.90	14.25
		2502.5 (20775)	13.55	13.60	13.55	13.82
	1RB-Low (0)	2567.5 (21425)	13.68	14.28	13.89	14.20
		2535 (21100)	13.68	13.82	13.76	13.66
		2502.5 (20775)	13.67	13.81	13.59	13.41
	12RB-High (13)	2567.5 (21425)	13.71	13.54	13.76	13.89
		2535 (21100)	13.71	13.59	13.54	14.13
		2502.5 (20775)	13.45	13.57	13.62	13.73
	12RB-Middle (6)	2567.5 (21425)	13.96	14.16	13.95	13.77
		2535 (21100)	14.05	13.92	13.59	13.66
		2502.5 (20775)	13.64	13.47	13.40	13.67
	12RB-Low (0)	2567.5 (21425)	14.02	14.03	13.81	14.07
		2535 (21100)	13.86	13.76	13.69	13.80
		2502.5 (20775)	13.39	13.65	13.58	13.70
	25RB (0)	2567.5 (21425)	13.86	13.68	13.87	13.84

		2535 (21100)	13.54	13.55	13.58	13.58	
		2502.5 (20775)	13.55	13.38	13.45	13.85	
10MHz	1RB-High (49)	2565 (21400)	13.80	13.76	13.96	14.03	
		2535 (21100)	13.79	14.01	13.55	13.75	
		2505 (20800)	13.24	13.52	13.72	13.81	
	1RB-Middle (24)	2565 (21400)	13.78	13.89	13.94	14.44	
		2535 (21100)	13.81	13.89	14.05	14.17	
		2505 (20800)	13.52	13.77	13.55	13.85	
	1RB-Low (0)	2565 (21400)	13.76	14.33	13.88	14.39	
		2535 (21100)	13.70	13.92	13.66	13.89	
		2505 (20800)	13.58	13.68	13.47	13.62	
	25RB-High (25)	2565 (21400)	13.97	13.68	13.79	13.77	
		2535 (21100)	13.83	13.70	13.81	14.06	
		2505 (20800)	13.39	13.41	13.43	13.90	
	25RB-Middle (12)	2565 (21400)	14.07	14.08	13.77	13.79	
		2535 (21100)	13.99	13.79	13.73	13.77	
		2505 (20800)	13.55	13.36	13.23	13.47	
	25RB-Low (0)	2565 (21400)	14.08	13.81	13.92	14.09	
		2535 (21100)	13.67	13.81	13.56	13.63	
		2505 (20800)	13.51	13.59	13.48	13.57	
	50RB (0)	2565 (21400)	13.86	14.00	13.71	13.94	
		2535 (21100)	13.50	13.62	13.73	13.54	
		2505 (20800)	13.39	13.49	13.56	13.77	
	15MHz	1RB-High (74)	2562.5 (21375)	13.82	13.84	13.91	13.95
			2535 (21100)	13.60	14.14	13.75	13.83
			2507.5 (20825)	13.33	13.78	13.46	13.72
1RB-Middle (37)		2562.5 (21375)	13.69	14.21	14.17	14.15	
		2535 (21100)	13.75	13.91	13.95	14.18	
		2507.5 (20825)	13.51	13.60	13.53	13.83	
1RB-Low (0)		2562.5 (21375)	13.77	14.20	14.10	14.17	
		2535 (21100)	13.80	13.89	13.82	13.78	
		2507.5 (20825)	13.63	13.83	13.56	13.61	
36RB-High (38)		2562.5 (21375)	13.92	13.81	13.68	13.92	
		2535 (21100)	13.70	13.82	13.59	14.11	
		2507.5 (20825)	13.71	13.53	13.72	13.60	
36RB-Middle (19)		2562.5 (21375)	13.94	13.94	13.62	14.01	
		2535 (21100)	13.84	13.60	13.67	13.46	
		2507.5 (20825)	13.60	13.49	13.55	13.76	
36RB-Low (0)		2562.5 (21375)	13.94	14.18	14.00	14.08	
		2535 (21100)	13.91	13.87	13.60	13.71	
		2507.5 (20825)	13.46	13.50	13.45	13.81	
75RB (0)		2562.5 (21375)	13.86	13.62	13.98	14.18	

		2535 (21100)	13.74	13.60	13.76	13.74
		2507.5 (20825)	13.39	13.37	13.54	13.79
20MHz	1RB-High (99)	2560 (21350)	14.03	14.08	13.94	14.06
		2535 (21100)	13.76	14.21	13.82	13.91
		2510 (20850)	13.54	13.82	13.72	13.82
	1RB-Middle (50)	2560 (21350)	13.91	14.22	14.16	14.29
		2535 (21100)	14.05	13.88	14.01	14.20
		2510 (20850)	13.51	13.85	13.87	13.67
	1RB-Low (0)	2560 (21350)	13.98	14.41	14.10	14.27
		2535 (21100)	13.75	13.89	13.85	13.72
		2510 (20850)	13.71	13.93	13.72	13.54
	50RB-High (50)	2560 (21350)	14.00	13.89	13.92	13.73
		2535 (21100)	13.90	13.93	13.81	14.00
		2510 (20850)	13.66	13.75	13.68	13.76
	50RB-Middle (25)	2560 (21350)	14.05	14.13	13.97	13.85
		2535 (21100)	14.07	13.87	13.73	13.65
		2510 (20850)	13.64	13.63	13.58	13.59
	50RB-Low (0)	2560 (21350)	14.04	14.13	14.01	13.92
		2535 (21100)	13.92	13.95	13.75	13.74
		2510 (20850)	13.63	13.70	13.67	13.65
100RB (0)	2560 (21350)	14.06	13.97	13.96	14.01	
	2535 (21100)	13.83	13.78	13.77	13.72	
	2510 (20850)	13.58	13.60	13.52	13.71	

LTE B7 ANT3-Power Level B1

LTE B7						
BANDWIDTH	Number of RBs	Frequency	QPSK	16QAM	64QAM	256QAM
5MHz	1RB-High (24)	2567.5 (21425)	22.97	22.38	21.31	18.09
		2535 (21100)	22.97	22.23	20.96	18.09
		2502.5 (20775)	22.79	22.19	21.09	18.29
	1RB-Middle (12)	2567.5 (21425)	22.96	22.52	21.35	18.07
		2535 (21100)	23.00	22.26	21.29	17.94
		2502.5 (20775)	22.78	22.25	21.11	18.28
	1RB-Low (0)	2567.5 (21425)	22.92	22.27	21.22	18.04
		2535 (21100)	22.95	22.24	21.03	18.08
		2502.5 (20775)	22.74	22.22	20.96	18.12
	12RB-High (13)	2567.5 (21425)	21.97	21.11	20.10	18.10
		2535 (21100)	21.97	20.94	20.04	18.21
		2502.5 (20775)	21.84	20.84	19.86	17.92
	12RB-Middle (6)	2567.5 (21425)	22.02	21.10	20.06	17.97
		2535 (21100)	22.13	21.03	20.16	18.05

		2502.5 (20775)	21.87	20.94	19.85	18.08
	12RB-Low (0)	2567.5 (21425)	21.99	21.06	20.02	17.95
		2535 (21100)	22.04	21.06	20.02	18.22
		2502.5 (20775)	21.76	20.87	19.77	18.25
	25RB (0)	2567.5 (21425)	22.03	21.03	20.04	17.95
		2535 (21100)	21.97	20.96	19.92	18.15
		2502.5 (20775)	21.79	20.81	19.83	17.97
10MHz	1RB-High (49)	2565 (21400)	23.18	22.44	21.48	18.14
		2535 (21100)	23.00	22.26	21.44	17.99
		2505 (20800)	22.78	22.41	21.12	18.04
	1RB-Middle (24)	2565 (21400)	22.97	22.32	21.28	18.04
		2535 (21100)	22.95	22.26	21.32	17.98
		2505 (20800)	22.77	22.10	21.03	17.95
	1RB-Low (0)	2565 (21400)	22.97	22.21	21.33	18.18
		2535 (21100)	22.97	22.41	21.19	18.13
		2505 (20800)	22.76	22.14	21.03	17.97
	25RB-High (25)	2565 (21400)	22.02	21.02	19.96	18.15
		2535 (21100)	22.06	20.95	19.93	18.08
		2505 (20800)	21.84	20.88	19.85	18.27
	25RB-Middle (12)	2565 (21400)	22.04	21.03	20.06	18.16
		2535 (21100)	22.02	21.01	19.96	18.23
		2505 (20800)	21.89	20.90	19.82	18.23
	25RB-Low (0)	2565 (21400)	22.02	21.03	20.10	18.10
		2535 (21100)	21.99	21.07	20.12	18.06
		2505 (20800)	21.83	20.84	19.86	18.25
50RB (0)	2565 (21400)	22.03	20.97	20.00	18.16	
	2535 (21100)	22.01	20.97	20.04	18.04	
	2505 (20800)	21.85	20.86	19.83	18.12	
15MHz	1RB-High (74)	2562.5 (21375)	22.86	21.91	21.25	17.95
		2535 (21100)	22.84	22.09	21.12	18.25
		2507.5 (20825)	22.58	21.87	20.92	18.14
	1RB-Middle (37)	2562.5 (21375)	22.84	21.85	21.16	17.98
		2535 (21100)	22.89	21.97	21.14	17.90
		2507.5 (20825)	22.59	21.91	20.91	18.05
	1RB-Low (0)	2562.5 (21375)	22.89	22.11	20.99	18.29
		2535 (21100)	22.81	22.06	20.86	18.06
		2507.5 (20825)	22.59	21.68	20.72	18.09
	36RB-High (38)	2562.5 (21375)	21.94	20.86	19.87	18.19
		2535 (21100)	21.86	20.93	19.91	18.08
		2507.5 (20825)	21.79	20.72	19.79	18.27
	36RB-Middle (19)	2562.5 (21375)	21.84	20.96	19.90	18.03
		2535 (21100)	21.81	20.89	19.86	18.03

	36RB-Low (0)	2507.5 (20825)	21.77	20.69	19.73	18.12	
		2562.5 (21375)	21.92	20.91	19.87	18.08	
		2535 (21100)	21.94	20.93	19.88	18.03	
		2507.5 (20825)	21.75	20.67	19.71	17.92	
	75RB (0)	2562.5 (21375)	21.90	20.90	19.98	18.26	
		2535 (21100)	21.85	20.89	19.80	18.08	
		2507.5 (20825)	21.71	20.75	19.82	18.07	
	20MHz	1RB-High (99)	2560 (21350)	22.88	22.02	21.21	18.01
			2535 (21100)	22.76	22.16	20.99	18.19
2510 (20850)			22.65	21.92	20.92	17.92	
1RB-Middle (50)		2560 (21350)	22.78	22.64	21.04	18.16	
		2535 (21100)	23.41	22.05	20.90	18.27	
		2510 (20850)	22.67	22.02	20.92	18.25	
1RB-Low (0)		2560 (21350)	22.83	22.09	21.12	17.93	
		2535 (21100)	22.74	22.21	21.05	18.12	
		2510 (20850)	22.51	21.87	20.95	17.95	
50RB-High (50)		2560 (21350)	21.86	20.90	19.85	18.00	
		2535 (21100)	21.92	20.81	19.80	18.10	
		2510 (20850)	21.81	20.81	19.79	18.03	
50RB-Middle (25)		2560 (21350)	21.94	20.93	20.05	18.01	
		2535 (21100)	21.87	20.93	19.85	18.11	
		2510 (20850)	21.79	20.79	19.80	18.25	
50RB-Low (0)		2560 (21350)	21.90	20.93	19.98	18.12	
		2535 (21100)	21.89	20.90	19.89	18.15	
		2510 (20850)	21.96	20.70	19.71	18.13	
100RB (0)		2560 (21350)	21.97	20.97	19.95	18.04	
		2535 (21100)	21.93	20.87	19.85	18.14	
		2510 (20850)	21.73	20.71	19.70	18.04	

LTE B7 ANT3-Power Level C1

LTE B7						
BANDWIDTH	Number of RBs	Frequency	QPSK	16QAM	64QAM	256QAM
5MHz	1RB-High (24)	2567.5 (21425)	16.68	16.68	16.72	16.37
		2535 (21100)	16.52	16.88	16.61	16.57
		2502.5 (20775)	16.58	16.78	16.49	16.52
	1RB-Middle (12)	2567.5 (21425)	16.54	16.80	16.61	16.53
		2535 (21100)	16.43	16.87	16.56	16.57
		2502.5 (20775)	16.45	16.68	16.46	16.58
	1RB-Low (0)	2567.5 (21425)	16.59	16.80	16.63	16.28
		2535 (21100)	16.81	16.92	16.80	16.78
		2502.5 (20775)	16.38	16.65	16.73	16.30

	12RB-High (13)	2567.5 (21425)	16.70	16.50	16.58	16.20	
		2535 (21100)	16.70	16.65	16.52	16.42	
		2502.5 (20775)	16.60	16.35	16.25	16.44	
	12RB-Middle (6)	2567.5 (21425)	16.82	16.60	16.45	16.15	
		2535 (21100)	16.81	16.52	16.37	16.66	
		2502.5 (20775)	16.59	16.63	16.57	16.20	
	12RB-Low (0)	2567.5 (21425)	16.59	16.72	16.55	16.68	
		2535 (21100)	16.67	16.52	16.62	16.51	
		2502.5 (20775)	16.57	16.38	16.44	16.54	
	25RB (0)	2567.5 (21425)	16.80	16.65	16.69	16.75	
		2535 (21100)	16.69	16.49	16.45	16.38	
		2502.5 (20775)	16.73	16.57	16.50	16.42	
10MHz	1RB-High (49)	2565 (21400)	16.66	16.68	16.81	16.29	
		2535 (21100)	16.50	16.66	16.58	16.47	
		2505 (20800)	16.48	16.72	16.49	16.52	
	1RB-Middle (24)	2565 (21400)	16.67	16.60	16.66	16.62	
		2535 (21100)	16.52	16.92	16.65	16.49	
		2505 (20800)	16.42	16.74	16.53	16.42	
	1RB-Low (0)	2565 (21400)	16.73	16.75	16.57	16.42	
		2535 (21100)	16.63	16.91	16.95	16.51	
		2505 (20800)	16.50	16.63	16.45	16.45	
	25RB-High (25)	2565 (21400)	16.50	16.51	16.41	16.21	
		2535 (21100)	16.46	16.41	16.42	16.34	
		2505 (20800)	16.44	16.54	16.27	16.50	
	25RB-Middle (12)	2565 (21400)	16.67	16.70	16.46	16.23	
		2535 (21100)	16.76	16.64	16.53	16.63	
		2505 (20800)	16.66	16.52	16.61	16.38	
	25RB-Low (0)	2565 (21400)	16.67	16.52	16.50	16.51	
		2535 (21100)	16.68	16.69	16.42	16.48	
		2505 (20800)	16.37	16.48	16.62	16.29	
	50RB (0)	2565 (21400)	16.69	16.73	16.62	16.62	
		2535 (21100)	16.66	16.72	16.32	16.19	
		2505 (20800)	16.75	16.44	16.46	16.50	
	15MHz	1RB-High (74)	2562.5 (21375)	16.61	16.54	16.51	16.43
			2535 (21100)	16.67	16.74	16.76	16.53
			2507.5 (20825)	16.43	16.74	16.56	16.62
1RB-Middle (37)		2562.5 (21375)	16.80	16.66	16.54	16.41	
		2535 (21100)	16.47	16.86	16.52	16.52	
		2507.5 (20825)	16.41	16.61	16.41	16.46	
1RB-Low (0)		2562.5 (21375)	16.63	16.77	16.78	16.43	
		2535 (21100)	16.61	17.06	16.67	16.60	
		2507.5 (20825)	16.36	16.41	16.66	16.55	

	36RB-High (38)	2562.5 (21375)	16.63	16.58	16.56	16.15
		2535 (21100)	16.71	16.59	16.47	16.56
		2507.5 (20825)	16.69	16.61	16.41	16.46
	36RB-Middle (19)	2562.5 (21375)	16.85	16.66	16.53	16.12
		2535 (21100)	16.80	16.49	16.36	16.48
		2507.5 (20825)	16.75	16.41	16.57	16.36
	36RB-Low (0)	2562.5 (21375)	16.72	16.78	16.69	16.48
		2535 (21100)	16.63	16.59	16.55	16.59
		2507.5 (20825)	16.62	16.50	16.57	16.48
	75RB (0)	2562.5 (21375)	16.78	16.75	16.64	16.49
		2535 (21100)	16.60	16.60	16.51	16.26
		2507.5 (20825)	16.54	16.38	16.55	16.55
20MHz	1RB-High (99)	2560 (21350)	16.61	16.70	16.71	16.33
		2535 (21100)	16.57	16.81	16.67	16.56
		2510 (20850)	16.49	16.78	16.55	16.58
	1RB-Middle (50)	2560 (21350)	16.70	16.75	16.62	16.56
		2535 (21100)	16.55	16.90	16.69	16.67
		2510 (20850)	16.50	16.74	16.53	16.49
	1RB-Low (0)	2560 (21350)	16.71	16.95	16.71	16.38
		2535 (21100)	16.73	17.04	16.86	16.68
		2510 (20850)	16.50	16.59	16.64	16.47
	50RB-High (50)	2560 (21350)	16.68	16.64	16.60	16.28
		2535 (21100)	16.66	16.61	16.53	16.54
		2510 (20850)	16.61	16.53	16.45	16.41
	50RB-Middle (25)	2560 (21350)	16.78	16.72	16.62	16.28
		2535 (21100)	16.79	16.62	16.51	16.62
		2510 (20850)	16.65	16.58	16.62	16.36
	50RB-Low (0)	2560 (21350)	16.76	16.71	16.67	16.59
		2535 (21100)	16.74	16.68	16.60	16.50
		2510 (20850)	16.57	16.55	16.55	16.45
	100RB (0)	2560 (21350)	16.80	16.71	16.60	16.69
		2535 (21100)	16.61	16.62	16.50	16.35
		2510 (20850)	16.65	16.49	16.57	16.47

LTE B7 ANT1-Power Level A1

LTE B7					
BANDWIDTH	Number of RBs	Frequency	QPSK	16QAM	64QAM
5MHz	1RB-High (24)	2567.5 (21425)	20.86	21.01	21.05
		2535 (21100)	20.96	20.93	21.10
		2502.5 (20775)	21.08	20.70	21.28
	1RB-Middle (12)	2567.5 (21425)	20.84	20.98	21.51

		2535 (21100)	21.04	20.64	21.30	
		2502.5 (20775)	21.02	21.20	20.98	
		2567.5 (21425)	20.57	20.96	21.22	
	1RB-Low (0)	2535 (21100)	21.01	20.89	21.30	
		2502.5 (20775)	20.85	20.65	21.36	
	12RB-High (13)	2567.5 (21425)	20.78	20.95	19.98	
		2535 (21100)	21.00	21.25	19.99	
		2502.5 (20775)	20.80	20.52	19.92	
	12RB-Middle (6)	2567.5 (21425)	21.23	21.07	20.17	
		2535 (21100)	20.66	20.81	20.19	
		2502.5 (20775)	20.63	20.61	19.89	
	12RB-Low (0)	2567.5 (21425)	20.97	21.26	19.88	
		2535 (21100)	21.02	21.03	19.69	
		2502.5 (20775)	20.71	21.13	19.91	
	25RB (0)	2567.5 (21425)	20.77	20.82	19.67	
2535 (21100)		20.82	20.85	20.01		
2502.5 (20775)		20.87	20.84	19.98		
10MHz	1RB-High (49)	2565 (21400)	20.79	20.68	21.11	
		2535 (21100)	20.80	21.00	21.31	
		2505 (20800)	20.79	20.94	21.00	
	1RB-Middle (24)	2565 (21400)	21.12	21.09	21.35	
		2535 (21100)	20.92	20.75	21.26	
		2505 (20800)	20.79	21.21	21.14	
	1RB-Low (0)	2565 (21400)	20.81	21.29	21.25	
		2535 (21100)	21.01	21.13	21.33	
		2505 (20800)	21.17	20.72	21.03	
	25RB-High (25)	2565 (21400)	20.93	20.88	19.81	
		2535 (21100)	20.81	21.02	19.79	
		2505 (20800)	20.92	20.52	19.92	
	25RB-Middle (12)	2565 (21400)	21.30	21.33	20.11	
		2535 (21100)	20.75	20.85	20.36	
		2505 (20800)	20.77	20.63	19.89	
	25RB-Low (0)	2565 (21400)	21.04	21.15	19.86	
		2535 (21100)	20.63	20.87	20.10	
		2505 (20800)	20.82	21.17	19.73	
	50RB (0)	2565 (21400)	20.61	20.75	19.54	
		2535 (21100)	20.95	20.85	19.64	
		2505 (20800)	20.91	20.98	19.94	
	15MHz	1RB-High (74)	2562.5 (21375)	21.02	21.00	20.92
			2535 (21100)	21.16	20.76	21.20
			2507.5 (20825)	21.11	20.84	21.11
1RB-Middle (37)		2562.5 (21375)	20.85	21.14	21.25	

		2535 (21100)	21.20	20.58	20.96	
		2507.5 (20825)	21.18	21.27	21.17	
	1RB-Low (0)	2562.5 (21375)	20.74	21.05	21.04	
		2535 (21100)	20.80	21.05	21.41	
	36RB-High (38)	2507.5 (20825)	21.14	20.91	21.39	
		2562.5 (21375)	21.14	20.95	19.80	
		2535 (21100)	21.08	21.33	19.76	
	36RB-Middle (19)	2507.5 (20825)	20.99	20.84	19.78	
		2562.5 (21375)	21.24	21.00	19.98	
		2535 (21100)	20.98	21.12	20.08	
	36RB-Low (0)	2507.5 (20825)	20.53	20.54	19.86	
		2562.5 (21375)	21.00	21.15	19.97	
		2535 (21100)	20.97	20.70	19.80	
	75RB (0)	2507.5 (20825)	20.77	21.23	19.90	
		2562.5 (21375)	20.67	21.06	19.67	
		2535 (21100)	20.81	21.00	19.86	
	20MHz	1RB-High (99)	2507.5 (20825)	21.05	21.08	20.00
			2560 (21350)	21.03	20.89	21.22
			2535 (21100)	21.09	20.85	21.26
		1RB-Middle (50)	2510 (20850)	21.08	21.00	21.24
2560 (21350)			21.13	21.27	21.43	
2535 (21100)			21.08	20.88	21.24	
1RB-Low (0)		2510 (20850)	21.04	21.15	21.26	
		2560 (21350)	20.86	21.15	21.25	
		2535 (21100)	21.08	21.01	21.30	
50RB-High (50)		2510 (20850)	21.09	20.82	21.27	
		2560 (21350)	21.08	21.05	19.89	
		2535 (21100)	20.96	21.18	19.87	
50RB-Middle (25)		2510 (20850)	20.87	20.81	19.83	
		2560 (21350)	21.22	21.19	20.16	
		2535 (21100)	20.92	21.09	20.26	
50RB-Low (0)		2510 (20850)	20.83	20.83	20.12	
		2560 (21350)	21.14	21.13	19.86	
		2535 (21100)	20.92	20.94	19.96	
100RB (0)		2510 (20850)	21.00	21.12	19.93	
		2560 (21350)	20.82	20.94	19.84	
	2535 (21100)	21.10	20.97	19.88		
		2510 (20850)	21.07	21.06	19.96	

LTE B7 ANT1-Power Level B1

LTE B7						
BANDWIDTH	Number of RBs	Frequency	QPSK	16QAM	64QAM	
5MHz	1RB-High (24)	2567.5 (21425)	22.87	22.41	21.04	
		2535 (21100)	23.05	22.51	20.75	
		2502.5 (20775)	22.78	22.33	20.95	
	1RB-Middle (12)	2567.5 (21425)	23.07	22.37	21.07	
		2535 (21100)	23.09	22.41	21.07	
		2502.5 (20775)	22.99	22.42	20.50	
	1RB-Low (0)	2567.5 (21425)	22.93	22.33	21.09	
		2535 (21100)	22.89	22.31	20.47	
		2502.5 (20775)	22.91	22.34	21.01	
	12RB-High (13)	2567.5 (21425)	21.97	21.06	19.92	
		2535 (21100)	22.01	21.09	20.11	
		2502.5 (20775)	21.92	20.97	19.82	
	12RB-Middle (6)	2567.5 (21425)	22.05	21.08	19.76	
		2535 (21100)	21.99	21.05	19.91	
		2502.5 (20775)	21.96	21.07	19.71	
	12RB-Low (0)	2567.5 (21425)	22.01	21.10	19.87	
		2535 (21100)	21.96	20.95	19.96	
		2502.5 (20775)	21.93	20.96	19.57	
	25RB (0)	2567.5 (21425)	21.98	21.02	19.80	
		2535 (21100)	21.99	20.93	20.00	
		2502.5 (20775)	21.92	21.01	19.83	
	10MHz	1RB-High (49)	2565 (21400)	22.70	22.23	20.77
			2535 (21100)	22.86	22.50	20.65
			2505 (20800)	22.78	22.15	20.77
		1RB-Middle (24)	2565 (21400)	22.86	22.44	20.83
			2535 (21100)	22.93	22.26	21.14
			2505 (20800)	22.89	22.08	20.44
1RB-Low (0)		2565 (21400)	22.89	22.48	20.94	
		2535 (21100)	22.82	22.42	20.48	
		2505 (20800)	22.84	22.28	21.04	
25RB-High (25)		2565 (21400)	22.01	21.01	19.84	
		2535 (21100)	21.94	21.04	19.79	
		2505 (20800)	21.83	20.85	19.85	
25RB-Middle (12)		2565 (21400)	22.01	21.07	19.88	
		2535 (21100)	21.95	20.97	19.69	
		2505 (20800)	21.96	20.90	19.86	
25RB-Low (0)		2565 (21400)	22.01	21.15	19.79	
		2535 (21100)	22.01	21.01	19.63	

		2505 (20800)	21.86	21.00	19.48
	50RB (0)	2565 (21400)	21.94	21.06	19.96
		2535 (21100)	21.90	20.92	19.66
		2505 (20800)	21.91	20.93	19.56
		2562.5 (21375)	22.51	22.23	20.78
15MHz	1RB-High (74)	2535 (21100)	22.77	21.94	20.66
		2507.5 (20825)	22.42	21.66	20.87
		2562.5 (21375)	22.77	22.14	20.88
	1RB-Middle (37)	2535 (21100)	22.82	22.00	21.08
		2507.5 (20825)	22.50	21.80	20.51
		2562.5 (21375)	22.86	22.23	20.94
	1RB-Low (0)	2535 (21100)	22.52	21.75	20.65
		2507.5 (20825)	22.61	21.99	21.20
		2562.5 (21375)	21.73	20.84	19.70
	36RB-High (38)	2535 (21100)	21.76	20.92	19.72
		2507.5 (20825)	21.59	20.73	19.53
		2562.5 (21375)	21.83	21.01	19.77
	36RB-Middle (19)	2535 (21100)	21.81	20.84	19.64
		2507.5 (20825)	21.62	20.68	19.79
		2562.5 (21375)	21.88	20.91	19.76
	36RB-Low (0)	2535 (21100)	21.77	20.77	19.65
		2507.5 (20825)	21.73	20.70	19.69
		2562.5 (21375)	21.92	20.86	19.84
	75RB (0)	2535 (21100)	21.84	20.78	19.71
		2507.5 (20825)	21.76	20.71	19.80
		2560 (21350)	22.62	21.92	20.90
20MHz	1RB-High (99)	2535 (21100)	22.68	22.33	20.83
		2510 (20850)	22.40	21.78	20.96
		2560 (21350)	22.85	22.95	20.93
	1RB-Middle (50)	2535 (21100)	22.70	22.10	20.96
		2510 (20850)	22.51	21.81	20.64
		2560 (21350)	22.66	22.16	21.08
	1RB-Low (0)	2535 (21100)	22.53	21.83	20.58
		2510 (20850)	22.66	21.79	21.01
		2560 (21350)	21.72	20.75	19.85
	50RB-High (50)	2535 (21100)	21.72	20.85	19.91
		2510 (20850)	21.59	20.68	19.65
		2560 (21350)	21.89	20.95	19.96
	50RB-Middle (25)	2535 (21100)	21.74	20.68	19.76
		2510 (20850)	21.61	20.72	19.70
		2560 (21350)	21.82	20.92	19.94
	50RB-Low (0)	2535 (21100)	21.66	20.76	19.80

		2510 (20850)	21.62	20.62	19.64
	100RB (0)	2560 (21350)	21.81	20.82	19.94
		2535 (21100)	21.78	20.75	19.82
		2510 (20850)	21.61	20.60	19.70

LTE B7 ANT1-Power Level C1

LTE B7						
BANDWIDTH	Number of RBs	Frequency	QPSK	16QAM	64QAM	
5MHz	1RB-High (24)	2567.5 (21425)	13.84	13.87	14.17	
		2535 (21100)	13.77	13.83	13.90	
		2502.5 (20775)	13.88	13.71	13.91	
	1RB-Middle (12)	2567.5 (21425)	14.01	13.83	13.67	
		2535 (21100)	13.78	13.83	13.71	
		2502.5 (20775)	14.01	13.61	13.76	
	1RB-Low (0)	2567.5 (21425)	14.01	13.96	13.99	
		2535 (21100)	14.01	14.03	14.02	
		2502.5 (20775)	13.75	13.57	13.94	
	12RB-High (13)	2567.5 (21425)	13.80	14.07	14.42	
		2535 (21100)	13.98	13.97	14.18	
		2502.5 (20775)	14.05	13.86	14.27	
	12RB-Middle (6)	2567.5 (21425)	13.86	14.29	13.75	
		2535 (21100)	13.77	14.00	14.17	
		2502.5 (20775)	13.94	14.20	14.04	
	12RB-Low (0)	2567.5 (21425)	14.38	14.22	14.28	
		2535 (21100)	14.29	13.81	14.12	
		2502.5 (20775)	14.09	13.79	14.11	
	25RB (0)	2567.5 (21425)	13.98	13.82	14.40	
		2535 (21100)	14.12	13.73	14.35	
		2502.5 (20775)	14.38	14.17	13.77	
	10MHz	1RB-High (49)	2565 (21400)	14.17	13.85	13.94
			2535 (21100)	13.84	14.13	14.07
			2505 (20800)	13.72	13.84	14.13
1RB-Middle (24)		2565 (21400)	13.93	13.80	13.92	
		2535 (21100)	14.21	13.71	13.84	
		2505 (20800)	14.14	13.67	14.09	
1RB-Low (0)		2565 (21400)	14.04	14.31	13.92	
		2535 (21100)	14.04	13.77	14.12	
		2505 (20800)	13.98	13.58	13.77	
25RB-High (25)	2565 (21400)	13.96	14.34	14.41		
	2535 (21100)	14.38	14.13	14.30		
	2505 (20800)	13.79	13.90	13.99		

	25RB-Middle (12)	2565 (21400)	14.01	14.11	13.99	
		2535 (21100)	14.01	14.31	13.81	
		2505 (20800)	13.96	13.85	14.15	
	25RB-Low (0)	2565 (21400)	14.04	14.02	14.48	
		2535 (21100)	14.08	13.97	14.18	
		2505 (20800)	14.13	13.80	13.75	
	50RB (0)	2565 (21400)	13.84	14.07	14.21	
		2535 (21100)	14.19	13.82	13.95	
		2505 (20800)	14.34	14.03	13.87	
15MHz	1RB-High (74)	2562.5 (21375)	14.00	13.71	13.97	
		2535 (21100)	14.03	13.90	14.08	
		2507.5 (20825)	13.61	13.76	14.09	
	1RB-Middle (37)	2562.5 (21375)	14.01	13.95	13.59	
		2535 (21100)	13.94	13.84	13.86	
		2507.5 (20825)	13.81	13.98	14.10	
	1RB-Low (0)	2562.5 (21375)	13.86	14.10	14.04	
		2535 (21100)	13.82	13.69	13.98	
		2507.5 (20825)	13.56	13.67	14.05	
	36RB-High (38)	2562.5 (21375)	14.08	14.36	14.33	
		2535 (21100)	14.25	14.12	14.22	
		2507.5 (20825)	14.01	13.76	13.85	
	36RB-Middle (19)	2562.5 (21375)	14.11	13.87	13.72	
		2535 (21100)	13.80	14.36	14.13	
		2507.5 (20825)	14.32	13.94	14.02	
	36RB-Low (0)	2562.5 (21375)	14.37	14.24	14.33	
		2535 (21100)	13.89	14.01	14.26	
		2507.5 (20825)	14.33	13.96	14.11	
	75RB (0)	2562.5 (21375)	13.95	14.11	14.15	
		2535 (21100)	14.21	14.10	13.94	
		2507.5 (20825)	14.07	14.07	13.86	
	20MHz	1RB-High (99)	2560 (21350)	14.05	13.81	14.09
			2535 (21100)	14.04	14.06	14.06
			2510 (20850)	13.84	13.83	14.03
		1RB-Middle (50)	2560 (21350)	13.87	13.83	13.87
			2535 (21100)	14.07	13.96	13.92
			2510 (20850)	14.05	13.90	14.01
1RB-Low (0)		2560 (21350)	14.09	14.17	14.15	
		2535 (21100)	13.91	13.94	14.05	
		2510 (20850)	13.84	13.81	14.03	
50RB-High (50)		2560 (21350)	14.10	14.23	14.27	
		2535 (21100)	14.24	14.06	14.30	
		2510 (20850)	14.09	14.04	14.15	

	50RB-Middle (25)	2560 (21350)	14.07	14.15	14.00
		2535 (21100)	14.07	14.27	14.08
		2510 (20850)	14.23	14.11	14.16
	50RB-Low (0)	2560 (21350)	14.24	14.31	14.33
		2535 (21100)	14.18	14.04	14.20
		2510 (20850)	14.21	14.05	14.01
	100RB (0)	2560 (21350)	14.07	14.01	14.26
		2535 (21100)	14.18	14.01	14.24
		2510 (20850)	14.25	14.02	14.01

LTE B12 -Power Level A1/B1

LTE B12						
BANDWIDTH	Number of RBs	Frequency	QPSK	16QAM	64QAM	256QAM
1.4MHz	1RB-High (5)	715.3 (23173)	24.08	23.62	22.28	19.12
		707.5 (23095)	24.26	23.37	22.24	19.44
		699.7 (23017)	24.10	23.27	22.36	19.04
	1RB-Middle (3)	715.3 (23173)	24.17	23.27	22.26	19.04
		707.5 (23095)	24.05	23.50	22.31	19.07
		699.7 (23017)	24.24	23.43	22.21	19.30
	1RB-Low (0)	715.3 (23173)	24.30	23.58	22.31	19.14
		707.5 (23095)	24.31	23.73	22.36	19.25
		699.7 (23017)	24.20	23.76	22.28	19.13
	3RB-High (3)	715.3 (23173)	23.30	22.11	21.27	19.30
		707.5 (23095)	23.32	22.23	21.23	18.89
		699.7 (23017)	23.32	22.35	21.25	18.96
	3RB-Middle (1)	715.3 (23173)	23.27	22.23	21.33	18.91
		707.5 (23095)	23.21	22.31	21.03	19.11
		699.7 (23017)	23.10	22.26	21.06	18.84
	3RB-Low (0)	715.3 (23173)	23.16	22.14	21.10	19.00
		707.5 (23095)	23.33	22.31	21.03	19.01
		699.7 (23017)	23.28	22.19	21.32	19.27
6RB (0)	715.3 (23173)	23.31	22.36	21.29	19.09	
	707.5 (23095)	23.03	22.38	21.08	18.82	
	699.7 (23017)	23.34	21.96	21.04	18.90	
3MHz	1RB-High (14)	714.5 (23165)	23.96	23.46	22.36	19.05
		707.5 (23095)	24.17	23.31	22.19	19.30
		700.5 (23025)	24.11	23.25	22.35	19.05
	1RB-Middle (7)	714.5 (23165)	24.01	23.31	22.31	19.38
		707.5 (23095)	24.06	23.60	22.30	19.17
		700.5 (23025)	24.13	23.58	22.42	19.16
1RB-Low (0)	714.5 (23165)	24.12	23.69	22.29	19.22	

		707.5 (23095)	24.19	23.68	22.32	19.03	
		700.5 (23025)	23.90	23.58	22.60	19.01	
		714.5 (23165)	23.26	22.23	21.37	19.18	
	8RB-High (7)	707.5 (23095)	23.23	22.21	21.28	19.13	
		700.5 (23025)	23.26	22.22	21.17	18.99	
		714.5 (23165)	23.30	22.14	21.12	19.14	
	8RB-Middle (4)	707.5 (23095)	23.17	22.05	20.99	19.01	
		700.5 (23025)	23.32	22.04	21.23	18.83	
		714.5 (23165)	23.41	22.07	21.15	18.67	
	8RB-Low (0)	707.5 (23095)	23.07	22.29	21.08	18.89	
		700.5 (23025)	22.89	22.34	21.29	19.23	
		714.5 (23165)	23.20	22.41	21.10	19.16	
	15RB (0)	707.5 (23095)	23.29	22.18	21.00	18.97	
		700.5 (23025)	22.98	22.19	21.14	18.76	
		713.5 (23155)	24.19	23.33	22.37	19.18	
5MHz	1RB-High (24)	707.5 (23095)	24.10	23.21	22.16	19.39	
		701.5 (23035)	23.84	23.42	22.33	19.06	
		713.5 (23155)	24.13	23.30	22.38	19.23	
	1RB-Middle (12)	707.5 (23095)	24.10	23.31	22.51	19.10	
		701.5 (23035)	24.16	23.57	22.25	19.30	
		713.5 (23155)	23.99	23.52	22.14	19.30	
	1RB-Low (0)	707.5 (23095)	24.01	23.42	22.45	19.31	
		701.5 (23035)	24.01	23.46	22.33	19.21	
		713.5 (23155)	23.29	22.11	21.03	19.18	
	12RB-High (13)	707.5 (23095)	23.40	22.18	21.29	19.00	
		701.5 (23035)	23.17	22.37	21.25	18.90	
		713.5 (23155)	23.30	22.21	21.11	19.08	
	12RB-Middle (6)	707.5 (23095)	23.16	22.14	21.19	18.88	
		701.5 (23035)	23.04	22.18	21.16	18.81	
		713.5 (23155)	23.14	22.11	21.20	18.76	
	12RB-Low (0)	707.5 (23095)	22.97	22.16	21.18	18.96	
		701.5 (23035)	23.27	21.97	21.21	19.33	
		713.5 (23155)	23.12	22.06	21.11	18.85	
	25RB (0)	707.5 (23095)	23.19	22.20	21.35	18.92	
		701.5 (23035)	23.15	22.23	21.05	18.85	
		711 (23130)	24.12	23.49	22.25	19.08	
	10MHz	1RB-High (49)	707.5 (23095)	24.11	23.31	22.21	19.28
			704 (23060)	24.03	23.39	22.42	19.16
			711 (23130)	24.20	23.35	22.39	19.19
		1RB-Middle (24)	707.5 (23095)	24.19	23.49	22.39	19.05
			704 (23060)	24.16	23.38	22.30	19.28
		1RB-Low (0)	711 (23130)	24.18	23.51	22.26	19.12

	25RB-High (25)	707.5 (23095)	24.15	23.58	22.44	19.11	
		704 (23060)	24.06	23.64	22.42	19.18	
		711 (23130)	23.22	22.21	21.20	19.23	
	25RB-Middle (12)	707.5 (23095)	23.27	22.19	21.16	19.00	
		704 (23060)	23.16	22.19	21.07	18.99	
		711 (23130)	23.28	22.25	21.28	19.09	
	25RB-Low (0)	707.5 (23095)	23.21	22.13	21.16	19.05	
		704 (23060)	23.20	22.14	21.23	18.99	
		711 (23130)	23.27	22.26	21.15	18.86	
	50RB (0)	707.5 (23095)	23.14	22.19	21.13	18.89	
		704 (23060)	23.08	22.14	21.12	19.27	
		711 (23130)	23.21	22.24	21.25	18.99	
			707.5 (23095)	23.16	22.19	21.16	18.95
			704 (23060)	23.16	22.10	21.21	18.95

LTE B12 -Power Level C1

LTE B12						
BANDWIDTH	Number of RBs	Frequency	QPSK	16QAM	64QAM	256QAM
1.4MHz	1RB-High (5)	715.3	22.98	23.31	23.03	18.44
		707.5	22.80	23.33	22.89	18.15
		699.7	23.03	23.37	23.03	18.56
	1RB-Middle (3)	715.3	23.03	23.50	23.25	18.46
		707.5	23.03	23.27	23.06	18.53
		699.7	23.03	23.39	23.24	18.33
	1RB-Low (0)	715.3	23.17	23.14	23.31	18.40
		707.5	22.80	23.20	23.23	18.62
		699.7	23.11	23.54	23.04	18.43
	3RB-High (3)	715.3	22.87	23.38	23.22	18.48
		707.5	22.86	23.16	22.89	18.41
		699.7	22.94	23.35	22.99	18.54
	3RB-Middle (1)	715.3	23.15	23.49	23.29	18.66
		707.5	22.95	23.40	23.27	18.50
		699.7	23.09	23.21	23.20	18.38
	3RB-Low (0)	715.3	23.18	23.23	23.28	18.56
		707.5	22.79	23.24	23.23	18.55
		699.7	23.04	23.40	23.07	18.40
	6RB (0)	715.3	23.02	22.05	22.14	18.45
		707.5	23.11	22.16	22.15	18.31
		699.7	22.91	21.86	22.06	18.09
3MHz	1RB-High (14)	714.5	23.01	23.36	23.18	18.24
		707.5	22.98	23.30	23.18	18.19

		700.5	22.94	23.30	22.89	18.44
	1RB-Middle (7)	714.5	23.14	23.30	23.09	18.46
		707.5	23.10	23.42	23.18	18.69
		700.5	22.92	23.39	23.19	18.46
	1RB-Low (0)	714.5	23.21	23.38	23.13	18.65
		707.5	22.92	23.23	23.32	18.40
		700.5	23.22	23.36	23.15	18.34
	8RB-High (7)	714.5	22.96	22.04	21.95	18.32
		707.5	22.96	22.20	22.00	18.47
		700.5	23.08	21.85	21.92	18.38
	8RB-Middle (4)	714.5	23.10	22.13	22.14	18.59
		707.5	23.21	22.16	22.15	18.52
		700.5	23.03	22.05	22.06	18.66
	8RB-Low (0)	714.5	23.10	21.93	22.19	18.51
		707.5	23.06	21.99	21.94	18.47
		700.5	22.96	22.09	21.98	18.12
	15RB (0)	714.5	23.18	22.01	22.10	18.76
		707.5	23.14	21.85	21.83	18.30
		700.5	22.98	22.22	22.12	18.55
5MHz	1RB-High (24)	713.5	22.81	23.26	23.00	18.20
		707.5	22.96	23.20	23.09	18.15
		701.5	23.06	23.48	23.06	18.39
	1RB-Middle (12)	713.5	22.96	23.37	23.31	18.61
		707.5	22.95	23.40	23.06	18.64
		701.5	23.16	23.31	23.25	18.48
	1RB-Low (0)	713.5	23.04	23.32	23.32	18.46
		707.5	22.92	23.07	23.37	18.54
		701.5	23.15	23.34	23.06	18.41
	12RB-High (13)	713.5	23.19	21.97	22.05	18.26
		707.5	23.19	22.20	22.00	18.38
		701.5	23.02	22.05	21.97	18.43
	12RB-Middle (6)	713.5	22.99	22.19	21.93	18.72
		707.5	22.99	21.98	22.16	18.64
		701.5	23.17	22.01	22.18	18.44
	12RB-Low (0)	713.5	22.93	21.94	22.13	18.38
		707.5	23.15	22.20	21.99	18.28
		701.5	22.94	22.11	22.16	18.36
25RB (0)	713.5	23.16	22.00	21.96	18.73	
	707.5	23.20	22.12	21.80	18.32	
	701.5	23.15	22.04	22.16	18.69	
10MHz	1RB-High (49)	711	22.98	23.46	23.20	18.39
		707.5	22.93	23.34	23.09	18.34

		704	23.09	23.45	22.98	18.55
1RB-Middle (24)		711	23.16	23.48	23.24	18.60
		707.5	23.15	23.46	23.24	18.69
		704	23.06	23.36	23.17	18.47
1RB-Low (0)		711	23.12	23.33	23.22	18.60
		707.5	22.99	23.26	23.30	18.60
		704	23.12	23.47	23.15	18.34
25RB-High (25)		711	23.12	22.09	22.14	18.28
		707.5	23.11	22.13	22.15	18.51
		704	23.11	22.05	22.10	18.50
25RB-Middle (12)		711	23.15	22.15	22.13	18.62
		707.5	23.14	22.12	22.09	18.70
		704	23.14	22.13	22.11	18.56
25RB-Low (0)		711	23.02	22.08	22.14	18.41
		707.5	23.05	22.13	22.09	18.48
		704	23.08	22.01	22.06	18.27
50RB (0)		711	23.13	22.07	22.06	18.67
		707.5	23.14	22.04	22.00	18.37
		704	23.15	22.15	22.06	18.59

LTE B25 ANT3-Power Level A1

LTE B25						
BANDWIDTH	Number of RBs	Frequency	QPSK	16QAM	64QAM	256QAM
1.4MHz	1RB-High (5)	1914.3 (26683)	16.36	16.82	16.50	16.56
		1882.5 (26365)	16.94	16.63	16.52	16.56
		1850.7 (26047)	16.80	16.81	16.65	16.40
	1RB-Middle (3)	1914.3 (26683)	16.37	16.60	16.88	16.63
		1882.5 (26365)	16.59	16.84	16.69	16.78
		1850.7 (26047)	16.74	16.89	16.66	16.59
	1RB-Low (0)	1914.3 (26683)	16.26	16.78	16.55	16.56
		1882.5 (26365)	16.33	17.11	16.90	16.81
		1850.7 (26047)	16.70	16.69	16.50	16.30
	3RB-High (3)	1914.3 (26683)	16.34	16.49	16.37	16.64
		1882.5 (26365)	16.59	16.70	16.39	16.62
		1850.7 (26047)	16.44	16.50	16.52	16.54
	3RB-Middle (1)	1914.3 (26683)	16.46	16.46	16.57	16.58
		1882.5 (26365)	16.59	16.56	16.82	16.38
		1850.7 (26047)	16.83	16.59	16.59	16.22
	3RB-Low (0)	1914.3 (26683)	16.50	16.56	16.50	16.62
		1882.5 (26365)	16.74	16.86	16.79	16.76
		1850.7 (26047)	16.76	16.77	16.47	16.68

		1914.3 (26683)	16.63	16.46	16.62	16.36	
	6RB (0)	1882.5 (26365)	16.66	16.63	16.59	16.36	
		1850.7 (26047)	16.58	16.81	16.71	16.56	
3MHz	1RB-High (14)	1913.5 (26675)	16.51	16.62	16.43	16.51	
		1882.5 (26365)	16.87	16.55	16.68	16.63	
		1851.5 (26055)	17.11	16.70	16.54	16.53	
	1RB-Middle (7)	1913.5 (26675)	16.45	16.45	16.67	16.73	
		1882.5 (26365)	16.73	16.70	16.68	16.70	
		1851.5 (26055)	16.75	16.79	16.63	16.54	
	1RB-Low (0)	1913.5 (26675)	16.53	16.74	16.62	16.78	
		1882.5 (26365)	16.62	16.95	16.82	16.94	
		1851.5 (26055)	16.55	16.70	16.58	16.46	
	8RB-High (7)	1913.5 (26675)	16.42	16.51	16.70	16.56	
		1882.5 (26365)	16.52	16.55	16.71	16.73	
		1851.5 (26055)	16.76	16.65	16.71	16.43	
	8RB-Middle (4)	1913.5 (26675)	16.80	16.56	16.69	16.40	
		1882.5 (26365)	16.78	16.73	16.81	16.38	
		1851.5 (26055)	16.63	16.69	16.57	16.45	
	8RB-Low (0)	1913.5 (26675)	16.85	16.46	16.50	16.60	
		1882.5 (26365)	16.58	16.84	16.67	16.62	
		1851.5 (26055)	17.02	16.72	16.62	16.67	
	15RB (0)	1913.5 (26675)	16.58	16.50	16.35	16.28	
		1882.5 (26365)	16.68	16.78	16.56	16.38	
		1851.5 (26055)	16.78	16.65	16.79	16.66	
	5MHz	1RB-High (24)	1912.5 (26665)	16.42	16.58	16.58	16.49
			1882.5 (26365)	16.76	16.93	16.65	16.78
			1852.5 (26065)	16.99	16.86	16.70	16.41
		1RB-Middle (12)	1912.5 (26665)	16.35	16.82	16.83	16.64
			1882.5 (26365)	16.69	16.76	16.71	16.95
			1852.5 (26065)	16.51	16.93	16.87	16.68
1RB-Low (0)		1912.5 (26665)	16.31	16.59	16.46	16.54	
		1882.5 (26365)	16.36	16.87	16.64	16.80	
		1852.5 (26065)	16.35	16.79	16.65	16.53	
12RB-High (13)		1912.5 (26665)	16.51	16.40	16.54	16.50	
		1882.5 (26365)	16.64	16.59	16.41	16.80	
		1852.5 (26065)	16.65	16.37	16.72	16.45	
12RB-Middle (6)		1912.5 (26665)	16.50	16.60	16.47	16.61	
		1882.5 (26365)	16.79	16.49	16.73	16.37	
		1852.5 (26065)	16.63	16.49	16.57	16.24	
12RB-Low (0)		1912.5 (26665)	16.71	16.49	16.48	16.64	
		1882.5 (26365)	16.78	16.53	16.79	16.63	
		1852.5 (26065)	16.82	16.49	16.54	16.65	

	25RB (0)	1912.5 (26665)	16.61	16.70	16.60	16.53	
		1882.5 (26365)	16.70	16.76	16.59	16.47	
		1852.5 (26065)	16.70	16.83	16.78	16.68	
10MHz	1RB-High (49)	1910 (26640)	16.27	16.62	16.78	16.59	
		1882.5 (26365)	16.76	16.77	16.60	16.56	
		1855 (26090)	17.00	16.51	16.77	16.46	
	1RB-Middle (24)	1910 (26640)	16.38	16.73	16.76	16.72	
		1882.5 (26365)	16.64	16.72	16.90	16.85	
		1855 (26090)	16.75	16.84	16.77	16.46	
	1RB-Low (0)	1910 (26640)	16.45	16.73	16.39	16.74	
		1882.5 (26365)	16.57	16.77	16.89	17.00	
		1855 (26090)	16.72	16.88	16.54	16.41	
	25RB-High (25)	1910 (26640)	16.68	16.77	16.38	16.66	
		1882.5 (26365)	16.59	16.36	16.59	16.60	
		1855 (26090)	16.43	16.62	16.50	16.42	
	25RB-Middle (12)	1910 (26640)	16.81	16.44	16.48	16.59	
		1882.5 (26365)	16.84	16.81	16.54	16.48	
		1855 (26090)	16.69	16.74	16.45	16.34	
	25RB-Low (0)	1910 (26640)	16.56	16.78	16.70	16.71	
		1882.5 (26365)	16.94	16.75	16.53	16.82	
		1855 (26090)	16.69	16.60	16.53	16.71	
	50RB (0)	1910 (26640)	16.66	16.80	16.51	16.41	
		1882.5 (26365)	16.44	16.56	16.68	16.49	
		1855 (26090)	16.77	16.83	16.67	16.58	
	15MHz	1RB-High (74)	1907.5 (26615)	16.21	16.79	16.47	16.70
			1882.5 (26365)	16.93	16.94	16.82	16.82
			1857.5 (26115)	16.76	16.64	16.56	16.42
1RB-Middle (37)		1907.5 (26615)	16.23	16.72	16.89	16.72	
		1882.5 (26365)	16.48	16.65	16.69	16.69	
		1857.5 (26115)	16.49	16.89	16.82	16.72	
1RB-Low (0)		1907.5 (26615)	16.54	16.62	16.45	16.59	
		1882.5 (26365)	16.45	17.17	16.96	16.71	
		1857.5 (26115)	16.71	16.89	16.45	16.47	
36RB-High (38)		1907.5 (26615)	16.53	16.65	16.71	16.48	
		1882.5 (26365)	16.55	16.58	16.68	16.61	
		1857.5 (26115)	16.66	16.49	16.73	16.70	
36RB-Middle (19)		1907.5 (26615)	16.82	16.72	16.38	16.47	
		1882.5 (26365)	16.71	16.60	16.68	16.44	
		1857.5 (26115)	16.50	16.66	16.64	16.42	
36RB-Low (0)		1907.5 (26615)	16.58	16.81	16.44	16.68	
		1882.5 (26365)	16.75	16.58	16.46	16.68	
		1857.5 (26115)	16.65	16.51	16.58	16.59	

	75RB (0)	1907.5 (26615)	16.34	16.77	16.74	16.27
		1882.5 (26365)	16.81	16.55	16.52	16.55
		1857.5 (26115)	16.45	16.80	16.47	16.72
20MHz	1RB-High (99)	1905 (26590)	16.43	16.79	16.66	16.64
		1882.5 (26365)	16.96	16.80	16.77	16.75
		1860 (26140)	16.98	16.75	16.78	16.58
	1RB-Middle (50)	1905 (26590)	16.38	16.70	16.77	16.63
		1882.5 (26365)	16.59	16.85	16.82	16.89
		1860 (26140)	16.60	16.88	16.80	16.64
	1RB-Low (0)	1905 (26590)	16.43	16.70	16.64	16.73
		1882.5 (26365)	16.52	17.02	16.88	16.90
		1860 (26140)	16.58	16.84	16.65	16.49
	50RB-High (50)	1905 (26590)	16.58	16.62	16.61	16.68
		1882.5 (26365)	16.62	16.61	16.63	16.70
		1860 (26140)	16.65	16.59	16.62	16.60
	50RB-Middle (25)	1905 (26590)	16.71	16.62	16.57	16.54
		1882.5 (26365)	16.77	16.67	16.69	16.52
		1860 (26140)	16.68	16.68	16.61	16.42
	50RB-Low (0)	1905 (26590)	16.72	16.68	16.63	16.62
		1882.5 (26365)	16.83	16.73	16.69	16.79
		1860 (26140)	16.88	16.71	16.65	16.66
	100RB (0)	1905 (26590)	16.59	16.71	16.59	16.44
		1882.5 (26365)	16.69	16.70	16.67	16.51
		1860 (26140)	16.68	16.76	16.71	16.67

LTE B25 ANT3-Power Level B1

LTE B25						
BANDWIDTH	Number of RBs	Frequency	QPSK	16QAM	64QAM	256QAM
1.4MHz	1RB-High (5)	1914.3 (26683)	23.61	23.13	21.75	18.98
		1882.5 (26365)	23.32	22.63	21.39	19.07
		1850.7 (26047)	23.32	23.01	21.84	19.06
	1RB-Middle (3)	1914.3 (26683)	23.56	22.61	21.77	18.98
		1882.5 (26365)	23.43	22.78	21.63	18.95
		1850.7 (26047)	23.53	22.85	21.80	19.03
	1RB-Low (0)	1914.3 (26683)	23.31	22.55	21.91	19.40
		1882.5 (26365)	23.60	22.87	21.57	19.03
		1850.7 (26047)	23.34	22.69	21.56	19.00
	3RB-High (3)	1914.3 (26683)	23.45	22.86	21.75	18.77
		1882.5 (26365)	23.24	22.44	21.69	19.24
		1850.7 (26047)	23.44	22.60	21.61	18.74
	3RB-Middle (1)	1914.3 (26683)	23.31	22.48	21.67	19.26

		1882.5 (26365)	23.60	22.89	21.51	18.81	
		1850.7 (26047)	23.58	22.82	21.84	18.89	
		1914.3 (26683)	23.48	22.59	21.53	19.14	
	3RB-Low (0)	1882.5 (26365)	23.45	22.73	21.54	18.83	
		1850.7 (26047)	23.46	22.83	21.48	18.94	
		1914.3 (26683)	22.62	21.50	20.70	18.98	
	6RB (0)	1882.5 (26365)	22.47	21.76	20.72	19.09	
		1850.7 (26047)	22.52	21.43	20.78	18.88	
		1913.5 (26675)	23.48	23.14	21.64	18.73	
3MHz	1RB-High (14)	1882.5 (26365)	23.41	22.63	21.76	19.14	
		1851.5 (26055)	23.36	22.78	21.85	19.12	
		1913.5 (26675)	23.57	22.72	21.72	19.07	
	1RB-Middle (7)	1882.5 (26365)	23.51	22.92	21.86	19.10	
		1851.5 (26055)	23.62	22.97	21.77	18.80	
		1913.5 (26675)	23.52	22.41	21.90	19.11	
	1RB-Low (0)	1882.5 (26365)	23.50	22.68	21.91	18.94	
		1851.5 (26055)	23.49	22.80	21.36	19.09	
		1913.5 (26675)	22.31	21.53	20.54	19.00	
	8RB-High (7)	1882.5 (26365)	22.55	21.20	20.48	18.81	
		1851.5 (26055)	22.50	21.54	20.31	19.06	
		1913.5 (26675)	22.81	21.68	20.47	18.68	
	8RB-Middle (4)	1882.5 (26365)	22.50	21.64	20.77	18.86	
		1851.5 (26055)	22.64	21.44	20.81	19.20	
		1913.5 (26675)	22.54	21.71	20.60	19.19	
	8RB-Low (0)	1882.5 (26365)	22.46	21.63	20.54	19.25	
		1851.5 (26055)	22.59	21.44	20.84	19.01	
		1913.5 (26675)	22.58	21.39	20.43	18.84	
	15RB (0)	1882.5 (26365)	22.51	21.61	20.44	19.25	
		1851.5 (26055)	22.70	21.62	20.43	18.80	
		1912.5 (26665)	23.68	22.95	21.66	19.06	
	5MHz	1RB-High (24)	1882.5 (26365)	23.58	22.78	21.47	19.16
			1852.5 (26065)	23.59	22.70	21.69	18.80
			1912.5 (26665)	23.74	22.49	21.64	19.32
		1RB-Middle (12)	1882.5 (26365)	23.38	23.07	21.73	19.00
			1852.5 (26065)	23.73	22.63	21.74	19.03
			1912.5 (26665)	23.37	22.67	21.56	19.40
1RB-Low (0)		1882.5 (26365)	23.41	22.83	21.82	19.10	
		1852.5 (26065)	23.28	22.85	21.43	19.23	
		1912.5 (26665)	22.47	21.42	20.56	18.95	
12RB-High (13)		1882.5 (26365)	22.63	21.35	20.55	18.86	
		1852.5 (26065)	22.65	21.42	20.54	19.20	
		1912.5 (26665)	22.75	21.66	20.42	19.07	
12RB-Middle (6)		1912.5 (26665)	22.75	21.66	20.42	19.07	

		1882.5 (26365)	22.77	21.74	20.65	18.85	
		1852.5 (26065)	22.66	21.42	20.79	19.14	
		1912.5 (26665)	22.72	21.74	20.61	18.98	
	12RB-Low (0)	1882.5 (26365)	22.38	21.39	20.58	18.93	
		1852.5 (26065)	22.56	21.55	20.57	18.92	
		1912.5 (26665)	22.63	21.38	20.73	19.06	
	25RB (0)	1882.5 (26365)	22.45	21.38	20.73	19.11	
		1852.5 (26065)	22.75	21.74	20.66	18.91	
		1910 (26640)	23.65	23.17	21.57	18.87	
10MHz	1RB-High (49)	1882.5 (26365)	23.37	22.78	21.46	19.07	
		1855 (26090)	23.25	22.65	21.77	19.08	
		1910 (26640)	23.63	22.77	21.50	19.04	
	1RB-Middle (24)	1882.5 (26365)	23.59	23.06	21.87	18.93	
		1855 (26090)	23.53	22.90	21.89	18.95	
		1910 (26640)	23.29	22.51	21.65	19.14	
	1RB-Low (0)	1882.5 (26365)	23.50	22.62	21.82	18.93	
		1855 (26090)	23.48	23.03	21.62	19.18	
		1910 (26640)	22.49	21.43	20.44	19.12	
	25RB-High (25)	1882.5 (26365)	22.32	21.52	20.40	18.78	
		1855 (26090)	22.49	21.49	20.35	19.37	
		1910 (26640)	22.57	21.50	20.43	18.82	
	25RB-Middle (12)	1882.5 (26365)	22.78	21.45	20.50	18.94	
		1855 (26090)	22.79	21.71	20.83	19.39	
		1910 (26640)	22.66	21.55	20.49	19.23	
	25RB-Low (0)	1882.5 (26365)	22.35	21.39	20.57	18.90	
		1855 (26090)	22.44	21.47	20.69	18.84	
		1910 (26640)	22.75	21.43	20.50	18.88	
	50RB (0)	1882.5 (26365)	22.65	21.50	20.44	18.98	
		1855 (26090)	22.78	21.56	20.67	18.92	
		1907.5 (26615)	23.57	22.94	21.74	18.99	
	15MHz	1RB-High (74)	1882.5 (26365)	23.41	22.57	21.77	19.32
			1857.5 (26115)	23.29	22.79	21.71	19.12
			1907.5 (26615)	23.55	22.43	21.72	19.25
		1RB-Middle (37)	1882.5 (26365)	23.76	22.89	21.58	19.03
			1857.5 (26115)	23.52	22.74	21.75	18.75
			1907.5 (26615)	23.55	22.65	21.72	19.40
1RB-Low (0)		1882.5 (26365)	23.28	22.85	21.69	19.10	
		1857.5 (26115)	23.34	22.71	21.43	18.89	
		1907.5 (26615)	22.65	21.30	20.41	18.98	
36RB-High (38)		1882.5 (26365)	22.49	21.43	20.46	18.69	
		1857.5 (26115)	22.43	21.36	20.68	19.13	
		1907.5 (26615)	22.67	21.43	20.65	18.87	
36RB-Middle (19)		1907.5 (26615)	22.67	21.43	20.65	18.87	

	36RB-Low (0)	1882.5 (26365)	22.51	21.69	20.76	18.81	
		1857.5 (26115)	22.53	21.42	20.44	19.38	
		1907.5 (26615)	22.65	21.40	20.82	19.16	
		1882.5 (26365)	22.53	21.56	20.70	19.19	
		1857.5 (26115)	22.42	21.57	20.79	18.85	
		1907.5 (26615)	22.80	21.56	20.82	19.16	
	75RB (0)	1882.5 (26365)	22.54	21.60	20.59	18.88	
		1857.5 (26115)	22.44	21.54	20.76	19.03	
		1907.5 (26615)	22.80	21.56	20.82	19.16	
	20MHz	1RB-High (99)	1905 (26590)	23.55	23.01	21.65	18.86
			1882.5 (26365)	23.46	22.58	21.59	19.24
			1860 (26140)	23.40	22.82	21.74	18.96
1RB-Middle (50)		1905 (26590)	23.55	22.60	21.70	19.18	
		1882.5 (26365)	23.58	22.89	21.72	18.97	
		1860 (26140)	23.68	22.77	21.79	18.88	
1RB-Low (0)		1905 (26590)	23.41	22.57	21.74	19.22	
		1882.5 (26365)	23.45	22.70	21.73	19.00	
		1860 (26140)	23.47	22.89	21.55	19.03	
50RB-High (50)		1905 (26590)	22.45	21.46	20.50	18.96	
		1882.5 (26365)	22.45	21.39	20.36	18.86	
		1860 (26140)	22.52	21.53	20.49	19.17	
50RB-Middle (25)		1905 (26590)	22.63	21.60	20.57	18.88	
		1882.5 (26365)	22.63	21.57	20.65	18.94	
		1860 (26140)	22.69	21.59	20.64	19.24	
50RB-Low (0)		1905 (26590)	22.61	21.54	20.66	19.10	
		1882.5 (26365)	22.53	21.57	20.61	19.05	
		1860 (26140)	22.61	21.64	20.69	19.01	
100RB (0)		1905 (26590)	22.61	21.55	20.62	18.96	
		1882.5 (26365)	22.61	21.58	20.64	19.05	
		1860 (26140)	22.59	21.58	20.63	18.96	

LTE B25 ANT3-Power Level C1

LTE B25						
BANDWIDTH	Number of RBs	Frequency	QPSK	16QAM	64QAM	256QAM
1.4MHz	1RB-High (5)	1914.3 (26683)	20.29	20.25	20.20	18.58
		1882.5 (26365)	20.30	20.50	20.33	18.31
		1850.7 (26047)	20.33	20.54	20.21	18.28
	1RB-Middle (3)	1914.3 (26683)	20.20	20.42	20.26	18.35
		1882.5 (26365)	20.50	20.61	20.37	18.22
		1850.7 (26047)	20.32	20.48	20.50	18.13
	1RB-Low (0)	1914.3 (26683)	20.07	20.26	20.16	18.52
		1882.5 (26365)	20.22	20.53	20.54	18.36

		1850.7 (26047)	20.42	20.67	20.70	18.20
	3RB-High (3)	1914.3 (26683)	20.20	20.21	20.10	18.11
		1882.5 (26365)	20.32	20.39	20.37	18.45
		1850.7 (26047)	20.36	20.15	20.19	18.55
	3RB-Middle (1)	1914.3 (26683)	20.35	20.16	20.33	18.23
		1882.5 (26365)	20.49	20.32	20.42	18.34
		1850.7 (26047)	20.16	20.25	20.23	18.45
	3RB-Low (0)	1914.3 (26683)	20.31	20.16	20.33	18.57
		1882.5 (26365)	20.22	20.31	20.41	18.29
		1850.7 (26047)	20.40	20.48	20.46	18.26
	6RB (0)	1914.3 (26683)	20.47	20.33	20.20	18.39
		1882.5 (26365)	20.20	20.28	20.17	18.42
		1850.7 (26047)	20.32	20.31	20.12	18.62
3MHz	1RB-High (14)	1913.5 (26675)	20.30	20.43	20.02	18.44
		1882.5 (26365)	20.38	20.26	20.35	18.11
		1851.5 (26055)	20.47	20.69	20.25	18.30
	1RB-Middle (7)	1913.5 (26675)	20.13	20.35	20.22	18.42
		1882.5 (26365)	20.33	20.61	20.30	18.16
		1851.5 (26055)	20.49	20.68	20.48	18.08
	1RB-Low (0)	1913.5 (26675)	20.27	20.39	20.27	18.37
		1882.5 (26365)	20.23	20.69	20.55	18.29
		1851.5 (26055)	20.35	20.64	20.48	18.20
	8RB-High (7)	1913.5 (26675)	20.11	20.23	20.19	18.28
		1882.5 (26365)	20.38	20.16	20.23	18.51
		1851.5 (26055)	20.44	20.26	20.07	18.36
	8RB-Middle (4)	1913.5 (26675)	20.30	20.39	20.24	18.29
		1882.5 (26365)	20.49	20.17	20.27	18.34
		1851.5 (26055)	20.35	20.16	20.16	18.28
	8RB-Low (0)	1913.5 (26675)	20.29	20.33	20.18	18.59
		1882.5 (26365)	20.29	20.39	20.36	18.30
		1851.5 (26055)	20.35	20.19	20.22	18.28
15RB (0)	1913.5 (26675)	20.47	20.28	20.29	18.30	
	1882.5 (26365)	20.46	20.22	20.45	18.38	
	1851.5 (26055)	20.09	20.42	20.28	18.42	
5MHz	1RB-High (24)	1912.5 (26665)	20.21	20.19	20.26	18.36
		1882.5 (26365)	20.15	20.33	20.44	18.12
		1852.5 (26065)	20.45	20.55	20.26	18.36
	1RB-Middle (12)	1912.5 (26665)	20.07	20.44	20.13	18.46
		1882.5 (26365)	20.25	20.66	20.34	18.24
		1852.5 (26065)	20.56	20.54	20.59	18.20
	1RB-Low (0)	1912.5 (26665)	20.16	20.16	20.07	18.52
		1882.5 (26365)	20.30	20.61	20.47	18.36

	12RB-High (13)	1852.5 (26065)	20.37	20.51	20.67	18.22
		1912.5 (26665)	20.20	20.19	20.12	18.15
		1882.5 (26365)	20.39	20.18	20.21	18.42
	12RB-Middle (6)	1852.5 (26065)	20.49	20.26	20.03	18.47
		1912.5 (26665)	20.14	20.38	20.37	18.32
		1882.5 (26365)	20.35	20.37	20.45	18.43
	12RB-Low (0)	1852.5 (26065)	20.26	20.19	20.30	18.22
		1912.5 (26665)	20.17	20.24	20.39	18.53
		1882.5 (26365)	20.21	20.30	20.46	18.39
	25RB (0)	1852.5 (26065)	20.45	20.29	20.41	18.43
		1912.5 (26665)	20.26	20.29	20.37	18.31
		1882.5 (26365)	20.30	20.30	20.39	18.47
10MHz	1RB-High (49)	1852.5 (26065)	20.23	20.26	20.19	18.43
		1910 (26640)	20.35	20.30	20.10	18.32
		1882.5 (26365)	20.32	20.54	20.39	18.16
	1RB-Middle (24)	1855 (26090)	20.35	20.48	20.25	18.40
		1910 (26640)	20.09	20.39	20.24	18.47
		1882.5 (26365)	20.46	20.57	20.44	18.32
	1RB-Low (0)	1855 (26090)	20.45	20.61	20.39	18.16
		1910 (26640)	20.06	20.17	20.12	18.38
		1882.5 (26365)	20.29	20.54	20.55	18.30
	25RB-High (25)	1855 (26090)	20.29	20.56	20.51	18.37
		1910 (26640)	20.00	20.17	20.10	18.12
		1882.5 (26365)	20.30	20.22	20.17	18.51
	25RB-Middle (12)	1855 (26090)	20.47	20.32	20.29	18.41
		1910 (26640)	20.41	20.38	20.18	18.14
		1882.5 (26365)	20.45	20.46	20.36	18.19
	25RB-Low (0)	1855 (26090)	20.45	20.39	20.11	18.19
		1910 (26640)	20.27	20.26	20.27	18.61
		1882.5 (26365)	20.33	20.34	20.39	18.52
50RB (0)	1855 (26090)	20.34	20.28	20.33	18.36	
	1910 (26640)	20.48	20.29	20.23	18.18	
	1882.5 (26365)	20.23	20.40	20.25	18.57	
15MHz	1RB-High (74)	1855 (26090)	20.10	20.12	20.16	18.51
		1907.5 (26615)	20.12	20.35	20.15	18.51
		1882.5 (26365)	20.16	20.25	20.27	18.39
	1RB-Middle (37)	1857.5 (26115)	20.29	20.57	20.34	18.25
		1907.5 (26615)	20.12	20.24	20.16	18.41
		1882.5 (26365)	20.32	20.71	20.36	18.42
	1RB-Low (0)	1857.5 (26115)	20.62	20.56	20.55	18.26
		1907.5 (26615)	20.11	20.42	20.28	18.60
		1882.5 (26365)	20.18	20.68	20.43	18.31

		1857.5 (26115)	20.36	20.72	20.67	18.26
	36RB-High (38)	1907.5 (26615)	20.00	20.36	20.36	18.07
		1882.5 (26365)	20.37	20.40	20.28	18.34
		1857.5 (26115)	20.39	20.19	20.20	18.65
		1907.5 (26615)	20.23	20.14	20.22	18.41
	36RB-Middle (19)	1882.5 (26365)	20.24	20.36	20.24	18.47
		1857.5 (26115)	20.17	20.14	20.38	18.29
		1907.5 (26615)	20.33	20.18	20.27	18.45
	36RB-Low (0)	1882.5 (26365)	20.46	20.34	20.25	18.48
		1857.5 (26115)	20.47	20.19	20.45	18.41
		1907.5 (26615)	20.49	20.20	20.24	18.14
	75RB (0)	1882.5 (26365)	20.27	20.30	20.37	18.63
		1857.5 (26115)	20.28	20.37	20.36	18.69
		1905 (26590)	20.26	20.36	20.22	18.52
20MHz	1RB-High (99)	1882.5 (26365)	20.33	20.44	20.43	18.31
		1860 (26140)	20.39	20.59	20.40	18.44
		1905 (26590)	20.26	20.44	20.29	18.43
	1RB-Middle (50)	1882.5 (26365)	20.40	20.66	20.47	18.32
		1860 (26140)	20.52	20.63	20.52	18.16
		1905 (26590)	20.25	20.33	20.20	18.52
	1RB-Low (0)	1882.5 (26365)	20.30	20.59	20.52	18.40
		1860 (26140)	20.41	20.63	20.62	18.33
		1905 (26590)	20.19	20.26	20.30	18.22
	50RB-High (50)	1882.5 (26365)	20.30	20.33	20.27	18.51
		1860 (26140)	20.46	20.29	20.21	18.56
		1905 (26590)	20.33	20.33	20.33	18.33
	50RB-Middle (25)	1882.5 (26365)	20.44	20.37	20.39	18.38
		1860 (26140)	20.35	20.32	20.31	18.35
		1905 (26590)	20.35	20.33	20.35	18.58
	50RB-Low (0)	1882.5 (26365)	20.39	20.41	20.36	18.48
		1860 (26140)	20.41	20.39	20.39	18.39
		1905 (26590)	20.40	20.31	20.35	18.32
	100RB (0)	1882.5 (26365)	20.38	20.41	20.37	18.58
		1860 (26140)	20.28	20.32	20.29	18.60

LTE B25 ANT1-Power Level A1/B1

LTE B25					
BANDWIDTH	Number of RBs	Frequency	QPSK	16QAM	64QAM
1.4MHz	1RB-High (5)	1914.3 (26683)	23.32	22.91	21.49
		1882.5 (26365)	23.42	22.74	21.63
		1850.7 (26047)	23.21	22.63	21.39

	1RB-Middle (3)	1914.3 (26683)	23.39	22.87	21.37	
		1882.5 (26365)	23.44	22.85	21.44	
		1850.7 (26047)	23.29	22.65	21.34	
	1RB-Low (0)	1914.3 (26683)	23.28	22.83	21.16	
		1882.5 (26365)	23.29	22.74	21.55	
		1850.7 (26047)	23.26	22.85	21.53	
	3RB-High (3)	1914.3 (26683)	23.44	22.51	21.29	
		1882.5 (26365)	23.39	22.47	21.52	
		1850.7 (26047)	23.32	22.44	21.51	
	3RB-Middle (1)	1914.3 (26683)	23.33	22.53	21.47	
		1882.5 (26365)	23.41	22.53	21.29	
		1850.7 (26047)	23.30	22.43	21.67	
	3RB-Low (0)	1914.3 (26683)	23.36	22.56	21.46	
		1882.5 (26365)	23.40	22.51	21.49	
		1850.7 (26047)	23.31	22.46	21.26	
	6RB (0)	1914.3 (26683)	22.47	21.54	20.52	
		1882.5 (26365)	22.43	21.48	20.49	
		1850.7 (26047)	22.38	21.37	20.15	
	3MHz	1RB-High (14)	1913.5 (26675)	23.36	22.84	21.37
			1882.5 (26365)	23.31	22.82	21.36
			1851.5 (26055)	23.25	22.51	21.59
		1RB-Middle (7)	1913.5 (26675)	23.40	22.85	21.43
			1882.5 (26365)	23.34	22.65	21.40
			1851.5 (26055)	23.30	22.69	21.53
1RB-Low (0)		1913.5 (26675)	23.26	22.61	21.19	
		1882.5 (26365)	23.34	22.62	21.41	
		1851.5 (26055)	23.30	22.60	21.13	
8RB-High (7)		1913.5 (26675)	22.45	21.53	20.35	
		1882.5 (26365)	22.44	21.49	20.39	
		1851.5 (26055)	22.36	21.47	20.23	
8RB-Middle (4)		1913.5 (26675)	22.52	21.53	20.48	
		1882.5 (26365)	22.45	21.53	20.21	
		1851.5 (26055)	22.44	21.39	20.18	
8RB-Low (0)		1913.5 (26675)	22.44	21.51	20.16	
		1882.5 (26365)	22.43	21.53	20.40	
		1851.5 (26055)	22.28	21.36	20.32	
15RB (0)		1913.5 (26675)	22.47	21.47	20.55	
		1882.5 (26365)	22.45	21.45	20.32	
		1851.5 (26055)	22.35	21.41	20.18	
5MHz		1RB-High (24)	1912.5 (26665)	23.35	22.71	21.11
			1882.5 (26365)	23.28	22.68	21.26
			1852.5 (26065)	23.21	22.53	21.39

	1RB-Middle (12)	1912.5 (26665)	23.39	22.72	21.34	
		1882.5 (26365)	23.43	22.63	21.27	
		1852.5 (26065)	23.30	22.70	21.27	
	1RB-Low (0)	1912.5 (26665)	23.37	22.77	21.23	
		1882.5 (26365)	23.35	22.51	21.49	
		1852.5 (26065)	23.13	22.69	21.33	
	12RB-High (13)	1912.5 (26665)	22.37	21.41	20.35	
		1882.5 (26365)	22.49	21.41	20.33	
		1852.5 (26065)	22.31	21.32	20.25	
	12RB-Middle (6)	1912.5 (26665)	22.47	21.49	20.28	
		1882.5 (26365)	22.52	21.56	20.48	
		1852.5 (26065)	22.37	21.34	20.13	
	12RB-Low (0)	1912.5 (26665)	22.40	21.42	20.29	
		1882.5 (26365)	22.42	21.44	20.26	
		1852.5 (26065)	22.38	21.33	20.30	
	25RB (0)	1912.5 (26665)	22.41	21.45	20.40	
		1882.5 (26365)	22.46	21.47	20.43	
		1852.5 (26065)	22.34	21.29	20.15	
	10MHz	1RB-High (49)	1910 (26640)	23.44	22.67	21.24
			1882.5 (26365)	23.23	22.63	21.55
			1855 (26090)	23.28	22.78	21.61
		1RB-Middle (24)	1910 (26640)	23.36	22.67	21.60
			1882.5 (26365)	23.34	22.66	21.28
			1855 (26090)	23.26	22.68	21.46
1RB-Low (0)		1910 (26640)	23.32	22.65	21.26	
		1882.5 (26365)	23.33	22.73	21.33	
		1855 (26090)	23.18	22.52	21.42	
25RB-High (25)		1910 (26640)	22.43	21.46	20.07	
		1882.5 (26365)	22.39	21.49	20.28	
		1855 (26090)	22.37	21.38	20.40	
25RB-Middle (12)		1910 (26640)	22.52	21.44	20.21	
		1882.5 (26365)	22.42	21.50	20.43	
		1855 (26090)	22.39	21.42	20.41	
25RB-Low (0)		1910 (26640)	22.41	21.45	20.36	
		1882.5 (26365)	22.42	21.44	20.17	
		1855 (26090)	22.32	21.41	20.21	
50RB (0)		1910 (26640)	22.39	21.42	20.37	
		1882.5 (26365)	22.43	21.42	20.12	
		1855 (26090)	22.36	21.37	20.27	
15MHz		1RB-High (74)	1907.5 (26615)	23.38	22.48	21.43
			1882.5 (26365)	23.11	22.35	21.54
			1857.5 (26115)	23.30	22.35	21.56

	1RB-Middle (37)	1907.5 (26615)	23.26	22.41	21.51	
		1882.5 (26365)	23.28	22.55	21.31	
		1857.5 (26115)	23.15	22.27	21.61	
	1RB-Low (0)	1907.5 (26615)	23.19	22.45	21.48	
		1882.5 (26365)	23.25	22.50	21.38	
		1857.5 (26115)	22.99	22.34	21.53	
	36RB-High (38)	1907.5 (26615)	22.41	21.34	20.06	
		1882.5 (26365)	22.23	21.17	20.42	
		1857.5 (26115)	22.17	21.25	20.50	
	36RB-Middle (19)	1907.5 (26615)	22.35	21.27	20.42	
		1882.5 (26365)	22.34	21.28	20.50	
		1857.5 (26115)	22.26	21.15	20.50	
	36RB-Low (0)	1907.5 (26615)	22.33	21.23	20.47	
		1882.5 (26365)	22.28	21.33	20.48	
		1857.5 (26115)	22.22	21.21	20.07	
	75RB (0)	1907.5 (26615)	22.38	21.30	20.36	
		1882.5 (26365)	22.39	21.26	20.35	
		1857.5 (26115)	22.25	21.25	20.17	
	20MHz	1RB-High (99)	1905 (26590)	23.44	22.57	21.29
			1882.5 (26365)	23.44	22.45	21.45
			1860 (26140)	23.25	22.56	21.45
1RB-Middle (50)		1905 (26590)	23.55	22.58	21.43	
		1882.5 (26365)	23.57	22.63	21.35	
		1860 (26140)	23.37	22.42	21.47	
1RB-Low (0)		1905 (26590)	23.43	22.75	21.34	
		1882.5 (26365)	23.42	22.72	21.41	
		1860 (26140)	23.25	22.71	21.33	
50RB-High (50)		1905 (26590)	22.50	21.43	20.25	
		1882.5 (26365)	22.44	21.37	20.27	
		1860 (26140)	22.36	21.40	20.31	
50RB-Middle (25)		1905 (26590)	22.49	21.46	20.38	
		1882.5 (26365)	22.57	21.55	20.39	
		1860 (26140)	22.36	21.40	20.33	
50RB-Low (0)		1905 (26590)	22.55	21.36	20.35	
		1882.5 (26365)	22.52	21.51	20.36	
		1860 (26140)	22.34	21.39	20.23	
100RB (0)		1905 (26590)	22.59	21.53	20.39	
		1882.5 (26365)	22.56	21.46	20.29	
		1860 (26140)	22.36	21.40	20.28	

LTE B25 ANT1-Power Level C1

LTE B25					
BANDWIDTH	Number of RBs	Frequency	QPSK	16QAM	64QAM
1.4MHz	1RB-High (5)	1914.3 (26683)	16.51	16.47	15.99
		1882.5 (26365)	16.36	16.43	16.39
		1850.7 (26047)	16.19	16.61	16.38
	1RB-Middle (3)	1914.3 (26683)	16.68	16.34	16.45
		1882.5 (26365)	16.28	16.41	16.40
		1850.7 (26047)	16.10	16.13	16.22
	1RB-Low (0)	1914.3 (26683)	16.31	16.31	16.46
		1882.5 (26365)	16.26	16.53	16.54
		1850.7 (26047)	16.51	16.27	16.17
	3RB-High (3)	1914.3 (26683)	16.32	16.49	16.15
		1882.5 (26365)	16.23	16.54	16.42
		1850.7 (26047)	16.00	16.63	16.50
	3RB-Middle (1)	1914.3 (26683)	16.68	16.35	16.56
		1882.5 (26365)	16.36	16.47	16.57
		1850.7 (26047)	16.09	16.42	16.62
	3RB-Low (0)	1914.3 (26683)	16.66	16.15	16.42
		1882.5 (26365)	16.56	16.25	16.44
		1850.7 (26047)	16.42	16.69	16.60
	6RB (0)	1914.3 (26683)	16.12	16.10	16.31
		1882.5 (26365)	16.74	16.36	16.64
		1850.7 (26047)	16.44	16.70	16.48
3MHz	1RB-High (14)	1913.5 (26675)	16.41	16.44	16.18
		1882.5 (26365)	16.40	16.74	16.37
		1851.5 (26055)	16.30	16.72	16.63
	1RB-Middle (7)	1913.5 (26675)	16.57	16.21	16.65
		1882.5 (26365)	16.16	16.08	16.44
		1851.5 (26055)	16.25	16.25	16.20
	1RB-Low (0)	1913.5 (26675)	16.61	16.30	16.72
		1882.5 (26365)	16.31	16.56	16.63
		1851.5 (26055)	16.20	16.46	16.14
	8RB-High (7)	1913.5 (26675)	16.40	16.73	16.26
		1882.5 (26365)	16.33	16.54	16.24
		1851.5 (26055)	15.92	16.32	16.45
	8RB-Middle (4)	1913.5 (26675)	16.72	16.24	16.56
		1882.5 (26365)	16.45	16.34	16.47
		1851.5 (26055)	16.14	16.53	16.63
	8RB-Low (0)	1913.5 (26675)	16.45	16.18	16.32
		1882.5 (26365)	16.39	16.32	16.65

		1851.5 (26055)	16.33	16.63	16.73
	15RB (0)	1913.5 (26675)	16.37	16.19	16.34
		1882.5 (26365)	16.65	16.06	16.55
		1851.5 (26055)	16.24	16.52	16.32
5MHz	1RB-High (24)	1912.5 (26665)	16.69	16.62	16.27
		1882.5 (26365)	16.71	16.55	16.42
		1852.5 (26065)	16.07	16.34	16.65
	1RB-Middle (12)	1912.5 (26665)	16.47	16.31	16.50
		1882.5 (26365)	16.40	16.35	16.31
		1852.5 (26065)	16.16	16.18	16.45
	1RB-Low (0)	1912.5 (26665)	16.74	16.45	16.37
		1882.5 (26365)	16.31	16.61	16.36
		1852.5 (26065)	16.31	16.59	16.31
	12RB-High (13)	1912.5 (26665)	16.15	16.56	16.22
		1882.5 (26365)	16.22	16.66	16.21
		1852.5 (26065)	16.19	16.46	16.63
	12RB-Middle (6)	1912.5 (26665)	16.71	16.09	16.63
		1882.5 (26365)	16.71	16.53	16.48
		1852.5 (26065)	16.29	16.59	16.39
	12RB-Low (0)	1912.5 (26665)	16.27	16.60	16.50
		1882.5 (26365)	16.46	16.07	16.44
		1852.5 (26065)	16.46	16.60	16.49
	25RB (0)	1912.5 (26665)	16.15	16.24	16.50
		1882.5 (26365)	16.37	15.97	16.47
		1852.5 (26065)	16.34	16.27	16.43
10MHz	1RB-High (49)	1910 (26640)	16.24	16.55	16.42
		1882.5 (26365)	16.73	16.46	16.46
		1855 (26090)	16.08	16.38	16.24
	1RB-Middle (24)	1910 (26640)	16.64	16.16	16.29
		1882.5 (26365)	16.41	16.20	16.27
		1855 (26090)	16.00	16.08	16.44
	1RB-Low (0)	1910 (26640)	16.34	16.20	16.82
		1882.5 (26365)	16.40	16.52	16.70
		1855 (26090)	16.43	16.52	16.32
	25RB-High (25)	1910 (26640)	16.38	16.33	16.17
		1882.5 (26365)	16.22	16.50	16.34
		1855 (26090)	16.16	16.50	16.48
	25RB-Middle (12)	1910 (26640)	16.46	16.09	16.54
		1882.5 (26365)	16.55	16.34	16.31
		1855 (26090)	16.35	16.54	16.53
	25RB-Low (0)	1910 (26640)	16.65	16.42	16.19
		1882.5 (26365)	16.62	16.01	16.44

		1855 (26090)	16.55	16.64	16.65
	50RB (0)	1910 (26640)	16.49	16.12	16.35
		1882.5 (26365)	16.35	16.20	16.65
		1855 (26090)	16.50	16.54	16.46
15MHz	1RB-High (74)	1907.5 (26615)	16.63	16.50	16.23
		1882.5 (26365)	16.41	16.52	16.57
		1857.5 (26115)	16.15	16.66	16.29
	1RB-Middle (37)	1907.5 (26615)	16.40	16.33	16.65
		1882.5 (26365)	16.44	16.09	16.23
		1857.5 (26115)	16.45	16.24	16.29
	1RB-Low (0)	1907.5 (26615)	16.59	16.28	16.65
		1882.5 (26365)	15.98	16.31	16.67
		1857.5 (26115)	16.45	16.33	16.13
	36RB-High (38)	1907.5 (26615)	16.13	16.43	16.16
		1882.5 (26365)	16.51	16.39	16.55
		1857.5 (26115)	16.03	16.48	16.59
	36RB-Middle (19)	1907.5 (26615)	16.62	16.30	16.44
		1882.5 (26365)	16.43	16.39	16.25
		1857.5 (26115)	16.30	16.50	16.47
	36RB-Low (0)	1907.5 (26615)	16.68	16.56	16.34
		1882.5 (26365)	16.44	16.27	16.63
		1857.5 (26115)	16.56	16.63	16.69
	75RB (0)	1907.5 (26615)	16.29	16.00	16.43
		1882.5 (26365)	16.53	15.93	16.53
		1857.5 (26115)	16.29	16.36	16.76
20MHz	1RB-High (99)	1905 (26590)	16.54	16.49	16.27
		1882.5 (26365)	16.65	16.65	16.63
		1860 (26140)	16.20	16.62	16.51
	1RB-Middle (50)	1905 (26590)	16.57	16.25	16.55
		1882.5 (26365)	16.33	16.26	16.47
		1860 (26140)	16.30	16.24	16.39
	1RB-Low (0)	1905 (26590)	16.61	16.48	16.67
		1882.5 (26365)	16.26	16.48	16.58
		1860 (26140)	16.44	16.48	16.42
	50RB-High (50)	1905 (26590)	16.36	16.60	16.44
		1882.5 (26365)	16.50	16.54	16.44
		1860 (26140)	16.21	16.49	16.48
	50RB-Middle (25)	1905 (26590)	16.60	16.27	16.50
		1882.5 (26365)	16.56	16.39	16.44
		1860 (26140)	16.32	16.51	16.53
50RB-Low (0)	1905 (26590)	16.57	16.45	16.37	
	1882.5 (26365)	16.58	16.26	16.61	

		1860 (26140)	16.51	16.72	16.79
	100RB (0)	1905 (26590)	16.37	16.30	16.52
		1882.5 (26365)	16.63	16.21	16.56
		1860 (26140)	16.45	16.56	16.62

LTE B26-Power Level A1/B1

LTE B26						
BANDWIDTH	Number of RBs	Frequency	QPSK	16QAM	64QAM	256QAM
1.4MHz	1RB-High (5)	848.3 (27033)	23.73	22.94	21.95	19.08
		831.5 (26865)	23.81	23.01	21.87	19.18
		814.7 (26697)	23.93	23.14	21.74	19.08
	1RB-Middle (3)	848.3 (27033)	23.74	23.18	22.29	19.42
		831.5 (26865)	23.82	23.38	22.33	19.07
		814.7 (26697)	24.11	23.29	22.21	19.13
	1RB-Low (0)	848.3 (27033)	23.87	23.12	22.20	19.06
		831.5 (26865)	23.87	23.24	22.35	19.24
		814.7 (26697)	24.04	23.08	22.26	19.21
	3RB-High (3)	848.3 (27033)	23.67	22.85	21.92	19.12
		831.5 (26865)	23.80	22.96	21.84	19.11
		814.7 (26697)	23.79	23.36	21.75	19.15
	3RB-Middle (1)	848.3 (27033)	23.62	23.22	22.04	19.19
		831.5 (26865)	23.79	23.35	22.01	18.86
		814.7 (26697)	24.17	23.48	22.02	18.80
	3RB-Low (0)	848.3 (27033)	23.71	23.06	21.90	19.04
		831.5 (26865)	23.80	23.09	22.12	18.94
		814.7 (26697)	23.99	23.13	22.24	19.11
	6RB (0)	848.3 (27033)	22.70	21.87	20.98	18.67
		831.5 (26865)	22.92	21.84	20.96	18.84
		814.7 (26697)	23.01	21.83	20.91	19.17
3MHz	1RB-High (14)	847.5 (27025)	23.62	23.09	21.86	18.79
		831.5 (26865)	23.66	23.20	22.08	19.04
		815.5 (26705)	24.04	23.16	21.70	19.16
	1RB-Middle (7)	847.5 (27025)	23.76	22.95	21.96	19.16
		831.5 (26865)	23.73	23.06	22.23	19.00
		815.5 (26705)	24.06	23.41	22.11	19.07
	1RB-Low (0)	847.5 (27025)	23.99	23.15	22.05	19.05
		831.5 (26865)	23.83	23.23	22.36	19.28
		815.5 (26705)	24.10	23.26	22.11	19.15
	8RB-High (7)	847.5 (27025)	22.78	22.15	20.87	19.24
		831.5 (26865)	22.92	22.01	20.83	18.72
		815.5 (26705)	22.81	21.88	21.18	18.94

	8RB-Middle (4)	847.5 (27025)	23.22	21.96	21.07	18.85	
		831.5 (26865)	22.96	21.90	20.93	19.12	
		815.5 (26705)	23.14	21.79	21.02	19.29	
	8RB-Low (0)	847.5 (27025)	23.05	22.04	21.18	19.06	
		831.5 (26865)	22.92	22.13	20.92	18.93	
		815.5 (26705)	23.08	21.84	20.99	19.15	
	15RB (0)	847.5 (27025)	22.84	22.09	21.12	19.02	
		831.5 (26865)	22.88	21.89	21.10	18.91	
		815.5 (26705)	23.10	21.78	21.25	19.07	
5MHz	1RB-High (24)	846.5 (27015)	23.53	22.93	21.87	18.84	
		831.5 (26865)	23.53	23.15	22.04	18.99	
		816.5 (26715)	24.15	23.43	21.77	19.04	
	1RB-Middle (12)	846.5 (27015)	23.67	23.00	22.10	19.40	
		831.5 (26865)	23.76	23.35	22.05	18.92	
		816.5 (26715)	24.00	23.26	22.12	18.93	
	1RB-Low (0)	846.5 (27015)	23.99	23.13	22.17	19.09	
		831.5 (26865)	23.88	23.18	22.36	19.16	
		816.5 (26715)	24.01	23.23	22.21	19.21	
	12RB-High (13)	846.5 (27015)	23.06	22.02	20.87	19.24	
		831.5 (26865)	23.19	21.88	20.78	18.96	
		816.5 (26715)	23.00	22.12	20.94	19.25	
	12RB-Middle (6)	846.5 (27015)	22.84	22.23	20.99	18.84	
		831.5 (26865)	23.08	21.82	20.92	19.20	
		816.5 (26715)	23.18	21.81	21.04	19.42	
	12RB-Low (0)	846.5 (27015)	22.85	22.10	21.14	19.22	
		831.5 (26865)	23.16	21.92	21.00	18.91	
		816.5 (26715)	22.96	21.98	21.12	19.15	
	25RB (0)	846.5 (27015)	22.91	21.81	20.82	18.90	
		831.5 (26865)	23.06	21.80	20.87	18.86	
		816.5 (26715)	23.06	21.93	21.25	19.32	
	10MHz	1RB-High (49)	844 (26990)	23.62	23.04	22.14	18.85
			831.5 (26865)	23.66	22.94	21.82	19.17
			820 (26750)	23.98	23.07	21.92	19.06
1RB-Middle (24)		844 (26990)	23.84	23.12	22.04	19.39	
		831.5 (26865)	23.94	23.15	22.02	19.14	
		820 (26750)	24.25	23.11	22.07	19.00	
1RB-Low (0)		844 (26990)	24.03	22.91	22.02	19.19	
		831.5 (26865)	23.71	23.42	22.41	18.97	
		820 (26750)	23.85	22.93	22.08	19.33	
25RB-High (25)		844 (26990)	22.89	22.16	20.90	19.07	
		831.5 (26865)	23.21	21.98	20.98	18.70	
		820 (26750)	22.90	22.11	21.00	19.22	

	25RB-Middle (12)	844 (26990)	23.13	22.01	21.19	18.96
		831.5 (26865)	23.12	22.12	20.73	18.97
		820 (26750)	22.84	22.03	20.87	19.31
	25RB-Low (0)	844 (26990)	22.80	21.77	21.09	19.32
		831.5 (26865)	22.99	21.79	20.84	19.09
		820 (26750)	22.94	22.00	21.07	19.22
	50RB (0)	844 (26990)	22.65	21.86	21.19	18.96
		831.5 (26865)	22.80	21.91	21.03	18.86
		820 (26750)	22.80	22.01	20.97	19.20
15MHz	1RB-High (74)	841.5 (26965)	23.70	22.93	22.03	18.92
		831.5 (26865)	23.73	23.03	21.90	19.12
		822.5 (26775)	23.96	23.25	21.89	19.09
	1RB-Middle (37)	841.5 (26965)	23.81	23.08	22.09	19.23
		831.5 (26865)	23.92	23.24	22.14	19.01
		822.5 (26775)	24.14	23.29	22.15	18.94
	1RB-Low (0)	841.5 (26965)	23.88	23.11	22.07	19.21
		831.5 (26865)	23.89	23.26	22.21	19.12
		822.5 (26775)	24.00	23.08	22.13	19.23
	36RB-High (38)	841.5 (26965)	22.87	22.03	21.07	19.24
		831.5 (26865)	23.01	21.97	20.91	18.88
		822.5 (26775)	22.88	22.01	21.00	19.14
	36RB-Middle (19)	841.5 (26965)	23.02	22.07	21.07	19.04
		831.5 (26865)	22.94	21.97	20.87	19.11
		822.5 (26775)	23.03	21.99	21.07	19.22
	36RB-Low (0)	841.5 (26965)	22.95	21.95	21.00	19.18
		831.5 (26865)	22.97	21.94	20.98	18.95
		822.5 (26775)	22.99	21.94	21.02	19.04
	75RB (0)	841.5 (26965)	22.82	21.90	20.99	18.86
		831.5 (26865)	22.97	21.82	20.94	18.96
		822.5 (26775)	22.94	21.97	21.08	19.12

LTE B26-Power Level C1

LTE B26						
BANDWIDTH	Number of RBs	Frequency	QPSK	16QAM	64QAM	256QAM
1.4MHz	1RB-High (5)	848.3 (27033)	22.56	22.86	22.12	18.98
		831.5 (26865)	22.67	22.71	21.69	19.31
		814.7 (26697)	22.94	23.09	21.65	19.07
	1RB-Middle (3)	848.3 (27033)	22.70	23.08	21.84	19.44
		831.5 (26865)	22.89	23.42	22.06	18.88
		814.7 (26697)	22.95	23.44	21.94	18.87
	1RB-Low (0)	848.3 (27033)	23.13	22.96	22.03	19.36

		831.5 (26865)	22.67	23.40	22.41	19.20	
		814.7 (26697)	22.84	23.10	21.90	19.23	
		848.3 (27033)	22.79	22.93	22.17	18.97	
	3RB-High (3)	831.5 (26865)	22.70	22.83	21.75	19.21	
		814.7 (26697)	22.93	23.10	21.65	19.12	
		848.3 (27033)	22.68	23.07	21.84	19.31	
	3RB-Middle (1)	831.5 (26865)	22.80	23.33	22.05	18.92	
		814.7 (26697)	23.16	23.32	21.93	18.76	
		848.3 (27033)	22.93	22.97	21.92	19.27	
	3RB-Low (0)	831.5 (26865)	22.76	23.49	22.36	19.06	
		814.7 (26697)	22.82	23.12	21.82	19.44	
		848.3 (27033)	22.75	22.09	21.08	18.81	
	6RB (0)	831.5 (26865)	22.87	21.63	20.85	18.73	
		814.7 (26697)	22.94	22.00	21.19	19.18	
		847.5 (27025)	22.78	22.80	22.11	18.98	
3MHz	1RB-High (14)	831.5 (26865)	22.81	22.94	21.75	19.37	
		815.5 (26705)	22.98	23.03	21.70	18.96	
		847.5 (27025)	22.73	22.87	22.09	19.17	
	1RB-Middle (7)	831.5 (26865)	22.79	23.24	22.03	18.94	
		815.5 (26705)	23.07	23.14	21.98	18.80	
		847.5 (27025)	23.04	22.90	22.03	19.26	
	1RB-Low (0)	831.5 (26865)	22.95	23.46	22.15	19.05	
		815.5 (26705)	23.09	23.09	21.84	19.39	
		847.5 (27025)	23.03	22.33	21.03	18.88	
	8RB-High (7)	831.5 (26865)	23.08	21.87	20.86	18.99	
		815.5 (26705)	22.96	21.74	20.69	19.07	
		847.5 (27025)	23.18	22.05	21.10	18.90	
	8RB-Middle (4)	831.5 (26865)	23.11	22.22	20.73	18.93	
		815.5 (26705)	23.10	22.20	21.00	19.30	
		847.5 (27025)	23.02	22.11	20.87	19.39	
	8RB-Low (0)	831.5 (26865)	22.83	22.06	20.84	19.08	
		815.5 (26705)	22.89	21.95	20.91	18.73	
		847.5 (27025)	22.63	21.93	21.09	18.89	
	15RB (0)	831.5 (26865)	22.68	21.64	21.01	18.64	
		815.5 (26705)	23.11	22.08	21.26	19.19	
		846.5 (27015)	22.68	22.80	22.06	18.73	
	5MHz	1RB-High (24)	831.5 (26865)	22.88	22.94	21.70	19.28
			816.5 (26715)	22.94	22.99	21.85	19.01
			846.5 (27015)	22.70	22.96	22.03	19.26
		1RB-Middle (12)	831.5 (26865)	22.83	23.37	21.85	18.88
			816.5 (26715)	22.98	23.31	21.84	18.70
			846.5 (27015)	23.05	22.89	21.90	19.37
1RB-Low (0)		846.5 (27015)	23.05	22.89	21.90	19.37	

		831.5 (26865)	22.77	23.41	22.31	19.01
		816.5 (26715)	22.89	23.12	21.98	19.23
		846.5 (27015)	23.07	22.06	21.18	19.15
	12RB-High (13)	831.5 (26865)	22.80	21.98	20.80	18.82
		816.5 (26715)	22.69	21.90	20.91	18.96
		846.5 (27015)	22.93	22.10	20.97	18.96
	12RB-Middle (6)	831.5 (26865)	23.09	22.17	20.80	19.12
		816.5 (26715)	23.26	22.27	20.97	19.33
		846.5 (27015)	22.84	22.07	20.69	19.36
	12RB-Low (0)	831.5 (26865)	22.79	21.87	20.83	18.86
		816.5 (26715)	22.93	21.90	21.06	18.77
		846.5 (27015)	22.59	21.99	20.96	18.86
	25RB (0)	831.5 (26865)	22.58	21.59	20.80	18.75
		816.5 (26715)	23.10	22.02	21.31	19.26
		844 (26990)	22.74	22.99	22.04	18.70
10MHz	1RB-High (49)	831.5 (26865)	22.87	22.77	21.74	19.33
		820 (26750)	23.11	23.13	21.84	18.97
		844 (26990)	22.61	23.15	21.95	19.44
	1RB-Middle (24)	831.5 (26865)	22.85	23.50	21.93	18.81
		820 (26750)	23.16	23.44	21.86	18.74
		844 (26990)	23.12	22.96	21.86	19.20
	1RB-Low (0)	831.5 (26865)	22.69	23.27	22.16	19.23
		820 (26750)	22.83	23.04	21.82	19.33
		844 (26990)	23.08	22.08	21.29	19.01
	25RB-High (25)	831.5 (26865)	22.90	21.99	21.02	18.87
		820 (26750)	22.88	21.90	20.77	19.21
		844 (26990)	23.03	22.04	20.99	19.03
	25RB-Middle (12)	831.5 (26865)	22.92	22.15	20.70	19.11
		820 (26750)	23.17	22.01	20.95	19.18
		844 (26990)	22.86	21.87	20.90	19.20
25RB-Low (0)	831.5 (26865)	22.75	21.90	20.96	18.84	
	820 (26750)	22.83	21.98	20.89	18.91	
	844 (26990)	22.62	21.95	20.91	18.92	
50RB (0)	831.5 (26865)	22.59	21.83	21.03	18.70	
	820 (26750)	22.91	22.10	21.15	19.27	
	841.5 (26965)	22.74	22.99	22.13	18.88	
15MHz	1RB-High (74)	831.5 (26865)	22.82	22.91	21.73	19.27
		822.5 (26775)	23.05	23.15	21.84	19.04
		841.5 (26965)	22.74	23.05	22.04	19.34
	1RB-Middle (37)	831.5 (26865)	22.92	23.44	22.01	18.90
		822.5 (26775)	23.14	23.34	21.97	18.79
		841.5 (26965)	23.08	23.09	21.94	19.29
	1RB-Low (0)	841.5 (26965)	23.08	23.09	21.94	19.29

		831.5 (26865)	22.86	23.39	22.34	19.21
		822.5 (26775)	23.01	23.22	21.94	19.36
	36RB-High (38)	841.5 (26965)	22.98	22.23	21.22	19.07
		831.5 (26865)	22.98	22.07	20.94	18.89
	36RB-Middle (19)	822.5 (26775)	22.86	21.89	20.85	19.13
		841.5 (26965)	23.10	22.20	21.11	18.94
		831.5 (26865)	23.06	22.13	20.87	19.06
	36RB-Low (0)	822.5 (26775)	23.19	22.18	21.12	19.28
		841.5 (26965)	23.00	22.07	20.89	19.29
		831.5 (26865)	22.89	22.04	20.99	18.99
	75RB (0)	822.5 (26775)	23.00	22.10	21.03	18.88
		841.5 (26965)	22.66	22.01	21.00	18.95
831.5 (26865)		22.77	21.75	20.99	18.80	
		822.5 (26775)	23.10	22.01	21.21	19.24

LTE B28-Power Level A1/B1

LTE B28						
BANDWIDTH	Number of RBs	Frequency	QPSK	16QAM	64QAM	256QAM
3MHz	1RB-High (14)	746.5 (27645)	24.36	23.89	22.66	19.40
		719.5 (27375)	24.34	23.76	22.84	19.58
		704.5 (27225)	24.26	23.63	22.59	19.34
	1RB-Middle (7)	746.5 (27645)	24.47	23.82	22.84	19.20
		719.5 (27375)	24.76	23.94	22.67	19.43
		704.5 (27225)	24.64	23.70	22.60	19.34
	1RB-Low (0)	746.5 (27645)	24.47	23.54	23.04	19.20
		719.5 (27375)	24.67	23.98	22.92	19.41
		704.5 (27225)	24.57	23.79	22.90	19.30
	8RB-High (7)	746.5 (27645)	23.35	22.45	21.34	19.23
		719.5 (27375)	23.69	22.49	21.64	19.37
		704.5 (27225)	23.53	22.79	21.40	19.39
	8RB-Middle (4)	746.5 (27645)	23.28	22.55	21.63	19.32
		719.5 (27375)	23.52	22.70	21.58	19.27
		704.5 (27225)	23.37	22.75	21.57	19.35
	8RB-Low (0)	746.5 (27645)	23.40	22.30	21.18	19.42
		719.5 (27375)	23.46	22.67	21.54	19.65
		704.5 (27225)	23.39	22.63	21.41	19.26
	15RB (0)	746.5 (27645)	23.35	22.39	21.37	19.42
		719.5 (27375)	23.66	22.71	21.69	19.29
		704.5 (27225)	23.64	22.69	21.40	19.53
5MHz	1RB-High (24)	745.5 (27635)	24.22	23.43	22.83	19.46
		720.5 (27385)	24.73	23.80	22.63	19.76

		705.5 (27235)	24.31	23.82	22.30	19.44
	1RB-Middle (12)	745.5 (27635)	24.51	23.70	22.79	19.09
		720.5 (27385)	24.62	24.01	22.57	19.11
		705.5 (27235)	24.53	23.79	22.50	19.43
	1RB-Low (0)	745.5 (27635)	24.25	23.83	22.56	19.40
		720.5 (27385)	24.76	23.97	22.72	19.35
		705.5 (27235)	24.67	24.14	22.75	19.35
	12RB-High (13)	745.5 (27635)	23.38	22.49	21.33	19.63
		720.5 (27385)	23.64	22.44	21.51	19.22
		705.5 (27235)	23.41	22.63	21.72	19.09
	12RB-Middle (6)	745.5 (27635)	23.50	22.51	21.36	19.06
		720.5 (27385)	23.62	22.65	21.79	19.50
		705.5 (27235)	23.70	22.61	21.70	19.24
	12RB-Low (0)	745.5 (27635)	23.19	22.62	21.40	19.25
		720.5 (27385)	23.62	22.74	21.78	19.36
		705.5 (27235)	23.49	22.48	21.35	19.15
	25RB (0)	745.5 (27635)	23.39	22.28	21.45	19.43
		720.5 (27385)	23.46	22.67	21.54	19.49
		705.5 (27235)	23.36	22.35	21.41	19.53
10MHz	1RB-High (49)	743 (27610)	24.22	23.80	22.58	19.69
		723 (27410)	24.35	23.86	22.80	19.39
		708 (27260)	24.57	23.98	22.55	19.54
	1RB-Middle (24)	743 (27610)	24.38	23.91	22.54	19.32
		723 (27410)	24.44	23.72	22.90	19.36
		708 (27260)	24.55	24.02	22.72	19.49
	1RB-Low (0)	743 (27610)	24.38	23.90	22.91	19.20
		723 (27410)	24.72	24.11	22.85	19.67
		708 (27260)	24.49	24.00	22.65	19.17
	25RB-High (25)	743 (27610)	23.45	22.57	21.41	19.26
		723 (27410)	23.72	22.39	21.47	19.51
		708 (27260)	23.27	22.43	21.48	19.60
	25RB-Middle (12)	743 (27610)	23.54	22.52	21.55	19.30
		723 (27410)	23.43	22.71	21.49	19.43
		708 (27260)	23.56	22.57	21.58	19.13
	25RB-Low (0)	743 (27610)	23.41	22.49	21.42	19.24
		723 (27410)	23.59	22.76	21.62	19.28
		708 (27260)	23.56	22.49	21.56	19.52
50RB (0)	743 (27610)	23.28	22.43	21.37	19.44	
	723 (27410)	23.76	22.38	21.76	19.52	
	708 (27260)	23.68	22.27	21.47	19.54	
15MHz	1RB-High (74)	740.5 (27585)	23.91	23.69	22.23	19.48
		725.5 (27435)	24.05	23.27	21.99	19.44

		710.5 (27285)	24.25	23.82	22.10	19.42
	1RB-Middle (37)	740.5 (27585)	24.11	23.52	22.39	19.36
		725.5 (27435)	24.11	23.70	22.52	19.40
		710.5 (27285)	24.48	23.23	22.35	19.32
	1RB-Low (0)	740.5 (27585)	24.08	23.65	22.31	19.30
		725.5 (27435)	24.21	23.54	22.77	19.37
		710.5 (27285)	24.17	23.43	22.49	19.11
	36RB-High (38)	740.5 (27585)	23.04	22.09	21.23	19.48
		725.5 (27435)	23.42	22.53	21.52	19.46
		710.5 (27285)	23.45	22.47	21.19	19.45
	36RB-Middle (19)	740.5 (27585)	23.47	22.26	21.26	19.13
		725.5 (27435)	23.24	22.28	21.20	19.49
		710.5 (27285)	23.57	22.25	21.50	19.26
	36RB-Low (0)	740.5 (27585)	23.08	22.38	21.17	19.31
		725.5 (27435)	23.54	22.58	21.33	19.45
		710.5 (27285)	23.39	22.25	21.34	19.21
	75RB (0)	740.5 (27585)	23.13	22.34	21.37	19.45
		725.5 (27435)	23.26	22.57	21.33	19.44
		710.5 (27285)	23.45	22.28	21.24	19.46
20MHz	1RB-High (99)	738 (27560)	24.48	23.29	22.49	19.35
		728 (27460)	24.31	23.22	22.48	19.46
		713 (27310)	24.46	23.59	22.16	19.45
	1RB-Middle (50)	738 (27560)	24.34	23.54	22.50	19.59
		728 (27460)	24.39	24.38	22.69	19.15
		713 (27310)	24.32	23.40	22.40	19.24
	1RB-Low (0)	738 (27560)	24.25	23.66	22.47	19.63
		728 (27460)	24.39	23.63	22.44	19.40
		713 (27310)	24.21	23.66	22.52	19.44
	50RB-High (50)	738 (27560)	23.44	22.57	21.21	19.28
		728 (27460)	23.25	22.48	21.18	19.43
		713 (27310)	23.46	22.29	21.17	19.41
	50RB-Middle (25)	738 (27560)	23.49	22.42	21.14	19.43
		728 (27460)	23.46	22.55	21.34	19.48
		713 (27310)	23.28	22.40	21.48	19.72
	50RB-Low (0)	738 (27560)	23.38	22.40	21.40	19.13
		728 (27460)	23.38	22.38	21.29	19.49
		713 (27310)	23.23	22.26	21.43	19.40
100RB (0)	738 (27560)	23.50	22.20	21.59	19.23	
	728 (27460)	23.41	22.24	21.48	19.29	
	713 (27310)	23.47	22.39	21.29	19.71	

LTE B28-Power Level C1

LTE B28						
BANDWIDTH	Number of RBs	Frequency	QPSK	16QAM	64QAM	256QAM
3MHz	1RB-High (14)	746.5 (27645)	23.17	22.61	22.67	18.71
		719.5 (27375)	22.68	22.81	23.04	18.58
		704.5 (27225)	22.74	23.17	23.12	18.64
	1RB-Middle (7)	746.5 (27645)	22.99	22.77	22.85	18.50
		719.5 (27375)	23.13	22.99	23.04	18.61
		704.5 (27225)	22.67	23.10	22.69	18.31
	1RB-Low (0)	746.5 (27645)	22.90	23.21	22.89	18.57
		719.5 (27375)	22.95	23.35	23.37	18.42
		704.5 (27225)	22.81	23.19	23.14	18.51
	8RB-High (7)	746.5 (27645)	22.89	21.86	21.71	18.71
		719.5 (27375)	22.81	21.93	21.80	18.65
		704.5 (27225)	22.96	21.95	21.97	18.45
	8RB-Middle (4)	746.5 (27645)	22.77	21.71	21.90	18.62
		719.5 (27375)	22.80	21.93	22.12	18.61
		704.5 (27225)	22.89	21.85	21.79	18.43
	8RB-Low (0)	746.5 (27645)	22.95	21.81	21.80	18.63
		719.5 (27375)	23.07	21.91	21.94	18.67
		704.5 (27225)	22.77	21.92	21.78	18.54
	15RB (0)	746.5 (27645)	22.81	21.80	21.85	18.27
		719.5 (27375)	22.83	21.83	22.09	18.32
		704.5 (27225)	22.75	21.85	21.97	18.48
5MHz	1RB-High (24)	745.5 (27635)	23.02	22.59	22.69	18.72
		720.5 (27385)	22.54	23.00	22.93	18.47
		705.5 (27235)	22.70	23.05	22.92	18.79
	1RB-Middle (12)	745.5 (27635)	22.95	22.90	22.89	18.49
		720.5 (27385)	23.01	23.20	22.96	18.51
		705.5 (27235)	22.73	22.84	22.62	18.44
	1RB-Low (0)	745.5 (27635)	23.03	23.27	23.05	18.57
		720.5 (27385)	23.00	23.33	23.22	18.34
		705.5 (27235)	22.58	23.23	23.28	18.55
	12RB-High (13)	745.5 (27635)	22.81	21.79	21.63	18.58
		720.5 (27385)	22.88	21.80	21.91	18.60
		705.5 (27235)	22.73	21.99	21.78	18.47
	12RB-Middle (6)	745.5 (27635)	22.87	21.99	21.78	18.39
		720.5 (27385)	22.80	22.08	21.90	18.52
		705.5 (27235)	22.75	21.74	21.72	18.23
	12RB-Low (0)	745.5 (27635)	23.07	21.75	21.84	18.74
		720.5 (27385)	22.91	21.91	21.97	18.63

		705.5 (27235)	23.06	21.97	21.74	18.55
	25RB (0)	745.5 (27635)	22.92	21.97	21.91	18.43
		720.5 (27385)	22.91	21.98	21.92	18.33
		705.5 (27235)	22.80	21.96	21.81	18.68
		743 (27610)	23.10	22.72	22.78	18.58
10MHz	1RB-High (49)	723 (27410)	22.66	23.05	23.01	18.43
		708 (27260)	22.84	23.13	23.10	18.68
		743 (27610)	23.11	23.04	22.95	18.45
	1RB-Middle (24)	723 (27410)	22.89	23.04	23.19	18.55
		708 (27260)	22.88	23.05	22.75	18.35
		743 (27610)	22.90	23.09	23.07	18.49
	1RB-Low (0)	723 (27410)	23.06	23.32	23.33	18.43
		708 (27260)	22.71	23.16	23.28	18.79
		743 (27610)	22.65	21.71	21.76	18.49
	25RB-High (25)	723 (27410)	22.91	21.83	22.07	18.59
		708 (27260)	22.81	21.73	21.96	18.40
		743 (27610)	22.73	21.81	21.81	18.52
	25RB-Middle (12)	723 (27410)	22.79	22.03	22.05	18.75
		708 (27260)	22.97	21.89	21.75	18.45
		743 (27610)	23.02	21.78	21.78	18.69
	25RB-Low (0)	723 (27410)	22.87	21.82	21.96	18.68
		708 (27260)	22.83	21.84	22.04	18.57
		743 (27610)	22.84	22.03	21.96	18.49
	50RB (0)	723 (27410)	22.91	21.88	22.07	18.29
		708 (27260)	22.90	21.82	21.86	18.59
740.5 (27585)		23.24	22.71	22.73	18.56	
15MHz	1RB-High (74)	725.5 (27435)	22.71	22.89	22.97	18.45
		710.5 (27285)	22.83	23.35	22.96	18.55
		740.5 (27585)	22.84	22.85	22.89	18.55
	1RB-Middle (37)	725.5 (27435)	23.04	23.02	23.07	18.59
		710.5 (27285)	22.63	23.01	22.60	18.41
		740.5 (27585)	22.92	23.01	22.92	18.55
	1RB-Low (0)	725.5 (27435)	22.90	23.35	23.10	18.55
		710.5 (27285)	22.66	23.19	23.34	18.65
		740.5 (27585)	22.76	21.88	21.88	18.70
	36RB-High (38)	725.5 (27435)	23.03	21.98	21.95	18.69
		710.5 (27285)	22.81	21.97	21.95	18.50
		740.5 (27585)	22.83	21.83	21.86	18.46
	36RB-Middle (19)	725.5 (27435)	22.88	22.09	22.08	18.46
		710.5 (27285)	22.83	21.76	21.85	18.38
		740.5 (27585)	23.06	21.84	21.74	18.51
	36RB-Low (0)	725.5 (27435)	23.02	21.97	22.09	18.55

20MHz	75RB (0)	710.5 (27285)	22.81	22.04	21.87	18.51
		740.5 (27585)	22.99	21.82	21.80	18.39
		725.5 (27435)	22.81	21.99	22.11	18.45
		710.5 (27285)	22.92	21.79	21.87	18.52
	1RB-High (99)	738 (27560)	23.17	22.72	22.68	18.75
		728 (27460)	22.71	22.97	23.10	18.51
		713 (27310)	22.78	23.25	23.04	18.70
	1RB-Middle (50)	738 (27560)	23.04	22.95	22.95	18.54
		728 (27460)	23.07	23.16	23.12	18.69
		713 (27310)	22.82	23.01	22.73	18.47
	1RB-Low (0)	738 (27560)	23.08	23.19	23.01	18.55
		728 (27460)	22.99	23.41	23.29	18.49
713 (27310)		22.75	23.36	23.25	18.71	
50RB-High (50)	738 (27560)	22.85	21.85	21.82	18.61	
	728 (27460)	22.97	21.93	22.00	18.73	
	713 (27310)	22.90	21.90	21.88	18.50	
50RB-Middle (25)	738 (27560)	22.91	21.90	21.89	18.52	
	728 (27460)	22.96	22.04	22.07	18.65	
	713 (27310)	22.92	21.93	21.92	18.39	
50RB-Low (0)	738 (27560)	23.05	21.92	21.87	18.69	
	728 (27460)	23.04	22.01	22.09	18.74	
	713 (27310)	22.96	21.96	21.94	18.59	
100RB (0)	738 (27560)	23.01	21.98	21.87	18.47	
	728 (27460)	22.99	22.01	22.06	18.43	
	713 (27310)	22.88	21.99	21.88	18.65	

LTE B41 ANT3-Power Level A1

LTE B41						
BANDWIDTH	Number of RBs	Frequency	QPSK	16QAM	64QAM	256QAM
5MHz	1RB-High (24)	2687.5 (41565)	16.50	17.05	16.50	16.44
		2640.3(41093)	16.60	16.90	16.94	16.96
		2593 (40620)	16.52	16.74	17.03	16.81
		2545.8(40148)	16.50	16.82	16.75	16.71
		2498.5 (39675)	16.29	16.65	16.67	16.50
	1RB-Middle (12)	2687.5 (41565)	16.38	16.81	16.60	16.70
		2640.3(41093)	16.39	16.96	17.00	17.09
		2593 (40620)	16.64	17.10	16.92	16.91
		2545.8(40148)	16.31	16.93	16.83	16.58
		2498.5 (39675)	16.43	16.69	16.56	16.59
	1RB-Low (0)	2687.5 (41565)	16.89	17.22	16.82	16.74
		2640.3(41093)	16.32	16.82	16.89	16.76

		2593 (40620)	16.71	16.99	16.89	16.67
		2545.8(40148)	16.27	17.08	16.51	16.35
		2498.5 (39675)	16.41	16.97	16.74	16.83
	12RB-High (13)	2687.5 (41565)	16.28	16.47	16.45	16.45
		2640.3(41093)	16.44	16.50	16.32	16.33
		2593 (40620)	16.56	16.76	16.64	16.46
		2545.8(40148)	16.78	16.54	16.69	16.61
		2498.5 (39675)	16.58	16.40	16.18	16.22
	12RB-Middle (6)	2687.5 (41565)	16.45	16.87	16.49	16.54
		2640.3(41093)	16.73	16.69	16.50	16.51
		2593 (40620)	16.47	16.85	16.74	16.53
		2545.8(40148)	16.50	16.78	16.73	16.69
		2498.5 (39675)	16.62	16.50	16.61	16.66
	12RB-Low (0)	2687.5 (41565)	16.77	16.66	16.79	16.69
		2640.3(41093)	16.81	16.76	16.61	16.41
		2593 (40620)	16.55	16.72	16.86	16.70
		2545.8(40148)	16.71	16.75	16.76	16.60
		2498.5 (39675)	16.60	16.35	16.62	16.50
	25RB (0)	2687.5 (41565)	16.53	16.56	16.46	16.40
		2640.3(41093)	16.47	16.47	16.65	16.56
2593 (40620)		16.59	16.66	16.71	16.71	
2545.8(40148)		16.65	16.69	16.69	16.47	
2498.5 (39675)		16.41	16.51	16.29	16.28	
10MHz	1RB-High (49)	2685 (41540)	16.30	16.86	16.67	16.54
		2639(41080)	16.47	16.92	16.82	16.96
		2593 (40620)	16.58	16.84	16.71	16.68
		2547(40160)	16.66	16.98	16.65	16.73
		2501 (39700)	16.45	16.62	16.71	16.30
	1RB-Middle (24)	2685 (41540)	16.40	16.49	16.81	16.80
		2639(41080)	16.53	17.01	16.97	16.98
		2593 (40620)	16.52	16.96	16.72	16.69
		2547(40160)	16.21	16.68	16.82	16.38
		2501 (39700)	16.46	16.75	16.73	16.50
	1RB-Low (0)	2685 (41540)	17.03	17.26	16.48	16.84
		2639(41080)	16.57	16.89	16.90	16.78
		2593 (40620)	16.50	17.03	16.90	16.54
		2547(40160)	16.15	16.92	16.80	16.38
		2501 (39700)	16.38	16.88	16.63	16.85
	25RB-High (25)	2685 (41540)	16.37	16.75	16.60	16.49
		2639(41080)	16.59	16.37	16.34	16.20
		2593 (40620)	16.49	16.78	16.62	16.21
		2547(40160)	16.85	16.61	16.51	16.64

	25RB-Middle (12)	2501 (39700)	16.47	16.28	16.17	16.30	
		2685 (41540)	16.48	16.87	16.47	16.54	
		2639(41080)	16.63	16.51	16.67	16.48	
		2593 (40620)	16.79	16.56	16.62	16.44	
		2547(40160)	16.49	16.87	16.81	16.64	
	25RB-Low (0)	2501 (39700)	16.46	16.52	16.48	16.50	
		2685 (41540)	16.77	16.84	16.44	16.57	
		2639(41080)	16.76	16.78	16.72	16.46	
		2593 (40620)	16.89	16.63	16.64	16.77	
		2547(40160)	16.60	16.80	16.59	16.61	
	50RB (0)	2501 (39700)	16.32	16.59	16.37	16.32	
		2685 (41540)	16.70	16.51	16.82	16.44	
		2639(41080)	16.69	16.65	16.73	16.35	
		2593 (40620)	16.82	16.66	16.51	16.64	
		2547(40160)	16.82	16.71	16.49	16.57	
	15MHz	1RB-High (74)	2501 (39700)	16.57	16.56	16.36	16.37
			2682.5 (41515)	16.20	16.81	16.68	16.29
			2637.8(41068)	16.50	16.79	16.92	16.84
			2593 (40620)	16.65	16.90	17.01	16.82
			2548.3(40173)	16.39	17.01	16.63	16.54
1RB-Middle (37)		2503.5 (39725)	16.14	16.68	16.61	16.27	
		2682.5 (41515)	16.27	16.69	16.87	16.71	
		2637.8(41068)	16.53	17.00	16.74	16.88	
		2593 (40620)	16.60	17.13	16.77	16.97	
		2548.3(40173)	16.52	16.63	16.74	16.65	
1RB-Low (0)		2503.5 (39725)	16.23	16.68	16.40	16.36	
		2682.5 (41515)	17.14	17.23	16.52	16.62	
		2637.8(41068)	16.43	16.94	16.79	16.80	
		2593 (40620)	16.59	16.81	16.75	16.46	
		2548.3(40173)	16.13	16.95	16.88	16.37	
36RB-High (38)		2503.5 (39725)	16.40	17.07	16.41	16.90	
		2682.5 (41515)	16.48	16.51	16.42	16.43	
		2637.8(41068)	16.39	16.58	16.32	16.19	
		2593 (40620)	16.65	16.77	16.67	16.56	
		2548.3(40173)	16.61	16.49	16.67	16.71	
36RB-Middle (19)	2503.5 (39725)	16.33	16.50	16.30	15.98		
	2682.5 (41515)	16.48	16.85	16.68	16.50		
	2637.8(41068)	16.78	16.47	16.53	16.33		
	2593 (40620)	16.49	16.88	16.57	16.29		
	2548.3(40173)	16.59	16.84	16.60	16.71		
36RB-Low (0)	2503.5 (39725)	16.66	16.51	16.48	16.67		
		2682.5 (41515)	16.77	16.79	16.43	16.44	

		2637.8(41068)	16.73	16.70	16.65	16.40
		2593 (40620)	16.70	16.90	16.86	16.80
		2548.3(40173)	16.56	16.72	16.62	16.38
		2503.5 (39725)	16.37	16.38	16.27	16.60
		2682.5 (41515)	16.50	16.70	16.51	16.35
	75RB (0)	2637.8(41068)	16.63	16.66	16.50	16.64
		2593 (40620)	16.68	16.53	16.76	16.65
		2548.3(40173)	16.48	16.65	16.60	16.38
		2503.5 (39725)	16.31	16.56	16.22	16.20
		2680 (41490)	16.40	16.92	16.72	16.34
20MHz	1RB-High (99)	2636.5(41055)	16.64	17.04	16.89	17.01
		2593 (40620)	16.54	16.95	16.95	16.82
		2549.5(40185)	16.55	17.01	16.66	16.61
		2506 (39750)	16.37	16.69	16.61	16.49
		2680 (41490)	16.34	16.68	16.79	16.52
	1RB-Middle (50)	2636.5(41055)	16.50	17.18	16.86	17.14
		2593 (40620)	16.64	17.10	16.88	16.95
		2549.5(40185)	16.38	16.87	16.70	16.60
		2506 (39750)	16.37	16.80	16.58	16.64
		2680 (41490)	17.06	17.11	16.72	16.65
	1RB-Low (0)	2636.5(41055)	16.51	16.86	16.83	16.80
		2593 (40620)	16.66	16.91	16.90	16.48
		2549.5(40185)	16.36	16.93	16.75	16.38
		2506 (39750)	16.27	16.95	16.66	16.90
		2680 (41490)	16.50	16.65	16.57	16.49
	50RB-High (50)	2636.5(41055)	16.59	16.60	16.56	16.36
		2593 (40620)	16.69	16.73	16.56	16.47
		2549.5(40185)	16.72	16.73	16.62	16.58
		2506 (39750)	16.46	16.51	16.38	16.26
		2680 (41490)	16.63	16.75	16.71	16.40
50RB-Middle (25)	2636.5(41055)	16.69	16.66	16.64	16.55	
	2593 (40620)	16.69	16.75	16.70	16.31	
	2549.5(40185)	16.74	16.73	16.68	16.51	
	2506 (39750)	16.53	16.52	16.51	16.63	
	2680 (41490)	16.95	16.71	16.65	16.61	
50RB-Low (0)	2636.5(41055)	16.67	16.72	16.63	16.38	
	2593 (40620)	16.80	16.81	16.77	16.72	
	2549.5(40185)	16.74	16.78	16.73	16.56	
	2506 (39750)	16.51	16.49	16.52	16.58	
	2680 (41490)	16.63	16.68	16.68	16.37	
100RB (0)	2636.5(41055)	16.67	16.62	16.64	16.62	
	2593 (40620)	16.71	16.68	16.69	16.77	

		2549.5(40185)	16.70	16.75	16.64	16.57
		2506 (39750)	16.49	16.52	16.42	16.04

LTE B41 ANT3-Power Level B1

LTE B41						
BANDWIDTH	Number of RBs	Frequency	QPSK	16QAM	64QAM	256QAM
5MHz	1RB-High (24)	2687.5 (41565)	23.79	23.04	21.49	19.02
		2640.3(41093)	23.66	22.90	21.53	18.69
		2593 (40620)	23.53	23.01	21.44	18.68
		2545.8(40148)	23.53	23.09	21.33	18.76
		2498.5 (39675)	23.52	22.84	21.37	18.73
	1RB-Middle (12)	2687.5 (41565)	23.73	22.96	21.60	19.02
		2640.3(41093)	23.65	23.06	21.42	18.88
		2593 (40620)	23.76	23.01	21.51	18.79
		2545.8(40148)	23.62	23.17	21.65	18.93
		2498.5 (39675)	23.45	22.99	21.34	18.93
	1RB-Low (0)	2687.5 (41565)	23.63	22.92	21.33	18.90
		2640.3(41093)	23.57	23.04	21.39	18.88
		2593 (40620)	23.56	22.92	21.31	18.91
		2545.8(40148)	23.49	23.06	21.32	18.70
		2498.5 (39675)	23.42	22.97	21.33	18.70
	12RB-High (13)	2687.5 (41565)	22.75	21.71	20.36	19.02
		2640.3(41093)	22.69	21.67	20.23	18.73
		2593 (40620)	22.64	21.72	20.17	18.81
		2545.8(40148)	22.65	21.74	20.32	18.73
		2498.5 (39675)	22.60	21.65	20.12	18.73
	12RB-Middle (6)	2687.5 (41565)	22.72	21.83	20.26	19.00
		2640.3(41093)	22.71	21.78	20.17	18.99
		2593 (40620)	22.78	21.71	20.30	18.77
		2545.8(40148)	22.83	21.87	20.15	18.71
		2498.5 (39675)	22.57	21.78	20.08	18.74
	12RB-Low (0)	2687.5 (41565)	22.79	21.79	20.25	18.78
		2640.3(41093)	22.71	21.70	20.21	18.79
		2593 (40620)	22.78	21.84	20.21	18.99
		2545.8(40148)	22.65	21.75	20.19	18.83
		2498.5 (39675)	22.57	21.76	19.98	18.89
25RB (0)	2687.5 (41565)	22.77	21.81	20.16	18.87	
	2640.3(41093)	22.66	21.73	20.20	18.95	
	2593 (40620)	22.65	21.64	20.14	19.04	
	2545.8(40148)	22.54	21.71	20.13	18.94	
	2498.5 (39675)	22.57	21.66	20.07	18.94	

10MHz	1RB-High (49)	2685 (41540)	23.71	23.16	21.51	18.89
		2639(41080)	23.46	22.97	21.63	19.00
		2593 (40620)	23.58	23.08	21.53	18.66
		2547(40160)	23.59	23.20	21.55	18.79
		2501 (39700)	23.43	22.85	21.43	18.87
	1RB-Middle (24)	2685 (41540)	23.74	22.98	21.58	18.77
		2639(41080)	23.56	23.04	21.60	18.65
		2593 (40620)	23.64	23.03	21.69	18.84
		2547(40160)	23.62	23.04	21.56	18.91
		2501 (39700)	23.47	22.87	21.41	19.01
	1RB-Low (0)	2685 (41540)	23.62	22.95	21.51	18.80
		2639(41080)	23.59	23.05	21.43	18.80
		2593 (40620)	23.56	23.06	21.48	18.93
		2547(40160)	23.57	23.03	21.57	18.94
		2501 (39700)	23.47	23.19	21.31	19.04
	25RB-High (25)	2685 (41540)	22.76	21.74	20.32	18.65
		2639(41080)	22.70	21.79	20.22	18.89
		2593 (40620)	22.65	21.65	20.23	18.65
		2547(40160)	22.67	21.67	20.22	19.04
		2501 (39700)	22.49	21.61	20.01	18.78
	25RB-Middle (12)	2685 (41540)	22.78	21.80	20.38	18.80
		2639(41080)	22.74	21.75	20.30	18.70
		2593 (40620)	22.76	21.76	20.39	18.66
		2547(40160)	22.61	21.72	20.18	19.04
		2501 (39700)	22.50	21.57	20.17	18.80
	25RB-Low (0)	2685 (41540)	22.79	21.79	20.27	18.65
		2639(41080)	22.75	21.84	20.22	18.91
		2593 (40620)	22.76	21.83	20.39	18.82
		2547(40160)	22.61	21.88	20.26	18.89
		2501 (39700)	22.56	21.77	20.12	18.77
50RB (0)	2685 (41540)	22.80	21.77	20.30	18.81	
	2639(41080)	22.72	21.81	20.22	18.67	
	2593 (40620)	22.66	21.74	20.22	18.69	
	2547(40160)	22.70	21.69	20.19	18.76	
	2501 (39700)	22.48	21.56	20.01	18.98	
15MHz	1RB-High (74)	2682.5 (41515)	23.62	22.89	21.44	19.02
		2637.8(41068)	23.47	22.79	21.36	18.85
		2593 (40620)	23.54	22.97	21.28	18.74
		2548.3(40173)	23.60	22.80	21.30	18.89
		2503.5 (39725)	23.26	22.73	21.20	18.67
	1RB-Middle (37)	2682.5 (41515)	23.49	23.04	21.38	19.03
		2637.8(41068)	23.50	22.77	21.37	18.85

		2593 (40620)	23.49	23.07	21.43	18.65	
		2548.3(40173)	23.38	22.97	21.39	18.74	
		2503.5 (39725)	23.34	22.92	21.23	18.96	
		1RB-Low (0)	2682.5 (41515)	23.53	23.08	21.54	19.01
			2637.8(41068)	23.39	22.93	21.40	18.80
	2593 (40620)		23.62	22.89	21.40	18.66	
	2548.3(40173)		23.41	23.10	21.31	18.92	
	2503.5 (39725)		23.24	22.64	21.19	18.93	
	36RB-High (38)	2682.5 (41515)	22.57	21.57	20.22	18.67	
		2637.8(41068)	22.46	21.54	20.05	18.82	
		2593 (40620)	22.56	21.62	20.09	18.91	
		2548.3(40173)	22.62	21.62	20.09	18.95	
		2503.5 (39725)	22.41	21.40	19.96	18.81	
	36RB-Middle (19)	2682.5 (41515)	22.63	21.69	20.27	18.98	
		2637.8(41068)	22.53	21.59	20.22	18.82	
		2593 (40620)	22.64	21.68	20.19	18.94	
		2548.3(40173)	22.55	21.63	20.22	18.74	
		2503.5 (39725)	22.46	21.59	20.08	18.83	
	36RB-Low (0)	2682.5 (41515)	22.62	21.65	20.20	18.91	
		2637.8(41068)	22.62	21.59	20.15	18.83	
		2593 (40620)	22.62	21.73	20.25	18.73	
		2548.3(40173)	22.66	21.70	20.18	18.72	
		2503.5 (39725)	22.40	21.47	19.98	18.83	
	75RB (0)	2682.5 (41515)	22.57	21.59	20.21	18.85	
		2637.8(41068)	22.59	21.55	20.22	19.05	
		2593 (40620)	22.52	21.61	20.18	18.80	
		2548.3(40173)	22.69	21.67	20.19	19.02	
		2503.5 (39725)	22.42	21.49	19.99	18.84	
	20MHz	1RB-High (99)	2680 (41490)	23.53	22.91	21.56	18.72
			2636.5(41055)	23.49	22.96	21.45	18.78
2593 (40620)			23.43	22.73	21.43	19.05	
2549.5(40185)			23.41	22.77	21.34	19.04	
2506 (39750)			23.27	22.96	21.24	18.91	
1RB-Middle (50)		2680 (41490)	23.45	23.08	21.45	18.87	
		2636.5(41055)	23.52	22.77	21.35	18.82	
		2593 (40620)	23.48	22.79	21.29	18.96	
		2549.5(40185)	23.51	23.06	21.38	18.71	
		2506 (39750)	23.30	23.08	21.18	18.77	
1RB-Low (0)		2680 (41490)	23.61	23.00	21.50	18.85	
		2636.5(41055)	23.50	22.86	21.48	18.83	
		2593 (40620)	23.53	22.90	21.37	18.74	
		2549.5(40185)	23.41	23.00	21.52	18.81	

		2506 (39750)	23.26	22.65	21.12	18.79
	50RB-High (50)	2680 (41490)	22.52	21.57	20.12	18.79
		2636.5(41055)	22.47	21.53	20.18	18.79
		2593 (40620)	22.57	21.60	20.07	18.79
		2549.5(40185)	22.57	21.64	20.20	18.84
		2506 (39750)	22.36	21.47	20.00	18.68
	50RB-Middle (25)	2680 (41490)	22.62	21.66	20.36	18.84
		2636.5(41055)	22.55	21.69	20.23	18.99
		2593 (40620)	22.44	21.59	20.22	18.72
		2549.5(40185)	22.64	21.57	20.18	18.80
		2506 (39750)	22.49	21.58	20.12	19.04
	50RB-Low (0)	2680 (41490)	22.69	21.66	20.32	18.68
		2636.5(41055)	22.57	21.60	20.32	18.71
		2593 (40620)	22.66	21.73	20.26	18.75
		2549.5(40185)	22.62	21.66	20.23	18.99
		2506 (39750)	22.49	21.53	20.05	18.80
	100RB (0)	2680 (41490)	22.63	21.63	20.24	19.00
		2636.5(41055)	22.61	21.62	20.26	18.67
		2593 (40620)	22.41	21.63	20.17	18.71
		2549.5(40185)	22.67	21.67	20.17	18.81
2506 (39750)		22.44	21.43	19.96	18.97	

LTE B41 ANT3-Power Level C1

LTE B41						
BANDWIDTH	Number of RBs	Frequency	QPSK	16QAM	64QAM	256QAM
5MHz	1RB-High (24)	2687.5 (41565)	19.83	20.23	20.08	18.42
		2640.3(41093)	19.74	20.04	20.22	18.20
		2593 (40620)	19.83	20.10	20.20	18.58
		2545.8(40148)	19.83	20.21	20.01	18.30
		2498.5 (39675)	19.84	20.12	20.19	18.39
	1RB-Middle (12)	2687.5 (41565)	19.58	20.08	20.09	18.42
		2640.3(41093)	19.88	20.15	19.97	18.11
		2593 (40620)	20.00	20.12	20.06	18.09
		2545.8(40148)	19.86	20.52	20.01	18.25
		2498.5 (39675)	19.57	20.06	19.91	18.50
	1RB-Low (0)	2687.5 (41565)	20.13	20.33	20.03	18.30
		2640.3(41093)	19.81	20.24	20.12	18.49
		2593 (40620)	20.04	20.34	20.13	18.24
		2545.8(40148)	19.81	20.43	20.01	18.29
		2498.5 (39675)	19.65	20.30	20.04	18.40
	12RB-High (13)	2687.5 (41565)	19.73	19.79	19.96	18.21

		2640.3(41093)	19.91	19.90	19.73	18.33
		2593 (40620)	20.01	19.96	19.80	18.34
		2545.8(40148)	19.74	19.87	19.95	18.10
		2498.5 (39675)	19.91	19.90	19.91	18.41
	12RB-Middle (6)	2687.5 (41565)	20.06	19.77	20.03	18.41
		2640.3(41093)	19.93	20.04	19.94	18.19
		2593 (40620)	19.78	20.06	20.01	18.22
		2545.8(40148)	19.74	20.06	19.89	18.37
		2498.5 (39675)	20.04	19.97	19.82	18.19
	12RB-Low (0)	2687.5 (41565)	20.15	19.90	19.83	18.31
		2640.3(41093)	19.82	20.01	19.85	18.08
		2593 (40620)	19.88	20.14	19.93	18.48
		2545.8(40148)	20.11	19.88	19.85	18.40
		2498.5 (39675)	19.96	19.86	20.00	18.21
	25RB (0)	2687.5 (41565)	20.05	19.83	19.80	18.61
		2640.3(41093)	19.77	19.85	19.89	18.41
		2593 (40620)	20.00	20.09	20.05	18.18
		2545.8(40148)	19.84	19.91	19.87	18.35
		2498.5 (39675)	19.93	19.99	19.79	18.41
	10MHz	1RB-High (49)	2685 (41540)	20.09	20.33	19.95
2639(41080)			19.68	20.22	20.14	18.22
2593 (40620)			19.79	20.22	20.03	18.37
2547(40160)			19.63	20.29	20.24	18.28
2501 (39700)			19.86	20.17	19.96	18.37
1RB-Middle (24)		2685 (41540)	19.65	20.21	19.96	18.41
		2639(41080)	19.75	20.34	20.12	18.26
		2593 (40620)	19.95	20.13	20.07	18.05
		2547(40160)	19.72	20.34	20.18	18.02
		2501 (39700)	19.85	20.23	20.07	18.42
1RB-Low (0)		2685 (41540)	20.07	20.33	20.06	18.50
		2639(41080)	19.77	20.36	20.16	18.42
		2593 (40620)	19.89	20.24	20.32	17.99
		2547(40160)	19.79	20.23	19.89	18.46
		2501 (39700)	19.60	20.17	20.11	18.31
25RB-High (25)		2685 (41540)	19.95	19.79	19.84	18.12
		2639(41080)	19.77	19.77	19.90	18.48
		2593 (40620)	20.05	19.97	19.86	18.38
		2547(40160)	19.77	19.96	19.80	18.35
		2501 (39700)	19.93	19.80	19.97	18.41
25RB-Middle (12)		2685 (41540)	19.91	19.78	19.95	18.33
		2639(41080)	19.85	19.86	19.80	17.95
		2593 (40620)	19.93	20.02	19.87	18.14

		2547(40160)	19.78	20.01	20.01	18.57
		2501 (39700)	19.97	19.91	19.74	18.26
	25RB-Low (0)	2685 (41540)	20.14	19.89	20.07	18.54
		2639(41080)	19.93	19.95	19.96	18.15
		2593 (40620)	20.11	20.05	19.92	18.47
		2547(40160)	20.06	20.00	20.00	18.54
		2501 (39700)	19.92	19.93	19.90	18.07
	50RB (0)	2685 (41540)	19.88	19.93	20.04	18.49
		2639(41080)	19.94	19.97	19.99	18.48
		2593 (40620)	20.01	20.01	19.90	18.26
2547(40160)		19.80	20.00	19.91	18.23	
2501 (39700)		19.82	20.01	19.96	18.42	
15MHz	1RB-High (74)	2682.5 (41515)	20.06	20.36	19.99	18.18
		2637.8(41068)	19.90	20.15	20.22	18.36
		2593 (40620)	20.03	20.32	20.03	18.40
		2548.3(40173)	19.70	20.01	19.98	18.30
		2503.5 (39725)	19.60	20.06	20.15	18.43
	1RB-Middle (37)	2682.5 (41515)	19.67	20.22	20.11	18.18
		2637.8(41068)	19.85	20.26	19.94	18.23
		2593 (40620)	20.01	20.24	20.20	18.00
		2548.3(40173)	19.94	20.27	20.03	18.24
		2503.5 (39725)	19.57	20.10	19.98	18.42
	1RB-Low (0)	2682.5 (41515)	20.06	20.19	20.18	18.47
		2637.8(41068)	19.83	20.30	20.24	18.41
		2593 (40620)	19.97	20.28	20.04	17.99
		2548.3(40173)	19.65	20.16	19.89	18.37
		2503.5 (39725)	19.70	20.01	20.08	18.44
	36RB-High (38)	2682.5 (41515)	19.96	19.75	19.75	18.16
		2637.8(41068)	19.79	19.71	19.71	18.49
		2593 (40620)	19.83	19.95	20.03	18.45
		2548.3(40173)	19.98	19.97	19.96	18.16
		2503.5 (39725)	19.78	19.80	19.92	18.56
	36RB-Middle (19)	2682.5 (41515)	20.05	19.90	19.91	18.35
		2637.8(41068)	19.92	19.97	19.92	18.00
		2593 (40620)	20.03	19.91	19.89	18.13
		2548.3(40173)	20.00	20.05	19.88	18.47
		2503.5 (39725)	20.06	20.05	20.01	18.08
	36RB-Low (0)	2682.5 (41515)	20.10	19.92	20.05	18.53
		2637.8(41068)	20.06	19.99	19.83	18.13
		2593 (40620)	20.17	19.91	20.00	18.39
		2548.3(40173)	20.12	20.02	20.06	18.36
		2503.5 (39725)	19.92	20.09	19.81	18.25

	75RB (0)	2682.5 (41515)	20.00	19.78	19.93	18.40
		2637.8(41068)	19.89	19.92	19.91	18.37
		2593 (40620)	19.85	20.02	20.01	18.06
		2548.3(40173)	20.01	20.04	19.85	18.42
		2503.5 (39725)	19.85	19.77	19.99	18.39
20MHz	1RB-High (99)	2680 (41490)	20.00	20.27	20.05	18.34
		2636.5(41055)	19.84	20.18	20.15	18.26
		2593 (40620)	19.95	20.30	20.21	18.55
		2549.5(40185)	19.81	20.19	20.18	18.35
		2506 (39750)	19.80	20.20	20.15	18.40
	1RB-Middle (50)	2680 (41490)	19.69	20.26	20.09	18.34
		2636.5(41055)	19.85	20.33	20.05	18.16
		2593 (40620)	19.98	20.24	20.18	18.18
		2549.5(40185)	19.89	20.44	20.12	18.16
		2506 (39750)	19.75	20.14	20.09	18.45
	1RB-Low (0)	2680 (41490)	20.08	20.30	20.14	18.46
		2636.5(41055)	19.94	20.35	20.26	18.60
		2593 (40620)	20.05	20.41	20.24	18.15
		2549.5(40185)	19.80	20.34	20.05	18.38
		2506 (39750)	19.76	20.20	20.02	18.39
	50RB-High (50)	2680 (41490)	19.90	19.85	19.88	18.19
		2636.5(41055)	19.88	19.90	19.86	18.39
		2593 (40620)	20.02	20.00	19.96	18.47
		2549.5(40185)	19.94	19.97	19.92	18.25
		2506 (39750)	19.93	19.97	19.88	18.46
	50RB-Middle (25)	2680 (41490)	19.96	19.92	19.95	18.46
		2636.5(41055)	20.00	19.99	19.99	18.15
		2593 (40620)	19.98	20.00	20.00	18.33
		2549.5(40185)	19.94	19.99	19.93	18.57
		2506 (39750)	20.00	19.98	19.93	18.20
	50RB-Low (0)	2680 (41490)	20.15	19.95	19.98	18.44
		2636.5(41055)	19.98	19.97	19.99	18.25
		2593 (40620)	20.07	20.10	20.06	18.52
		2549.5(40185)	20.02	20.01	19.99	18.55
		2506 (39750)	19.91	20.00	19.93	18.24
	100RB (0)	2680 (41490)	19.97	19.95	19.96	18.57
		2636.5(41055)	19.96	19.95	19.95	18.46
		2593 (40620)	20.01	19.99	19.99	18.23
		2549.5(40185)	19.95	19.95	19.93	18.38
		2506 (39750)	20.00	19.92	19.95	18.37

LTE B41 ANT1-Power Level A1

LTE B41					
BANDWIDTH	Number of RBs	Frequency	QPSK	16QAM	64QAM
5MHz	1RB-High (24)	2687.5 (41565)	22.41	21.98	20.91
		2640.3(41093)	22.35	21.94	21.05
		2593 (40620)	22.21	22.08	20.90
		2545.8(40148)	22.39	22.09	21.07
		2498.5 (39675)	22.19	21.81	20.74
	1RB-Middle (12)	2687.5 (41565)	22.25	21.88	20.95
		2640.3(41093)	22.38	21.82	20.99
		2593 (40620)	22.38	21.86	20.94
		2545.8(40148)	22.06	21.99	20.79
		2498.5 (39675)	22.17	21.92	20.81
	1RB-Low (0)	2687.5 (41565)	22.35	22.13	20.96
		2640.3(41093)	22.06	21.90	20.70
		2593 (40620)	22.22	22.01	21.25
		2545.8(40148)	22.31	21.95	20.96
		2498.5 (39675)	22.41	21.71	20.91
	12RB-High (13)	2687.5 (41565)	22.39	20.82	19.87
		2640.3(41093)	22.50	20.93	19.96
		2593 (40620)	22.29	20.97	19.79
		2545.8(40148)	22.59	20.93	20.19
		2498.5 (39675)	22.17	21.21	19.81
	12RB-Middle (6)	2687.5 (41565)	22.32	21.08	20.01
		2640.3(41093)	22.33	20.88	19.82
		2593 (40620)	22.32	20.68	20.10
		2545.8(40148)	22.32	21.02	19.91
		2498.5 (39675)	22.20	21.05	20.09
	12RB-Low (0)	2687.5 (41565)	22.56	20.99	20.19
		2640.3(41093)	22.17	20.99	19.73
		2593 (40620)	22.29	20.93	19.93
		2545.8(40148)	22.54	21.14	20.01
		2498.5 (39675)	22.16	20.72	19.79
25RB (0)	2687.5 (41565)	22.24	20.53	19.69	
	2640.3(41093)	22.60	20.92	19.98	
	2593 (40620)	22.43	21.13	19.84	
	2545.8(40148)	22.26	21.04	20.07	
	2498.5 (39675)	22.17	21.19	19.86	
10MHz	1RB-High (49)	2685 (41540)	22.32	22.17	20.92
		2639(41080)	22.52	21.89	20.86
		2593 (40620)	22.52	21.82	20.79

		2547(40160)	22.42	21.91	21.05
		2501 (39700)	22.19	21.78	20.90
	1RB-Middle (24)	2685 (41540)	22.15	21.68	20.93
		2639(41080)	21.99	22.19	20.96
		2593 (40620)	22.50	21.56	21.01
		2547(40160)	22.04	22.00	21.02
		2501 (39700)	22.10	21.81	20.85
	1RB-Low (0)	2685 (41540)	22.14	22.22	20.56
		2639(41080)	22.15	21.91	20.65
		2593 (40620)	22.32	21.64	20.83
		2547(40160)	22.02	21.93	21.00
		2501 (39700)	22.19	21.97	20.72
	25RB-High (25)	2685 (41540)	22.37	20.82	19.95
		2639(41080)	22.57	20.81	19.91
		2593 (40620)	22.41	20.95	19.91
		2547(40160)	22.23	21.02	19.91
		2501 (39700)	22.10	21.08	20.11
	25RB-Middle (12)	2685 (41540)	22.20	20.68	19.62
		2639(41080)	22.31	20.87	20.05
		2593 (40620)	22.38	20.96	19.96
		2547(40160)	22.31	21.16	19.78
		2501 (39700)	22.32	21.14	19.92
	25RB-Low (0)	2685 (41540)	22.21	20.97	19.99
		2639(41080)	22.19	20.85	19.86
		2593 (40620)	22.19	20.64	19.80
2547(40160)		22.38	21.16	20.05	
2501 (39700)		22.13	20.59	19.91	
50RB (0)	2685 (41540)	22.37	20.61	19.61	
	2639(41080)	22.58	20.61	20.12	
	2593 (40620)	22.45	21.12	19.95	
	2547(40160)	22.30	21.29	20.07	
	2501 (39700)	22.44	21.24	19.79	
15MHz	1RB-High (74)	2682.5 (41515)	22.39	22.03	20.65
		2637.8(41068)	22.40	22.05	20.73
		2593 (40620)	22.33	22.19	20.86
		2548.3(40173)	22.31	21.92	20.97
		2503.5 (39725)	22.54	21.87	20.76
	1RB-Middle (37)	2682.5 (41515)	22.36	22.02	21.14
		2637.8(41068)	22.03	21.97	20.73
		2593 (40620)	22.08	21.51	20.90
		2548.3(40173)	22.34	22.13	20.82
		2503.5 (39725)	22.36	21.53	20.89

	1RB-Low (0)	2682.5 (41515)	22.46	22.09	20.63
		2637.8(41068)	22.16	22.02	20.84
		2593 (40620)	22.13	22.01	20.87
		2548.3(40173)	22.29	21.83	21.04
		2503.5 (39725)	22.29	21.73	20.93
	36RB-High (38)	2682.5 (41515)	22.16	20.99	19.83
		2637.8(41068)	22.16	20.88	19.93
		2593 (40620)	22.34	20.85	19.77
		2548.3(40173)	22.45	20.81	20.04
		2503.5 (39725)	22.43	20.82	20.14
	36RB-Middle (19)	2682.5 (41515)	22.21	20.94	19.92
		2637.8(41068)	22.06	20.75	19.79
		2593 (40620)	22.51	21.05	20.10
		2548.3(40173)	22.16	20.78	20.12
		2503.5 (39725)	22.03	20.90	19.70
	36RB-Low (0)	2682.5 (41515)	22.33	21.04	20.02
		2637.8(41068)	22.19	20.75	19.80
		2593 (40620)	22.44	20.77	20.05
		2548.3(40173)	22.43	20.92	19.90
		2503.5 (39725)	22.32	20.98	19.92
	75RB (0)	2682.5 (41515)	22.43	20.55	19.86
		2637.8(41068)	22.48	21.02	20.04
		2593 (40620)	22.08	20.92	20.12
		2548.3(40173)	22.24	21.13	19.84
		2503.5 (39725)	22.16	21.02	19.84
20MHz	1RB-High (99)	2680 (41490)	22.27	22.15	20.95
		2636.5(41055)	22.42	22.00	20.91
		2593 (40620)	22.37	22.09	20.82
		2549.5(40185)	22.49	22.06	21.09
		2506 (39750)	22.43	21.94	20.82
	1RB-Middle (50)	2680 (41490)	22.23	21.89	21.07
		2636.5(41055)	22.23	22.11	20.89
		2593 (40620)	22.36	21.81	21.00
		2549.5(40185)	22.33	22.09	20.94
		2506 (39750)	22.24	21.80	20.93
	1RB-Low (0)	2680 (41490)	22.44	22.10	20.81
		2636.5(41055)	22.29	21.99	20.83
		2593 (40620)	22.37	21.91	21.11
		2549.5(40185)	22.27	21.95	21.05
		2506 (39750)	22.27	21.89	20.88
	50RB-High (50)	2680 (41490)	22.41	20.84	19.87
		2636.5(41055)	22.42	20.87	20.00

		2593 (40620)	22.27	20.96	20.00
		2549.5(40185)	22.44	21.04	20.07
		2506 (39750)	22.30	21.10	20.05
	50RB-Middle (25)	2680 (41490)	22.20	20.93	19.89
		2636.5(41055)	22.21	20.93	19.91
		2593 (40620)	22.37	20.95	20.05
		2549.5(40185)	22.27	21.02	20.08
		2506 (39750)	22.21	21.07	19.96
	50RB-Low (0)	2680 (41490)	22.42	21.05	20.13
		2636.5(41055)	22.38	20.91	19.97
		2593 (40620)	22.44	20.92	20.03
		2549.5(40185)	22.45	21.14	20.13
		2506 (39750)	22.34	20.85	19.88
	100RB (0)	2680 (41490)	22.30	20.80	19.83
		2636.5(41055)	22.46	20.88	20.05
		2593 (40620)	22.35	21.03	19.97
		2549.5(40185)	22.23	21.15	20.12
2506 (39750)		22.29	21.09	20.08	

LTE B41 ANT1-Power Level B1

LTE B41					
BANDWIDTH	Number of RBs	Frequency	QPSK	16QAM	64QAM
5MHz	1RB-High (24)	2687.5 (41565)	23.33	22.17	21.22
		2640.3(41093)	23.00	22.17	21.12
		2593 (40620)	23.19	22.25	21.30
		2545.8(40148)	23.16	22.30	21.42
		2498.5 (39675)	23.13	22.40	21.29
	1RB-Middle (12)	2687.5 (41565)	23.23	22.23	21.30
		2640.3(41093)	23.01	22.18	21.26
		2593 (40620)	23.31	22.36	21.39
		2545.8(40148)	23.15	22.13	21.33
		2498.5 (39675)	23.14	22.57	21.31
	1RB-Low (0)	2687.5 (41565)	23.08	22.09	21.20
		2640.3(41093)	22.95	22.09	21.27
		2593 (40620)	23.10	22.36	21.41
		2545.8(40148)	23.00	22.07	21.33
		2498.5 (39675)	23.02	22.39	21.41
	12RB-High (13)	2687.5 (41565)	22.12	21.05	20.09
		2640.3(41093)	22.08	21.07	20.13
		2593 (40620)	22.14	21.24	20.38
		2545.8(40148)	22.19	21.34	20.47

		2498.5 (39675)	22.21	21.28	20.32	
	12RB-Middle (6)	2687.5 (41565)	22.17	21.13	20.27	
		2640.3(41093)	22.06	21.09	20.40	
		2593 (40620)	22.29	21.30	20.47	
		2545.8(40148)	22.21	21.22	20.39	
		2498.5 (39675)	22.24	21.37	20.38	
	12RB-Low (0)	2687.5 (41565)	22.17	21.13	20.23	
		2640.3(41093)	22.03	21.07	20.19	
		2593 (40620)	22.29	21.29	20.45	
		2545.8(40148)	22.22	21.22	20.42	
		2498.5 (39675)	22.19	21.28	20.31	
	25RB (0)	2687.5 (41565)	22.14	21.10	20.28	
		2640.3(41093)	22.06	21.10	20.16	
		2593 (40620)	22.17	21.18	20.37	
		2545.8(40148)	22.17	21.29	20.46	
		2498.5 (39675)	22.12	21.33	20.35	
	10MHz	1RB-High (49)	2685 (41540)	23.19	22.13	21.00
			2639(41080)	22.96	22.19	21.00
			2593 (40620)	22.99	22.19	21.14
			2547(40160)	23.17	22.19	21.21
2501 (39700)			22.99	22.12	21.04	
1RB-Middle (24)		2685 (41540)	23.23	22.09	21.16	
		2639(41080)	22.99	22.02	21.05	
		2593 (40620)	23.15	22.29	21.32	
		2547(40160)	23.12	22.37	21.25	
		2501 (39700)	23.07	22.17	21.21	
1RB-Low (0)		2685 (41540)	23.07	22.24	20.92	
		2639(41080)	22.96	21.95	21.05	
		2593 (40620)	23.17	22.40	21.29	
		2547(40160)	23.10	22.28	21.13	
		2501 (39700)	23.09	22.14	21.11	
25RB-High (25)		2685 (41540)	22.17	21.03	20.11	
		2639(41080)	21.95	20.97	19.97	
		2593 (40620)	22.07	21.15	20.25	
		2547(40160)	22.10	21.24	20.21	
		2501 (39700)	22.07	21.14	20.14	
25RB-Middle (12)		2685 (41540)	22.14	21.12	20.18	
		2639(41080)	22.06	21.05	20.10	
		2593 (40620)	22.14	21.27	20.19	
		2547(40160)	22.25	21.21	20.24	
		2501 (39700)	22.12	21.17	20.03	
25RB-Low (0)		2685 (41540)	22.08	21.15	20.13	

		2639(41080)	22.10	21.04	20.04
		2593 (40620)	22.17	21.39	20.40
		2547(40160)	22.19	21.22	20.26
		2501 (39700)	22.15	21.12	20.21
		2685 (41540)	22.15	21.12	20.17
	50RB (0)	2639(41080)	22.02	21.06	20.15
		2593 (40620)	22.14	21.25	20.22
		2547(40160)	22.20	21.24	20.24
		2501 (39700)	22.09	21.17	20.13
		2682.5 (41515)	22.95	21.76	20.86
15MHz	1RB-High (74)	2637.8(41068)	22.82	21.90	20.76
		2593 (40620)	22.86	22.00	20.92
		2548.3(40173)	23.04	22.12	20.84
		2503.5 (39725)	22.71	21.79	20.90
		2682.5 (41515)	22.83	21.94	20.87
	1RB-Middle (37)	2637.8(41068)	22.77	22.09	20.87
		2593 (40620)	23.01	21.97	20.95
		2548.3(40173)	22.86	22.13	20.93
		2503.5 (39725)	22.94	22.10	21.08
		2682.5 (41515)	22.87	21.88	20.68
	1RB-Low (0)	2637.8(41068)	22.82	21.87	20.92
		2593 (40620)	23.04	22.07	20.99
		2548.3(40173)	22.82	21.94	21.00
		2503.5 (39725)	22.83	21.92	20.81
		2682.5 (41515)	21.84	20.93	19.90
36RB-High (38)	2637.8(41068)	21.71	20.78	19.83	
	2593 (40620)	21.83	21.00	20.02	
	2548.3(40173)	21.84	20.93	20.05	
	2503.5 (39725)	21.81	20.91	19.76	
	2682.5 (41515)	21.93	20.95	19.96	
36RB-Middle (19)	2637.8(41068)	21.79	20.84	19.88	
	2593 (40620)	21.94	20.94	20.04	
	2548.3(40173)	21.84	20.92	20.06	
	2503.5 (39725)	21.91	20.93	19.97	
	2682.5 (41515)	21.87	20.90	20.01	
36RB-Low (0)	2637.8(41068)	21.90	20.87	19.92	
	2593 (40620)	22.02	21.07	20.15	
	2548.3(40173)	21.95	21.00	19.98	
	2503.5 (39725)	21.78	20.90	19.97	
	2682.5 (41515)	21.83	20.90	19.96	
75RB (0)	2637.8(41068)	21.85	20.88	19.86	
	2593 (40620)	22.00	20.97	20.05	

		2548.3(40173)	21.92	20.94	19.99
		2503.5 (39725)	21.83	20.85	19.97
20MHz	1RB-High (99)	2680 (41490)	23.05	22.15	21.05
		2636.5(41055)	23.09	22.18	21.15
		2593 (40620)	23.18	22.23	21.35
		2549.5(40185)	23.32	22.12	21.09
		2506 (39750)	23.00	22.09	21.18
	1RB-Middle (50)	2680 (41490)	23.12	22.50	21.11
		2636.5(41055)	23.01	22.09	20.97
		2593 (40620)	23.21	22.26	21.23
		2549.5(40185)	23.14	22.13	21.15
		2506 (39750)	23.05	22.02	21.11
	1RB-Low (0)	2680 (41490)	23.10	22.27	21.08
		2636.5(41055)	23.07	22.05	21.10
		2593 (40620)	23.34	22.38	21.30
		2549.5(40185)	23.03	22.11	21.18
		2506 (39750)	23.03	22.08	21.14
	50RB-High (50)	2680 (41490)	22.10	21.10	20.16
		2636.5(41055)	22.03	21.03	20.00
		2593 (40620)	22.19	21.17	20.25
		2549.5(40185)	22.14	21.15	20.19
		2506 (39750)	22.03	20.99	20.02
	50RB-Middle (25)	2680 (41490)	22.22	21.19	20.17
		2636.5(41055)	22.15	21.08	20.08
		2593 (40620)	22.22	21.16	20.28
		2549.5(40185)	22.20	21.26	20.30
		2506 (39750)	22.11	21.10	20.12
50RB-Low (0)	2680 (41490)	22.25	21.20	20.20	
	2636.5(41055)	22.13	21.10	20.13	
	2593 (40620)	22.30	21.31	20.29	
	2549.5(40185)	22.17	21.20	20.19	
	2506 (39750)	22.08	21.08	20.11	
100RB (0)	2680 (41490)	22.19	21.16	20.19	
	2636.5(41055)	22.11	21.10	20.17	
	2593 (40620)	22.16	21.18	20.27	
	2549.5(40185)	22.23	21.20	20.25	
	2506 (39750)	22.13	21.13	20.20	

LTE B41 ANT1-Power Level C1

LTE B41					
BANDWIDTH	Number of RBs	Frequency	QPSK	16QAM	64QAM
5MHz	1RB-High (24)	2687.5 (41565)	15.63	15.64	15.34
		2640.3(41093)	15.75	15.43	15.32
		2593 (40620)	15.19	15.36	15.28
		2545.8(40148)	15.35	15.12	15.38
		2498.5 (39675)	15.49	15.43	15.63
	1RB-Middle (12)	2687.5 (41565)	15.29	15.46	14.97
		2640.3(41093)	15.60	15.40	15.42
		2593 (40620)	15.28	15.31	15.25
		2545.8(40148)	15.82	15.17	15.67
		2498.5 (39675)	15.16	15.22	15.30
	1RB-Low (0)	2687.5 (41565)	15.53	15.18	15.32
		2640.3(41093)	15.16	15.58	15.42
		2593 (40620)	15.24	15.33	15.71
		2545.8(40148)	15.48	15.28	15.13
		2498.5 (39675)	15.59	15.28	15.09
	12RB-High (13)	2687.5 (41565)	15.42	15.34	15.06
		2640.3(41093)	15.05	15.13	14.91
		2593 (40620)	15.04	15.22	15.25
		2545.8(40148)	15.59	14.94	15.20
		2498.5 (39675)	15.07	15.35	15.43
	12RB-Middle (6)	2687.5 (41565)	14.87	15.30	15.29
		2640.3(41093)	15.06	15.46	15.20
		2593 (40620)	15.32	15.38	15.49
		2545.8(40148)	15.05	15.19	15.09
		2498.5 (39675)	15.22	15.07	15.01
	12RB-Low (0)	2687.5 (41565)	14.96	15.34	15.03
		2640.3(41093)	15.36	15.37	14.93
		2593 (40620)	15.16	15.20	15.42
		2545.8(40148)	15.57	14.87	15.27
		2498.5 (39675)	15.36	15.21	15.43
25RB (0)	2687.5 (41565)	15.00	14.88	14.93	
	2640.3(41093)	15.43	15.36	14.95	
	2593 (40620)	15.52	15.49	15.37	
	2545.8(40148)	15.17	15.32	15.08	
	2498.5 (39675)	15.15	14.89	14.82	
10MHz	1RB-High (49)	2685 (41540)	15.55	15.36	15.39
		2639(41080)	15.52	15.62	15.38
		2593 (40620)	15.11	15.49	15.12

		2547(40160)	15.35	15.01	15.44
		2501 (39700)	15.18	15.25	15.53
	1RB-Middle (24)	2685 (41540)	15.34	15.23	15.39
		2639(41080)	15.67	15.37	15.43
		2593 (40620)	15.29	15.33	15.40
		2547(40160)	15.52	15.15	15.45
		2501 (39700)	15.32	15.54	15.18
	1RB-Low (0)	2685 (41540)	15.43	15.32	15.36
		2639(41080)	15.40	15.56	15.44
		2593 (40620)	15.41	15.51	15.42
		2547(40160)	15.51	15.32	15.28
		2501 (39700)	15.45	15.38	15.32
	25RB-High (25)	2685 (41540)	15.46	15.24	15.29
		2639(41080)	15.35	15.35	15.30
		2593 (40620)	15.07	15.33	15.23
		2547(40160)	15.46	15.20	15.47
		2501 (39700)	14.99	15.30	15.24
	25RB-Middle (12)	2685 (41540)	15.27	15.36	15.01
		2639(41080)	15.01	15.31	15.06
		2593 (40620)	15.13	15.16	15.32
		2547(40160)	15.20	15.07	14.89
		2501 (39700)	15.05	15.16	14.88
	25RB-Low (0)	2685 (41540)	15.24	15.25	15.46
		2639(41080)	15.43	15.33	14.83
		2593 (40620)	15.41	15.20	15.32
2547(40160)		15.25	15.30	15.57	
2501 (39700)		15.25	15.08	15.14	
50RB (0)	2685 (41540)	15.28	15.17	14.93	
	2639(41080)	15.49	15.45	15.02	
	2593 (40620)	15.32	15.27	15.36	
	2547(40160)	14.82	15.21	15.10	
	2501 (39700)	15.36	15.07	14.97	
15MHz	1RB-High (74)	2682.5 (41515)	15.32	15.64	15.32
		2637.8(41068)	15.35	15.70	15.41
		2593 (40620)	15.00	15.45	15.16
		2548.3(40173)	15.26	15.30	15.61
		2503.5 (39725)	15.13	15.43	15.43
	1RB-Middle (37)	2682.5 (41515)	15.23	15.15	15.40
		2637.8(41068)	15.54	15.13	15.27
		2593 (40620)	15.21	15.37	15.25
		2548.3(40173)	15.49	15.38	15.36
		2503.5 (39725)	15.39	15.64	15.11

	1RB-Low (0)	2682.5 (41515)	15.54	15.39	15.59
		2637.8(41068)	15.39	15.70	15.45
		2593 (40620)	15.57	15.57	15.60
		2548.3(40173)	15.37	15.55	15.29
		2503.5 (39725)	15.67	15.33	15.24
	36RB-High (38)	2682.5 (41515)	15.31	15.25	15.13
		2637.8(41068)	15.32	15.25	15.08
		2593 (40620)	15.04	15.49	15.06
		2548.3(40173)	15.14	15.16	15.24
		2503.5 (39725)	15.40	15.27	15.30
	36RB-Middle (19)	2682.5 (41515)	15.32	15.15	14.96
		2637.8(41068)	15.01	15.35	14.88
		2593 (40620)	15.18	15.16	15.33
		2548.3(40173)	15.09	15.30	15.01
		2503.5 (39725)	15.08	15.17	14.97
	36RB-Low (0)	2682.5 (41515)	14.90	15.20	15.46
		2637.8(41068)	15.41	15.22	14.94
		2593 (40620)	15.33	15.16	15.22
		2548.3(40173)	15.54	15.27	15.36
		2503.5 (39725)	15.05	15.06	15.35
75RB (0)	2682.5 (41515)	15.16	15.01	14.84	
	2637.8(41068)	15.14	15.29	15.34	
	2593 (40620)	15.47	15.33	15.25	
	2548.3(40173)	14.88	15.37	14.97	
	2503.5 (39725)	15.03	15.06	15.21	
20MHz	1RB-High (99)	2680 (41490)	15.58	15.50	15.28
		2636.5(41055)	15.64	15.58	15.33
		2593 (40620)	15.30	15.45	15.40
		2549.5(40185)	15.36	15.28	15.63
		2506 (39750)	15.39	15.51	15.54
	1RB-Middle (50)	2680 (41490)	15.25	15.35	15.26
		2636.5(41055)	15.64	15.26	15.33
		2593 (40620)	15.47	15.57	15.28
		2549.5(40185)	15.67	15.44	15.61
		2506 (39750)	15.31	15.51	15.36
	1RB-Low (0)	2680 (41490)	15.55	15.43	15.50
		2636.5(41055)	15.41	15.62	15.62
		2593 (40620)	15.48	15.60	15.57
		2549.5(40185)	15.56	15.45	15.38
		2506 (39750)	15.64	15.35	15.29
	50RB-High (50)	2680 (41490)	15.38	15.38	15.21
		2636.5(41055)	15.21	15.35	15.20

		2593 (40620)	15.14	15.38	15.30
		2549.5(40185)	15.44	15.09	15.44
		2506 (39750)	15.28	15.28	15.44
	50RB-Middle (25)	2680 (41490)	15.17	15.25	15.23
		2636.5(41055)	15.30	15.39	15.05
		2593 (40620)	15.32	15.40	15.43
		2549.5(40185)	15.33	15.17	15.01
		2506 (39750)	15.26	15.36	15.14
	50RB-Low (0)	2680 (41490)	15.11	15.31	15.31
		2636.5(41055)	15.38	15.43	15.05
		2593 (40620)	15.45	15.42	15.36
		2549.5(40185)	15.47	15.16	15.43
		2506 (39750)	15.21	15.25	15.33
	100RB (0)	2680 (41490)	15.25	15.05	15.08
		2636.5(41055)	15.43	15.41	15.25
		2593 (40620)	15.44	15.40	15.30
		2549.5(40185)	15.06	15.39	15.21
		2506 (39750)	15.32	15.05	15.11

LTE B66 ANT3-Power Level A1

LTE B66						
BANDWIDTH	Number of RBs	Frequency	QPSK	16QAM	64QAM	256QAM
1.4MHz	1RB-High (5)	1779.3 (132665)	16.19	16.84	16.11	16.11
		1745 (132322)	16.19	16.62	16.21	16.18
		1710.7 (131979)	16.49	16.57	16.42	16.23
	1RB-Middle (3)	1779.3 (132665)	16.12	16.26	16.40	16.41
		1745 (132322)	16.54	16.67	16.53	16.47
		1710.7 (131979)	16.65	16.30	16.34	16.28
	1RB-Low (0)	1779.3 (132665)	15.96	16.37	16.50	16.57
		1745 (132322)	16.12	16.50	16.02	16.11
		1710.7 (131979)	16.41	16.63	16.37	16.34
	3RB-High (3)	1779.3 (132665)	16.18	16.21	16.40	16.35
		1745 (132322)	16.15	16.43	16.02	16.11
		1710.7 (131979)	16.37	16.22	16.10	16.03
	3RB-Middle (1)	1779.3 (132665)	16.42	16.26	16.00	15.89
		1745 (132322)	16.14	16.14	16.32	16.32
		1710.7 (131979)	16.57	16.43	16.45	16.27
	3RB-Low (0)	1779.3 (132665)	16.04	16.06	16.03	16.05
		1745 (132322)	16.33	16.32	16.17	16.15
		1710.7 (131979)	16.27	16.31	16.30	16.21
	6RB (0)	1779.3 (132665)	16.11	16.34	15.95	15.80

		1745 (132322)	16.47	16.32	16.16	16.10
		1710.7 (131979)	16.14	16.13	16.08	16.12
3MHz	1RB-High (14)	1778.5 (132657)	16.05	16.79	15.98	16.11
		1745 (132322)	16.41	16.44	16.31	16.02
		1711.5 (131987)	16.53	16.45	16.37	16.29
	1RB-Middle (7)	1778.5 (132657)	16.26	16.32	16.18	16.26
		1745 (132322)	16.20	16.45	16.51	16.46
		1711.5 (131987)	16.61	16.27	16.38	16.11
	1RB-Low (0)	1778.5 (132657)	16.03	16.34	16.49	16.41
		1745 (132322)	16.24	16.34	16.23	15.86
		1711.5 (131987)	16.19	16.44	16.24	16.23
	8RB-High (7)	1778.5 (132657)	16.39	16.34	16.04	16.25
		1745 (132322)	16.27	16.45	16.32	15.95
		1711.5 (131987)	16.27	16.22	16.30	16.12
	8RB-Middle (4)	1778.5 (132657)	16.31	16.04	16.22	15.69
		1745 (132322)	16.40	16.34	16.29	16.38
		1711.5 (131987)	16.25	16.16	16.16	16.18
	8RB-Low (0)	1778.5 (132657)	16.28	15.97	16.07	15.96
		1745 (132322)	16.05	16.34	16.29	15.96
		1711.5 (131987)	16.34	16.10	16.19	16.19
	15RB (0)	1778.5 (132657)	16.33	16.25	16.14	15.66
		1745 (132322)	16.37	16.13	16.30	16.13
		1711.5 (131987)	16.12	16.26	16.19	16.21
5MHz	1RB-High (24)	1777.5 (132647)	16.32	16.84	16.10	16.05
		1745 (132322)	16.27	16.73	16.53	16.00
		1712.5 (131997)	16.39	16.61	16.39	16.30
	1RB-Middle (12)	1777.5 (132647)	16.12	16.40	16.18	16.43
		1745 (132322)	16.54	16.51	16.51	16.35
		1712.5 (131997)	16.67	16.39	16.17	16.33
	1RB-Low (0)	1777.5 (132647)	16.29	16.74	16.55	16.59
		1745 (132322)	16.32	16.19	16.15	15.97
		1712.5 (131997)	16.43	16.55	16.14	16.11
	12RB-High (13)	1777.5 (132647)	16.25	16.38	16.09	16.20
		1745 (132322)	16.10	16.18	15.99	15.96
		1712.5 (131997)	16.46	16.28	16.19	16.10
	12RB-Middle (6)	1777.5 (132647)	16.39	16.04	16.26	15.64
		1745 (132322)	16.40	16.09	16.29	16.26
		1712.5 (131997)	16.33	16.34	16.28	16.03
	12RB-Low (0)	1777.5 (132647)	16.11	16.19	16.07	16.03
		1745 (132322)	16.21	16.47	16.40	16.25
		1712.5 (131997)	16.13	16.23	16.06	16.09
	25RB (0)	1777.5 (132647)	16.27	16.19	16.14	15.58

		1745 (132322)	16.15	16.26	16.03	16.09	
		1712.5 (131997)	16.36	16.31	16.48	16.10	
10MHz	1RB-High (49)	1775 (132622)	16.31	16.53	16.17	16.10	
		1745 (132322)	16.16	16.65	16.32	15.97	
		1715 (132022)	16.47	16.32	16.56	15.98	
	1RB-Middle (24)	1775 (132622)	16.29	16.46	16.39	16.39	
		1745 (132322)	16.40	16.40	16.19	16.46	
		1715 (132022)	16.57	16.26	16.18	16.18	
	1RB-Low (0)	1775 (132622)	16.15	16.34	16.40	16.45	
		1745 (132322)	16.26	16.48	16.12	16.13	
		1715 (132022)	16.48	16.42	16.43	16.26	
	25RB-High (25)	1775 (132622)	16.15	16.03	16.04	16.45	
		1745 (132322)	16.18	16.24	16.05	16.15	
		1715 (132022)	16.41	16.33	16.17	16.05	
	25RB-Middle (12)	1775 (132622)	16.34	16.30	16.35	15.66	
		1745 (132322)	16.13	16.26	16.01	16.14	
		1715 (132022)	16.43	16.32	16.16	16.07	
	25RB-Low (0)	1775 (132622)	16.07	16.12	16.20	15.95	
		1745 (132322)	16.34	16.11	16.14	15.92	
		1715 (132022)	16.48	16.42	16.37	16.08	
	50RB (0)	1775 (132622)	16.16	16.03	16.14	15.84	
		1745 (132322)	16.35	16.36	16.20	16.14	
		1715 (132022)	16.39	16.22	16.31	16.01	
	15MHz	1RB-High (74)	1772.5 (132597)	16.09	16.86	16.09	16.03
			1745 (132322)	16.09	16.41	16.33	16.24
			1717.5 (132047)	16.36	16.32	16.34	16.19
1RB-Middle (37)		1772.5 (132597)	16.24	16.42	16.52	16.18	
		1745 (132322)	16.54	16.49	16.38	16.42	
		1717.5 (132047)	16.57	16.40	16.27	16.07	
1RB-Low (0)		1772.5 (132597)	16.04	16.59	16.22	16.58	
		1745 (132322)	16.30	16.38	16.33	16.00	
		1717.5 (132047)	16.33	16.55	16.32	16.33	
36RB-High (38)		1772.5 (132597)	16.45	16.19	16.15	16.29	
		1745 (132322)	16.26	16.08	16.01	16.14	
		1717.5 (132047)	16.28	16.46	16.07	15.89	
36RB-Middle (19)		1772.5 (132597)	16.10	16.15	16.26	15.64	
		1745 (132322)	16.42	16.20	15.95	16.10	
		1717.5 (132047)	16.32	16.31	16.18	16.09	
36RB-Low (0)		1772.5 (132597)	16.29	16.12	15.94	16.04	
		1745 (132322)	16.15	16.36	16.21	16.22	
		1717.5 (132047)	16.36	16.15	16.01	16.26	
75RB (0)		1772.5 (132597)	16.28	16.30	16.14	15.86	

		1745 (132322)	16.22	16.21	16.03	16.01
		1717.5 (132047)	16.10	16.42	16.27	16.14
20MHz	1RB-High (99)	1770 (132572)	16.19	16.78	16.18	16.02
		1745 (132322)	16.31	16.58	16.42	16.12
		1720 (132072)	16.44	16.51	16.55	16.23
	1RB-Middle (50)	1770 (132572)	16.21	16.51	16.37	16.51
		1745 (132322)	16.45	16.63	16.43	16.24
		1720 (132072)	16.52	16.51	16.37	16.15
	1RB-Low (0)	1770 (132572)	16.15	16.59	16.47	16.48
		1745 (132322)	16.21	16.42	16.27	16.06
		1720 (132072)	16.33	16.56	16.37	16.32
	50RB-High (50)	1770 (132572)	16.31	16.23	16.25	16.31
		1745 (132322)	16.30	16.32	16.21	16.10
		1720 (132072)	16.43	16.37	16.26	15.78
	50RB-Middle (25)	1770 (132572)	16.33	16.29	16.22	15.70
		1745 (132322)	16.38	16.30	16.17	16.23
		1720 (132072)	16.42	16.36	16.32	16.14
	50RB-Low (0)	1770 (132572)	16.23	16.10	16.15	15.84
		1745 (132322)	16.29	16.32	16.25	16.11
		1720 (132072)	16.38	16.31	16.25	16.29
	100RB (0)	1770 (132572)	16.24	16.21	16.16	15.70
		1745 (132322)	16.34	16.25	16.22	15.85
		1720 (132072)	16.27	16.29	16.33	16.18

LTE B66 ANT3-Power Level B1

LTE B66						
BANDWIDTH	Number of RBs	Frequency	QPSK	16QAM	64QAM	256QAM
1.4MHz	1RB-High (5)	1779.3 (132665)	23.39	22.73	21.59	18.27
		1745 (132322)	23.13	22.73	21.45	18.36
		1710.7 (131979)	23.19	22.69	21.49	18.11
	1RB-Middle (3)	1779.3 (132665)	23.27	22.54	21.40	18.08
		1745 (132322)	23.19	22.52	21.45	18.25
		1710.7 (131979)	23.35	22.70	21.56	18.14
	1RB-Low (0)	1779.3 (132665)	23.21	22.57	21.52	18.35
		1745 (132322)	23.09	22.67	21.36	18.21
		1710.7 (131979)	23.30	22.89	21.54	18.42
	3RB-High (3)	1779.3 (132665)	23.24	22.50	21.48	18.25
		1745 (132322)	23.16	22.41	21.37	18.22
		1710.7 (131979)	23.23	22.42	21.58	18.31
	3RB-Middle (1)	1779.3 (132665)	23.25	22.37	21.56	18.25
		1745 (132322)	23.27	22.41	21.35	18.23

		1710.7 (131979)	23.29	22.37	21.41	18.21
	3RB-Low (0)	1779.3 (132665)	23.24	22.40	21.34	18.38
		1745 (132322)	23.12	22.36	21.33	18.17
		1710.7 (131979)	23.28	22.43	21.39	18.38
	6RB (0)	1779.3 (132665)	22.23	21.34	20.43	18.33
		1745 (132322)	22.18	21.26	20.37	18.06
		1710.7 (131979)	22.32	21.36	20.30	18.13
3MHz	1RB-High (14)	1778.5 (132657)	23.29	22.51	21.59	18.33
		1745 (132322)	23.13	22.56	21.58	18.23
		1711.5 (131987)	23.26	22.60	21.61	18.43
	1RB-Middle (7)	1778.5 (132657)	23.44	22.71	21.58	18.10
		1745 (132322)	23.23	22.62	21.45	18.23
		1711.5 (131987)	23.28	22.75	21.60	18.26
	1RB-Low (0)	1778.5 (132657)	23.26	22.53	21.68	18.20
		1745 (132322)	23.15	22.60	21.50	18.37
		1711.5 (131987)	23.23	22.57	21.40	18.25
	8RB-High (7)	1778.5 (132657)	22.31	21.42	20.40	18.07
		1745 (132322)	22.29	21.26	20.33	18.33
		1711.5 (131987)	22.35	21.41	20.36	18.35
	8RB-Middle (4)	1778.5 (132657)	22.33	21.39	20.41	18.39
		1745 (132322)	22.30	21.38	20.33	18.15
		1711.5 (131987)	22.38	21.36	20.43	18.20
	8RB-Low (0)	1778.5 (132657)	22.32	21.34	20.41	18.33
		1745 (132322)	22.31	21.36	20.34	18.44
		1711.5 (131987)	22.31	21.40	20.46	18.22
15RB (0)	1778.5 (132657)	22.31	21.30	20.37	18.06	
	1745 (132322)	22.25	21.36	20.28	18.25	
	1711.5 (131987)	22.29	21.37	20.36	18.20	
5MHz	1RB-High (24)	1777.5 (132647)	23.44	22.54	21.69	18.28
		1745 (132322)	23.20	22.57	21.43	18.27
		1712.5 (131997)	23.23	22.64	21.36	18.39
	1RB-Middle (12)	1777.5 (132647)	23.38	22.77	21.67	18.05
		1745 (132322)	23.38	22.62	21.48	18.30
		1712.5 (131997)	23.34	22.79	21.69	18.15
	1RB-Low (0)	1777.5 (132647)	23.31	22.61	21.72	18.43
		1745 (132322)	23.16	22.57	21.36	18.05
		1712.5 (131997)	23.23	22.58	21.45	18.44
	12RB-High (13)	1777.5 (132647)	22.33	21.30	20.34	18.17
		1745 (132322)	22.24	21.33	20.30	18.36
		1712.5 (131997)	22.38	21.43	20.37	18.24
12RB-Middle (6)	1777.5 (132647)	22.30	21.31	20.41	18.18	
	1745 (132322)	22.29	21.37	20.33	18.19	

		1712.5 (131997)	22.34	21.41	20.48	18.38
	12RB-Low (0)	1777.5 (132647)	22.27	21.38	20.40	18.28
		1745 (132322)	22.24	21.33	20.39	18.26
		1712.5 (131997)	22.36	21.39	20.37	18.21
	25RB (0)	1777.5 (132647)	22.34	21.32	20.33	18.08
		1745 (132322)	22.25	21.34	20.37	18.09
		1712.5 (131997)	22.37	21.42	20.36	18.36
10MHz	1RB-High (49)	1775 (132622)	23.39	22.61	21.65	18.10
		1745 (132322)	23.25	22.82	21.42	18.42
		1715 (132022)	23.33	22.74	21.50	18.25
	1RB-Middle (24)	1775 (132622)	23.32	22.60	21.61	18.10
		1745 (132322)	23.25	22.46	21.37	18.21
		1715 (132022)	23.35	22.75	21.53	18.38
	1RB-Low (0)	1775 (132622)	23.13	22.41	21.49	18.15
		1745 (132322)	23.22	22.63	21.62	18.31
		1715 (132022)	23.26	22.56	21.50	18.43
	25RB-High (25)	1775 (132622)	22.30	21.35	20.42	18.24
		1745 (132322)	22.24	21.23	20.37	18.29
		1715 (132022)	22.41	21.38	20.42	18.23
	25RB-Middle (12)	1775 (132622)	22.26	21.33	20.35	18.29
		1745 (132322)	22.28	21.38	20.39	18.08
		1715 (132022)	22.38	21.35	20.37	18.40
	25RB-Low (0)	1775 (132622)	22.16	21.15	20.24	18.08
		1745 (132322)	22.32	21.30	20.25	18.38
		1715 (132022)	22.28	21.41	20.38	18.20
	50RB (0)	1775 (132622)	22.27	21.23	20.24	18.22
		1745 (132322)	22.29	21.28	20.30	18.41
		1715 (132022)	22.35	21.29	20.34	18.21
15MHz	1RB-High (74)	1772.5 (132597)	23.01	22.28	21.52	18.29
		1745 (132322)	23.20	22.31	21.32	18.12
		1717.5 (132047)	23.18	22.48	21.34	18.06
	1RB-Middle (37)	1772.5 (132597)	23.07	22.44	21.28	18.34
		1745 (132322)	23.02	22.12	21.29	18.38
		1717.5 (132047)	23.09	22.50	21.33	18.33
	1RB-Low (0)	1772.5 (132597)	23.02	22.25	21.36	18.32
		1745 (132322)	23.04	22.28	21.23	18.39
		1717.5 (132047)	23.11	22.57	21.37	18.12
	36RB-High (38)	1772.5 (132597)	22.22	21.27	20.14	18.26
		1745 (132322)	22.17	21.17	20.22	18.32
		1717.5 (132047)	22.23	21.24	20.33	18.13
36RB-Middle (19)	1772.5 (132597)	22.07	21.14	20.14	18.07	
	1745 (132322)	22.18	21.19	20.24	18.44	

	36RB-Low (0)	1717.5 (132047)	22.21	21.23	20.29	18.33
		1772.5 (132597)	22.12	21.20	20.06	18.30
		1745 (132322)	22.24	21.16	20.19	18.37
		1717.5 (132047)	22.30	21.21	20.27	18.32
	75RB (0)	1772.5 (132597)	22.07	21.10	20.22	18.06
		1745 (132322)	22.17	21.19	20.21	18.30
1717.5 (132047)		22.22	21.25	20.31	18.34	
20MHz	1RB-High (99)	1770 (132572)	23.16	22.21	21.25	18.19
		1745 (132322)	23.15	22.44	21.41	18.40
		1720 (132072)	23.17	22.41	21.30	18.18
	1RB-Middle (50)	1770 (132572)	23.21	22.42	21.23	18.40
		1745 (132322)	23.04	22.43	21.17	18.11
		1720 (132072)	23.05	22.60	21.27	18.13
	1RB-Low (0)	1770 (132572)	23.13	22.31	21.18	18.28
		1745 (132322)	23.20	22.38	21.45	18.24
		1720 (132072)	23.22	22.48	21.50	18.20
	50RB-High (50)	1770 (132572)	22.26	21.21	20.24	18.13
		1745 (132322)	22.22	21.27	20.17	18.40
		1720 (132072)	22.20	21.27	20.20	18.17
	50RB-Middle (25)	1770 (132572)	22.20	21.08	20.06	18.29
		1745 (132322)	22.22	21.25	20.23	18.25
		1720 (132072)	22.26	21.27	20.30	18.28
	50RB-Low (0)	1770 (132572)	22.12	21.10	20.10	18.07
		1745 (132322)	22.23	21.18	20.17	18.16
		1720 (132072)	22.29	21.30	20.24	18.15
	100RB (0)	1770 (132572)	22.18	21.09	20.08	18.33
		1745 (132322)	22.17	21.19	20.19	18.39
		1720 (132072)	22.25	21.24	20.26	18.18

LTE B66 ANT3-Power Level C1

LTE B66						
BANDWIDTH	Number of RBs	Frequency	QPSK	16QAM	64QAM	256QAM
1.4MHz	1RB-High (5)	1779.3 (132665)	21.07	21.26	21.13	18.27
		1745 (132322)	21.16	21.54	21.38	18.24
		1710.7 (131979)	21.22	21.60	21.41	18.19
	1RB-Middle (3)	1779.3 (132665)	21.18	21.28	21.07	18.18
		1745 (132322)	21.10	21.33	21.50	18.27
		1710.7 (131979)	21.34	21.49	21.55	18.25
	1RB-Low (0)	1779.3 (132665)	21.03	21.29	21.10	18.30
		1745 (132322)	21.18	21.50	21.44	18.23
		1710.7 (131979)	21.46	21.62	21.48	17.78

	3RB-High (3)	1779.3 (132665)	21.39	21.22	20.30	18.26	
		1745 (132322)	21.30	21.39	20.08	18.23	
		1710.7 (131979)	21.44	21.18	20.21	18.31	
	3RB-Middle (1)	1779.3 (132665)	21.06	21.24	20.15	18.01	
		1745 (132322)	21.24	21.32	20.36	18.02	
		1710.7 (131979)	21.32	21.45	20.38	18.25	
	3RB-Low (0)	1779.3 (132665)	21.14	21.16	20.10	18.32	
		1745 (132322)	21.29	21.07	20.51	18.49	
		1710.7 (131979)	21.47	21.31	20.51	18.14	
	6RB (0)	1779.3 (132665)	21.20	21.04	20.01	18.45	
		1745 (132322)	21.44	21.29	20.32	18.27	
		1710.7 (131979)	21.49	21.27	20.38	17.94	
3MHz	1RB-High (14)	1778.5 (132657)	20.96	21.05	21.17	18.13	
		1745 (132322)	21.17	21.63	21.57	18.26	
		1711.5 (131987)	21.32	21.61	21.44	18.26	
	1RB-Middle (7)	1778.5 (132657)	21.16	21.42	21.01	18.14	
		1745 (132322)	21.14	21.26	21.44	18.18	
		1711.5 (131987)	21.29	21.56	21.69	18.37	
	1RB-Low (0)	1778.5 (132657)	21.18	21.50	21.10	18.18	
		1745 (132322)	21.32	21.66	21.62	18.26	
		1711.5 (131987)	21.29	21.58	21.51	18.00	
	8RB-High (7)	1778.5 (132657)	21.17	21.07	20.04	18.09	
		1745 (132322)	21.42	21.16	20.18	18.14	
		1711.5 (131987)	21.36	21.15	20.12	18.26	
	8RB-Middle (4)	1778.5 (132657)	21.21	21.18	20.09	17.98	
		1745 (132322)	21.39	21.24	20.21	18.18	
		1711.5 (131987)	21.39	21.36	20.41	18.16	
	8RB-Low (0)	1778.5 (132657)	21.09	21.09	20.39	18.29	
		1745 (132322)	21.35	21.09	20.36	18.41	
		1711.5 (131987)	21.40	21.46	20.33	18.02	
	15RB (0)	1778.5 (132657)	21.08	20.98	20.01	18.48	
		1745 (132322)	21.29	21.41	20.38	18.39	
		1711.5 (131987)	21.32	21.37	20.29	17.98	
	5MHz	1RB-High (24)	1777.5 (132647)	21.17	21.27	21.07	18.32
			1745 (132322)	21.22	21.68	21.31	18.17
			1712.5 (131997)	21.29	21.54	21.41	18.18
1RB-Middle (12)		1777.5 (132647)	21.24	21.21	21.01	18.38	
		1745 (132322)	21.37	21.53	21.60	18.29	
		1712.5 (131997)	21.29	21.60	21.49	18.44	
1RB-Low (0)		1777.5 (132647)	21.20	21.25	20.98	18.21	
		1745 (132322)	21.12	21.62	21.53	18.16	
		1712.5 (131997)	21.41	21.45	21.55	17.94	

	12RB-High (13)	1777.5 (132647)	21.29	21.00	20.07	18.14	
		1745 (132322)	21.27	21.16	20.06	18.18	
		1712.5 (131997)	21.24	21.14	20.24	18.48	
	12RB-Middle (6)	1777.5 (132647)	21.16	21.25	20.02	18.05	
		1745 (132322)	21.41	21.37	20.42	18.15	
		1712.5 (131997)	21.34	21.47	20.29	18.21	
	12RB-Low (0)	1777.5 (132647)	21.24	21.23	20.19	18.27	
		1745 (132322)	21.41	21.31	20.45	18.34	
		1712.5 (131997)	21.50	21.24	20.26	18.19	
	25RB (0)	1777.5 (132647)	21.24	21.08	20.29	18.29	
		1745 (132322)	21.28	21.27	20.15	18.35	
		1712.5 (131997)	21.43	21.53	20.23	17.78	
10MHz	1RB-High (49)	1775 (132622)	21.21	21.06	21.23	18.38	
		1745 (132322)	21.34	21.74	21.55	18.18	
		1715 (132022)	21.32	21.61	21.34	18.28	
	1RB-Middle (24)	1775 (132622)	21.17	21.44	21.25	18.29	
		1745 (132322)	21.31	21.44	21.52	18.33	
		1715 (132022)	21.40	21.49	21.67	18.44	
	1RB-Low (0)	1775 (132622)	21.22	21.44	21.27	18.10	
		1745 (132322)	21.07	21.54	21.48	18.29	
		1715 (132022)	21.44	21.60	21.61	17.79	
	25RB-High (25)	1775 (132622)	21.22	21.00	20.24	18.14	
		1745 (132322)	21.42	21.17	20.34	18.08	
		1715 (132022)	21.20	21.37	20.18	18.50	
	25RB-Middle (12)	1775 (132622)	21.26	21.34	20.16	17.94	
		1745 (132322)	21.21	21.29	20.34	18.04	
		1715 (132022)	21.40	21.31	20.34	18.26	
	25RB-Low (0)	1775 (132622)	21.23	21.14	20.33	18.42	
		1745 (132322)	21.27	21.08	20.26	18.27	
		1715 (132022)	21.39	21.48	20.29	18.18	
	50RB (0)	1775 (132622)	21.27	21.09	20.18	18.45	
		1745 (132322)	21.35	21.36	20.18	18.21	
		1715 (132022)	21.46	21.35	20.49	17.94	
	15MHz	1RB-High (74)	1772.5 (132597)	21.11	21.29	21.05	18.15
			1745 (132322)	21.22	21.65	21.38	18.16
			1717.5 (132047)	21.26	21.77	21.34	18.28
1RB-Middle (37)		1772.5 (132597)	21.22	21.34	21.07	18.26	
		1745 (132322)	21.14	21.54	21.31	18.33	
		1717.5 (132047)	21.44	21.38	21.68	18.45	
1RB-Low (0)		1772.5 (132597)	21.00	21.48	21.20	18.15	
		1745 (132322)	21.29	21.57	21.42	18.03	
		1717.5 (132047)	21.32	21.49	21.41	17.84	

	36RB-High (38)	1772.5 (132597)	21.23	21.26	20.26	18.22
		1745 (132322)	21.41	21.40	20.27	18.15
		1717.5 (132047)	21.28	21.34	20.34	18.42
	36RB-Middle (19)	1772.5 (132597)	21.09	21.26	20.06	18.11
		1745 (132322)	21.28	21.15	20.26	18.29
		1717.5 (132047)	21.37	21.39	20.52	18.30
	36RB-Low (0)	1772.5 (132597)	21.19	21.03	20.21	18.32
		1745 (132322)	21.21	21.30	20.39	18.31
		1717.5 (132047)	21.50	21.42	20.48	18.18
	75RB (0)	1772.5 (132597)	21.29	20.99	20.25	18.34
		1745 (132322)	21.23	21.21	20.25	18.39
		1717.5 (132047)	21.36	21.51	20.35	17.96
20MHz	1RB-High (99)	1770 (132572)	21.13	21.25	21.22	18.28
		1745 (132322)	21.25	21.67	21.48	18.29
		1720 (132072)	21.36	21.67	21.52	18.20
	1RB-Middle (50)	1770 (132572)	21.16	21.39	21.15	18.29
		1745 (132322)	21.29	21.45	21.50	18.29
		1720 (132072)	21.43	21.57	21.62	18.45
	1RB-Low (0)	1770 (132572)	21.19	21.45	21.17	18.22
		1745 (132322)	21.25	21.69	21.54	18.19
		1720 (132072)	21.45	21.59	21.55	17.96
	50RB-High (50)	1770 (132572)	21.30	21.16	20.21	18.28
		1745 (132322)	21.36	21.33	20.24	18.28
		1720 (132072)	21.36	21.32	20.25	18.44
	50RB-Middle (25)	1770 (132572)	21.25	21.25	20.17	18.04
		1745 (132322)	21.37	21.31	20.35	18.22
		1720 (132072)	21.46	21.40	20.44	18.26
	50RB-Low (0)	1770 (132572)	21.25	21.22	20.29	18.39
		1745 (132322)	21.34	21.27	20.41	18.45
		1720 (132072)	21.44	21.39	20.42	18.21
	100RB (0)	1770 (132572)	21.25	21.16	20.21	18.41
		1745 (132322)	21.34	21.37	20.35	18.32
		1720 (132072)	21.39	21.43	20.42	17.96

LTE B66 ANT1-Power Level A1/B1

LTE B66					
BANDWIDTH	Number of RBs	Frequency	QPSK	16QAM	64QAM
1.4MHz	1RB-High (5)	1779.3 (132665)	23.45	23.12	21.98
		1745 (132322)	23.43	22.94	21.99
		1710.7 (131979)	23.45	22.78	21.99
	1RB-Middle (3)	1779.3 (132665)	23.35	22.82	22.01

		1745 (132322)	23.40	23.00	21.82
		1710.7 (131979)	23.45	22.91	21.83
		1779.3 (132665)	23.35	22.76	21.97
	1RB-Low (0)	1745 (132322)	23.46	22.79	21.74
		1710.7 (131979)	23.41	23.05	21.79
	3RB-High (3)	1779.3 (132665)	23.42	22.78	21.71
		1745 (132322)	23.42	22.60	21.80
		1710.7 (131979)	23.42	22.67	21.85
	3RB-Middle (1)	1779.3 (132665)	23.45	22.65	21.69
		1745 (132322)	23.44	22.57	21.55
		1710.7 (131979)	23.45	22.64	21.73
	3RB-Low (0)	1779.3 (132665)	23.48	22.59	21.72
		1745 (132322)	23.40	22.53	21.72
		1710.7 (131979)	23.45	22.61	21.69
	6RB (0)	1779.3 (132665)	22.36	21.56	20.64
1745 (132322)		22.43	21.49	20.55	
1710.7 (131979)		22.50	21.56	20.70	
3MHz	1RB-High (14)	1778.5 (132657)	23.37	22.80	21.87
		1745 (132322)	23.40	22.71	21.77
		1711.5 (131987)	23.36	22.74	21.79
	1RB-Middle (7)	1778.5 (132657)	23.40	22.86	21.81
		1745 (132322)	23.44	22.63	21.75
		1711.5 (131987)	23.42	22.83	21.88
	1RB-Low (0)	1778.5 (132657)	23.26	22.78	21.65
		1745 (132322)	23.35	22.74	21.92
		1711.5 (131987)	23.43	22.75	21.74
	8RB-High (7)	1778.5 (132657)	22.42	21.56	20.74
		1745 (132322)	22.46	21.53	20.68
		1711.5 (131987)	22.50	21.50	20.73
	8RB-Middle (4)	1778.5 (132657)	22.49	21.63	20.74
		1745 (132322)	22.50	21.57	20.66
		1711.5 (131987)	22.56	21.59	20.68
	8RB-Low (0)	1778.5 (132657)	22.46	21.61	20.73
		1745 (132322)	22.47	21.55	20.69
		1711.5 (131987)	22.52	21.62	20.67
	15RB (0)	1778.5 (132657)	22.52	21.50	20.75
		1745 (132322)	22.43	21.48	20.65
		1711.5 (131987)	22.47	21.58	20.67
5MHz	1RB-High (24)	1777.5 (132647)	23.48	22.77	21.85
		1745 (132322)	23.31	22.71	21.69
		1712.5 (131997)	23.42	22.75	21.85
	1RB-Middle (12)	1777.5 (132647)	23.41	22.78	21.82

	1RB-Low (0)	1745 (132322)	23.41	22.78	21.85	
		1712.5 (131997)	23.46	22.82	21.87	
		1777.5 (132647)	23.36	22.87	21.72	
	12RB-High (13)	1745 (132322)	23.34	22.64	21.71	
		1712.5 (131997)	23.48	22.85	21.86	
		1777.5 (132647)	22.48	21.54	20.63	
	12RB-Middle (6)	1745 (132322)	22.43	21.50	20.64	
		1712.5 (131997)	22.47	21.59	20.70	
		1777.5 (132647)	22.54	21.48	20.75	
	12RB-Low (0)	1745 (132322)	22.45	21.48	20.71	
		1712.5 (131997)	22.54	21.53	20.73	
		1777.5 (132647)	22.42	21.53	20.75	
	25RB (0)	1745 (132322)	22.41	21.45	20.68	
		1712.5 (131997)	22.48	21.50	20.68	
		1777.5 (132647)	22.47	21.44	20.66	
10MHz	1RB-High (49)	1745 (132322)	22.43	21.39	20.61	
		1712.5 (131997)	22.48	21.50	20.70	
		1775 (132622)	23.49	22.96	21.67	
	1RB-Middle (24)	1745 (132322)	23.39	22.63	21.80	
		1715 (132022)	23.39	22.70	21.80	
		1775 (132622)	23.43	22.88	21.75	
	1RB-Low (0)	1745 (132322)	23.43	22.78	21.84	
		1715 (132022)	23.42	22.85	21.68	
		1775 (132622)	23.30	22.75	21.82	
	25RB-High (25)	1745 (132322)	23.52	22.93	21.73	
		1715 (132022)	23.38	22.88	21.68	
		1775 (132622)	22.51	21.55	20.63	
	25RB-Middle (12)	1745 (132322)	22.50	21.51	20.69	
		1715 (132022)	22.51	21.50	20.72	
		1775 (132622)	22.39	21.48	20.61	
	25RB-Low (0)	1745 (132322)	22.47	21.45	20.66	
		1715 (132022)	22.55	21.53	20.66	
		1775 (132622)	22.44	21.37	20.65	
	50RB (0)	1745 (132322)	22.50	21.52	20.63	
		1715 (132022)	22.47	21.48	20.70	
		1775 (132622)	22.36	21.40	20.63	
	15MHz	1RB-High (74)	1745 (132322)	22.48	21.42	20.62
			1715 (132022)	22.44	21.46	20.68
			1772.5 (132597)	23.22	22.62	21.60
1RB-Middle (37)		1772.5 (132597)	23.23	22.60	21.53	

		1745 (132322)	23.30	22.62	21.57
		1717.5 (132047)	23.34	22.69	21.57
	1RB-Low (0)	1772.5 (132597)	23.22	22.41	21.41
		1745 (132322)	23.30	22.50	21.70
		1717.5 (132047)	23.22	22.45	21.63
	36RB-High (38)	1772.5 (132597)	22.32	21.38	20.63
		1745 (132322)	22.31	21.32	20.54
		1717.5 (132047)	22.38	21.35	20.57
	36RB-Middle (19)	1772.5 (132597)	22.25	21.34	20.45
		1745 (132322)	22.37	21.34	20.55
		1717.5 (132047)	22.35	21.34	20.54
	36RB-Low (0)	1772.5 (132597)	22.23	21.27	20.46
		1745 (132322)	22.35	21.37	20.47
		1717.5 (132047)	22.34	21.43	20.53
	75RB (0)	1772.5 (132597)	22.29	21.24	20.55
1745 (132322)		22.34	21.34	20.54	
1717.5 (132047)		22.42	21.39	20.62	
20MHz	1RB-High (99)	1770 (132572)	23.11	22.60	21.53
		1745 (132322)	23.44	22.67	21.65
		1720 (132072)	23.38	22.56	21.65
	1RB-Middle (50)	1770 (132572)	23.16	22.42	21.63
		1745 (132322)	23.31	22.56	21.60
		1720 (132072)	23.39	22.46	21.50
	1RB-Low (0)	1770 (132572)	23.21	23.02	21.58
		1745 (132322)	23.32	22.82	21.66
		1720 (132072)	23.40	22.75	21.61
	50RB-High (50)	1770 (132572)	22.34	21.36	20.59
		1745 (132322)	22.33	21.36	20.58
		1720 (132072)	22.39	21.33	20.57
	50RB-Middle (25)	1770 (132572)	22.29	21.39	20.49
		1745 (132322)	22.40	21.41	20.60
		1720 (132072)	22.38	21.38	20.57
	50RB-Low (0)	1770 (132572)	22.23	21.25	20.43
		1745 (132322)	22.36	21.37	20.59
		1720 (132072)	22.37	21.30	20.49
100RB (0)	1770 (132572)	22.29	21.22	20.52	
	1745 (132322)	22.35	21.39	20.61	
	1720 (132072)	22.36	21.42	20.56	

LTE B66 ANT1-Power Level C1

LTE B66					
BANDWIDTH	Number of RBs	Frequency	QPSK	16QAM	64QAM
1.4MHz	1RB-High (5)	1779.3 (132665)	19.58	19.23	19.54
		1745 (132322)	19.53	19.37	19.28
		1710.7 (131979)	19.62	19.74	19.66
	1RB-Middle (3)	1779.3 (132665)	19.17	19.68	19.66
		1745 (132322)	19.48	19.74	19.54
		1710.7 (131979)	19.32	19.21	19.44
	1RB-Low (0)	1779.3 (132665)	19.39	19.50	19.56
		1745 (132322)	19.80	19.71	19.47
		1710.7 (131979)	19.31	19.43	19.40
	3RB-High (3)	1779.3 (132665)	19.51	19.49	19.75
		1745 (132322)	19.69	19.33	19.47
		1710.7 (131979)	19.41	19.48	19.48
	3RB-Middle (1)	1779.3 (132665)	19.60	19.37	19.55
		1745 (132322)	19.61	19.58	19.57
		1710.7 (131979)	19.48	19.23	19.52
	3RB-Low (0)	1779.3 (132665)	19.24	19.42	19.57
		1745 (132322)	19.81	19.34	19.34
		1710.7 (131979)	19.26	19.69	19.26
	6RB (0)	1779.3 (132665)	19.60	19.36	19.14
		1745 (132322)	19.28	19.20	19.41
		1710.7 (131979)	19.38	19.60	19.53
3MHz	1RB-High (14)	1778.5 (132657)	19.26	19.14	19.20
		1745 (132322)	19.33	19.29	19.27
		1711.5 (131987)	19.21	19.44	19.46
	1RB-Middle (7)	1778.5 (132657)	19.24	19.47	19.46
		1745 (132322)	19.42	19.66	19.83
		1711.5 (131987)	19.57	19.31	19.76
	1RB-Low (0)	1778.5 (132657)	19.26	19.58	19.43
		1745 (132322)	19.76	19.66	19.59
		1711.5 (131987)	19.43	19.29	19.62
	8RB-High (7)	1778.5 (132657)	19.49	19.55	19.36
		1745 (132322)	19.70	19.26	19.42
		1711.5 (131987)	19.55	19.16	19.32
	8RB-Middle (4)	1778.5 (132657)	19.50	19.70	19.62
		1745 (132322)	19.58	19.48	19.50
		1711.5 (131987)	19.31	19.35	19.63
8RB-Low (0)	1778.5 (132657)	19.22	19.45	19.59	
	1745 (132322)	19.81	19.29	19.40	

		1711.5 (131987)	19.30	19.45	19.42
	15RB (0)	1778.5 (132657)	19.43	19.43	19.32
		1745 (132322)	19.12	19.29	19.52
		1711.5 (131987)	19.27	19.50	19.52
5MHz	1RB-High (24)	1777.5 (132647)	19.47	19.22	19.32
		1745 (132322)	19.42	19.48	19.53
		1712.5 (131997)	19.39	19.65	19.61
	1RB-Middle (12)	1777.5 (132647)	19.14	19.57	19.25
		1745 (132322)	19.45	19.32	19.40
		1712.5 (131997)	19.32	19.56	19.68
	1RB-Low (0)	1777.5 (132647)	19.40	19.58	19.62
		1745 (132322)	19.73	19.90	19.56
		1712.5 (131997)	19.24	19.54	19.58
	12RB-High (13)	1777.5 (132647)	19.66	19.42	19.39
		1745 (132322)	19.43	19.26	19.44
		1712.5 (131997)	19.76	19.45	19.74
	12RB-Middle (6)	1777.5 (132647)	19.56	19.64	19.57
		1745 (132322)	19.43	19.36	19.56
		1712.5 (131997)	19.41	19.26	19.65
	12RB-Low (0)	1777.5 (132647)	19.28	19.22	19.76
		1745 (132322)	19.67	19.45	19.46
		1712.5 (131997)	19.40	19.54	19.44
	25RB (0)	1777.5 (132647)	19.19	19.54	19.12
		1745 (132322)	19.25	19.46	19.53
		1712.5 (131997)	19.33	19.42	19.66
10MHz	1RB-High (49)	1775 (132622)	19.20	19.17	19.23
		1745 (132322)	19.53	19.31	19.34
		1715 (132022)	19.55	19.72	19.61
	1RB-Middle (24)	1775 (132622)	19.33	19.64	19.60
		1745 (132322)	19.36	19.65	19.62
		1715 (132022)	19.14	19.46	19.37
	1RB-Low (0)	1775 (132622)	19.53	19.57	19.51
		1745 (132322)	19.65	19.67	19.31
		1715 (132022)	19.35	19.31	19.59
	25RB-High (25)	1775 (132622)	19.31	19.15	19.74
		1745 (132322)	19.76	19.43	19.36
		1715 (132022)	19.74	19.14	19.71
	25RB-Middle (12)	1775 (132622)	19.52	19.62	19.29
		1745 (132322)	19.62	19.40	19.52
		1715 (132022)	19.42	19.47	19.52
25RB-Low (0)	1775 (132622)	19.31	19.51	19.69	
	1745 (132322)	19.39	19.42	19.13	

		1715 (132022)	19.40	19.43	19.45
	50RB (0)	1775 (132622)	19.36	19.45	19.08
		1745 (132322)	19.46	19.54	19.65
		1715 (132022)	19.60	19.44	19.44
15MHz	1RB-High (74)	1772.5 (132597)	19.60	19.50	19.28
		1745 (132322)	19.65	19.38	19.15
		1717.5 (132047)	19.43	19.54	19.23
	1RB-Middle (37)	1772.5 (132597)	19.51	19.28	19.45
		1745 (132322)	19.51	19.63	19.74
		1717.5 (132047)	19.13	19.31	19.79
	1RB-Low (0)	1772.5 (132597)	19.11	19.62	19.37
		1745 (132322)	19.79	19.74	19.22
		1717.5 (132047)	19.24	19.32	19.48
	36RB-High (38)	1772.5 (132597)	19.48	19.50	19.48
		1745 (132322)	19.65	19.37	19.44
		1717.5 (132047)	19.35	19.25	19.39
	36RB-Middle (19)	1772.5 (132597)	19.74	19.68	19.47
		1745 (132322)	19.57	19.57	19.68
		1717.5 (132047)	19.42	19.36	19.38
	36RB-Low (0)	1772.5 (132597)	19.13	19.64	19.33
		1745 (132322)	19.68	19.49	19.42
		1717.5 (132047)	19.29	19.56	19.19
	75RB (0)	1772.5 (132597)	19.33	19.40	19.38
		1745 (132322)	19.33	19.22	19.25
		1717.5 (132047)	19.61	19.57	19.42
20MHz	1RB-High (99)	1770 (132572)	19.50	19.41	19.47
		1745 (132322)	19.59	19.58	19.38
		1720 (132072)	19.49	19.60	19.52
	1RB-Middle (50)	1770 (132572)	19.37	19.58	19.55
		1745 (132322)	19.59	19.59	19.68
		1720 (132072)	19.42	19.46	19.67
	1RB-Low (0)	1770 (132572)	19.41	19.66	19.50
		1745 (132322)	19.75	19.75	19.48
		1720 (132072)	19.49	19.41	19.50
	50RB-High (50)	1770 (132572)	19.51	19.41	19.61
		1745 (132322)	19.64	19.40	19.40
		1720 (132072)	19.65	19.42	19.61
	50RB-Middle (25)	1770 (132572)	19.62	19.63	19.59
		1745 (132322)	19.67	19.63	19.68
		1720 (132072)	19.61	19.45	19.55
50RB-Low (0)	1770 (132572)	19.39	19.52	19.63	
	1745 (132322)	19.66	19.45	19.36	

		1720 (132072)	19.35	19.66	19.39
	100RB (0)	1770 (132572)	19.49	19.55	19.35
		1745 (132322)	19.35	19.50	19.55
		1720 (132072)	19.52	19.48	19.67

Uplink maximum output power is measured with downlink carrier aggregation active, using the channel with highest measured maximum output power when downlink carrier aggregation is inactive. SAR test is not required since maximum output power when downlink carrier aggregation active is not more than ¼ dB higher than the maximum output power measured when downlink carrier aggregation inactive.

The device supports Intra-band uplink LTE Carrier Aggregation (CA) CA_B41C. The conducted power measurement results of LTE CA are provided as follow.

All other uplink communications are identical to the release 8 specifications. Other LTE Rel.10 or higher features are not supported, including Enhanced SC-FDMA or Uplink MIMO etc.

The conducted power measurement results of LTE uplink CA are as below :

UL CA_7C - Power Level A1

PCC					SCC				conducted power (dBm)
PCC Bandwidth	UL channel	DL channel	UL RB	UL RB OFFSET	SCC Bandwidth	DL channel	UL RB	UL RB OFFSET	
20M	21350	3350	1	99	20M	3152	1	0	13.88
20M	21350	3350	1	99	15M	3179	1	0	14.15
20M	21350	3350	1	99	10M	3206	1	0	13.91
20M	20850	2850	1	99	20M	3048	1	0	14.24
20M	20850	2850	1	99	15M	3021	1	0	14.16
20M	20850	2850	1	99	10M	2994	1	0	14.19
15M	21375	3375	1	74	15M	3225	1	0	14.00
15M	20825	2825	1	74	15M	2975	1	0	14.05
15M	20825	2825	1	74	10M	2945	1	0	13.81
20M	21350	3350	1	0	20M	3152	1	99	14.01
20M	21350	3350	1	0	15M	3179	1	74	14.08
20M	21350	3350	1	0	10M	3206	1	49	14.05
20M	20850	2850	1	0	20M	3048	1	99	14.14
20M	20850	2850	1	0	15M	3021	1	74	14.11
20M	20850	2850	1	0	10M	2994	1	49	13.88
15M	21375	3375	1	0	15M	3225	1	74	13.95
15M	20825	2825	1	0	15M	2975	1	74	14.03
15M	20825	2825	1	0	10M	2945	1	49	13.88

UL CA_7C - Power Level B1

PCC					SCC				conducted power (dBm)
PCC Bandwidth	UL channel	DL channel	UL RB	UL RB OFFSET	SCC Bandwidth	DL channel	UL RB	UL RB OFFSET	
20M	21350	3350	1	99	20M	3152	1	0	14.82
20M	21350	3350	1	99	15M	3179	1	0	14.87
20M	21350	3350	1	99	10M	3206	1	0	14.79
20M	20850	2850	1	99	20M	3048	1	0	23.07
20M	20850	2850	1	99	15M	3021	1	0	23.17
20M	20850	2850	1	99	10M	2994	1	0	23.12
15M	21375	3375	1	74	15M	3225	1	0	14.87
15M	20825	2825	1	74	15M	2975	1	0	23.14
15M	20825	2825	1	74	10M	2945	1	0	23.08
20M	21350	3350	1	0	20M	3152	1	99	23.36
20M	21350	3350	1	0	15M	3179	1	74	23.14
20M	21350	3350	1	0	10M	3206	1	49	23.08
20M	20850	2850	1	0	20M	3048	1	99	14.53
20M	20850	2850	1	0	15M	3021	1	74	14.66
20M	20850	2850	1	0	10M	2994	1	49	14.21
15M	21375	3375	1	0	15M	3225	1	74	23.28
15M	20825	2825	1	0	15M	2975	1	74	14.79
15M	20825	2825	1	0	10M	2945	1	49	14.46

UL CA_7C - Power Level C1

PCC					SCC				conducted power (dBm)
PCC Bandwidth	UL channel	DL channel	UL RB	UL RB OFFSET	SCC Bandwidth	DL channel	UL RB	UL RB OFFSET	
20M	21350	3350	1	99	20M	3152	1	0	14.85
20M	21350	3350	1	99	15M	3179	1	0	14.82
20M	21350	3350	1	99	10M	3206	1	0	14.81
20M	20850	2850	1	99	20M	3048	1	0	16.67
20M	20850	2850	1	99	15M	3021	1	0	16.62
20M	20850	2850	1	99	10M	2994	1	0	16.55
15M	21375	3375	1	74	15M	3225	1	0	14.75
15M	20825	2825	1	74	15M	2975	1	0	16.79
15M	20825	2825	1	74	10M	2945	1	0	16.67
20M	21350	3350	1	0	20M	3152	1	99	16.86
20M	21350	3350	1	0	15M	3179	1	74	16.62
20M	21350	3350	1	0	10M	3206	1	49	16.58
20M	20850	2850	1	0	20M	3048	1	99	14.64
20M	20850	2850	1	0	15M	3021	1	74	14.58
20M	20850	2850	1	0	10M	2994	1	49	14.62
15M	21375	3375	1	0	15M	3225	1	74	16.56
15M	20825	2825	1	0	15M	2975	1	74	14.72
15M	20825	2825	1	0	10M	2945	1	49	14.59

11.4 5G NR Measurement result

Maximum Target Power for Production Unit –Power Level A1/B1/C1

Band	Tune up (dBm)		
	Receiver on+ P-Sensor on	Receiver off+ SAR sensor off	Receiver off+ SAR sensor on
	Power Level A1	Power Level B1	Power Level C1
n5	25	25	24
n7	14.5	24	17.5
n28	25	25	24
n41	15.5	24.5	18.5
n66	17.5	24.5	22.5
n77 PC2(SA)	13.5	26.5	18.5
n77 PC3(NSA)	12	25	17

N5 - Power Level A1/B1

5G-n5								
SCS (kHz)	NR BW (MHz)	Modulation	RB allocation		NR Test Freq. (MHz)	NR Test CH.	Tune up	Power Results (dBm)
15	5	DFT-s-OFDM QPSK	Inner_Full	12_6	846.5	169300	25.00	23.99
15	5	DFT-s-OFDM QPSK	Inner_Full	12_6	836.5	167300	25.00	24.08
15	5	DFT-s-OFDM QPSK	Inner_Full	12_6	826.5	165300	25.00	24.16
15	20	DFT-s-OFDM QPSK	Inner_Full	50_25	839	167800	25.00	24.28
15	20	DFT-s-OFDM QPSK	Inner_Full	50_25	836.5	167300	25.00	24.34
15	20	DFT-s-OFDM QPSK	Inner_Full	50_25	834	166800	25.00	24.32
15	20	DFT-s-OFDM PI/2 BPSK1	Inner_Full	50_25	836.5	167300	25.00	24.29
15	20	DFT-s-OFDM 16QAM	Inner_Full	50_25	836.5	167300	24.00	23.47
15	20	DFT-s-OFDM 64QAM	Inner_Full	50_25	836.5	167300	22.50	21.92
15	20	DFT-s-OFDM 256QAM	Inner_Full	50_25	836.5	167300	20.50	19.93
15	20	CP-OFDM QPSK	Inner_Full	50_25	836.5	167300	23.50	22.89
15	20	CP-OFDM 16QAM	Inner_Full	50_25	836.5	167300	23.00	22.41
15	20	CP-OFDM 64QAM	Inner_Full	50_25	836.5	167300	21.50	20.92
15	20	CP-OFDM 256QAM	Inner_Full	50_25	836.5	167300	18.50	17.88
15	20	DFT-s-OFDM QPSK	Edge_Full_Right	2_104	836.5	167300	24.00	23.42
15	20	DFT-s-OFDM QPSK	Edge_Full_Left	2_0	836.5	167300	24.00	23.65
15	20	DFT-s-OFDM QPSK	Edge_1RB_Right	1_105	836.5	167300	24.00	23.29
15	20	DFT-s-OFDM QPSK	Edge_1RB_Left	1_0	836.5	167300	24.00	23.61
15	20	DFT-s-OFDM QPSK	Inner_1RB_Right	1_104	836.5	167300	25.00	24.19
15	20	DFT-s-OFDM QPSK	Inner_1RB_Left	1_1	836.5	167300	25.00	24.32
15	20	DFT-s-OFDM QPSK	Outer_Full	100_0	836.5	167300	24.00	23.47
15	10	DFT-s-OFDM QPSK	Inner_Full	25_12	836.5	167300	25.00	24.08
15	15	DFT-s-OFDM QPSK	Inner_Full	36_18	836.5	167300	25.00	24.25

N5 - Power Level C1

5G-n5								
SCS (kHz)	NR BW (MHz)	Modulation	RB allocation		NR Test Freq. (MHz)	NR Test CH.	Tune up	Power Results (dBm)
15	5	DFT-s-OFDM QPSK	Inner_Full	12_6	846.5	169300	24.00	22.81
15	5	DFT-s-OFDM QPSK	Inner_Full	12_6	836.5	167300	24.00	22.98
15	5	DFT-s-OFDM QPSK	Inner_Full	12_6	826.5	165300	24.00	23.01
15	20	DFT-s-OFDM QPSK	Inner_Full	50_25	839	167800	24.00	23.04
15	20	DFT-s-OFDM QPSK	Inner_Full	50_25	836.5	167300	24.00	23.16
15	20	DFT-s-OFDM QPSK	Inner_Full	50_25	834	166800	24.00	23.12
15	20	DFT-s-OFDM PI/2 BPSK1	Inner_Full	50_25	836.5	167300	24.00	23.10
15	20	DFT-s-OFDM 16QAM	Inner_Full	50_25	836.5	167300	24.00	23.11
15	20	DFT-s-OFDM 64QAM	Inner_Full	50_25	836.5	167300	22.50	21.72
15	20	DFT-s-OFDM 256QAM	Inner_Full	50_25	836.5	167300	20.50	19.71
15	20	CP-OFDM QPSK	Inner_Full	50_25	836.5	167300	23.50	22.65
15	20	CP-OFDM 16QAM	Inner_Full	50_25	836.5	167300	23.00	22.20
15	20	CP-OFDM 64QAM	Inner_Full	50_25	836.5	167300	21.50	20.66
15	20	CP-OFDM 256QAM	Inner_Full	50_25	836.5	167300	18.50	17.76
15	20	DFT-s-OFDM QPSK	Edge_Full_Right	2_104	836.5	167300	24.00	23.08
15	20	DFT-s-OFDM QPSK	Edge_Full_Left	2_0	836.5	167300	24.00	23.11
15	20	DFT-s-OFDM QPSK	Edge_1RB_Right	1_105	836.5	167300	24.00	23.06
15	20	DFT-s-OFDM QPSK	Edge_1RB_Left	1_0	836.5	167300	24.00	23.11
15	20	DFT-s-OFDM QPSK	Inner_1RB_Right	1_104	836.5	167300	24.00	23.06
15	20	DFT-s-OFDM QPSK	Inner_1RB_Left	1_1	836.5	167300	24.00	23.11
15	20	DFT-s-OFDM QPSK	Outer_Full	100_0	836.5	167300	24.00	23.10
15	10	DFT-s-OFDM QPSK	Inner_Full	25_12	836.5	167300	24.00	22.95
15	15	DFT-s-OFDM QPSK	Inner_Full	36_18	836.5	167300	24.00	23.06

N7 - Power Level A1

5G-n7								
SCS (kHz)	NR BW (MHz)	Modulation	RB allocation		NR Test Freq. (MHz)	NR Test CH.	Tune up	Power Results (dBm)
15	5	DFT-s-OFDM QPSK	Inner_Full	12_6	2567.5	513500	14.50	13.80
15	5	DFT-s-OFDM QPSK	Inner_Full	12_6	2535	507000	14.50	13.82
15	5	DFT-s-OFDM QPSK	Inner_Full	12_6	2502.5	500500	14.50	13.61
15	40	DFT-s-OFDM QPSK	Inner_Full	108_54	2550	510000	14.50	13.94
15	40	DFT-s-OFDM QPSK	Inner_Full	108_54	2535	507000	14.50	13.98
15	40	DFT-s-OFDM QPSK	Inner_Full	108_54	2520	504000	14.50	13.81
15	40	DFT-s-OFDM PI/2 BPSK1	Inner_Full	108_54	2535	507000	14.50	13.96
15	40	DFT-s-OFDM 16QAM	Inner_Full	108_54	2535	507000	14.50	13.96
15	40	DFT-s-OFDM 64QAM	Inner_Full	108_54	2535	507000	14.50	13.94
15	40	DFT-s-OFDM 256QAM	Inner_Full	108_54	2535	507000	14.50	13.97
15	40	CP-OFDM QPSK	Inner_Full	108_54	2535	507000	14.50	13.96
15	40	CP-OFDM 16QAM	Inner_Full	108_54	2535	507000	14.50	13.96
15	40	CP-OFDM 64QAM	Inner_Full	108_54	2535	507000	14.50	13.96
15	40	CP-OFDM 256QAM	Inner_Full	108_54	2535	507000	14.50	13.96
15	40	DFT-s-OFDM QPSK	Edge_Full_Right	2_214	2535	507000	14.50	13.96
15	40	DFT-s-OFDM QPSK	Edge_Full_Left	2_0	2535	507000	14.50	13.95
15	40	DFT-s-OFDM QPSK	Edge_1RB_Right	1_215	2535	507000	14.50	13.97
15	40	DFT-s-OFDM QPSK	Edge_1RB_Left	1_0	2535	507000	14.50	13.96
15	40	DFT-s-OFDM QPSK	Inner_1RB_Right	1_214	2535	507000	14.50	13.97
15	40	DFT-s-OFDM QPSK	Inner_1RB_Left	1_1	2535	507000	14.50	13.96
15	40	DFT-s-OFDM QPSK	Outer_Full	216_0	2535	507000	14.50	13.94
15	10	DFT-s-OFDM QPSK	Inner_Full	25_12	2535	507000	14.50	13.85
15	15	DFT-s-OFDM QPSK	Inner_Full	36_18	2535	507000	14.50	13.87
15	20	DFT-s-OFDM QPSK	Inner_Full	50_25	2535	507000	14.50	13.81
15	25	DFT-s-OFDM QPSK	Inner_Full	64_32	2535	507000	14.50	13.85
15	30	DFT-s-OFDM QPSK	Inner_Full	80_40	2535	507000	14.50	13.95

N7 - Power Level B1

5G-n7								
SCS (kHz)	NR BW (MHz)	Modulation	RB allocation		NR Test Freq. (MHz)	NR Test CH.	Tune up	Power Results (dBm)
15	5	DFT-s-OFDM QPSK	Inner_Full	12_6	2567.5	513500	24.00	23.26
15	5	DFT-s-OFDM QPSK	Inner_Full	12_6	2535	507000	24.00	23.33
15	5	DFT-s-OFDM QPSK	Inner_Full	12_6	2502.5	500500	24.00	23.29
15	40	DFT-s-OFDM QPSK	Inner_Full	108_54	2550	510000	24.00	23.48
15	40	DFT-s-OFDM QPSK	Inner_Full	108_54	2535	507000	24.00	23.56
15	40	DFT-s-OFDM QPSK	Inner_Full	108_54	2520	504000	24.00	23.47
15	40	DFT-s-OFDM PI/2 BPSK1	Inner_Full	108_54	2535	507000	24.00	23.43
15	40	DFT-s-OFDM 16QAM	Inner_Full	108_54	2535	507000	23.00	22.54
15	40	DFT-s-OFDM 64QAM	Inner_Full	108_54	2535	507000	21.50	21.05
15	40	DFT-s-OFDM 256QAM	Inner_Full	108_54	2535	507000	19.50	19.08
15	40	CP-OFDM QPSK	Inner_Full	108_54	2535	507000	22.50	22.15
15	40	CP-OFDM 16QAM	Inner_Full	108_54	2535	507000	22.00	21.51
15	40	CP-OFDM 64QAM	Inner_Full	108_54	2535	507000	20.50	20.08
15	40	CP-OFDM 256QAM	Inner_Full	108_54	2535	507000	17.50	17.02
15	40	DFT-s-OFDM QPSK	Edge_Full_Right	2_214	2535	507000	23.00	22.61
15	40	DFT-s-OFDM QPSK	Edge_Full_Left	2_0	2535	507000	23.00	22.71
15	40	DFT-s-OFDM QPSK	Edge_1RB_Right	1_215	2535	507000	23.00	22.77
15	40	DFT-s-OFDM QPSK	Edge_1RB_Left	1_0	2535	507000	23.00	22.65
15	40	DFT-s-OFDM QPSK	Inner_1RB_Right	1_214	2535	507000	24.00	23.43
15	40	DFT-s-OFDM QPSK	Inner_1RB_Left	1_1	2535	507000	24.00	23.45
15	40	DFT-s-OFDM QPSK	Outer_Full	216_0	2535	507000	23.00	22.68
15	10	DFT-s-OFDM QPSK	Inner_Full	25_12	2535	507000	24.00	23.28
15	15	DFT-s-OFDM QPSK	Inner_Full	36_18	2535	507000	24.00	23.41
15	20	DFT-s-OFDM QPSK	Inner_Full	50_25	2535	507000	24.00	23.48
15	25	DFT-s-OFDM QPSK	Inner_Full	64_32	2535	507000	24.00	23.46
15	30	DFT-s-OFDM QPSK	Inner_Full	80_40	2535	507000	24.00	23.51

N7 - Power Level C1

5G-n7								
SCS (kHz)	NR BW (MHz)	Modulation	RB allocation		NR Test Freq. (MHz)	NR Test CH.	Tune up	Power Results (dBm)
15	5	DFT-s-OFDM QPSK	Inner_Full	12_6	2567.5	513500	17.50	16.76
15	5	DFT-s-OFDM QPSK	Inner_Full	12_6	2535	507000	17.50	16.78
15	5	DFT-s-OFDM QPSK	Inner_Full	12_6	2502.5	500500	17.50	16.54
15	40	DFT-s-OFDM QPSK	Inner_Full	108_54	2550	510000	17.50	16.93
15	40	DFT-s-OFDM QPSK	Inner_Full	108_54	2535	507000	17.50	16.95
15	40	DFT-s-OFDM QPSK	Inner_Full	108_54	2520	504000	17.50	16.86
15	40	DFT-s-OFDM PI/2 BPSK1	Inner_Full	108_54	2550	510000	17.50	16.90
15	40	DFT-s-OFDM 16QAM	Inner_Full	108_54	2550	510000	17.50	16.91
15	40	DFT-s-OFDM 64QAM	Inner_Full	108_54	2550	510000	17.50	16.88
15	40	DFT-s-OFDM 256QAM	Inner_Full	108_54	2550	510000	17.50	16.92
15	40	CP-OFDM QPSK	Inner_Full	108_54	2550	510000	17.50	16.90
15	40	CP-OFDM 16QAM	Inner_Full	108_54	2550	510000	17.50	16.91
15	40	CP-OFDM 64QAM	Inner_Full	108_54	2550	510000	17.50	16.90
15	40	CP-OFDM 256QAM	Inner_Full	108_54	2550	510000	17.50	16.91
15	40	DFT-s-OFDM QPSK	Edge_Full_Right	2_214	2550	510000	17.50	16.91
15	40	DFT-s-OFDM QPSK	Edge_Full_Left	2_0	2550	510000	17.50	16.89
15	40	DFT-s-OFDM QPSK	Edge_1RB_Right	1_215	2550	510000	17.50	16.92
15	40	DFT-s-OFDM QPSK	Edge_1RB_Left	1_0	2550	510000	17.50	16.90
15	40	DFT-s-OFDM QPSK	Inner_1RB_Right	1_214	2550	510000	17.50	16.92
15	40	DFT-s-OFDM QPSK	Inner_1RB_Left	1_1	2550	510000	17.50	16.90
15	40	DFT-s-OFDM QPSK	Outer_Full	216_0	2550	510000	17.50	16.88
15	10	DFT-s-OFDM QPSK	Inner_Full	25_12	2535	507000	17.50	16.77
15	15	DFT-s-OFDM QPSK	Inner_Full	36_18	2535	507000	17.50	16.80
15	20	DFT-s-OFDM QPSK	Inner_Full	50_25	2535	507000	17.50	16.73
15	25	DFT-s-OFDM QPSK	Inner_Full	64_32	2535	507000	17.50	16.77
15	30	DFT-s-OFDM QPSK	Inner_Full	80_40	2535	507000	17.50	16.89

N28 - Power Level A1/B1

5G-n28								
SCS (kHz)	NR BW (MHz)	Modulation	RB allocation		NR Test Freq. (MHz)	NR Test CH.	Tune up	Power Results (dBm)
15	5	DFT-s-OFDM QPSK	Inner_Full	12_6	745.5	149100	25.00	24.19
15	5	DFT-s-OFDM QPSK	Inner_Full	12_6	725.5	145100	25.00	24.49
15	5	DFT-s-OFDM QPSK	Inner_Full	12_6	705.5	141100	25.00	24.36
15	20	DFT-s-OFDM QPSK	Inner_Full	50_25	738	147600	25.00	24.18
15	20	DFT-s-OFDM QPSK	Inner_Full	50_25	728	145600	25.00	24.27
15	20	DFT-s-OFDM QPSK	Inner_Full	50_25	713	142600	25.00	24.38
15	5	DFT-s-OFDM PI/2 BPSK1	Inner_Full	12_6	725.5	145100	25.00	24.28
15	5	DFT-s-OFDM 16QAM	Inner_Full	12_6	725.5	145100	24.00	23.43
15	5	DFT-s-OFDM 64QAM	Inner_Full	12_6	725.5	145100	22.50	21.98
15	5	DFT-s-OFDM 256QAM	Inner_Full	12_6	725.5	145100	20.50	19.89
15	5	CP-OFDM QPSK	Inner_Full	12_6	725.5	145100	23.50	22.96
15	5	CP-OFDM 16QAM	Inner_Full	12_6	725.5	145100	23.00	22.52
15	5	CP-OFDM 64QAM	Inner_Full	12_6	725.5	145100	21.50	20.91
15	5	CP-OFDM 256QAM	Inner_Full	12_6	725.5	145100	18.50	17.95
15	5	DFT-s-OFDM QPSK	Edge_Full_Right	2_23	725.5	145100	24.00	23.37
15	5	DFT-s-OFDM QPSK	Edge_Full_Left	2_0	725.5	145100	24.00	23.44
15	5	DFT-s-OFDM QPSK	Edge_1RB_Right	1_24	725.5	145100	24.00	23.43
15	5	DFT-s-OFDM QPSK	Edge_1RB_Left	1_0	725.5	145100	24.00	23.51
15	5	DFT-s-OFDM QPSK	Inner_1RB_Right	1_23	725.5	145100	25.00	24.32
15	5	DFT-s-OFDM QPSK	Inner_1RB_Left	1_1	725.5	145100	25.00	24.39
15	5	DFT-s-OFDM QPSK	Outer_Full	25_0	725.5	145100	24.00	23.43
15	10	DFT-s-OFDM QPSK	Inner_Full	25_12	725.5	145100	25.00	24.08
15	15	DFT-s-OFDM QPSK	Inner_Full	36_18	725.5	145100	25.00	24.26

N28 - Power Level C1

5G-n28								
SCS (kHz)	NR BW (MHz)	Modulation	RB allocation		NR Test Freq. (MHz)	NR Test CH.	Tune up	Power Results (dBm)
15	5	DFT-s-OFDM QPSK	Inner_Full	12_6	745.5	149100	24.00	23.03
15	5	DFT-s-OFDM QPSK	Inner_Full	12_6	725.5	145100	24.00	23.45
15	5	DFT-s-OFDM QPSK	Inner_Full	12_6	705.5	141100	24.00	23.42
15	20	DFT-s-OFDM QPSK	Inner_Full	50_25	738	147600	24.00	23.18
15	20	DFT-s-OFDM QPSK	Inner_Full	50_25	728	145600	24.00	23.31
15	20	DFT-s-OFDM QPSK	Inner_Full	50_25	713	142600	24.00	23.43
15	5	DFT-s-OFDM PI/2 BPSK1	Inner_Full	12_6	725.5	145100	24.00	23.34
15	5	DFT-s-OFDM 16QAM	Inner_Full	12_6	725.5	145100	24.00	23.31
15	5	DFT-s-OFDM 64QAM	Inner_Full	12_6	725.5	145100	22.50	21.99
15	5	DFT-s-OFDM 256QAM	Inner_Full	12_6	725.5	145100	20.50	19.91
15	5	CP-OFDM QPSK	Inner_Full	12_6	725.5	145100	23.50	22.97
15	5	CP-OFDM 16QAM	Inner_Full	12_6	725.5	145100	23.00	22.55
15	5	CP-OFDM 64QAM	Inner_Full	12_6	725.5	145100	21.50	20.94
15	5	CP-OFDM 256QAM	Inner_Full	12_6	725.5	145100	18.50	17.98
15	5	DFT-s-OFDM QPSK	Edge_Full_Right	2_23	725.5	145100	24.00	23.28
15	5	DFT-s-OFDM QPSK	Edge_Full_Left	2_0	725.5	145100	24.00	23.37
15	5	DFT-s-OFDM QPSK	Edge_1RB_Right	1_24	725.5	145100	24.00	23.32
15	5	DFT-s-OFDM QPSK	Edge_1RB_Left	1_0	725.5	145100	24.00	23.39
15	5	DFT-s-OFDM QPSK	Inner_1RB_Right	1_23	725.5	145100	25.00	23.34
15	5	DFT-s-OFDM QPSK	Inner_1RB_Left	1_1	725.5	145100	24.00	23.41
15	5	DFT-s-OFDM QPSK	Outer_Full	25_0	725.5	145100	24.00	23.32
15	10	DFT-s-OFDM QPSK	Inner_Full	25_12	725.5	145100	24.00	23.05
15	15	DFT-s-OFDM QPSK	Inner_Full	36_18	725.5	145100	24.00	23.32

N41 - Power Level A1

5G-n41								
SCS (kHz)	NR BW (MHz)	Modulation	RB allocation		NR Test Freq. (MHz)	NR Test CH.	Tune up	Power Results (dBm)
30	10	DFT-s-OFDM QPSK	Inner_Full	12_6	2685	537000	15.50	14.79
30	10	DFT-s-OFDM QPSK	Inner_Full	12_6	2639	527799	15.50	14.77
30	10	DFT-s-OFDM QPSK	Inner_Full	12_6	2592.99	518598	15.50	14.83
30	10	DFT-s-OFDM QPSK	Inner_Full	12_6	2455.02	509406	15.50	14.80
30	10	DFT-s-OFDM QPSK	Inner_Full	12_6	2501.01	500205	15.50	14.75
30	100	DFT-s-OFDM QPSK	Inner_Full	135_67	2640	528000	15.50	14.71
30	100	DFT-s-OFDM QPSK	Inner_Full	135_67	2592.99	518598	15.50	14.78
30	100	DFT-s-OFDM QPSK	Inner_Full	135_67	2546.01	509202	15.50	14.72
30	10	DFT-s-OFDM PI/2 BPSK1	Inner_Full	12_6	2592.99	518598	15.50	14.78
30	10	DFT-s-OFDM 16QAM	Inner_Full	12_6	2592.99	518598	15.50	14.78
30	10	DFT-s-OFDM 64QAM	Inner_Full	12_6	2592.99	518598	15.50	14.76
30	10	DFT-s-OFDM 256QAM	Inner_Full	12_6	2592.99	518598	15.50	14.77
30	10	CP-OFDM QPSK	Inner_Full	12_6	2592.99	518598	15.50	14.78
30	10	CP-OFDM 16QAM	Inner_Full	12_6	2592.99	518598	15.50	14.78
30	10	CP-OFDM 64QAM	Inner_Full	12_6	2592.99	518598	15.50	14.77
30	10	CP-OFDM 256QAM	Inner_Full	12_6	2592.99	518598	15.50	14.78
30	10	DFT-s-OFDM QPSK	Edge_Full_Right	2_22	2592.99	518598	15.50	14.76
30	10	DFT-s-OFDM QPSK	Edge_Full_Left	2_0	2592.99	518598	15.50	14.78
30	10	DFT-s-OFDM QPSK	Edge_1RB_Right	1_23	2592.99	518598	15.50	14.75
30	10	DFT-s-OFDM QPSK	Edge_1RB_Left	1_0	2592.99	518598	15.50	14.75
30	10	DFT-s-OFDM QPSK	Inner_1RB_Right	1_22	2592.99	518598	15.50	14.78
30	10	DFT-s-OFDM QPSK	Inner_1RB_Left	1_1	2592.99	518598	15.50	14.78
30	10	DFT-s-OFDM QPSK	Outer_Full	24_0	2592.99	518598	15.50	14.79
30	15	DFT-s-OFDM QPSK	Inner_Full	18_9	2592.99	518598	15.50	14.72
30	20	DFT-s-OFDM QPSK	Inner_Full	25_12	2592.99	518598	15.50	14.75
30	30	DFT-s-OFDM QPSK	Inner_Full	36_18	2592.99	518598	15.50	14.73
30	40	DFT-s-OFDM QPSK	Inner_Full	50_25	2592.99	518598	15.50	14.77
30	50	DFT-s-OFDM QPSK	Inner_Full	64_32	2592.99	518598	15.50	14.74
30	60	DFT-s-OFDM QPSK	Inner_Full	81_40	2592.99	518598	15.50	14.68
30	70	DFT-s-OFDM QPSK	Inner_Full	90_45	2592.99	518598	15.50	14.67
30	80	DFT-s-OFDM QPSK	Inner_Full	108_54	2592.99	518598	15.50	14.65
30	90	DFT-s-OFDM QPSK	Inner_Full	120_60	2592.99	518598	15.50	14.67

N41 - Power Level B1

5G-n41								
SCS (kHz)	NR BW (MHz)	Modulation	RB allocation		NR Test Freq. (MHz)	NR Test CH.	Tune up	Power Results (dBm)
30	10	DFT-s-OFDM QPSK	Inner_Full	12_6	2685	537000	24.50	23.73
30	10	DFT-s-OFDM QPSK	Inner_Full	12_6	2639	527799	24.50	23.76
30	10	DFT-s-OFDM QPSK	Inner_Full	12_6	2592.99	518598	24.50	23.79
30	10	DFT-s-OFDM QPSK	Inner_Full	12_6	2455.02	509406	24.50	23.77
30	10	DFT-s-OFDM QPSK	Inner_Full	12_6	2501.01	500205	24.50	23.73
30	100	DFT-s-OFDM QPSK	Inner_Full	135_67	2640	528000	24.50	23.59
30	100	DFT-s-OFDM QPSK	Inner_Full	135_67	2592.99	518598	24.50	23.66
30	100	DFT-s-OFDM QPSK	Inner_Full	135_67	2546.01	509202	24.50	23.67
30	10	DFT-s-OFDM PI/2 BPSK1	Inner_Full	12_6	2592.99	518598	24.50	23.73
30	10	DFT-s-OFDM 16QAM	Inner_Full	12_6	2592.99	518598	23.50	22.89
30	10	DFT-s-OFDM 64QAM	Inner_Full	12_6	2592.99	518598	22.00	21.44
30	10	DFT-s-OFDM 256QAM	Inner_Full	12_6	2592.99	518598	20.00	19.36
30	10	CP-OFDM QPSK	Inner_Full	12_6	2592.99	518598	23.00	22.42
30	10	CP-OFDM 16QAM	Inner_Full	12_6	2592.99	518598	22.50	21.95
30	10	CP-OFDM 64QAM	Inner_Full	12_6	2592.99	518598	21.00	20.38
30	10	CP-OFDM 256QAM	Inner_Full	12_6	2592.99	518598	18.00	17.44
30	10	DFT-s-OFDM QPSK	Edge_Full_Right	2_22	2592.99	518598	23.50	22.84
30	10	DFT-s-OFDM QPSK	Edge_Full_Left	2_0	2592.99	518598	23.50	22.92
30	10	DFT-s-OFDM QPSK	Edge_1RB_Right	1_23	2592.99	518598	23.50	22.82
30	10	DFT-s-OFDM QPSK	Edge_1RB_Left	1_0	2592.99	518598	23.50	22.88
30	10	DFT-s-OFDM QPSK	Inner_1RB_Right	1_22	2592.99	518598	24.50	23.76
30	10	DFT-s-OFDM QPSK	Inner_1RB_Left	1_1	2592.99	518598	24.50	23.73
30	10	DFT-s-OFDM QPSK	Outer_Full	24_0	2592.99	518598	23.50	22.86
30	15	DFT-s-OFDM QPSK	Inner_Full	18_9	2592.99	518598	24.50	23.42
30	20	DFT-s-OFDM QPSK	Inner_Full	25_12	2592.99	518598	24.50	23.33
30	30	DFT-s-OFDM QPSK	Inner_Full	36_18	2592.99	518598	24.50	23.37
30	40	DFT-s-OFDM QPSK	Inner_Full	50_25	2592.99	518598	24.50	23.25
30	50	DFT-s-OFDM QPSK	Inner_Full	64_32	2592.99	518598	24.50	23.44
30	60	DFT-s-OFDM QPSK	Inner_Full	81_40	2592.99	518598	24.50	23.56
30	70	DFT-s-OFDM QPSK	Inner_Full	90_45	2592.99	518598	24.50	23.62
30	80	DFT-s-OFDM QPSK	Inner_Full	108_54	2592.99	518598	24.50	23.51
30	90	DFT-s-OFDM QPSK	Inner_Full	120_60	2592.99	518598	24.50	23.21

N41 - Power Level C1

5G-n41								
SCS (kHz)	NR BW (MHz)	Modulation	RB allocation		NR Test Freq. (MHz)	NR Test CH.	Tune up	Power Results (dBm)
30	10	DFT-s-OFDM QPSK	Inner_Full	12_6	2685	537000	18.50	17.69
30	10	DFT-s-OFDM QPSK	Inner_Full	12_6	2639	527799	18.50	17.66
30	10	DFT-s-OFDM QPSK	Inner_Full	12_6	2592.99	518598	18.50	17.73
30	10	DFT-s-OFDM QPSK	Inner_Full	12_6	2455.02	509406	18.50	17.68
30	10	DFT-s-OFDM QPSK	Inner_Full	12_6	2501.01	500205	18.50	17.62
30	100	DFT-s-OFDM QPSK	Inner_Full	135_67	2640	528000	18.50	17.61
30	100	DFT-s-OFDM QPSK	Inner_Full	135_67	2592.99	518598	18.50	17.67
30	100	DFT-s-OFDM QPSK	Inner_Full	135_67	2546.01	509202	18.50	17.62
30	10	DFT-s-OFDM P/2 BPSK1	Inner_Full	12_6	2592.99	518598	18.50	17.68
30	10	DFT-s-OFDM 16QAM	Inner_Full	12_6	2592.99	518598	18.50	17.69
30	10	DFT-s-OFDM 64QAM	Inner_Full	12_6	2592.99	518598	18.50	17.66
30	10	DFT-s-OFDM 256QAM	Inner_Full	12_6	2592.99	518598	18.50	17.67
30	10	CP-OFDM QPSK	Inner_Full	12_6	2592.99	518598	18.50	17.68
30	10	CP-OFDM 16QAM	Inner_Full	12_6	2592.99	518598	18.50	17.69
30	10	CP-OFDM 64QAM	Inner_Full	12_6	2592.99	518598	18.50	17.67
30	10	CP-OFDM 256QAM	Inner_Full	12_6	2592.99	518598	18.00	17.69
30	10	DFT-s-OFDM QPSK	Edge_Full_Right	2_22	2592.99	518598	18.50	17.66
30	10	DFT-s-OFDM QPSK	Edge_Full_Left	2_0	2592.99	518598	18.50	17.69
30	10	DFT-s-OFDM QPSK	Edge_1RB_Right	1_23	2592.99	518598	18.50	17.65
30	10	DFT-s-OFDM QPSK	Edge_1RB_Left	1_0	2592.99	518598	18.50	17.65
30	10	DFT-s-OFDM QPSK	Inner_1RB_Right	1_22	2592.99	518598	18.50	17.69
30	10	DFT-s-OFDM QPSK	Inner_1RB_Left	1_1	2592.99	518598	18.50	17.69
30	10	DFT-s-OFDM QPSK	Outer_Full	24_0	2592.99	518598	18.50	17.70
30	15	DFT-s-OFDM QPSK	Inner_Full	18_9	2592.99	518598	18.50	17.57
30	20	DFT-s-OFDM QPSK	Inner_Full	25_12	2592.99	518598	18.50	17.62
30	30	DFT-s-OFDM QPSK	Inner_Full	36_18	2592.99	518598	18.50	17.43
30	40	DFT-s-OFDM QPSK	Inner_Full	50_25	2592.99	518598	18.50	17.54
30	50	DFT-s-OFDM QPSK	Inner_Full	64_32	2592.99	518598	18.50	17.62
30	60	DFT-s-OFDM QPSK	Inner_Full	81_40	2592.99	518598	18.50	17.45
30	70	DFT-s-OFDM QPSK	Inner_Full	90_45	2592.99	518598	18.50	17.43
30	80	DFT-s-OFDM QPSK	Inner_Full	108_54	2592.99	518598	18.50	17.35
30	90	DFT-s-OFDM QPSK	Inner_Full	120_60	2592.99	518598	18.50	17.42

N66 - Power Level A1

5G-n66								
SCS (kHz)	NR BW (MHz)	Modulation	RB allocation		NR Test Freq. (MHz)	NR Test CH.	Tune up	Power Results (dBm)
15	5	DFT-s-OFDM QPSK	Inner_Full	12_6	1777.5	355500	17.50	16.33
15	5	DFT-s-OFDM QPSK	Inner_Full	12_6	1745	349000	17.50	16.29
15	5	DFT-s-OFDM QPSK	Inner_Full	12_6	1712.5	342500	17.50	16.31
15	40	DFT-s-OFDM QPSK	Inner_Full	108_54	1760	352000	17.50	16.46
15	40	DFT-s-OFDM QPSK	Inner_Full	108_54	1745	349000	17.50	16.48
15	40	DFT-s-OFDM QPSK	Inner_Full	108_54	1730	346000	17.50	16.47
15	40	DFT-s-OFDM P/2 BPSK1	Inner_Full	108_54	1745	349000	17.50	16.45
15	40	DFT-s-OFDM 16QAM	Inner_Full	108_54	1745	349000	17.50	16.42
15	40	DFT-s-OFDM 64QAM	Inner_Full	108_54	1745	349000	17.50	16.43
15	40	DFT-s-OFDM 256QAM	Inner_Full	108_54	1745	349000	17.50	16.44
15	40	CP-OFDM QPSK	Inner_Full	108_54	1745	349000	17.50	16.42
15	40	CP-OFDM 16QAM	Inner_Full	108_54	1745	349000	17.50	16.37
15	40	CP-OFDM 64QAM	Inner_Full	108_54	1745	349000	17.50	16.45
15	40	CP-OFDM 256QAM	Inner_Full	108_54	1745	349000	17.50	16.42
15	40	DFT-s-OFDM QPSK	Edge_Full_Right	2_214	1745	349000	17.50	16.43
15	40	DFT-s-OFDM QPSK	Edge_Full_Left	2_0	1745	349000	17.50	16.46
15	40	DFT-s-OFDM QPSK	Edge_1RB_Right	1_214	1745	349000	17.50	16.39
15	40	DFT-s-OFDM QPSK	Edge_1RB_Left	1_1	1745	349000	17.50	16.42
15	40	DFT-s-OFDM QPSK	Inner_1RB_Right	1_215	1745	349000	17.50	16.38
15	40	DFT-s-OFDM QPSK	Inner_1RB_Left	1_0	1745	349000	17.50	16.40
15	40	DFT-s-OFDM QPSK	Outer_Full	216_0	1745	349000	17.50	16.45
15	10	DFT-s-OFDM QPSK	Inner_Full	25_12	1745	349000	17.50	16.35
15	15	DFT-s-OFDM QPSK	Inner_Full	36_18	1745	349000	17.50	16.24
15	20	DFT-s-OFDM QPSK	Inner_Full	50_25	1745	349000	17.50	16.21
15	25	DFT-s-OFDM QPSK	Inner_Full	64_32	1745	349000	17.50	16.37
15	30	DFT-s-OFDM QPSK	Inner_Full	80_40	1745	349000	17.50	16.32

N66 - Power Level B1

5G-n66								
SCS (kHz)	NR BW (MHz)	Modulation	RB allocation		NR Test Freq. (MHz)	NR Test CH.	Tune up	Power Results (dBm)
15	5	DFT-s-OFDM QPSK	Inner_Full	12_6	1777.5	355500	24.50	23.38
15	5	DFT-s-OFDM QPSK	Inner_Full	12_6	1745	349000	24.50	23.45
15	5	DFT-s-OFDM QPSK	Inner_Full	12_6	1712.5	342500	24.50	23.42
15	40	DFT-s-OFDM QPSK	Inner_Full	108_54	1760	352000	24.50	23.52
15	40	DFT-s-OFDM QPSK	Inner_Full	108_54	1745	349000	24.50	23.63
15	40	DFT-s-OFDM QPSK	Inner_Full	108_54	1730	346000	24.50	23.58
15	40	DFT-s-OFDM PI/2 BPSK1	Inner_Full	108_54	1745	349000	24.50	23.43
15	40	DFT-s-OFDM 16QAM	Inner_Full	108_54	1745	349000	23.50	22.55
15	40	DFT-s-OFDM 64QAM	Inner_Full	108_54	1745	349000	22.00	21.02
15	40	DFT-s-OFDM 256QAM	Inner_Full	108_54	1745	349000	20.00	19.03
15	40	CP-OFDM QPSK	Inner_Full	108_54	1745	349000	23.00	22.02
15	40	CP-OFDM 16QAM	Inner_Full	108_54	1745	349000	22.50	21.56
15	40	CP-OFDM 64QAM	Inner_Full	108_54	1745	349000	21.00	20.11
15	40	CP-OFDM 256QAM	Inner_Full	108_54	1745	349000	18.00	17.06
15	40	DFT-s-OFDM QPSK	Edge_Full_Right	2_214	1745	349000	23.50	22.61
15	40	DFT-s-OFDM QPSK	Edge_Full_Left	2_0	1745	349000	23.50	22.56
15	40	DFT-s-OFDM QPSK	Edge_1RB_Right	1_214	1745	349000	23.50	23.48
15	40	DFT-s-OFDM QPSK	Edge_1RB_Left	1_1	1745	349000	23.50	23.49
15	40	DFT-s-OFDM QPSK	Inner_1RB_Right	1_215	1745	349000	24.50	22.67
15	40	DFT-s-OFDM QPSK	Inner_1RB_Left	1_0	1745	349000	24.50	22.65
15	40	DFT-s-OFDM QPSK	Outer_Full	216_0	1745	349000	23.50	22.59
15	10	DFT-s-OFDM QPSK	Inner_Full	25_12	1745	349000	24.50	23.33
15	15	DFT-s-OFDM QPSK	Inner_Full	36_18	1745	349000	24.50	23.25
15	20	DFT-s-OFDM QPSK	Inner_Full	50_25	1745	349000	24.50	23.45
15	25	DFT-s-OFDM QPSK	Inner_Full	64_32	1745	349000	24.50	23.51
15	30	DFT-s-OFDM QPSK	Inner_Full	80_40	1745	349000	24.50	23.32

N66 - Power Level C1

5G-n66								
SCS (kHz)	NR BW (MHz)	Modulation	RB allocation		NR Test Freq. (MHz)	NR Test CH.	Tune up	Power Results (dBm)
15	5	DFT-s-OFDM QPSK	Inner_Full	12_6	1777.5	355500	22.50	21.32
15	5	DFT-s-OFDM QPSK	Inner_Full	12_6	1745	349000	22.50	21.29
15	5	DFT-s-OFDM QPSK	Inner_Full	12_6	1712.5	342500	22.50	21.30
15	40	DFT-s-OFDM QPSK	Inner_Full	108_54	1760	352000	22.50	21.42
15	40	DFT-s-OFDM QPSK	Inner_Full	108_54	1745	349000	22.50	21.49
15	40	DFT-s-OFDM QPSK	Inner_Full	108_54	1730	346000	22.50	21.44
15	40	DFT-s-OFDM PI/2 BPSK1	Inner_Full	108_54	1745	349000	22.50	21.43
15	40	DFT-s-OFDM 16QAM	Inner_Full	108_54	1745	349000	22.50	21.41
15	40	DFT-s-OFDM 64QAM	Inner_Full	108_54	1745	349000	22.00	21.11
15	40	DFT-s-OFDM 256QAM	Inner_Full	108_54	1745	349000	20.00	19.09
15	40	CP-OFDM QPSK	Inner_Full	108_54	1745	349000	22.50	21.42
15	40	CP-OFDM 16QAM	Inner_Full	108_54	1745	349000	22.50	21.44
15	40	CP-OFDM 64QAM	Inner_Full	108_54	1745	349000	21.00	20.11
15	40	CP-OFDM 256QAM	Inner_Full	108_54	1745	349000	18.00	17.02
15	40	DFT-s-OFDM QPSK	Edge_Full_Right	2_214	1745	349000	22.50	21.46
15	40	DFT-s-OFDM QPSK	Edge_Full_Left	2_0	1745	349000	22.50	21.44
15	40	DFT-s-OFDM QPSK	Edge_1RB_Right	1_214	1745	349000	22.50	21.38
15	40	DFT-s-OFDM QPSK	Edge_1RB_Left	1_1	1745	349000	22.50	21.43
15	40	DFT-s-OFDM QPSK	Inner_1RB_Right	1_215	1745	349000	22.50	21.44
15	40	DFT-s-OFDM QPSK	Inner_1RB_Left	1_0	1745	349000	22.50	21.38
15	40	DFT-s-OFDM QPSK	Outer_Full	216_0	1745	349000	22.50	21.41
15	10	DFT-s-OFDM QPSK	Inner_Full	25_12	1745	349000	22.50	21.25
15	15	DFT-s-OFDM QPSK	Inner_Full	36_18	1745	349000	22.50	21.35
15	20	DFT-s-OFDM QPSK	Inner_Full	50_25	1745	349000	22.50	21.32
15	25	DFT-s-OFDM QPSK	Inner_Full	64_32	1745	349000	22.50	21.27
15	30	DFT-s-OFDM QPSK	Inner_Full	80_40	1745	349000	22.50	21.32

N77 PC2 Low band (3450-3550MHz) - Power Level A1

5G-N77-L								
SCS (kHz)	NR BW (MHz)	Modulation	RB allocation		NR Test Freq. (MHz)	NR Test CH.	Tune up	Power Results (dBm)
30	10	DFT-s-OFDM QPSK	Inner_Full	12_6	3544.98	636332	13.50	12.60
30	10	DFT-s-OFDM QPSK	Inner_Full	12_6	3500.01	633334	13.50	12.65
30	10	DFT-s-OFDM QPSK	Inner_Full	12_6	3445.01	630334	13.50	12.54
30	100	DFT-s-OFDM QPSK	Inner_Full	135_67	3500.01	633334	13.50	12.40
30	10	DFT-s-OFDM PI/2 BPSK1	Inner_Full	12_6	3500.01	633334	13.50	12.59
30	10	DFT-s-OFDM 16QAM	Inner_Full	12_6	3500.01	633334	13.50	12.58
30	10	DFT-s-OFDM 64QAM	Inner_Full	12_6	3500.01	633334	13.50	12.60
30	10	DFT-s-OFDM 256QAM	Inner_Full	12_6	3500.01	633334	13.50	12.57
30	10	CP-OFDM QPSK	Inner_Full	12_6	3500.01	633334	13.50	12.60
30	10	CP-OFDM 16QAM	Inner_Full	12_6	3500.01	633334	13.50	12.60
30	10	CP-OFDM 64QAM	Inner_Full	12_6	3500.01	633334	13.50	12.59
30	10	CP-OFDM 256QAM	Inner_Full	12_6	3500.01	633334	13.50	12.58
30	10	DFT-s-OFDM QPSK	Edge_1RB_Right	1_23	3500.01	633334	13.50	12.60
30	10	DFT-s-OFDM QPSK	Edge_1RB_Left	1_0	3500.01	633334	13.50	12.59
30	10	DFT-s-OFDM QPSK	Edge_Full_Right	2_22	3500.01	633334	13.50	12.60
30	10	DFT-s-OFDM QPSK	Edge_Full_Left	2_0	3500.01	633334	13.50	12.57
30	10	DFT-s-OFDM QPSK	Inner_1RB_Right	1_22	3500.01	633334	13.50	12.60
30	10	DFT-s-OFDM QPSK	Inner_1RB_Left	1_1	3500.01	633334	13.50	12.60
30	10	DFT-s-OFDM QPSK	Outer_Full	24_0	3500.01	633334	13.50	12.58
30	15	DFT-s-OFDM QPSK	Inner_Full	18_9	3500.01	633334	13.50	12.38
30	20	DFT-s-OFDM QPSK	Inner_Full	25_12	3500.01	633334	13.50	12.45
30	30	DFT-s-OFDM QPSK	Inner_Full	36_18	3500.01	633334	13.50	12.32
30	40	DFT-s-OFDM QPSK	Inner_Full	50_25	3500.01	633334	13.50	12.45
30	50	DFT-s-OFDM QPSK	Inner_Full	64_32	3500.01	633334	13.50	12.47
30	60	DFT-s-OFDM QPSK	Inner_Full	81_40	3500.01	633334	13.50	12.32
30	70	DFT-s-OFDM QPSK	Inner_Full	90_45	3500.01	633334	13.50	12.36
30	80	DFT-s-OFDM QPSK	Inner_Full	108_54	3500.01	633334	13.50	12.47
30	90	DFT-s-OFDM QPSK	Inner_Full	120_60	3500.01	633334	13.50	12.45

N77 PC2 Low band (3450-3550MHz) - Power Level B1

5G-N77-L								
SCS (kHz)	NR BW (MHz)	Modulation	RB allocation		NR Test Freq. (MHz)	NR Test CH.	Tune up	Power Results (dBm)
30	10	DFT-s-OFDM QPSK	Inner_Full	12_6	3544.98	636332	26.50	25.29
30	10	DFT-s-OFDM QPSK	Inner_Full	12_6	3500.01	633334	26.50	25.38
30	10	DFT-s-OFDM QPSK	Inner_Full	12_6	3455.01	630334	26.50	25.26
30	100	DFT-s-OFDM QPSK	Inner_Full	135_67	3500.01	633334	26.50	25.26
30	10	DFT-s-OFDM PI/2 BPSK1	Inner_Full	12_6	3500.01	633334	26.50	25.29
30	10	DFT-s-OFDM 16QAM	Inner_Full	12_6	3500.01	633334	25.50	23.92
30	10	DFT-s-OFDM 64QAM	Inner_Full	12_6	3500.01	633334	24.00	22.71
30	10	DFT-s-OFDM 256QAM	Inner_Full	12_6	3500.01	633334	22.00	21.35
30	10	CP-OFDM QPSK	Inner_Full	12_6	3500.01	633334	25.00	23.44
30	10	CP-OFDM 16QAM	Inner_Full	12_6	3500.01	633334	24.50	23.08
30	10	CP-OFDM 64QAM	Inner_Full	12_6	3500.01	633334	23.00	22.73
30	10	CP-OFDM 256QAM	Inner_Full	12_6	3500.01	633334	20.00	19.69
30	10	DFT-s-OFDM QPSK	Edge_1RB_Right	1_23	3500.01	633334	23.00	22.79
30	10	DFT-s-OFDM QPSK	Edge_1RB_Left	1_0	3500.01	633334	23.00	22.74
30	10	DFT-s-OFDM QPSK	Edge_Full_Right	2_22	3500.01	633334	23.00	22.69
30	10	DFT-s-OFDM QPSK	Edge_Full_Left	2_0	3500.01	633334	23.00	22.70
30	10	DFT-s-OFDM QPSK	Inner_1RB_Right	1_22	3500.01	633334	26.50	25.23
30	10	DFT-s-OFDM QPSK	Inner_1RB_Left	1_1	3500.01	633334	26.50	25.19
30	10	DFT-s-OFDM QPSK	Outer_Full	24_0	3500.01	633334	25.50	24.12
30	15	DFT-s-OFDM QPSK	Inner_Full	18_9	3500.01	633334	26.50	25.25
30	20	DFT-s-OFDM QPSK	Inner_Full	25_12	3500.01	633334	26.50	25.11
30	30	DFT-s-OFDM QPSK	Inner_Full	36_18	3500.01	633334	26.50	25.32
30	40	DFT-s-OFDM QPSK	Inner_Full	50_25	3500.01	633334	26.50	25.24
30	50	DFT-s-OFDM QPSK	Inner_Full	64_32	3500.01	633334	26.50	25.15
30	60	DFT-s-OFDM QPSK	Inner_Full	81_40	3500.01	633334	26.50	25.07
30	70	DFT-s-OFDM QPSK	Inner_Full	90_45	3500.01	633334	26.50	25.11
30	80	DFT-s-OFDM QPSK	Inner_Full	108_54	3500.01	633334	26.50	25.30
30	90	DFT-s-OFDM QPSK	Inner_Full	120_60	3500.01	633334	26.50	25.14

N77 PC2 Low band (3450-3550MHz) - Power Level C1

5G-N77-L								
SCS (kHz)	NR BW (MHz)	Modulation	RB allocation		NR Test Freq. (MHz)	NR Test CH.	Tune up	Power Results (dBm)
30	10	DFT-s-OFDM QPSK	Inner_Full	12_6	3544.98	636332	18.50	17.55
30	10	DFT-s-OFDM QPSK	Inner_Full	12_6	3500.01	633334	18.50	17.58
30	10	DFT-s-OFDM QPSK	Inner_Full	12_6	3445.01	630334	18.50	17.52
30	100	DFT-s-OFDM QPSK	Inner_Full	135_67	3500.01	633334	18.50	17.35
30	10	DFT-s-OFDM PI/2 BPSK1	Inner_Full	12_6	3500.01	633334	18.50	17.51
30	10	DFT-s-OFDM 16QAM	Inner_Full	12_6	3500.01	633334	18.50	17.51
30	10	DFT-s-OFDM 64QAM	Inner_Full	12_6	3500.01	633334	18.50	17.54
30	10	DFT-s-OFDM 256QAM	Inner_Full	12_6	3500.01	633334	18.50	17.55
30	10	CP-OFDM QPSK	Inner_Full	12_6	3500.01	633334	18.50	17.55
30	10	CP-OFDM 16QAM	Inner_Full	12_6	3500.01	633334	18.50	17.52
30	10	CP-OFDM 64QAM	Inner_Full	12_6	3500.01	633334	18.50	17.55
30	10	CP-OFDM 256QAM	Inner_Full	12_6	3500.01	633334	18.50	17.53
30	10	DFT-s-OFDM QPSK	Edge_1RB_Right	1_23	3500.01	633334	18.50	17.56
30	10	DFT-s-OFDM QPSK	Edge_1RB_Left	1_0	3500.01	633334	18.50	17.55
30	10	DFT-s-OFDM QPSK	Edge_Full_Right	2_22	3500.01	633334	18.50	17.51
30	10	DFT-s-OFDM QPSK	Edge_Full_Left	2_0	3500.01	633334	18.50	17.55
30	10	DFT-s-OFDM QPSK	Inner_1RB_Right	1_22	3500.01	633334	18.50	17.47
30	10	DFT-s-OFDM QPSK	Inner_1RB_Left	1_1	3500.01	633334	18.50	17.52
30	10	DFT-s-OFDM QPSK	Outer_Full	24_0	3500.01	633334	18.50	17.52
30	15	DFT-s-OFDM QPSK	Inner_Full	18_9	3500.01	633334	18.50	17.52
30	20	DFT-s-OFDM QPSK	Inner_Full	25_12	3500.01	633334	18.50	17.54
30	30	DFT-s-OFDM QPSK	Inner_Full	36_18	3500.01	633334	18.50	17.42
30	40	DFT-s-OFDM QPSK	Inner_Full	50_25	3500.01	633334	18.50	17.46
30	50	DFT-s-OFDM QPSK	Inner_Full	64_32	3500.01	633334	18.50	17.45
30	60	DFT-s-OFDM QPSK	Inner_Full	81_40	3500.01	633334	18.50	17.48
30	70	DFT-s-OFDM QPSK	Inner_Full	90_45	3500.01	633334	18.50	17.41
30	80	DFT-s-OFDM QPSK	Inner_Full	108_54	3500.01	633334	18.50	17.42
30	90	DFT-s-OFDM QPSK	Inner_Full	120_60	3500.01	633334	18.50	17.39

N77 PC2 High band (3700-3980MHz) - Power Level A1

5G-N77H								
SCS (kHz)	NR BW (MHz)	Modulation	RB allocation		NR Test Freq. (MHz)	NR Test CH.	Tune up	Power Results (dBm)
30	10	DFT-s-OFDM QPSK	Inner_Full	12_6	3975.000	665000	13.50	12.57
30	10	DFT-s-OFDM QPSK	Inner_Full	12_6	3921.000	661400	13.50	12.92
30	10	DFT-s-OFDM QPSK	Inner_Full	12_6	3867.000	657800	13.50	12.93
30	10	DFT-s-OFDM QPSK	Inner_Full	12_6	3813.000	654200	13.50	12.78
30	10	DFT-s-OFDM QPSK	Inner_Full	12_6	3759.000	650600	13.50	12.58
30	10	DFT-s-OFDM QPSK	Inner_Full	12_6	3705.000	647000	13.50	12.99
30	100	DFT-s-OFDM QPSK	Inner_Full	135_67	3930.000	662000	13.50	12.72
30	100	DFT-s-OFDM QPSK	Inner_Full	135_67	3750.000	650000	13.50	12.89
30	10	DFT-s-OFDM PI/2 BPSK1	Inner_Full	12_6	3705.000	647000	13.50	12.96
30	10	DFT-s-OFDM 16QAM	Inner_Full	12_6	3705.000	647000	13.50	12.92
30	10	DFT-s-OFDM 64QAM	Inner_Full	12_6	3705.000	647000	13.50	12.93
30	10	DFT-s-OFDM 256QAM	Inner_Full	12_6	3705.000	647000	13.50	12.97
30	10	CP-OFDM QPSK	Inner_Full	12_6	3705.000	647000	13.50	12.94
30	10	CP-OFDM 16QAM	Inner_Full	12_6	3705.000	647000	13.50	12.93
30	10	CP-OFDM 64QAM	Inner_Full	12_6	3705.000	647000	13.50	12.97
30	10	CP-OFDM 256QAM	Inner_Full	12_6	3705.000	647000	13.50	12.94
30	10	DFT-s-OFDM QPSK	Edge_1RB_Right	1_23	3705.000	647000	13.50	12.95
30	10	DFT-s-OFDM QPSK	Edge_1RB_Left	1_0	3705.000	647000	13.50	12.91
30	10	DFT-s-OFDM QPSK	Edge_Full_Right	2_22	3705.000	647000	13.50	12.95
30	10	DFT-s-OFDM QPSK	Edge_Full_Left	2_0	3705.000	647000	13.50	12.89
30	10	DFT-s-OFDM QPSK	Inner_1RB_Right	1_22	3705.000	647000	13.50	12.92
30	10	DFT-s-OFDM QPSK	Inner_1RB_Left	1_1	3705.000	647000	13.50	12.91
30	10	DFT-s-OFDM QPSK	Outer_Full	24_0	3705.000	647000	13.50	12.96
30	15	DFT-s-OFDM QPSK	Inner_Full	18_9	3707.52	647168	13.50	12.85
30	20	DFT-s-OFDM QPSK	Inner_Full	25_12	3710.01	647334	13.50	12.89
30	30	DFT-s-OFDM QPSK	Inner_Full	36_18	3715.02	647668	13.50	12.82
30	40	DFT-s-OFDM QPSK	Inner_Full	50_25	3720	648000	13.50	12.95
30	50	DFT-s-OFDM QPSK	Inner_Full	64_32	3725.01	648334	13.50	12.93
30	60	DFT-s-OFDM QPSK	Inner_Full	81_40	3730.02	648668	13.50	12.87
30	70	DFT-s-OFDM QPSK	Inner_Full	90_45	3735	649000	13.50	12.79
30	80	DFT-s-OFDM QPSK	Inner_Full	108_54	3740.01	649334	13.50	12.85
30	90	DFT-s-OFDM QPSK	Inner_Full	120_60	3745.02	649668	13.50	12.81

N77 PC2 High band (3700-3980MHz) - Power Level B1

5G-N77H								
SCS (kHz)	NR BW (MHz)	Modulation	RB allocation		NR Test Freq. (MHz)	NR Test CH.	Tune up	Power Results (dBm)
30	10	DFT-s-OFDM QPSK	Inner_Full	12_6	3975.000	665000	26.50	24.71
30	10	DFT-s-OFDM QPSK	Inner_Full	12_6	3921.000	661400	26.50	24.57
30	10	DFT-s-OFDM QPSK	Inner_Full	12_6	3867.000	657800	26.50	25.68
30	10	DFT-s-OFDM QPSK	Inner_Full	12_6	3813.000	654200	26.50	25.47
30	10	DFT-s-OFDM QPSK	Inner_Full	12_6	3759.000	650600	26.50	25.33
30	10	DFT-s-OFDM QPSK	Inner_Full	12_6	3705.000	647000	26.50	25.72
30	100	DFT-s-OFDM QPSK	Inner_Full	135_67	3930.000	662000	26.50	25.36
30	100	DFT-s-OFDM QPSK	Inner_Full	135_67	3750.000	650000	26.50	25.44
30	10	DFT-s-OFDM PI/2 BPSK1	Inner_Full	12_6	3705.000	647000	26.50	25.09
30	10	DFT-s-OFDM 16QAM	Inner_Full	12_6	3705.000	647000	25.50	23.67
30	10	DFT-s-OFDM 64QAM	Inner_Full	12_6	3705.000	647000	24.00	23.76
30	10	DFT-s-OFDM 256QAM	Inner_Full	12_6	3705.000	647000	22.00	21.68
30	10	CP-OFDM QPSK	Inner_Full	12_6	3705.000	647000	25.00	24.03
30	10	CP-OFDM 16QAM	Inner_Full	12_6	3705.000	647000	24.50	22.71
30	10	CP-OFDM 64QAM	Inner_Full	12_6	3705.000	647000	23.00	22.72
30	10	CP-OFDM 256QAM	Inner_Full	12_6	3705.000	647000	20.00	19.79
30	10	DFT-s-OFDM QPSK	Edge_1RB_Right	1_23	3705.000	647000	23.00	22.68
30	10	DFT-s-OFDM QPSK	Edge_1RB_Left	1_0	3705.000	647000	23.00	22.75
30	10	DFT-s-OFDM QPSK	Edge_Full_Right	2_22	3705.000	647000	23.00	22.73
30	10	DFT-s-OFDM QPSK	Edge_Full_Left	2_0	3705.000	647000	23.00	22.76
30	10	DFT-s-OFDM QPSK	Inner_1RB_Right	1_22	3705.000	647000	26.50	25.66
30	10	DFT-s-OFDM QPSK	Inner_1RB_Left	1_1	3705.000	647000	26.50	25.12
30	10	DFT-s-OFDM QPSK	Outer_Full	24_0	3705.000	647000	25.50	23.71
30	15	DFT-s-OFDM QPSK	Inner_Full	18_9	3707.52	647168	26.50	25.32
30	20	DFT-s-OFDM QPSK	Inner_Full	25_12	3710.01	647334	26.50	25.18
30	30	DFT-s-OFDM QPSK	Inner_Full	36_18	3715.02	647668	26.50	25.47
30	40	DFT-s-OFDM QPSK	Inner_Full	50_25	3720	648000	26.50	25.35
30	50	DFT-s-OFDM QPSK	Inner_Full	64_32	3725.01	648334	26.50	25.42
30	60	DFT-s-OFDM QPSK	Inner_Full	81_40	3730.02	648668	26.50	25.32
30	70	DFT-s-OFDM QPSK	Inner_Full	90_45	3735	649000	26.50	25.24
30	80	DFT-s-OFDM QPSK	Inner_Full	108_54	3740.01	649334	26.50	25.17
30	90	DFT-s-OFDM QPSK	Inner_Full	120_60	3745.02	649668	26.50	25.55

N77 PC2 High band (3700-3980MHz) - Power Level C1

5G-N77H							
SCS (kHz)	NR BW (MHz)	Modulation	RB allocation		NR Test Freq. (MHz)	NR Test CH.	Power Results (dBm)
30	10	DFT-s-OFDM QPSK	Inner_Full	12_6	3975.000	665000	17.62
30	10	DFT-s-OFDM QPSK	Inner_Full	12_6	3921.000	661400	17.89
30	10	DFT-s-OFDM QPSK	Inner_Full	12_6	3867.000	657800	17.93
30	10	DFT-s-OFDM QPSK	Inner_Full	12_6	3813.000	654200	17.81
30	10	DFT-s-OFDM QPSK	Inner_Full	12_6	3759.000	650600	17.55
30	10	DFT-s-OFDM QPSK	Inner_Full	12_6	3705.000	647000	17.95
30	100	DFT-s-OFDM QPSK	Inner_Full	135_67	3930.000	662000	17.53
30	100	DFT-s-OFDM QPSK	Inner_Full	135_67	3750.000	650000	17.45
30	10	DFT-s-OFDM PI/2 BPSK1	Inner_Full	12_6	3705.000	647000	17.88
30	10	DFT-s-OFDM 16QAM	Inner_Full	12_6	3705.000	647000	17.89
30	10	DFT-s-OFDM 64QAM	Inner_Full	12_6	3705.000	647000	17.90
30	10	DFT-s-OFDM 256QAM	Inner_Full	12_6	3705.000	647000	17.91
30	10	CP-OFDM QPSK	Inner_Full	12_6	3705.000	647000	17.89
30	10	CP-OFDM 16QAM	Inner_Full	12_6	3705.000	647000	17.82
30	10	CP-OFDM 64QAM	Inner_Full	12_6	3705.000	647000	17.86
30	10	CP-OFDM 256QAM	Inner_Full	12_6	3705.000	647000	17.91
30	10	DFT-s-OFDM QPSK	Edge_1RB_Right	1_23	3705.000	647000	17.92
30	10	DFT-s-OFDM QPSK	Edge_1RB_Left	1_0	3705.000	647000	17.91
30	10	DFT-s-OFDM QPSK	Edge_Full_Right	2_22	3705.000	647000	17.86
30	10	DFT-s-OFDM QPSK	Edge_Full_Left	2_0	3705.000	647000	17.78
30	10	DFT-s-OFDM QPSK	Inner_1RB_Right	1_22	3705.000	647000	17.92
30	10	DFT-s-OFDM QPSK	Inner_1RB_Left	1_1	3705.000	647000	17.90
30	10	DFT-s-OFDM QPSK	Outer_Full	24_0	3705.000	647000	17.89
30	15	DFT-s-OFDM QPSK	Inner_Full	18_9	3707.52	647168	17.75
30	20	DFT-s-OFDM QPSK	Inner_Full	25_12	3710.01	647334	17.78
30	30	DFT-s-OFDM QPSK	Inner_Full	36_18	3715.02	647668	17.81
30	40	DFT-s-OFDM QPSK	Inner_Full	50_25	3720	648000	17.83
30	50	DFT-s-OFDM QPSK	Inner_Full	64_32	3725.01	648334	17.65
30	60	DFT-s-OFDM QPSK	Inner_Full	81_40	3730.02	648668	17.75
30	70	DFT-s-OFDM QPSK	Inner_Full	90_45	3735	649000	17.85
30	80	DFT-s-OFDM QPSK	Inner_Full	108_54	3740.01	649334	17.82
30	90	DFT-s-OFDM QPSK	Inner_Full	120_60	3745.02	649668	17.77

N77 PC3 Low band (3450-3550MHz) - Power Level A1

5G-N77-L								
SCS (kHz)	NR BW (MHz)	Modulation	RB allocation		NR Test Freq. (MHz)	NR Test CH.	Tune up	Power Results (dBm)
30	10	DFT-s-OFDM QPSK	Inner_Full	12_6	3544.98	636332	12.00	11.04
30	10	DFT-s-OFDM QPSK	Inner_Full	12_6	3500.01	633334	12.00	11.19
30	10	DFT-s-OFDM QPSK	Inner_Full	12_6	3445.01	630334	12.00	10.93
30	100	DFT-s-OFDM QPSK	Inner_Full	135_67	3500.01	633334	12.00	10.97
30	10	DFT-s-OFDM PI/2 BPSK1	Inner_Full	12_6	3500.01	633334	12.00	11.10
30	10	DFT-s-OFDM 16QAM	Inner_Full	12_6	3500.01	633334	12.00	11.12
30	10	DFT-s-OFDM 64QAM	Inner_Full	12_6	3500.01	633334	12.00	11.18
30	10	DFT-s-OFDM 256QAM	Inner_Full	12_6	3500.01	633334	12.00	11.09
30	10	CP-OFDM QPSK	Inner_Full	12_6	3500.01	633334	12.00	10.98
30	10	CP-OFDM 16QAM	Inner_Full	12_6	3500.01	633334	12.00	11.08
30	10	CP-OFDM 64QAM	Inner_Full	12_6	3500.01	633334	12.00	11.11
30	10	CP-OFDM 256QAM	Inner_Full	12_6	3500.01	633334	12.00	11.09
30	10	DFT-s-OFDM QPSK	Edge_1RB_Right	1_23	3500.01	633334	12.00	10.98
30	10	DFT-s-OFDM QPSK	Edge_1RB_Left	1_0	3500.01	633334	12.00	11.04
30		DFT-s-OFDM QPSK	Edge_Full_Right	2_22	3500.01	633334	12.00	11.10
30	10	DFT-s-OFDM QPSK	Edge_Full_Left	2_0	3500.01	633334	12.00	11.11
30	10	DFT-s-OFDM QPSK	Inner_1RB_Right	1_22	3500.01	633334	12.00	10.98
30	10	DFT-s-OFDM QPSK	Inner_1RB_Left	1_1	3500.01	633334	12.00	10.98
30	10	DFT-s-OFDM QPSK	Outer_Full	24_0	3500.01	633334	12.00	11.10
30	15	DFT-s-OFDM QPSK	Inner_Full	18_9	3500.01	633334	12.00	10.78
30	20	DFT-s-OFDM QPSK	Inner_Full	25_12	3500.01	633334	12.00	10.96
30	30	DFT-s-OFDM QPSK	Inner_Full	36_18	3500.01	633334	12.00	10.67
30	40	DFT-s-OFDM QPSK	Inner_Full	50_25	3500.01	633334	12.00	10.89
30	50	DFT-s-OFDM QPSK	Inner_Full	64_32	3500.01	633334	12.00	11.04
30	60	DFT-s-OFDM QPSK	Inner_Full	81_40	3500.01	633334	12.00	10.78
30	70	DFT-s-OFDM QPSK	Inner_Full	90_45	3500.01	633334	12.00	10.78
30	80	DFT-s-OFDM QPSK	Inner_Full	108_54	3500.01	633334	12.00	10.95
30	90	DFT-s-OFDM QPSK	Inner_Full	120_60	3500.01	633334	12.00	10.93

N77 PC3 Low band (3450-3550MHz) - Power Level B1

5G-N77-L								
SCS (kHz)	NR BW (MHz)	Modulation	RB allocation		NR Test Freq. (MHz)	NR Test CH.	Tune up	Power Results (dBm)
30	10	DFT-s-OFDM QPSK	Inner_Full	12_6	3544.98	636332	25.00	24.11
30	10	DFT-s-OFDM QPSK	Inner_Full	12_6	3500.01	633334	25.00	24.18
30	10	DFT-s-OFDM QPSK	Inner_Full	12_6	3445.01	630334	25.00	24.09
30	100	DFT-s-OFDM QPSK	Inner_Full	135_67	3500.01	633334	25.00	23.85
30	10	DFT-s-OFDM PI/2 BPSK1	Inner_Full	12_6	3500.01	633334	25.00	24.11
30	10	DFT-s-OFDM 16QAM	Inner_Full	12_6	3500.01	633334	24.00	23.86
30	10	DFT-s-OFDM 64QAM	Inner_Full	12_6	3500.01	633334	22.50	22.46
30	10	DFT-s-OFDM 256QAM	Inner_Full	12_6	3500.01	633334	20.50	20.29
30	10	CP-OFDM QPSK	Inner_Full	12_6	3500.01	633334	23.50	23.38
30	10	CP-OFDM 16QAM	Inner_Full	12_6	3500.01	633334	23.00	22.98
30	10	CP-OFDM 64QAM	Inner_Full	12_6	3500.01	633334	21.50	21.47
30	10	CP-OFDM 256QAM	Inner_Full	12_6	3500.01	633334	18.50	18.49
30	10	DFT-s-OFDM QPSK	Edge_1RB_Right	1_23	3500.01	633334	24.00	22.76
30	10	DFT-s-OFDM QPSK	Edge_1RB_Left	1_0	3500.01	633334	24.00	22.74
30	10	DFT-s-OFDM QPSK	Edge_Full_Right	2_22	3500.01	633334	24.00	22.73
30	10	DFT-s-OFDM QPSK	Edge_Full_Left	2_0	3500.01	633334	24.00	22.63
30	10	DFT-s-OFDM QPSK	Inner_1RB_Right	1_22	3500.01	633334	25.00	24.06
30	10	DFT-s-OFDM QPSK	Inner_1RB_Left	1_1	3500.01	633334	25.00	24.08
30	10	DFT-s-OFDM QPSK	Outer_Full	24_0	3500.01	633334	24.00	23.89
30	15	DFT-s-OFDM QPSK	Inner_Full	18_9	3500.01	633334	25.00	23.85
30	20	DFT-s-OFDM QPSK	Inner_Full	25_12	3500.01	633334	25.00	23.89
30	30	DFT-s-OFDM QPSK	Inner_Full	36_18	3500.01	633334	25.00	23.81
30	40	DFT-s-OFDM QPSK	Inner_Full	50_25	3500.01	633334	25.00	23.91
30	50	DFT-s-OFDM QPSK	Inner_Full	64_32	3500.01	633334	25.00	23.95
30	60	DFT-s-OFDM QPSK	Inner_Full	81_40	3500.01	633334	25.00	23.82
30	70	DFT-s-OFDM QPSK	Inner_Full	90_45	3500.01	633334	25.00	23.78
30	80	DFT-s-OFDM QPSK	Inner_Full	108_54	3500.01	633334	25.00	23.86
30	90	DFT-s-OFDM QPSK	Inner_Full	120_60	3500.01	633334	25.00	23.88

N77 PC3 Low band (3450-3550MHz) - Power Level C1

5G-N77-L								
SCS (kHz)	NR BW (MHz)	Modulation	RB allocation		NR Test Freq. (MHz)	NR Test CH.	Tune up	Power Results (dBm)
30	10	DFT-s-OFDM QPSK	Inner_Full	12_6	3544.98	636332	17.00	16.11
30	10	DFT-s-OFDM QPSK	Inner_Full	12_6	3500.01	633334	17.00	16.15
30	10	DFT-s-OFDM QPSK	Inner_Full	12_6	3445.01	630334	17.00	15.88
30	100	DFT-s-OFDM QPSK	Inner_Full	135_67	3500.01	633334	17.00	15.73
30	10	DFT-s-OFDM PI/2 BPSK1	Inner_Full	12_6	3500.01	633334	17.00	15.98
30	10	DFT-s-OFDM 16QAM	Inner_Full	12_6	3500.01	633334	17.00	16.11
30	10	DFT-s-OFDM 64QAM	Inner_Full	12_6	3500.01	633334	17.00	16.12
30	10	DFT-s-OFDM 256QAM	Inner_Full	12_6	3500.01	633334	17.00	16.00
30	10	CP-OFDM QPSK	Inner_Full	12_6	3500.01	633334	17.00	16.01
30	10	CP-OFDM 16QAM	Inner_Full	12_6	3500.01	633334	17.00	15.88
30	10	CP-OFDM 64QAM	Inner_Full	12_6	3500.01	633334	17.00	15.94
30	10	CP-OFDM 256QAM	Inner_Full	12_6	3500.01	633334	17.00	16.06
30	10	DFT-s-OFDM QPSK	Edge_1RB_Right	1_23	3500.01	633334	17.00	16.12
30	10	DFT-s-OFDM QPSK	Edge_1RB_Left	1_0	3500.01	633334	17.00	16.12
30	10	DFT-s-OFDM QPSK	Edge_Full_Right	2_22	3500.01	633334	17.00	16.07
30	10	DFT-s-OFDM QPSK	Edge_Full_Left	2_0	3500.01	633334	17.00	15.90
30	10	DFT-s-OFDM QPSK	Inner_1RB_Right	1_22	3500.01	633334	17.00	15.95
30	10	DFT-s-OFDM QPSK	Inner_1RB_Left	1_1	3500.01	633334	17.00	15.98
30	10	DFT-s-OFDM QPSK	Outer_Full	24_0	3500.01	633334	17.00	16.05
30	15	DFT-s-OFDM QPSK	Inner_Full	18_9	3500.01	633334	17.00	16.06
30	20	DFT-s-OFDM QPSK	Inner_Full	25_12	3500.01	633334	17.00	15.98
30	30	DFT-s-OFDM QPSK	Inner_Full	36_18	3500.01	633334	17.00	15.77
30	40	DFT-s-OFDM QPSK	Inner_Full	50_25	3500.01	633334	17.00	15.85
30	50	DFT-s-OFDM QPSK	Inner_Full	64_32	3500.01	633334	17.00	15.88
30	60	DFT-s-OFDM QPSK	Inner_Full	81_40	3500.01	633334	17.00	15.95
30	70	DFT-s-OFDM QPSK	Inner_Full	90_45	3500.01	633334	17.00	15.88
30	80	DFT-s-OFDM QPSK	Inner_Full	108_54	3500.01	633334	17.00	15.93
30	90	DFT-s-OFDM QPSK	Inner_Full	120_60	3500.01	633334	17.00	15.97

N77 PC3 High band (3700-3980MHz) - Power Level A1

5G-N77H								
SCS (kHz)	NR BW (MHz)	Modulation	RB allocation		NR Test Freq. (MHz)	NR Test CH.	Tune up	Power Results (dBm)
30	10	DFT-s-OFDM QPSK	Inner_Full	12_6	3975.000	665000	12.00	11.02
30	10	DFT-s-OFDM QPSK	Inner_Full	12_6	3921.000	661400	12.00	11.20
30	10	DFT-s-OFDM QPSK	Inner_Full	12_6	3867.000	657800	12.00	11.32
30	10	DFT-s-OFDM QPSK	Inner_Full	12_6	3813.000	654200	12.00	11.31
30	10	DFT-s-OFDM QPSK	Inner_Full	12_6	3759.000	650600	12.00	11.17
30	10	DFT-s-OFDM QPSK	Inner_Full	12_6	3705.000	647000	12.00	11.36
30	100	DFT-s-OFDM QPSK	Inner_Full	135_67	3930.000	662000	12.00	11.17
30	100	DFT-s-OFDM QPSK	Inner_Full	135_67	3750.000	650000	12.00	11.33
30	10	DFT-s-OFDM PI/2 BPSK1	Inner_Full	12_6	3705.000	647000	12.00	11.33
30	10	DFT-s-OFDM 16QAM	Inner_Full	12_6	3705.000	647000	12.00	11.15
30	10	DFT-s-OFDM 64QAM	Inner_Full	12_6	3705.000	647000	12.00	11.21
30	10	DFT-s-OFDM 256QAM	Inner_Full	12_6	3705.000	647000	12.00	11.21
30	10	CP-OFDM QPSK	Inner_Full	12_6	3705.000	647000	12.00	11.30
30	10	CP-OFDM 16QAM	Inner_Full	12_6	3705.000	647000	12.00	11.30
30	10	CP-OFDM 64QAM	Inner_Full	12_6	3705.000	647000	12.00	11.28
30	10	CP-OFDM 256QAM	Inner_Full	12_6	3705.000	647000	12.00	11.27
30	10	DFT-s-OFDM QPSK	Edge_1RB_Right	1_23	3705.000	647000	12.00	11.10
30	10	DFT-s-OFDM QPSK	Edge_1RB_Left	1_0	3705.000	647000	12.00	11.26
30	10	DFT-s-OFDM QPSK	Edge_Full_Right	2_22	3705.000	647000	12.00	11.35
30	10	DFT-s-OFDM QPSK	Edge_Full_Left	2_0	3705.000	647000	12.00	11.07
30	10	DFT-s-OFDM QPSK	Inner_1RB_Right	1_22	3705.000	647000	12.00	11.27
30	10	DFT-s-OFDM QPSK	Inner_1RB_Left	1_1	3705.000	647000	12.00	11.30
30	10	DFT-s-OFDM QPSK	Outer_Full	24_0	3705.000	647000	12.00	11.19
30	15	DFT-s-OFDM QPSK	Inner_Full	18_9	3707.52	647168	12.00	11.02
30	20	DFT-s-OFDM QPSK	Inner_Full	25_12	3710.01	647334	12.00	11.16
30	30	DFT-s-OFDM QPSK	Inner_Full	36_18	3715.02	647668	12.00	11.05
30	40	DFT-s-OFDM QPSK	Inner_Full	50_25	3720	648000	12.00	11.22
30	50	DFT-s-OFDM QPSK	Inner_Full	64_32	3725.01	648334	12.00	11.32
30	60	DFT-s-OFDM QPSK	Inner_Full	81_40	3730.02	648668	12.00	11.06
30	70	DFT-s-OFDM QPSK	Inner_Full	90_45	3735	649000	12.00	11.10
30	80	DFT-s-OFDM QPSK	Inner_Full	108_54	3740.01	649334	12.00	11.25
30	90	DFT-s-OFDM QPSK	Inner_Full	120_60	3745.02	649668	12.00	11.02

N77 PC3 High band (3700-3980MHz) - Power Level B1

5G-N77H								
SCS (kHz)	NR BW (MHz)	Modulation	RB allocation		NR Test Freq. (MHz)	NR Test CH.	Tune up	Power Results (dBm)
30	10	DFT-s-OFDM QPSK	Inner_Full	12_6	3975.000	665000	25.00	23.71
30	10	DFT-s-OFDM QPSK	Inner_Full	12_6	3921.000	661400	25.00	24.25
30	10	DFT-s-OFDM QPSK	Inner_Full	12_6	3867.000	657800	25.00	24.22
30	10	DFT-s-OFDM QPSK	Inner_Full	12_6	3813.000	654200	25.00	24.13
30	10	DFT-s-OFDM QPSK	Inner_Full	12_6	3759.000	650600	25.00	23.69
30	10	DFT-s-OFDM QPSK	Inner_Full	12_6	3705.000	647000	25.00	24.28
30	100	DFT-s-OFDM QPSK	Inner_Full	135_67	3930.000	662000	25.00	23.86
30	100	DFT-s-OFDM QPSK	Inner_Full	135_67	3750.000	650000	25.00	23.99
30	10	DFT-s-OFDM PI/2 BPSK1	Inner_Full	12_6	3705.000	647000	25.00	24.23
30	10	DFT-s-OFDM 16QAM	Inner_Full	12_6	3705.000	647000	24.00	23.89
30	10	DFT-s-OFDM 64QAM	Inner_Full	12_6	3705.000	647000	22.50	22.42
30	10	DFT-s-OFDM 256QAM	Inner_Full	12_6	3705.000	647000	20.50	20.45
30	10	CP-OFDM QPSK	Inner_Full	12_6	3705.000	647000	23.50	23.42
30	10	CP-OFDM 16QAM	Inner_Full	12_6	3705.000	647000	23.00	22.98
30	10	CP-OFDM 64QAM	Inner_Full	12_6	3705.000	647000	21.50	21.45
30	10	CP-OFDM 256QAM	Inner_Full	12_6	3705.000	647000	18.50	18.44
30	10	DFT-s-OFDM QPSK	Edge_1RB_Right	1_23	3705.000	647000	24.00	22.77
30	10	DFT-s-OFDM QPSK	Edge_1RB_Left	1_0	3705.000	647000	24.00	22.76
30	10	DFT-s-OFDM QPSK	Edge_Full_Right	2_22	3705.000	647000	24.00	22.77
30	10	DFT-s-OFDM QPSK	Edge_Full_Left	2_0	3705.000	647000	24.00	22.74
30	10	DFT-s-OFDM QPSK	Inner_1RB_Right	1_22	3705.000	647000	25.00	24.23
30	10	DFT-s-OFDM QPSK	Inner_1RB_Left	1_1	3705.000	647000	25.00	24.25
30	10	DFT-s-OFDM QPSK	Outer_Full	24_0	3705.000	647000	24.00	23.85
30	15	DFT-s-OFDM QPSK	Inner_Full	18_9	3707.52	647168	25.00	24.05
30	20	DFT-s-OFDM QPSK	Inner_Full	25_12	3710.01	647334	25.00	24.08
30	30	DFT-s-OFDM QPSK	Inner_Full	36_18	3715.02	647668	25.00	24.00
30	40	DFT-s-OFDM QPSK	Inner_Full	50_25	3720	648000	25.00	24.08
30	50	DFT-s-OFDM QPSK	Inner_Full	64_32	3725.01	648334	25.00	24.11
30	60	DFT-s-OFDM QPSK	Inner_Full	81_40	3730.02	648668	25.00	24.13
30	70	DFT-s-OFDM QPSK	Inner_Full	90_45	3735	649000	25.00	24.18
30	80	DFT-s-OFDM QPSK	Inner_Full	108_54	3740.01	649334	25.00	24.15
30	90	DFT-s-OFDM QPSK	Inner_Full	120_60	3745.02	649668	25.00	24.22

N77 PC3 High band (3700-3980MHz) - Power Level C1

5G-N77H								
SCS (kHz)	NR BW (MHz)	Modulation	RB allocation		NR Test Freq. (MHz)	NR Test CH.	Tune up	Power Results (dBm)
30	10	DFT-s-OFDM QPSK	Inner_Full	12_6	3975.000	665000	17.00	16.14
30	10	DFT-s-OFDM QPSK	Inner_Full	12_6	3921.000	661400	17.00	16.42
30	10	DFT-s-OFDM QPSK	Inner_Full	12_6	3867.000	657800	17.00	16.51
30	10	DFT-s-OFDM QPSK	Inner_Full	12_6	3813.000	654200	17.00	16.40
30	10	DFT-s-OFDM QPSK	Inner_Full	12_6	3759.000	650600	17.00	16.02
30	10	DFT-s-OFDM QPSK	Inner_Full	12_6	3705.000	647000	17.00	16.54
30	100	DFT-s-OFDM QPSK	Inner_Full	135_67	3930.000	662000	17.00	16.13
30	100	DFT-s-OFDM QPSK	Inner_Full	135_67	3750.000	650000	17.00	15.87
30	10	DFT-s-OFDM PI/2 BPSK1	Inner_Full	12_6	3705.000	647000	17.00	16.27
30	10	DFT-s-OFDM 16QAM	Inner_Full	12_6	3705.000	647000	17.00	16.42
30	10	DFT-s-OFDM 64QAM	Inner_Full	12_6	3705.000	647000	17.00	16.42
30	10	DFT-s-OFDM 256QAM	Inner_Full	12_6	3705.000	647000	17.00	16.45
30	10	CP-OFDM QPSK	Inner_Full	12_6	3705.000	647000	17.00	16.49
30	10	CP-OFDM 16QAM	Inner_Full	12_6	3705.000	647000	17.00	16.42
30	10	CP-OFDM 64QAM	Inner_Full	12_6	3705.000	647000	17.00	16.44
30	10	CP-OFDM 256QAM	Inner_Full	12_6	3705.000	647000	17.00	16.26
30	10	DFT-s-OFDM QPSK	Edge_1RB_Right	1_23	3705.000	647000	17.00	16.48
30	10	DFT-s-OFDM QPSK	Edge_1RB_Left	1_0	3705.000	647000	17.00	16.33
30	10	DFT-s-OFDM QPSK	Edge_Full_Right	2_22	3705.000	647000	17.00	16.36
30	10	DFT-s-OFDM QPSK	Edge_Full_Left	2_0	3705.000	647000	17.00	16.13
30	10	DFT-s-OFDM QPSK	Inner_1RB_Right	1_22	3705.000	647000	17.00	16.32
30	10	DFT-s-OFDM QPSK	Inner_1RB_Left	1_1	3705.000	647000	17.00	16.50
30	10	DFT-s-OFDM QPSK	Outer_Full	24_0	3705.000	647000	17.00	16.46
30	15	DFT-s-OFDM QPSK	Inner_Full	18_9	3707.52	647168	17.00	16.35
30	20	DFT-s-OFDM QPSK	Inner_Full	25_12	3710.01	647334	17.00	16.36
30	30	DFT-s-OFDM QPSK	Inner_Full	36_18	3715.02	647668	17.00	16.23
30	40	DFT-s-OFDM QPSK	Inner_Full	50_25	3720	648000	17.00	16.25
30	50	DFT-s-OFDM QPSK	Inner_Full	64_32	3725.01	648334	17.00	16.10
30	60	DFT-s-OFDM QPSK	Inner_Full	81_40	3730.02	648668	17.00	16.13
30	70	DFT-s-OFDM QPSK	Inner_Full	90_45	3735	649000	17.00	16.40
30	80	DFT-s-OFDM QPSK	Inner_Full	108_54	3740.01	649334	17.00	16.22
30	90	DFT-s-OFDM QPSK	Inner_Full	120_60	3745.02	649668	17.00	16.34

N41 SRS ANT3

5G-n41								
SCS (kHz)	NR BW (MHz)	Modulation	RB allocation		NR Test Freq. (MHz)	NR Test CH.	Tune up	Power Results (dBm)
30	10	DFT-s-OFDM QPSK	Inner_Full	12_6	2685	537000	24.50	22.90
30	10	DFT-s-OFDM QPSK	Inner_Full	12_6	2639	527799	24.50	23.00
30	10	DFT-s-OFDM QPSK	Inner_Full	12_6	2592.99	518598	24.50	23.05
30	10	DFT-s-OFDM QPSK	Inner_Full	12_6	2455.02	509406	24.50	22.95
30	10	DFT-s-OFDM QPSK	Inner_Full	12_6	2501.01	500205	24.50	22.89
30	100	DFT-s-OFDM QPSK	Inner_Full	135_67	2640	528000	24.50	22.97
30	100	DFT-s-OFDM QPSK	Inner_Full	135_67	2592.99	518598	24.50	22.95
30	100	DFT-s-OFDM QPSK	Inner_Full	135_67	2546.01	509202	24.50	22.87
30	10	DFT-s-OFDM PI/2 BPSK1	Inner_Full	12_6	2592.99	518598	24.50	22.77
30	10	DFT-s-OFDM 16QAM	Inner_Full	12_6	2592.99	518598	23.50	22.10
30	10	DFT-s-OFDM 64QAM	Inner_Full	12_6	2592.99	518598	22.00	20.64
30	10	DFT-s-OFDM 256QAM	Inner_Full	12_6	2592.99	518598	20.00	18.61
30	10	CP-OFDM QPSK	Inner_Full	12_6	2592.99	518598	23.00	21.66
30	10	CP-OFDM 16QAM	Inner_Full	12_6	2592.99	518598	22.50	21.11
30	10	CP-OFDM 64QAM	Inner_Full	12_6	2592.99	518598	21.00	19.55
30	10	CP-OFDM 256QAM	Inner_Full	12_6	2592.99	518598	18.00	16.62
30	10	DFT-s-OFDM QPSK	Edge_Full_Right	2_22	2592.99	518598	23.50	22.10
30	10	DFT-s-OFDM QPSK	Edge_Full_Left	2_0	2592.99	518598	23.50	22.07
30	10	DFT-s-OFDM QPSK	Edge_1RB_Right	1_23	2592.99	518598	23.50	22.17
30	10	DFT-s-OFDM QPSK	Edge_1RB_Left	1_0	2592.99	518598	23.50	22.16
30	10	DFT-s-OFDM QPSK	Inner_1RB_Right	1_22	2592.99	518598	24.50	23.02
30	10	DFT-s-OFDM QPSK	Inner_1RB_Left	1_1	2592.99	518598	24.50	23.01
30	10	DFT-s-OFDM QPSK	Outer_Full	24_0	2592.99	518598	23.50	22.12
30	15	DFT-s-OFDM QPSK	Inner_Full	18_9	2592.99	518598	24.50	22.96
30	20	DFT-s-OFDM QPSK	Inner_Full	25_12	2592.99	518598	24.50	23.00
30	30	DFT-s-OFDM QPSK	Inner_Full	36_18	2592.99	518598	24.50	22.93
30	40	DFT-s-OFDM QPSK	Inner_Full	50_25	2618.67	523734	24.50	22.92
30	50	DFT-s-OFDM QPSK	Inner_Full	64_32	2592.99	518598	24.50	22.98
30	60	DFT-s-OFDM QPSK	Inner_Full	81_40	2592.99	518598	24.50	22.92
30	70	DFT-s-OFDM QPSK	Inner_Full	90_45	2654.97	530994	24.50	22.89
30	80	DFT-s-OFDM QPSK	Inner_Full	108_54	2649.99	529998	24.50	22.88
30	90	DFT-s-OFDM QPSK	Inner_Full	120_60	2644.98	528996	24.50	22.93

N41 SRS ANT1

5G-n41								
SCS (kHz)	NR BW (MHz)	Modulation	RB allocation		NR Test Freq. (MHz)	NR Test CH.	Tune up	Power Results (dBm)
30	10	DFT-s-OFDM QPSK	Inner_Full	12_6	2685	537000	22.00	21.11
30	10	DFT-s-OFDM QPSK	Inner_Full	12_6	2639	527799	22.00	21.19
30	10	DFT-s-OFDM QPSK	Inner_Full	12_6	2592.99	518598	22.00	21.28
30	10	DFT-s-OFDM QPSK	Inner_Full	12_6	2455.02	509406	22.00	21.15
30	10	DFT-s-OFDM QPSK	Inner_Full	12_6	2501.01	500205	22.00	21.10
30	100	DFT-s-OFDM QPSK	Inner_Full	135_67	2640	528000	22.00	21.17
30	100	DFT-s-OFDM QPSK	Inner_Full	135_67	2592.99	518598	22.00	21.15
30	100	DFT-s-OFDM QPSK	Inner_Full	135_67	2546.01	509202	22.00	21.08
30	10	DFT-s-OFDM PI/2 BPSK1	Inner_Full	12_6	2592.99	518598	22.00	20.70
30	10	DFT-s-OFDM 16QAM	Inner_Full	12_6	2592.99	518598	22.00	20.64
30	10	DFT-s-OFDM 64QAM	Inner_Full	12_6	2592.99	518598	22.00	20.68
30	10	DFT-s-OFDM 256QAM	Inner_Full	12_6	2592.99	518598	20.00	19.38
30	10	CP-OFDM QPSK	Inner_Full	12_6	2592.99	518598	22.00	20.70
30	10	CP-OFDM 16QAM	Inner_Full	12_6	2592.99	518598	22.00	20.71
30	10	CP-OFDM 64QAM	Inner_Full	12_6	2592.99	518598	21.00	20.08
30	10	CP-OFDM 256QAM	Inner_Full	12_6	2592.99	518598	18.00	17.35
30	10	DFT-s-OFDM QPSK	Edge_Full_Right	2_22	2592.99	518598	22.00	21.08
30	10	DFT-s-OFDM QPSK	Edge_Full_Left	2_0	2592.99	518598	22.00	21.22
30	10	DFT-s-OFDM QPSK	Edge_1RB_Right	1_23	2592.99	518598	22.00	21.11
30	10	DFT-s-OFDM QPSK	Edge_1RB_Left	1_0	2592.99	518598	22.00	21.26
30	10	DFT-s-OFDM QPSK	Inner_1RB_Right	1_22	2592.99	518598	22.00	20.98
30	10	DFT-s-OFDM QPSK	Inner_1RB_Left	1_1	2592.99	518598	22.00	21.13
30	10	DFT-s-OFDM QPSK	Outer_Full	24_0	2592.99	518598	22.00	20.95
30	15	DFT-s-OFDM QPSK	Inner_Full	12_6	2592.99	518598	22.00	20.61
30	20	DFT-s-OFDM QPSK	Inner_Full	12_6	2592.99	518598	22.00	20.60
30	30	DFT-s-OFDM QPSK	Inner_Full	12_6	2592.99	518598	22.00	20.57
30	40	DFT-s-OFDM QPSK	Inner_Full	12_6	2618.67	523734	22.00	20.63
30	50	DFT-s-OFDM QPSK	Inner_Full	12_6	2592.99	518598	22.00	20.76
30	60	DFT-s-OFDM QPSK	Inner_Full	12_6	2592.99	518598	22.00	20.70
30	70	DFT-s-OFDM QPSK	Inner_Full	12_6	2654.97	530994	22.00	20.62
30	80	DFT-s-OFDM QPSK	Inner_Full	12_6	2649.99	529998	22.00	20.70
30	90	DFT-s-OFDM QPSK	Inner_Full	12_6	2644.98	528996	22.00	20.51

N41 SRS ANT2

5G-n41								
SCS (kHz)	NR BW (MHz)	Modulation	RB allocation		NR Test Freq. (MHz)	NR Test CH.	Tune up	Power Results (dBm)
30	10	DFT-s-OFDM QPSK	Inner_Full	12_6	2685	537000	22.00	20.86
30	10	DFT-s-OFDM QPSK	Inner_Full	12_6	2639	527799	22.00	20.94
30	10	DFT-s-OFDM QPSK	Inner_Full	12_6	2592.99	518598	22.00	20.98
30	10	DFT-s-OFDM QPSK	Inner_Full	12_6	2455.02	509406	22.00	20.90
30	10	DFT-s-OFDM QPSK	Inner_Full	12_6	2501.01	500205	22.00	20.85
30	100	DFT-s-OFDM QPSK	Inner_Full	135_67	2640	528000	22.00	20.92
30	100	DFT-s-OFDM QPSK	Inner_Full	135_67	2592.99	518598	22.00	20.90
30	100	DFT-s-OFDM QPSK	Inner_Full	135_67	2546.01	509202	22.00	20.83
30	10	DFT-s-OFDM PI/2 BPSK1	Inner_Full	12_6	2592.99	518598	22.00	20.68
30	10	DFT-s-OFDM 16QAM	Inner_Full	12_6	2592.99	518598	22.00	20.45
30	10	DFT-s-OFDM 64QAM	Inner_Full	12_6	2592.99	518598	22.00	20.94
30	10	DFT-s-OFDM 256QAM	Inner_Full	12_6	2592.99	518598	20.00	19.00
30	10	CP-OFDM QPSK	Inner_Full	12_6	2592.99	518598	22.00	20.39
30	10	CP-OFDM 16QAM	Inner_Full	12_6	2592.99	518598	22.00	20.46
30	10	CP-OFDM 64QAM	Inner_Full	12_6	2592.99	518598	21.00	19.74
30	10	CP-OFDM 256QAM	Inner_Full	12_6	2592.99	518598	18.00	17.06
30	10	DFT-s-OFDM QPSK	Edge_Full_Right	2_22	2592.99	518598	22.00	20.81
30	10	DFT-s-OFDM QPSK	Edge_Full_Left	2_0	2592.99	518598	22.00	20.95
30	10	DFT-s-OFDM QPSK	Edge_1RB_Right	1_23	2592.99	518598	22.00	20.83
30	10	DFT-s-OFDM QPSK	Edge_1RB_Left	1_0	2592.99	518598	22.00	20.93
30	10	DFT-s-OFDM QPSK	Inner_1RB_Right	1_22	2592.99	518598	22.00	20.69
30	10	DFT-s-OFDM QPSK	Inner_1RB_Left	1_1	2592.99	518598	22.00	20.95
30	10	DFT-s-OFDM QPSK	Outer_Full	24_0	2592.99	518598	22.00	20.65
30	15	DFT-s-OFDM QPSK	Inner_Full	18_9	2592.99	518598	22.00	20.52
30	20	DFT-s-OFDM QPSK	Inner_Full	25_12	2592.99	518598	22.00	20.51
30	30	DFT-s-OFDM QPSK	Inner_Full	36_18	2592.99	518598	22.00	20.61
30	40	DFT-s-OFDM QPSK	Inner_Full	50_25	2618.67	523734	22.00	20.53
30	50	DFT-s-OFDM QPSK	Inner_Full	64_32	2592.99	518598	22.00	20.41
30	60	DFT-s-OFDM QPSK	Inner_Full	81_40	2592.99	518598	22.00	20.44
30	70	DFT-s-OFDM QPSK	Inner_Full	90_45	2654.97	530994	22.00	20.42
30	80	DFT-s-OFDM QPSK	Inner_Full	108_54	2649.99	529998	22.00	20.44
30	90	DFT-s-OFDM QPSK	Inner_Full	120_60	2644.98	528996	22.00	20.39

N41 SRS ANT4

5G-n41								
SCS (kHz)	NR BW (MHz)	Modulation	RB allocation		NR Test Freq. (MHz)	NR Test CH.	Tune up	Power Results (dBm)
30	10	DFT-s-OFDM QPSK	Inner_Full	12_6	2685	537000	22.00	21.04
30	10	DFT-s-OFDM QPSK	Inner_Full	12_6	2639	527799	22.00	21.13
30	10	DFT-s-OFDM QPSK	Inner_Full	12_6	2592.99	518598	22.00	21.17
30	10	DFT-s-OFDM QPSK	Inner_Full	12_6	2455.02	509406	22.00	21.08
30	10	DFT-s-OFDM QPSK	Inner_Full	12_6	2501.01	500205	22.00	21.02
30	100	DFT-s-OFDM QPSK	Inner_Full	135_67	2640	528000	22.00	21.11
30	100	DFT-s-OFDM QPSK	Inner_Full	135_67	2592.99	518598	22.00	21.08
30	100	DFT-s-OFDM QPSK	Inner_Full	135_67	2546.01	509202	22.00	21.00
30	10	DFT-s-OFDM PI/2 BPSK1	Inner_Full	12_6	2592.99	518598	22.00	21.09
30	10	DFT-s-OFDM 16QAM	Inner_Full	12_6	2592.99	518598	22.00	20.31
30	10	DFT-s-OFDM 64QAM	Inner_Full	12_6	2592.99	518598	22.00	20.25
30	10	DFT-s-OFDM 256QAM	Inner_Full	12_6	2592.99	518598	20.00	18.31
30	10	CP-OFDM QPSK	Inner_Full	12_6	2592.99	518598	22.00	20.11
30	10	CP-OFDM 16QAM	Inner_Full	12_6	2592.99	518598	22.00	20.07
30	10	CP-OFDM 64QAM	Inner_Full	12_6	2592.99	518598	21.00	19.10
30	10	CP-OFDM 256QAM	Inner_Full	12_6	2592.99	518598	18.00	17.20
30	10	DFT-s-OFDM QPSK	Edge_Full_Right	2_22	2592.99	518598	22.00	20.74
30	10	DFT-s-OFDM QPSK	Edge_Full_Left	2_0	2592.99	518598	22.00	20.91
30	10	DFT-s-OFDM QPSK	Edge_1RB_Right	1_23	2592.99	518598	22.00	20.72
30	10	DFT-s-OFDM QPSK	Edge_1RB_Left	1_0	2592.99	518598	22.00	20.95
30	10	DFT-s-OFDM QPSK	Inner_1RB_Right	1_22	2592.99	518598	22.00	21.15
30	10	DFT-s-OFDM QPSK	Inner_1RB_Left	1_1	2592.99	518598	22.00	21.13
30	10	DFT-s-OFDM QPSK	Outer_Full	24_0	2592.99	518598	22.00	20.56
30	15	DFT-s-OFDM QPSK	Inner_Full	18_9	2592.99	518598	22.00	21.14
30	20	DFT-s-OFDM QPSK	Inner_Full	25_12	2592.99	518598	22.00	21.12
30	30	DFT-s-OFDM QPSK	Inner_Full	36_18	2592.99	518598	22.00	21.11
30	40	DFT-s-OFDM QPSK	Inner_Full	50_25	2618.67	523734	22.00	21.10
30	50	DFT-s-OFDM QPSK	Inner_Full	64_32	2592.99	518598	22.00	21.16
30	60	DFT-s-OFDM QPSK	Inner_Full	81_40	2592.99	518598	22.00	21.10
30	70	DFT-s-OFDM QPSK	Inner_Full	90_45	2654.97	530994	22.00	21.07
30	80	DFT-s-OFDM QPSK	Inner_Full	108_54	2649.99	529998	22.00	21.06
30	90	DFT-s-OFDM QPSK	Inner_Full	120_60	2644.98	528996	22.00	21.11

N77 SRS ANT4

5G N78-Low band (3450-3550MHz)								
SCS (kHz)	NR BW (MHz)	Modulation	RB allocation		NR Test Freq. (MHz)	NR Test CH.	Tune up	Power Results (dBm)
30	10	DFT-s-OFDM QPSK	Inner_Full	12_6	3544.98	636332	26.50	24.82
30	10	DFT-s-OFDM QPSK	Inner_Full	12_6	3500.01	633334	26.50	24.84
30	10	DFT-s-OFDM QPSK	Inner_Full	12_6	3445.01	630334	26.50	24.78
30	100	DFT-s-OFDM QPSK	Inner_Full	135_67	3500.01	633334	26.50	24.74
30	10	DFT-s-OFDM PI/2 BPSK1	Inner_Full	12_6	3500.01	633334	26.50	24.81
30	10	DFT-s-OFDM 16QAM	Inner_Full	12_6	3500.01	633334	25.50	24.37
30	10	DFT-s-OFDM 64QAM	Inner_Full	12_6	3500.01	633334	24.00	22.87
30	10	DFT-s-OFDM 256QAM	Inner_Full	12_6	3500.01	633334	22.00	20.83
30	10	CP-OFDM QPSK	Inner_Full	12_6	3500.01	633334	25.00	23.78
30	10	CP-OFDM 16QAM	Inner_Full	12_6	3500.01	633334	24.50	23.27
30	10	CP-OFDM 64QAM	Inner_Full	12_6	3500.01	633334	23.00	21.77
30	10	CP-OFDM 256QAM	Inner_Full	12_6	3500.01	633334	20.00	18.76
30	10	DFT-s-OFDM QPSK	Edge_1RB_Right	1_23	3500.01	633334	23.00	21.83
30	10	DFT-s-OFDM QPSK	Edge_1RB_Left	1_0	3500.01	633334	23.00	21.95
30	10	DFT-s-OFDM QPSK	Edge_Full_Right	2_22	3500.01	633334	23.00	21.74
30	10	DFT-s-OFDM QPSK	Edge_Full_Left	2_0	3500.01	633334	23.00	21.71
30	10	DFT-s-OFDM QPSK	Inner_1RB_Right	1_22	3500.01	633334	26.50	24.82
30	10	DFT-s-OFDM QPSK	Inner_1RB_Left	1_1	3500.01	633334	26.50	24.80
30	10	DFT-s-OFDM QPSK	Outer_Full	24_0	3500.01	633334	25.50	24.29
30	15	DFT-s-OFDM QPSK	Inner_Full	18_9	3500.01	633334	26.50	24.78
30	20	DFT-s-OFDM QPSK	Inner_Full	25_12	3500.01	633334	26.50	24.72
30	30	DFT-s-OFDM QPSK	Inner_Full	36_18	3500.01	633334	26.50	24.72
30	40	DFT-s-OFDM QPSK	Inner_Full	50_25	3470.01	631334	26.50	24.78
30	50	DFT-s-OFDM QPSK	Inner_Full	64_32	3475.02	631668	26.50	24.72
30	60	DFT-s-OFDM QPSK	Inner_Full	81_40	3500.01	633334	26.50	24.75
30	70	DFT-s-OFDM QPSK	Inner_Full	90_45	3500.01	633334	26.50	24.68
30	80	DFT-s-OFDM QPSK	Inner_Full	108_54	3500.01	633334	26.50	24.65
30	90	DFT-s-OFDM QPSK	Inner_Full	120_60	3500.01	633334	26.50	24.64

5G n78-High band (3700-3980MHz)								
SCS (kHz)	NR BW (MHz)	Modulation	RB allocation		NR Test Freq. (MHz)	NR Test CH.	Tune up	Power Results (dBm)
30	10	DFT-s-OFDM QPSK	Inner_Full	12_6	3795	653000	26.50	24.80
30	10	DFT-s-OFDM QPSK	Inner_Full	12_6	3750	650000	26.50	24.82
30	10	DFT-s-OFDM QPSK	Inner_Full	12_6	3705	647000	26.50	24.76
30	100	DFT-s-OFDM QPSK	Inner_Full	135@67	3750	650000	26.50	24.72
30	10	DFT-s-OFDM PI/2 BPSK1	Inner_Full	12_6	3750	650000	26.50	24.79
30	10	DFT-s-OFDM 16QAM	Inner_Full	12_6	3750	650000	25.50	24.35
30	10	DFT-s-OFDM 64QAM	Inner_Full	12_6	3750	650000	24.00	22.85
30	10	DFT-s-OFDM 256QAM	Inner_Full	12_6	3750	650000	22.00	20.81
30	10	CP-OFDM QPSK	Inner_Full	12_6	3750	650000	25.00	23.76
30	10	CP-OFDM 16QAM	Inner_Full	12_6	3750	650000	24.50	23.25
30	10	CP-OFDM 64QAM	Inner_Full	12_6	3750	650000	23.00	21.75
30	10	CP-OFDM 256QAM	Inner_Full	12_6	3750	650000	20.00	18.75
30	10	DFT-s-OFDM QPSK	Edge_1RB_Right	1_23	3750	650000	23.00	21.81
30	10	DFT-s-OFDM QPSK	Edge_1RB_Left	1_0	3750	650000	23.00	21.93
30	10	DFT-s-OFDM QPSK	Edge_Full_Right	2_22	3750	650000	23.00	21.72
30	10	DFT-s-OFDM QPSK	Edge_Full_Left	2_0	3750	650000	23.00	21.69
30	10	DFT-s-OFDM QPSK	Inner_1RB_Right	1_22	3750	650000	26.50	24.80
30	10	DFT-s-OFDM QPSK	Inner_1RB_Left	1_1	3750	650000	26.50	24.78
30	10	DFT-s-OFDM QPSK	Outer_Full	24_0	3750	650000	25.50	24.27
30	15	DFT-s-OFDM QPSK	Inner_Full	18_9	3750	650000	26.50	24.76
30	20	DFT-s-OFDM QPSK	Inner_Full	25_12	3750	650000	26.50	24.70
30	30	DFT-s-OFDM QPSK	Inner_Full	36_18	3750	650000	26.50	24.70
30	40	DFT-s-OFDM QPSK	Inner_Full	50_25	3750	650000	26.50	24.76
30	50	DFT-s-OFDM QPSK	Inner_Full	64_32	3750	650000	26.50	24.70
30	60	DFT-s-OFDM QPSK	Inner_Full	81_40	3750	650000	26.50	24.73
30	70	DFT-s-OFDM QPSK	Inner_Full	90_45	3750	650000	26.50	24.66
30	80	DFT-s-OFDM QPSK	Inner_Full	108_54	3750	650000	26.50	24.63
30	90	DFT-s-OFDM QPSK	Inner_Full	120_60	3750	650000	26.50	24.62

N77 SRS ANT2

5G N78-Low band (3450-3550MHz)								
SCS (kHz)	NR BW (MHz)	Modulation	RB allocation		NR Test Freq. (MHz)	NR Test CH.	Tune up	Power Results (dBm)
30	10	DFT-s-OFDM QPSK	Inner_Full	12_6	3544.98	636332	23.50	21.79
30	10	DFT-s-OFDM QPSK	Inner_Full	12_6	3500.01	633334	23.50	21.82
30	10	DFT-s-OFDM QPSK	Inner_Full	12_6	3445.01	630334	23.50	21.76
30	100	DFT-s-OFDM QPSK	Inner_Full	135_67	3500.01	633334	23.50	21.73
30	10	DFT-s-OFDM PI/2 BPSK1	Inner_Full	12_6	3500.01	633334	23.50	21.63
30	10	DFT-s-OFDM 16QAM	Inner_Full	12_6	3500.01	633334	23.50	21.55
30	10	DFT-s-OFDM 64QAM	Inner_Full	12_6	3500.01	633334	23.50	21.67
30	10	DFT-s-OFDM 256QAM	Inner_Full	12_6	3500.01	633334	22.00	20.64
30	10	CP-OFDM QPSK	Inner_Full	12_6	3500.01	633334	23.50	21.67
30	10	CP-OFDM 16QAM	Inner_Full	12_6	3500.01	633334	23.50	21.65
30	10	CP-OFDM 64QAM	Inner_Full	12_6	3500.01	633334	23.00	21.71
30	10	CP-OFDM 256QAM	Inner_Full	12_6	3500.01	633334	20.00	18.61
30	10	DFT-s-OFDM QPSK	Edge_1RB_Right	1_23	3500.01	633334	23.00	21.73
30	10	DFT-s-OFDM QPSK	Edge_1RB_Left	1_0	3500.01	633334	23.00	21.68
30	10	DFT-s-OFDM QPSK	Edge_Full_Right	2_22	3500.01	633334	23.00	21.63
30	10	DFT-s-OFDM QPSK	Edge_Full_Left	2_0	3500.01	633334	23.00	21.69
30	10	DFT-s-OFDM QPSK	Inner_1RB_Right	1_22	3500.01	633334	23.50	21.70
30	10	DFT-s-OFDM QPSK	Inner_1RB_Left	1_1	3500.01	633334	23.50	21.67
30	10	DFT-s-OFDM QPSK	Outer_Full	24_0	3500.01	633334	23.50	21.65
30	15	DFT-s-OFDM QPSK	Inner_Full	18_9	3500.01	633334	23.50	21.75
30	20	DFT-s-OFDM QPSK	Inner_Full	25_12	3500.01	633334	23.50	21.69
30	30	DFT-s-OFDM QPSK	Inner_Full	36_18	3500.01	633334	23.50	21.69
30	40	DFT-s-OFDM QPSK	Inner_Full	50_25	3470.01	631334	23.50	21.75
30	50	DFT-s-OFDM QPSK	Inner_Full	64_32	3475.02	631668	23.50	21.69
30	60	DFT-s-OFDM QPSK	Inner_Full	81_40	3500.01	633334	23.50	21.72
30	70	DFT-s-OFDM QPSK	Inner_Full	90_45	3500.01	633334	23.50	21.65
30	80	DFT-s-OFDM QPSK	Inner_Full	108_54	3500.01	633334	23.50	21.62
30	90	DFT-s-OFDM QPSK	Inner_Full	120_60	3500.01	633334	23.50	21.61

5G n78-High band (3700-3980MHz)								
SCS (kHz)	NR BW (MHz)	Modulation	RB allocation		NR Test Freq. (MHz)	NR Test CH.	Tune up	Power Results (dBm)
30	10	DFT-s-OFDM QPSK	Inner_Full	12_6	3795	653000	23.50	22.50
30	10	DFT-s-OFDM QPSK	Inner_Full	12_6	3750	650000	23.50	22.53
30	10	DFT-s-OFDM QPSK	Inner_Full	12_6	3705	647000	23.50	22.47
30	100	DFT-s-OFDM QPSK	Inner_Full	135@67	3750	650000	23.50	22.44
30	10	DFT-s-OFDM PI/2 BPSK1	Inner_Full	12_6	3750	650000	23.50	22.33
30	10	DFT-s-OFDM 16QAM	Inner_Full	12_6	3750	650000	23.50	22.25
30	10	DFT-s-OFDM 64QAM	Inner_Full	12_6	3750	650000	23.50	22.37
30	10	DFT-s-OFDM 256QAM	Inner_Full	12_6	3750	650000	22.00	21.30
30	10	CP-OFDM QPSK	Inner_Full	12_6	3750	650000	23.50	22.37
30	10	CP-OFDM 16QAM	Inner_Full	12_6	3750	650000	23.50	22.35
30	10	CP-OFDM 64QAM	Inner_Full	12_6	3750	650000	23.00	22.42
30	10	CP-OFDM 256QAM	Inner_Full	12_6	3750	650000	20.00	19.17
30	10	DFT-s-OFDM QPSK	Edge_1RB_Right	1_23	3750	650000	23.00	22.44
30	10	DFT-s-OFDM QPSK	Edge_1RB_Left	1_0	3750	650000	23.00	22.38
30	10	DFT-s-OFDM QPSK	Edge_Full_Right	2_22	3750	650000	23.00	22.33
30	10	DFT-s-OFDM QPSK	Edge_Full_Left	2_0	3750	650000	23.00	22.39
30	10	DFT-s-OFDM QPSK	Inner_1RB_Right	1_22	3750	650000	23.50	22.40
30	10	DFT-s-OFDM QPSK	Inner_1RB_Left	1_1	3750	650000	23.50	22.37
30	10	DFT-s-OFDM QPSK	Outer_Full	24_0	3750	650000	23.50	22.35
30	15	DFT-s-OFDM QPSK	Inner_Full	18_9	3750	650000	23.50	22.46
30	20	DFT-s-OFDM QPSK	Inner_Full	25_12	3750	650000	23.50	22.39
30	30	DFT-s-OFDM QPSK	Inner_Full	36_18	3750	650000	23.50	22.39
30	40	DFT-s-OFDM QPSK	Inner_Full	50_25	3750	650000	23.50	22.46
30	50	DFT-s-OFDM QPSK	Inner_Full	64_32	3750	650000	23.50	22.39
30	60	DFT-s-OFDM QPSK	Inner_Full	81_40	3750	650000	23.50	22.43
30	70	DFT-s-OFDM QPSK	Inner_Full	90_45	3750	650000	23.50	22.35
30	80	DFT-s-OFDM QPSK	Inner_Full	108_54	3750	650000	23.50	22.32
30	90	DFT-s-OFDM QPSK	Inner_Full	120_60	3750	650000	23.50	22.31

N77 SRS ANT8

5G N78-Low band (3450-3550MHz)								
SCS (kHz)	NR BW (MHz)	Modulation	RB allocation		NR Test Freq. (MHz)	NR Test CH.	Tune up	Power Results (dBm)
30	10	DFT-s-OFDM QPSK	Inner_Full	12_6	3544.98	636332	23.50	21.78
30	10	DFT-s-OFDM QPSK	Inner_Full	12_6	3500.01	633334	23.50	21.95
30	10	DFT-s-OFDM QPSK	Inner_Full	12_6	3445.01	630334	23.50	21.90
30	100	DFT-s-OFDM QPSK	Inner_Full	135_67	3500.01	633334	23.50	21.71
30	10	DFT-s-OFDM PI/2 BPSK1	Inner_Full	12_6	3500.01	633334	23.50	21.76
30	10	DFT-s-OFDM 16QAM	Inner_Full	12_6	3500.01	633334	23.50	21.50
30	10	DFT-s-OFDM 64QAM	Inner_Full	12_6	3500.01	633334	23.50	21.88
30	10	DFT-s-OFDM 256QAM	Inner_Full	12_6	3500.01	633334	22.00	20.93
30	10	CP-OFDM QPSK	Inner_Full	12_6	3500.01	633334	23.50	21.82
30	10	CP-OFDM 16QAM	Inner_Full	12_6	3500.01	633334	23.50	21.64
30	10	CP-OFDM 64QAM	Inner_Full	12_6	3500.01	633334	23.00	21.63
30	10	CP-OFDM 256QAM	Inner_Full	12_6	3500.01	633334	20.00	18.57
30	10	DFT-s-OFDM QPSK	Edge_1RB_Right	1_23	3500.01	633334	23.00	21.82
30	10	DFT-s-OFDM QPSK	Edge_1RB_Left	1_0	3500.01	633334	23.00	21.69
30	10	DFT-s-OFDM QPSK	Edge_Full_Right	2_22	3500.01	633334	23.00	21.82
30	10	DFT-s-OFDM QPSK	Edge_Full_Left	2_0	3500.01	633334	23.00	21.85
30	10	DFT-s-OFDM QPSK	Inner_1RB_Right	1_22	3500.01	633334	23.50	21.85
30	10	DFT-s-OFDM QPSK	Inner_1RB_Left	1_1	3500.01	633334	23.50	21.76
30	10	DFT-s-OFDM QPSK	Outer_Full	24_0	3500.01	633334	23.50	21.80
30	15	DFT-s-OFDM QPSK	Inner_Full	18_9	3500.01	633334	23.50	21.87
30	20	DFT-s-OFDM QPSK	Inner_Full	25_12	3500.01	633334	23.50	21.75
30	30	DFT-s-OFDM QPSK	Inner_Full	36_18	3500.01	633334	23.50	21.65
30	40	DFT-s-OFDM QPSK	Inner_Full	50_25	3470.01	631334	23.50	21.86
30	50	DFT-s-OFDM QPSK	Inner_Full	64_32	3475.02	631668	23.50	21.87
30	60	DFT-s-OFDM QPSK	Inner_Full	81_40	3500.01	633334	23.50	21.85
30	70	DFT-s-OFDM QPSK	Inner_Full	90_45	3500.01	633334	23.50	21.64
30	80	DFT-s-OFDM QPSK	Inner_Full	108_54	3500.01	633334	23.50	21.77
30	90	DFT-s-OFDM QPSK	Inner_Full	120_60	3500.01	633334	23.50	21.82

5G n78-High band (3700-3980MHz)								
SCS (kHz)	NR BW (MHz)	Modulation	RB allocation		NR Test Freq. (MHz)	NR Test CH.	Tune up	Power Results (dBm)
30	10	DFT-s-OFDM QPSK	Inner_Full	12_6	3795	653000	23.50	21.72
30	10	DFT-s-OFDM QPSK	Inner_Full	12_6	3750	650000	23.50	21.85
30	10	DFT-s-OFDM QPSK	Inner_Full	12_6	3705	647000	23.50	21.68
30	100	DFT-s-OFDM QPSK	Inner_Full	135@67	3750	650000	23.50	21.83
30	10	DFT-s-OFDM PI/2 BPSK1	Inner_Full	12_6	3750	650000	23.50	21.81
30	10	DFT-s-OFDM 16QAM	Inner_Full	12_6	3750	650000	23.50	21.68
30	10	DFT-s-OFDM 64QAM	Inner_Full	12_6	3750	650000	23.50	21.73
30	10	DFT-s-OFDM 256QAM	Inner_Full	12_6	3750	650000	22.00	21.04
30	10	CP-OFDM QPSK	Inner_Full	12_6	3750	650000	23.50	21.75
30	10	CP-OFDM 16QAM	Inner_Full	12_6	3750	650000	23.50	21.50
30	10	CP-OFDM 64QAM	Inner_Full	12_6	3750	650000	23.00	21.69
30	10	CP-OFDM 256QAM	Inner_Full	12_6	3750	650000	20.00	18.73
30	10	DFT-s-OFDM QPSK	Edge_1RB_Right	1_23	3750	650000	23.00	21.70
30	10	DFT-s-OFDM QPSK	Edge_1RB_Left	1_0	3750	650000	23.00	21.71
30	10	DFT-s-OFDM QPSK	Edge_Full_Right	2_22	3750	650000	23.00	21.58
30	10	DFT-s-OFDM QPSK	Edge_Full_Left	2_0	3750	650000	23.00	21.61
30	10	DFT-s-OFDM QPSK	Inner_1RB_Right	1_22	3750	650000	23.50	21.81
30	10	DFT-s-OFDM QPSK	Inner_1RB_Left	1_1	3750	650000	23.50	21.75
30	10	DFT-s-OFDM QPSK	Outer_Full	24_0	3750	650000	23.50	21.65
30	15	DFT-s-OFDM QPSK	Inner_Full	18_9	3750	650000	23.50	21.79
30	20	DFT-s-OFDM QPSK	Inner_Full	25_12	3750	650000	23.50	21.50
30	30	DFT-s-OFDM QPSK	Inner_Full	36_18	3750	650000	23.50	21.56
30	40	DFT-s-OFDM QPSK	Inner_Full	50_25	3750	650000	23.50	21.67
30	50	DFT-s-OFDM QPSK	Inner_Full	64_32	3750	650000	23.50	21.82
30	60	DFT-s-OFDM QPSK	Inner_Full	81_40	3750	650000	23.50	21.68
30	70	DFT-s-OFDM QPSK	Inner_Full	90_45	3750	650000	23.50	21.73
30	80	DFT-s-OFDM QPSK	Inner_Full	108_54	3750	650000	23.50	21.59
30	90	DFT-s-OFDM QPSK	Inner_Full	120_60	3750	650000	23.50	21.52

N77 SRS ANT9

5G N78-Low band (3450-3550MHz)								
SCS (kHz)	NR BW (MHz)	Modulation	RB allocation		NR Test Freq. (MHz)	NR Test CH.	Tune up	Power Results (dBm)
30	10	DFT-s-OFDM QPSK	Inner_Full	12_6	3544.98	636332	23.50	21.86
30	10	DFT-s-OFDM QPSK	Inner_Full	12_6	3500.01	633334	23.50	21.89
30	10	DFT-s-OFDM QPSK	Inner_Full	12_6	3445.01	630334	23.50	21.73
30	100	DFT-s-OFDM QPSK	Inner_Full	135_67	3500.01	633334	23.50	21.80
30	10	DFT-s-OFDM PI/2 BPSK1	Inner_Full	12_6	3500.01	633334	23.50	21.75
30	10	DFT-s-OFDM 16QAM	Inner_Full	12_6	3500.01	633334	23.50	21.67
30	10	DFT-s-OFDM 64QAM	Inner_Full	12_6	3500.01	633334	23.50	21.79
30	10	DFT-s-OFDM 256QAM	Inner_Full	12_6	3500.01	633334	22.00	21.06
30	10	CP-OFDM QPSK	Inner_Full	12_6	3500.01	633334	23.50	21.79
30	10	CP-OFDM 16QAM	Inner_Full	12_6	3500.01	633334	23.50	21.77
30	10	CP-OFDM 64QAM	Inner_Full	12_6	3500.01	633334	23.00	21.83
30	10	CP-OFDM 256QAM	Inner_Full	12_6	3500.01	633334	20.00	18.74
30	10	DFT-s-OFDM QPSK	Edge_1RB_Right	1_23	3500.01	633334	23.00	21.85
30	10	DFT-s-OFDM QPSK	Edge_1RB_Left	1_0	3500.01	633334	23.00	21.80
30	10	DFT-s-OFDM QPSK	Edge_Full_Right	2_22	3500.01	633334	23.00	21.75
30	10	DFT-s-OFDM QPSK	Edge_Full_Left	2_0	3500.01	633334	23.00	21.81
30	10	DFT-s-OFDM QPSK	Inner_1RB_Right	1_22	3500.01	633334	23.50	21.82
30	10	DFT-s-OFDM QPSK	Inner_1RB_Left	1_1	3500.01	633334	23.50	21.79
30	10	DFT-s-OFDM QPSK	Outer_Full	24_0	3500.01	633334	23.50	21.77
30	15	DFT-s-OFDM QPSK	Inner_Full	18_9	3500.01	633334	23.50	21.87
30	20	DFT-s-OFDM QPSK	Inner_Full	25_12	3500.01	633334	23.50	21.81
30	30	DFT-s-OFDM QPSK	Inner_Full	36_18	3500.01	633334	23.50	21.81
30	40	DFT-s-OFDM QPSK	Inner_Full	50_25	3470.01	631334	23.50	21.87
30	50	DFT-s-OFDM QPSK	Inner_Full	64_32	3475.02	631668	23.50	21.81
30	60	DFT-s-OFDM QPSK	Inner_Full	81_40	3500.01	633334	23.50	21.84
30	70	DFT-s-OFDM QPSK	Inner_Full	90_45	3500.01	633334	23.50	21.77
30	80	DFT-s-OFDM QPSK	Inner_Full	108_54	3500.01	633334	23.50	21.74
30	90	DFT-s-OFDM QPSK	Inner_Full	120_60	3500.01	633334	23.50	21.73

5G n78-High band (3700-3980MHz)								
SCS (kHz)	NR BW (MHz)	Modulation	RB allocation		NR Test Freq. (MHz)	NR Test CH.	Tune up	Power Results (dBm)
30	10	DFT-s-OFDM QPSK	Inner_Full	12_6	3795	653000	23.50	21.72
30	10	DFT-s-OFDM QPSK	Inner_Full	12_6	3750	650000	23.50	21.75
30	10	DFT-s-OFDM QPSK	Inner_Full	12_6	3705	647000	23.50	21.59
30	100	DFT-s-OFDM QPSK	Inner_Full	135@67	3750	650000	23.50	21.66
30	10	DFT-s-OFDM PI/2 BPSK1	Inner_Full	12_6	3750	650000	23.50	21.61
30	10	DFT-s-OFDM 16QAM	Inner_Full	12_6	3750	650000	23.50	21.53
30	10	DFT-s-OFDM 64QAM	Inner_Full	12_6	3750	650000	23.50	21.65
30	10	DFT-s-OFDM 256QAM	Inner_Full	12_6	3750	650000	22.00	20.93
30	10	CP-OFDM QPSK	Inner_Full	12_6	3750	650000	23.50	21.65
30	10	CP-OFDM 16QAM	Inner_Full	12_6	3750	650000	23.50	21.63
30	10	CP-OFDM 64QAM	Inner_Full	12_6	3750	650000	23.00	21.69
30	10	CP-OFDM 256QAM	Inner_Full	12_6	3750	650000	20.00	18.63
30	10	DFT-s-OFDM QPSK	Edge_1RB_Right	1_23	3750	650000	23.00	21.71
30	10	DFT-s-OFDM QPSK	Edge_1RB_Left	1_0	3750	650000	23.00	21.66
30	10	DFT-s-OFDM QPSK	Edge_Full_Right	2_22	3750	650000	23.00	21.61
30	10	DFT-s-OFDM QPSK	Edge_Full_Left	2_0	3750	650000	23.00	21.67
30	10	DFT-s-OFDM QPSK	Inner_1RB_Right	1_22	3750	650000	23.50	21.68
30	10	DFT-s-OFDM QPSK	Inner_1RB_Left	1_1	3750	650000	23.50	21.65
30	10	DFT-s-OFDM QPSK	Outer_Full	24_0	3750	650000	23.50	21.63
30	15	DFT-s-OFDM QPSK	Inner_Full	18_9	3750	650000	23.50	21.73
30	20	DFT-s-OFDM QPSK	Inner_Full	25_12	3750	650000	23.50	21.67
30	30	DFT-s-OFDM QPSK	Inner_Full	36_18	3750	650000	23.50	21.67
30	40	DFT-s-OFDM QPSK	Inner_Full	50_25	3750	650000	23.50	21.73
30	50	DFT-s-OFDM QPSK	Inner_Full	64_32	3750	650000	23.50	21.67
30	60	DFT-s-OFDM QPSK	Inner_Full	81_40	3750	650000	23.50	21.70
30	70	DFT-s-OFDM QPSK	Inner_Full	90_45	3750	650000	23.50	21.63
30	80	DFT-s-OFDM QPSK	Inner_Full	108_54	3750	650000	23.50	21.60
30	90	DFT-s-OFDM QPSK	Inner_Full	120_60	3750	650000	23.50	21.59

11.5 Wi-Fi and BT Measurement result

The maximum output power of BT-ANT6 antenna is 8.45dBm.

The maximum output power of BT-ANT10 antenna is 9.05dBm.

The maximum tune up of BT antenna is 9.5dBm.

Table11.5: Summary of Receiver detection mechanism-WiFi antenna

Antenna	Receiver on+ P-Sensor on	Receiver off+ SAR sensor off	Receiver off+ SAR sensor on
WLAN Antenna	Power Level A1	Power Level B1	Power Level C1

The average conducted power for Wi-Fi 2.4G ANT6 is as following:

Power Level A1/C1

802.11b									
Channel\data rate	1Mbps	2Mbps	5.5Mbps	11Mbps	Tune up				
11(2462MHz)	10.02	/	/	/	11.50				
6(2437(MHz)	9.78	/	/	/	11.50				
1(2412MHz)	10.11	9.98	8.36	7.80	11.50				
802.11g									
Channel\data rate	6Mbps	9Mbps	12Mbps	18Mbps	24Mbps	36Mbps	48Mbps	54Mbps	Tune up
11(2462MHz)	10.04	9.95	9.46	10.03	10.03	10.00	10.02	10.01	11.50
6(2437(MHz)	9.79	/	/	/	/	/	/	/	11.50
1(2412MHz)	9.94	/	/	/	/	/	/	/	11.50
802.11n-20MHz									
Channel\data rate	MCS0	MCS1	MCS2	MCS3	MCS4	MCS5	MCS6	MCS7	Tune up
11(2462MHz)	9.66	9.68	9.67	9.64	10.09	10.02	10.06	10.07	11.50
6(2437(MHz)	9.55	/	/	/	9.88	/	/	/	11.50
1(2412MHz)	9.57	/	/	/	10.00	/	/	/	11.50
802.11n-40MHz									
Channel\data rate	MCS0	MCS1	MCS2	MCS3	MCS4	MCS5	MCS6	MCS7	Tune up
9(2452MHz)	10.43	/	/	/	/	/	/	/	11.50
6(2437MHz)	10.60	10.54	10.23	10.24	10.22	10.23	10.21	10.22	11.50
3(2422MHz)	10.38	/	/	/	/	/	/	/	11.50
802.11ax-20MHz									
Channel\data rate	MCS0	MCS1	MCS2	MCS3	MCS4	MCS5	MCS6	MCS7	Tune up
11(2462MHz)	9.87	9.85	9.90	9.86	10.13	10.10	10.16	10.10	11.50
6(2437(MHz)	9.71	/	/	/	/	/	9.91	/	11.50
1(2412MHz)	9.77	/	/	/	/	/	10.08	/	11.50
802.11ax-40MHz									
Channel\data rate	MCS0	MCS1	MCS2	MCS3	MCS4	MCS5	MCS6	MCS7	Tune up
9(2452MHz)	10.15	/	/	/	/	/	/	/	11.50
6(2437MHz)	10.29	10.28	10.19	1.19	10.22	10.23	10.24	10.25	11.50
3(2422MHz)	10.06	/	/	/	/	/	/	/	11.50

Power Level B1

802.11b									
Channel\data rate	1Mbps	2Mbps	5.5Mbps	11Mbps	Tune up				
11(2462MHz)	16.47	/	/	/	17.50				
6(2437(MHz)	16.43	/	/	/	17.50				
1(2412MHz)	16.51	16.50	14.94	14.09	17.50				
802.11g									
Channel\data rate	6Mbps	9Mbps	12Mbps	18Mbps	24Mbps	36Mbps	48Mbps	54Mbps	Tune up
11(2462MHz)	14.83	/	/	14.94	/	/	/	/	16.00
10(2457MHz)	15.36	/	/	15.55	/	/	/	/	16.50
6(2437(MHz)	15.35	/	/	15.28	/	/	/	/	16.50
1(2412MHz)	15.39	15.32	14.89	15.33	15.45	13.33	13.32	13.32	16.50
802.11n-20MHz									
Channel\data rate	MCS0	MCS1	MCS2	MCS3	MCS4	MCS5	MCS6	MCS7	Tune up
11(2462MHz)	14.56	/	/	/	14.92	/	/	/	16.00
10(2457MHz)	15.08	15.07	15.34	15.45	15.62	13.58	13.55	13.58	16.50
6(2437(MHz)	14.96	/	/	/	15.38	/	/	/	16.50
1(2412MHz)	15.02	/	/	/	15.52	/	/	/	16.50
802.11n-40MHz									
Channel\data rate	MCS0	MCS1	MCS2	MCS3	MCS4	MCS5	MCS6	MCS7	Tune up
9(2452MHz)	14.07	/	/	/	/	/	/	/	15.00
6(2437MHz)	14.38	14.34	14.08	14.01	13.96	13.01	12.96	13.07	15.00
3(2422MHz)	14.19	/	/	/	/	/	/	/	15.00
802.11ax-20MHz									
Channel\data rate	MCS0	MCS1	MCS2	MCS3	MCS4	MCS5	MCS6	MCS7	Tune up
11(2462MHz)	13.00	12.99	13.02	13.01	13.23	13.20	13.22	11.28	14.50
6(2437(MHz)	12.83	/	/	/	13.08	/	/	/	14.50
1(2412MHz)	12.96	/	/	/	13.11	/	/	/	14.50
802.11ax-40MHz									
Channel\data rate	MCS0	MCS1	MCS2	MCS3	MCS4	MCS5	MCS6	MCS7	Tune up
9(2452MHz)	13.22	/	/	/	/	/	/	/	14.50
6(2437MHz)	13.39	13.37	13.25	13.28	13.37	13.34	13.34	11.39	14.50
3(2422MHz)	13.16	/	/	/	/	/	/	/	14.50

The average conducted power for Wi-Fi 2.4G ANT10 is as following:
Power Level A1/C1

802.11b									
Channel\data rate	1Mbps	2Mbps	5.5Mbps	11Mbps	Tune up				
11(2462MHz)	9.67	/	/	/	11.50				
6(2437(MHz)	9.73	/	/	/	11.50				
1(2412MHz)	9.78	9.70	8.05	7.15	11.50				
802.11g									
Channel\data rate	6Mbps	9Mbps	12Mbps	18Mbps	24Mbps	36Mbps	48Mbps	54Mbps	Tune up
11(2462MHz)	9.90	/	/	/	/	/	/	/	11.50
6(2437(MHz)	9.93	/	/	/	/	/	/	/	11.50
1(2412MHz)	9.99	9.97	9.42	9.98	9.88	9.84	9.82	9.80	11.50
802.11n-20MHz									
Channel\data rate	MCS0	MCS1	MCS2	MCS3	MCS4	MCS5	MCS6	MCS7	Tune up
11(2462MHz)	9.64	/	/	/	/	/	/	/	11.50
6(2437(MHz)	9.62	/	/	/	/	/	/	/	11.50
1(2412MHz)	9.72	9.53	9.55	9.42	9.55	9.55	9.59	9.59	11.50
802.11n-40MHz									
Channel\data rate	MCS0	MCS1	MCS2	MCS3	MCS4	MCS5	MCS6	MCS7	Tune up
9(2452MHz)	9.70	/	/	/	/	/	/	/	11.50
6(2437MHz)	9.87	9.82	9.46	9.39	9.31	9.35	9.35	9.33	11.50
3(2422MHz)	9.81	/	/	/	/	/	/	/	11.50
802.11ax-20MHz									
Channel\data rate	MCS0	MCS1	MCS2	MCS3	MCS4	MCS5	MCS6	MCS7	Tune up
11(2462MHz)	9.56	/	/	/	/	/	/	/	11.50
6(2437(MHz)	9.55	/	/	/	/	/	/	/	11.50
1(2412MHz)	9.65	9.58	9.46	9.43	9.62	9.64	9.63	9.62	11.50
802.11ax-40MHz									
Channel\data rate	MCS0	MCS1	MCS2	MCS3	MCS4	MCS5	MCS6	MCS7	Tune up
9(2452MHz)	9.86	/	/	/	/	/	/	/	11.50
6(2437MHz)	9.93	9.86	9.69	9.58	9.52	9.53	9.55	9.57	11.50
3(2422MHz)	9.92	/	/	/	/	/	/	/	11.50

Power Level B1

802.11b									
Channel\data rate	1Mbps	2Mbps	5.5Mbps	11Mbps	Tune up				
11(2462MHz)	15.60	/	/	/	17.50				
6(2437(MHz)	15.50	/	/	/	17.50				
1(2412MHz)	15.69	15.55	14.32	13.39	17.50				
802.11g									
Channel\data rate	6Mbps	9Mbps	12Mbps	18Mbps	24Mbps	36Mbps	48Mbps	54Mbps	Tune up
11(2462MHz)	14.20	/	/	/	/	/	/	/	16.00
10(2457MHz)	14.72	14.71	14.55	14.58	14.51	12.62	12.62	12.62	16.50
6(2437(MHz)	14.48	/	/	/	/	/	/	/	16.50
1(2412MHz)	14.44	/	/	/	/	/	/	/	16.50
802.11n-20MHz									
Channel\data rate	MCS0	MCS1	MCS2	MCS3	MCS4	MCS5	MCS6	MCS7	Tune up
11(2462MHz)	14.02	/	/	/	14.04	/	/	/	16.00
10(2457MHz)	14.55	14.53	14.51	14.52	14.59	12.65	12.67	12.70	16.50
6(2437(MHz)	14.51	/	/	/	14.52	/	/	/	16.50
1(2412MHz)	14.51	/	/	/	14.53	/	/	/	16.50
802.11n-40MHz									
Channel\data rate	MCS0	MCS1	MCS2	MCS3	MCS4	MCS5	MCS6	MCS7	Tune up
9(2452MHz)	13.52	/	/	/	/	/	/	/	15.00
6(2437MHz)	13.61	13.60	13.23	13.22	13.20	12.20	12.19	12.20	15.00
3(2422MHz)	13.45	/	/	/	/	/	/	/	15.00
802.11ax-20MHz									
Channel\data rate	MCS0	MCS1	MCS2	MCS3	MCS4	MCS5	MCS6	MCS7	Tune up
11(2462MHz)	12.58	12.53	12.43	12.43	12.51	12.53	12.54	10.50	14.50
6(2437(MHz)	12.50	/	/	/	/	/	/	/	14.50
1(2412MHz)	12.51	/	/	/	/	/	/	/	14.50
802.11ax-40MHz									
Channel\data rate	MCS0	MCS1	MCS2	MCS3	MCS4	MCS5	MCS6	MCS7	Tune up
9(2452MHz)	12.77	/	/	/	/	/	/	/	14.50
6(2437MHz)	12.83	12.80	12.65	12.64	12.72	12.65	12.71	10.56	14.50
3(2422MHz)	12.64	/	/	/	/	/	/	/	14.50

The tune up power for Wi-Fi 5G is as following:

Power Level A1/C1

WIFI 5G(SISO)					
	Mode	Channel	Frequency	power setting(dBm)	tune up (dBm)
			(MHz)		
5GHz WLAN	802.11a 6Mbps	36-64	5180-5320	11	11.5
		100-144	5500-5720	11	11.5
		149-165	5745-5825	11	11.5
	802.11a 9Mbps	36-64	5180-5320	11	11.5
		100-144	5500-5720	11	11.5
		149-165	5745-5825	11	11.5
	802.11a 12Mbps	36-64	5180-5320	11	11.5
		100-144	5500-5720	11	11.5
		149-165	5745-5825	11	11.5
	802.11a 18Mbps	36-64	5180-5320	11	11.5
		100-144	5500-5720	11	11.5
		149-165	5745-5825	11	11.5
	802.11a 24Mbps	36-64	5180-5320	11	11.5
		100-144	5500-5720	11	11.5
		149-165	5745-5825	11	11.5
	802.11a 36Mbps	36-64	5180-5320	11	11.5
		100-144	5500-5720	11	11.5
		149-165	5745-5825	11	11.5
	802.11a 48Mbps	36-64	5180-5320	11	11.5
		100-144	5500-5720	11	11.5
		149-165	5745-5825	11	11.5
	802.11a 54Mbps	36-64	5180-5320	11	11.5
		100-144	5500-5720	11	11.5
		149-165	5745-5825	11	11.5
	802.11n-HT20 MCS0	36-64	5180-5320	11	11.5
		100-144	5500-5720	11	11.5
		149-165	5745-5825	11	11.5
	802.11n-HT20 MCS1	36-64	5180-5320	11	11.5
		100-144	5500-5720	11	11.5
		149-165	5745-5825	11	11.5
802.11n-HT20 MCS2	36-64	5180-5320	11	11.5	
	100-144	5500-5720	11	11.5	
	149-165	5745-5825	11	11.5	
802.11n-HT20 MCS3	36-64	5180-5320	11	11.5	
	100-144	5500-5720	11	11.5	
	149-165	5745-5825	11	11.5	
802.11n-HT20 MCS4	36-64	5180-5320	11	11.5	

		100-144	5500-5720	11	11.5
		149-165	5745-5825	11	11.5
	802.11n-HT20 MCS5	36-64	5180-5320	11	11.5
		100-144	5500-5720	11	11.5
		149-165	5745-5825	11	11.5
	802.11n-HT20 MCS6	36-64	5180-5320	11	11.5
		100-144	5500-5720	11	11.5
		149-165	5745-5825	11	11.5
	802.11n-HT20 MCS7	36-64	5180-5320	11	11.5
		100-144	5500-5720	11	11.5
		149-165	5745-5825	11	11.5
	802.11n-HT40 MCS0	36-64	5180-5320	11	11.5
		100-144	5500-5720	11	11.5
		149-165	5745-5825	11	11.5
	802.11n-HT40 MCS1	36-64	5180-5320	11	11.5
		100-144	5500-5720	11	11.5
		149-165	5745-5825	11	11.5
	802.11n-HT40 MCS2	36-64	5180-5320	11	11.5
		100-144	5500-5720	11	11.5
		149-165	5745-5825	11	11.5
	802.11n-HT40 MCS3	36-64	5180-5320	11	11.5
		100-144	5500-5720	11	11.5
		149-165	5745-5825	11	11.5
	802.11n-HT40 MCS4	36-64	5180-5320	11	11.5
		100-144	5500-5720	11	11.5
		149-165	5745-5825	11	11.5
	802.11n-HT40 MCS5	36-64	5180-5320	11	11.5
		100-144	5500-5720	11	11.5
		149-165	5745-5825	11	11.5
	802.11n-HT40 MCS6	36-64	5180-5320	11	11.5
		100-144	5500-5720	11	11.5
		149-165	5745-5825	11	11.5
	802.11n-HT40 MCS7	36-64	5180-5320	11	11.5
		100-144	5500-5720	11	11.5
		149-165	5745-5825	11	11.5
	802.11AC-HT20 MCS0	36-64	5180-5320	11	11.5
		100-144	5500-5720	11	11.5
		149-165	5745-5825	11	11.5
	802.11AC-HT20 MCS1	36-64	5180-5320	11	11.5
		100-144	5500-5720	11	11.5
		149-165	5745-5825	11	11.5
		36-64	5180-5320	11	11.5

802.11AC-HT20 MCS2	100-144	5500-5720	11	11.5
	149-165	5745-5825	11	11.5
802.11AC-HT20 MCS3	36-64	5180-5320	11	11.5
	100-144	5500-5720	11	11.5
802.11AC-HT20 MCS4	149-165	5745-5825	11	11.5
	36-64	5180-5320	11	11.5
802.11AC-HT20 MCS5	100-144	5500-5720	11	11.5
	149-165	5745-5825	11	11.5
802.11AC-HT20 MCS6	36-64	5180-5320	11	11.5
	100-144	5500-5720	11	11.5
802.11AC-HT20 MCS7	149-165	5745-5825	11	11.5
	36-64	5180-5320	11	11.5
802.11AC-HT20 MCS8	100-144	5500-5720	11	11.5
	149-165	5745-5825	11	11.5
802.11AC-HT40 MCS0	36-64	5180-5320	11	11.5
	100-144	5500-5720	11	11.5
802.11AC-HT40 MCS1	149-165	5745-5825	11	11.5
	36-64	5180-5320	11	11.5
802.11AC-HT40 MCS2	100-144	5500-5720	11	11.5
	149-165	5745-5825	11	11.5
802.11AC-HT40 MCS3	36-64	5180-5320	11	11.5
	100-144	5500-5720	11	11.5
802.11AC-HT40 MCS4	149-165	5745-5825	11	11.5
	36-64	5180-5320	11	11.5
802.11AC-HT40 MCS5	100-144	5500-5720	11	11.5
	149-165	5745-5825	11	11.5
802.11AC-HT40 MCS6	36-64	5180-5320	11	11.5
	100-144	5500-5720	11	11.5
	149-165	5745-5825	11	11.5
	36-64	5180-5320	11	11.5

802.11AC-HT40 MCS7	100-144	5500-5720	11	11.5
	149-165	5745-5825	11	11.5
	36-64	5180-5320	11	11.5
802.11AC-HT40 MCS8	100-144	5500-5720	11	11.5
	149-165	5745-5825	11	11.5
	36-64	5180-5320	11	11.5
802.11AC-HT40 MCS9	100-144	5500-5720	11	11.5
	149-165	5745-5825	11	11.5
	36-64	5180-5320	11	11.5
802.11AC-HT80 MCS0	100-144	5500-5720	11	11.5
	149-165	5745-5825	11	11.5
	36-64	5180-5320	11	11.5
802.11AC-HT80 MCS1	100-144	5500-5720	11	11.5
	149-165	5745-5825	11	11.5
	36-64	5180-5320	11	11.5
802.11AC-HT80 MCS2	100-144	5500-5720	11	11.5
	149-165	5745-5825	11	11.5
	36-64	5180-5320	11	11.5
802.11AC-HT80 MCS3	100-144	5500-5720	11	11.5
	149-165	5745-5825	11	11.5
	36-64	5180-5320	11	11.5
802.11AC-HT80 MCS4	100-144	5500-5720	11	11.5
	149-165	5745-5825	11	11.5
	36-64	5180-5320	11	11.5
802.11AC-HT80 MCS5	100-144	5500-5720	11	11.5
	149-165	5745-5825	11	11.5
	36-64	5180-5320	11	11.5
802.11AC-HT80 MCS6	100-144	5500-5720	11	11.5
	149-165	5745-5825	11	11.5
	36-64	5180-5320	11	11.5
802.11AC-HT80 MCS7	100-144	5500-5720	11	11.5
	149-165	5745-5825	11	11.5
	36-64	5180-5320	11	11.5
802.11AC-HT80 MCS8	100-144	5500-5720	11	11.5
	149-165	5745-5825	11	11.5
	36-64	5180-5320	11	11.5
802.11AC-HT80 MCS9	100-144	5500-5720	11	11.5
	149-165	5745-5825	11	11.5
	36-64	5180-5320	11	11.5
802.11AX-HT20 MCS0	100-144	5500-5720	11	11.5
	149-165	5745-5825	11	11.5
	36-64	5180-5320	11	11.5

802.11AX-HT20 MCS1	36-64	5180-5320	11	11.5
	100-144	5500-5720	11	11.5
	149-165	5745-5825	11	11.5
802.11AX-HT20 MCS2	36-64	5180-5320	11	11.5
	100-144	5500-5720	11	11.5
	149-165	5745-5825	11	11.5
802.11AX-HT20 MCS3	36-64	5180-5320	11	11.5
	100-144	5500-5720	11	11.5
	149-165	5745-5825	11	11.5
802.11AX-HT20 MCS4	36-64	5180-5320	11	11.5
	100-144	5500-5720	11	11.5
	149-165	5745-5825	11	11.5
802.11AX-HT20 MCS5	36-64	5180-5320	11	11.5
	100-144	5500-5720	11	11.5
	149-165	5745-5825	11	11.5
802.11AX-HT20 MCS6	36-64	5180-5320	11	11.5
	100-144	5500-5720	11	11.5
	149-165	5745-5825	11	11.5
802.11AX-HT20 MCS7	36-64	5180-5320	11	11.5
	100-144	5500-5720	11	11.5
	149-165	5745-5825	11	11.5
802.11AX-HT20 MCS8	36-64	5180-5320	11	11.5
	100-144	5500-5720	11	11.5
	149-165	5745-5825	11	11.5
802.11AX-HT20 MCS9	36-64	5180-5320	11	11.5
	100-144	5500-5720	11	11.5
	149-165	5745-5825	11	11.5
802.11AX-HT20 MCS10	36-64	5180-5320	11	11.5
	100-144	5500-5720	11	11.5
	149-165	5745-5825	11	11.5
802.11AX-HT20 MCS11	36-64	5180-5320	11	11.5
	100-144	5500-5720	11	11.5
	149-165	5745-5825	11	11.5
802.11AX-HT40 MCS0	36-64	5180-5320	11	11.5
	100-144	5500-5720	11	11.5
	149-165	5745-5825	11	11.5
802.11AX-HT40 MCS1	36-64	5180-5320	11	11.5
	100-144	5500-5720	11	11.5
	149-165	5745-5825	11	11.5
802.11AX-HT40 MCS2	36-64	5180-5320	11	11.5
	100-144	5500-5720	11	11.5
	149-165	5745-5825	11	11.5

802.11AX-HT40 MCS3	36-64	5180-5320	11	11.5
	100-144	5500-5720	11	11.5
	149-165	5745-5825	11	11.5
802.11AX-HT40 MCS4	36-64	5180-5320	11	11.5
	100-144	5500-5720	11	11.5
	149-165	5745-5825	11	11.5
802.11AX-HT40 MCS5	36-64	5180-5320	11	11.5
	100-144	5500-5720	11	11.5
	149-165	5745-5825	11	11.5
802.11AX-HT40 MCS6	36-64	5180-5320	11	11.5
	100-144	5500-5720	11	11.5
	149-165	5745-5825	11	11.5
802.11AX-HT40 MCS7	36-64	5180-5320	11	11.5
	100-144	5500-5720	11	11.5
	149-165	5745-5825	11	11.5
802.11AX-HT40 MCS8	36-64	5180-5320	11	11.5
	100-144	5500-5720	11	11.5
	149-165	5745-5825	11	11.5
802.11AX-HT40 MCS9	36-64	5180-5320	11	11.5
	100-144	5500-5720	11	11.5
	149-165	5745-5825	11	11.5
802.11AX-HT40 MCS10	36-64	5180-5320	11	11.5
	100-144	5500-5720	11	11.5
	149-165	5745-5825	11	11.5
802.11AX-HT40 MCS11	36-64	5180-5320	11	11.5
	100-144	5500-5720	11	11.5
	149-165	5745-5825	11	11.5
802.11AX-HT80 MCS0	36-64	5180-5320	11	11.5
	100-144	5500-5720	11	11.5
	149-165	5745-5825	11	11.5
802.11AX-HT80 MCS1	36-64	5180-5320	11	11.5
	100-144	5500-5720	11	11.5
	149-165	5745-5825	11	11.5
802.11AX-HT80 MCS2	36-64	5180-5320	11	11.5
	100-144	5500-5720	11	11.5
	149-165	5745-5825	11	11.5
802.11AX-HT80 MCS3	36-64	5180-5320	11	11.5
	100-144	5500-5720	11	11.5
	149-165	5745-5825	11	11.5
802.11AX-HT80 MCS4	36-64	5180-5320	11	11.5
	100-144	5500-5720	11	11.5
	149-165	5745-5825	11	11.5

802.11AX-HT80 MCS5	36-64	5180-5320	11	11.5
	100-144	5500-5720	11	11.5
	149-165	5745-5825	11	11.5
802.11AX-HT80 MCS6	36-64	5180-5320	11	11.5
	100-144	5500-5720	11	11.5
	149-165	5745-5825	11	11.5
802.11AX-HT80 MCS7	36-64	5180-5320	11	11.5
	100-144	5500-5720	11	11.5
	149-165	5745-5825	11	11.5
802.11AX-HT80 MCS8	36-64	5180-5320	11	11.5
	100-144	5500-5720	11	11.5
	149-165	5745-5825	11	11.5
802.11AX-HT80 MCS9	36-64	5180-5320	11	11.5
	100-144	5500-5720	11	11.5
	149-165	5745-5825	11	11.5
802.11AX-HT80 MCS10	36-64	5180-5320	11	11.5
	100-144	5500-5720	11	11.5
	149-165	5745-5825	11	11.5
802.11AX-HT80 MCS11	36-64	5180-5320	11	11.5
	100-144	5500-5720	11	11.5
	149-165	5745-5825	11	11.5
802.11AX-HT160 MCS0	36-64	5180-5320	11	11.5
	100-144	5500-5720	11	11.5
	149-165	5745-5825	11	11.5
802.11AX-HT160 MCS1	36-64	5180-5320	11	11.5
	100-144	5500-5720	11	11.5
	149-165	5745-5825	11	11.5
802.11AX-HT160 MCS2	36-64	5180-5320	11	11.5
	100-144	5500-5720	11	11.5
	149-165	5745-5825	11	11.5
802.11AX-HT160 MCS3	36-64	5180-5320	11	11.5
	100-144	5500-5720	11	11.5
	149-165	5745-5825	11	11.5
802.11AX-HT160 MCS4	36-64	5180-5320	11	11.5
	100-144	5500-5720	11	11.5
	149-165	5745-5825	11	11.5
802.11AX-HT160 MCS5	36-64	5180-5320	11	11.5
	100-144	5500-5720	11	11.5
	149-165	5745-5825	11	11.5
802.11AX-HT160 MCS6	36-64	5180-5320	11	11.5
	100-144	5500-5720	11	11.5
	149-165	5745-5825	11	11.5

	802.11AX-HT160 MCS7	36-64	5180-5320	11	11.5
		100-144	5500-5720	11	11.5
		149-165	5745-5825	11	11.5
	802.11AX-HT160 MCS8	36-64	5180-5320	11	11.5
		100-144	5500-5720	11	11.5
		149-165	5745-5825	11	11.5
	802.11AX-HT160 MCS9	36-64	5180-5320	11	11.5
		100-144	5500-5720	11	11.5
		149-165	5745-5825	11	11.5
	802.11AX-HT160 MCS10	36-64	5180-5320	11	11.5
		100-144	5500-5720	11	11.5
		149-165	5745-5825	11	11.5
	802.11AX-HT160 MCS11	36-64	5180-5320	11	11.5
		100-144	5500-5720	11	11.5
		149-165	5745-5825	11	11.5

WIFI 5G(MIMO)					
	Mode	Channel	Frequency	power setting(dBm)	tune up (dBm)
			(MHz)		
5GHz WLAN	802.11a 6Mbps	36-64	5180-5320	11	11.5
		100-144	5500-5720	11	11.5
		149-165	5745-5825	11	11.5
	802.11a 9Mbps	36-64	5180-5320	11	11.5
		100-144	5500-5720	11	11.5
		149-165	5745-5825	11	11.5
	802.11a 12Mbps	36-64	5180-5320	11	11.5
		100-144	5500-5720	11	11.5
		149-165	5745-5825	11	11.5
	802.11a 18Mbps	36-64	5180-5320	11	11.5
		100-144	5500-5720	11	11.5
		149-165	5745-5825	11	11.5
	802.11a 24Mbps	36-64	5180-5320	11	11.5
		100-144	5500-5720	11	11.5
		149-165	5745-5825	11	11.5
	802.11a 36Mbps	36-64	5180-5320	11	11.5
		100-144	5500-5720	11	11.5
		149-165	5745-5825	11	11.5
	802.11a 48Mbps	36-64	5180-5320	11	11.5
		100-144	5500-5720	11	11.5
		149-165	5745-5825	11	11.5
	802.11a 54Mbps	36-64	5180-5320	11	11.5
		100-144	5500-5720	11	11.5

		149-165	5745-5825	11	11.5
802.11n-HT20 MCS0		36-64	5180-5320	11	11.5
		100-144	5500-5720	11	11.5
		149-165	5745-5825	11	11.5
802.11n-HT20 MCS1		36-64	5180-5320	11	11.5
		100-144	5500-5720	11	11.5
		149-165	5745-5825	11	11.5
802.11n-HT20 MCS2		36-64	5180-5320	11	11.5
		100-144	5500-5720	11	11.5
		149-165	5745-5825	11	11.5
802.11n-HT20 MCS3		36-64	5180-5320	11	11.5
		100-144	5500-5720	11	11.5
		149-165	5745-5825	11	11.5
802.11n-HT20 MCS4		36-64	5180-5320	11	11.5
		100-144	5500-5720	11	11.5
		149-165	5745-5825	11	11.5
802.11n-HT20 MCS5		36-64	5180-5320	11	11.5
		100-144	5500-5720	11	11.5
		149-165	5745-5825	11	11.5
802.11n-HT20 MCS6		36-64	5180-5320	11	11.5
		100-144	5500-5720	11	11.5
		149-165	5745-5825	11	11.5
802.11n-HT20 MCS7		36-64	5180-5320	11	11.5
		100-144	5500-5720	11	11.5
		149-165	5745-5825	11	11.5
802.11n-HT40 MCS0		36-64	5180-5320	11	11.5
		100-144	5500-5720	11	11.5
		149-165	5745-5825	11	11.5
802.11n-HT40 MCS1		36-64	5180-5320	11	11.5
		100-144	5500-5720	11	11.5
		149-165	5745-5825	11	11.5
802.11n-HT40 MCS2		36-64	5180-5320	11	11.5
		100-144	5500-5720	11	11.5
		149-165	5745-5825	11	11.5
802.11n-HT40 MCS3		36-64	5180-5320	11	11.5
		100-144	5500-5720	11	11.5
		149-165	5745-5825	11	11.5
802.11n-HT40 MCS4		36-64	5180-5320	11	11.5
		100-144	5500-5720	11	11.5
		149-165	5745-5825	11	11.5
802.11n-HT40 MCS5		36-64	5180-5320	11	11.5
		100-144	5500-5720	11	11.5

		149-165	5745-5825	11	11.5
802.11n-HT40 MCS6		36-64	5180-5320	11	11.5
		100-144	5500-5720	11	11.5
		149-165	5745-5825	11	11.5
802.11n-HT40 MCS7		36-64	5180-5320	11	11.5
		100-144	5500-5720	11	11.5
		149-165	5745-5825	11	11.5
802.11AC-HT20 MCS0		36-64	5180-5320	11	11.5
		100-144	5500-5720	11	11.5
		149-165	5745-5825	11	11.5
802.11AC-HT20 MCS1		36-64	5180-5320	11	11.5
		100-144	5500-5720	11	11.5
		149-165	5745-5825	11	11.5
802.11AC-HT20 MCS2		36-64	5180-5320	11	11.5
		100-144	5500-5720	11	11.5
		149-165	5745-5825	11	11.5
802.11AC-HT20 MCS3		36-64	5180-5320	11	11.5
		100-144	5500-5720	11	11.5
		149-165	5745-5825	11	11.5
802.11AC-HT20 MCS4		36-64	5180-5320	11	11.5
		100-144	5500-5720	11	11.5
		149-165	5745-5825	11	11.5
802.11AC-HT20 MCS5		36-64	5180-5320	11	11.5
		100-144	5500-5720	11	11.5
		149-165	5745-5825	11	11.5
802.11AC-HT20 MCS6		36-64	5180-5320	11	11.5
		100-144	5500-5720	11	11.5
		149-165	5745-5825	11	11.5
802.11AC-HT20 MCS7		36-64	5180-5320	11	11.5
		100-144	5500-5720	11	11.5
		149-165	5745-5825	11	11.5
802.11AC-HT20 MCS8		36-64	5180-5320	11	11.5
		100-144	5500-5720	11	11.5
		149-165	5745-5825	11	11.5
802.11AC-HT40 MCS0		36-64	5180-5320	11	11.5
		100-144	5500-5720	11	11.5
		149-165	5745-5825	11	11.5
802.11AC-HT40 MCS1		36-64	5180-5320	11	11.5
		100-144	5500-5720	11	11.5
		149-165	5745-5825	11	11.5
802.11AC-HT40 MCS2		36-64	5180-5320	11	11.5
		100-144	5500-5720	11	11.5

		149-165	5745-5825	11	11.5
802.11AC-HT40 MCS3		36-64	5180-5320	11	11.5
		100-144	5500-5720	11	11.5
		149-165	5745-5825	11	11.5
802.11AC-HT40 MCS4		36-64	5180-5320	11	11.5
		100-144	5500-5720	11	11.5
		149-165	5745-5825	11	11.5
802.11AC-HT40 MCS5		36-64	5180-5320	11	11.5
		100-144	5500-5720	11	11.5
		149-165	5745-5825	11	11.5
802.11AC-HT40 MCS6		36-64	5180-5320	11	11.5
		100-144	5500-5720	11	11.5
		149-165	5745-5825	11	11.5
802.11AC-HT40 MCS7		36-64	5180-5320	11	11.5
		100-144	5500-5720	11	11.5
		149-165	5745-5825	11	11.5
802.11AC-HT40 MCS8		36-64	5180-5320	11	11.5
		100-144	5500-5720	11	11.5
		149-165	5745-5825	11	11.5
802.11AC-HT40 MCS9		36-64	5180-5320	11	11.5
		100-144	5500-5720	11	11.5
		149-165	5745-5825	11	11.5
802.11AC-HT80 MCS0		36-64	5180-5320	11	11.5
		100-144	5500-5720	11	11.5
		149-165	5745-5825	11	11.5
802.11AC-HT80 MCS1		36-64	5180-5320	11	11.5
		100-144	5500-5720	11	11.5
		149-165	5745-5825	11	11.5
802.11AC-HT80 MCS2		36-64	5180-5320	11	11.5
		100-144	5500-5720	11	11.5
		149-165	5745-5825	11	11.5
802.11AC-HT80 MCS3		36-64	5180-5320	11	11.5
		100-144	5500-5720	11	11.5
		149-165	5745-5825	11	11.5
802.11AC-HT80 MCS4		36-64	5180-5320	11	11.5
		100-144	5500-5720	11	11.5
		149-165	5745-5825	11	11.5
802.11AC-HT80 MCS5		36-64	5180-5320	11	11.5
		100-144	5500-5720	11	11.5
		149-165	5745-5825	11	11.5
802.11AC-HT80 MCS6		36-64	5180-5320	11	11.5
		100-144	5500-5720	11	11.5

	802.11AC-HT80 MCS7	149-165	5745-5825	11	11.5
		36-64	5180-5320	11	11.5
		100-144	5500-5720	11	11.5
		149-165	5745-5825	11	11.5
	802.11AC-HT80 MCS8	36-64	5180-5320	11	11.5
		100-144	5500-5720	11	11.5
		149-165	5745-5825	11	11.5
	802.11AC-HT80 MCS9	36-64	5180-5320	11	11.5
		100-144	5500-5720	11	11.5
		149-165	5745-5825	11	11.5

	802.11AX-HT20 MCS0	36-64	5180-5320	11	11.5
		100-144	5500-5720	11	11.5
		149-165	5745-5825	11	11.5
	802.11AX-HT20 MCS1	36-64	5180-5320	11	11.5
		100-144	5500-5720	11	11.5
		149-165	5745-5825	11	11.5
	802.11AX-HT20 MCS2	36-64	5180-5320	11	11.5
		100-144	5500-5720	11	11.5
		149-165	5745-5825	11	11.5
	802.11AX-HT20 MCS3	36-64	5180-5320	11	11.5
		100-144	5500-5720	11	11.5
		149-165	5745-5825	11	11.5
	802.11AX-HT20 MCS4	36-64	5180-5320	11	11.5
		100-144	5500-5720	11	11.5
		149-165	5745-5825	11	11.5
	802.11AX-HT20 MCS5	36-64	5180-5320	11	11.5
		100-144	5500-5720	11	11.5
		149-165	5745-5825	11	11.5
	802.11AX-HT20 MCS6	36-64	5180-5320	11	11.5
		100-144	5500-5720	11	11.5
		149-165	5745-5825	11	11.5
	802.11AX-HT20 MCS7	36-64	5180-5320	11	11.5
		100-144	5500-5720	11	11.5
		149-165	5745-5825	11	11.5
	802.11AX-HT20 MCS8	36-64	5180-5320	11	11.5
		100-144	5500-5720	11	11.5
		149-165	5745-5825	11	11.5
802.11AX-HT20 MCS9	36-64	5180-5320	11	11.5	
	100-144	5500-5720	11	11.5	
	149-165	5745-5825	11	11.5	
		36-64	5180-5320	11	11.5

802.11AX-HT20 MCS10	100-144	5500-5720	11	11.5
	149-165	5745-5825	11	11.5
802.11AX-HT20 MCS11	36-64	5180-5320	11	11.5
	100-144	5500-5720	11	11.5
802.11AX-HT40 MCS0	149-165	5745-5825	11	11.5
	36-64	5180-5320	11	11.5
802.11AX-HT40 MCS1	100-144	5500-5720	11	11.5
	149-165	5745-5825	11	11.5
802.11AX-HT40 MCS2	36-64	5180-5320	11	11.5
	100-144	5500-5720	11	11.5
802.11AX-HT40 MCS3	149-165	5745-5825	11	11.5
	36-64	5180-5320	11	11.5
802.11AX-HT40 MCS4	100-144	5500-5720	11	11.5
	149-165	5745-5825	11	11.5
802.11AX-HT40 MCS5	36-64	5180-5320	11	11.5
	100-144	5500-5720	11	11.5
802.11AX-HT40 MCS6	149-165	5745-5825	11	11.5
	36-64	5180-5320	11	11.5
802.11AX-HT40 MCS7	100-144	5500-5720	11	11.5
	149-165	5745-5825	11	11.5
802.11AX-HT40 MCS8	36-64	5180-5320	11	11.5
	100-144	5500-5720	11	11.5
802.11AX-HT40 MCS9	149-165	5745-5825	11	11.5
	36-64	5180-5320	11	11.5
802.11AX-HT40 MCS10	100-144	5500-5720	11	11.5
	149-165	5745-5825	11	11.5
802.11AX-HT40 MCS11	36-64	5180-5320	11	11.5
	100-144	5500-5720	11	11.5
	149-165	5745-5825	11	11.5
	36-64	5180-5320	11	11.5

802.11AX-HT80 MCS0	100-144	5500-5720	11	11.5
	149-165	5745-5825	11	11.5
802.11AX-HT80 MCS1	36-64	5180-5320	11	11.5
	100-144	5500-5720	11	11.5
802.11AX-HT80 MCS2	149-165	5745-5825	11	11.5
	36-64	5180-5320	11	11.5
802.11AX-HT80 MCS3	100-144	5500-5720	11	11.5
	149-165	5745-5825	11	11.5
802.11AX-HT80 MCS4	36-64	5180-5320	11	11.5
	100-144	5500-5720	11	11.5
802.11AX-HT80 MCS5	149-165	5745-5825	11	11.5
	36-64	5180-5320	11	11.5
802.11AX-HT80 MCS6	100-144	5500-5720	11	11.5
	149-165	5745-5825	11	11.5
802.11AX-HT80 MCS7	36-64	5180-5320	11	11.5
	100-144	5500-5720	11	11.5
802.11AX-HT80 MCS8	149-165	5745-5825	11	11.5
	36-64	5180-5320	11	11.5
802.11AX-HT80 MCS9	100-144	5500-5720	11	11.5
	149-165	5745-5825	11	11.5
802.11AX-HT80 MCS10	36-64	5180-5320	11	11.5
	100-144	5500-5720	11	11.5
802.11AX-HT80 MCS11	149-165	5745-5825	11	11.5
	36-64	5180-5320	11	11.5
802.11AX-HT160 MCS0	100-144	5500-5720	11	11.5
	149-165	5745-5825	11	11.5
802.11AX-HT160 MCS1	36-64	5180-5320	11	11.5
	100-144	5500-5720	11	11.5
	149-165	5745-5825	11	11.5
	36-64	5180-5320	11	11.5

802.11AX-HT160 MCS2	100-144	5500-5720	11	11.5
	149-165	5745-5825	11	11.5
802.11AX-HT160 MCS3	36-64	5180-5320	11	11.5
	100-144	5500-5720	11	11.5
802.11AX-HT160 MCS4	149-165	5745-5825	11	11.5
	36-64	5180-5320	11	11.5
802.11AX-HT160 MCS5	100-144	5500-5720	11	11.5
	149-165	5745-5825	11	11.5
802.11AX-HT160 MCS6	36-64	5180-5320	11	11.5
	100-144	5500-5720	11	11.5
802.11AX-HT160 MCS7	149-165	5745-5825	11	11.5
	36-64	5180-5320	11	11.5
802.11AX-HT160 MCS8	100-144	5500-5720	11	11.5
	149-165	5745-5825	11	11.5
802.11AX-HT160 MCS9	36-64	5180-5320	11	11.5
	100-144	5500-5720	11	11.5
802.11AX-HT160 MCS10	149-165	5745-5825	11	11.5
	36-64	5180-5320	11	11.5
802.11AX-HT160 MCS11	100-144	5500-5720	11	11.5
	149-165	5745-5825	11	11.5

Power Level B1:

WI-FI 5G(SISO)					
	Mode	Channel	Frequency	power setting(dBm)	tune up (dBm)
			(MHz)		
5GHz WLAN	802.11a 6Mbps	36-63	5180-5315	16	16.5
		64	5320	15	15.5
		100-144	5500-5720	16	16.5
		149-165	5745-5825	16	16.5
	802.11a 9Mbps	36-63	5180-5315	16	16.5
		64	5320	15	15.5
		100-144	5500-5720	16	16.5
		149-165	5745-5825	16	16.5
	802.11a 12Mbps	36-63	5180-5315	16	16.5
		64	5320	15	15.5
		100-144	5500-5720	16	16.5
		149-165	5745-5825	16	16.5
	802.11a 18Mbps	36-63	5180-5315	16	16.5
		64	5320	15	15.5
		100-144	5500-5720	16	16.5
		149-165	5745-5825	16	16.5
	802.11a 24Mbps	36-63	5180-5315	16	16.5
		64	5320	15	15.5
		100-144	5500-5720	16	16.5
		149-165	5745-5825	16	16.5
	802.11a 36Mbps	36-64	5180-5320	14	14.5
		100-144	5500-5720	14	14.5
		149-165	5745-5825	14	14.5
	802.11a 48Mbps	36-64	5180-5320	14	14.5
		100-144	5500-5720	14	14.5
		149-165	5745-5825	14	14.5
	802.11a 54Mbps	36-64	5180-5320	14	14.5
		100-144	5500-5720	14	14.5
		149-165	5745-5825	14	14.5
	802.11n-HT20 MCS0	36-64	5180-5320	16	16.5
		100-144	5500-5720	16	16.5
		149-165	5745-5825	16	16.5
	802.11n-HT20 MCS1	36-64	5180-5320	16	16.5
		100-144	5500-5720	16	16.5
		149-165	5745-5825	16	16.5
	802.11n-HT20 MCS2	36-64	5180-5320	16	16.5
		100-144	5500-5720	16	16.5
		149-165	5745-5825	16	16.5

	802.11n-HT20 MCS3	36-64	5180-5320	16	16.5
		100-144	5500-5720	16	16.5
		149-165	5745-5825	16	16.5
	802.11n-HT20 MCS4	36-64	5180-5320	16	16.5
		100-144	5500-5720	16	16.5
		149-165	5745-5825	16	16.5
	802.11n-HT20 MCS5	36-64	5180-5320	14	14.5
		100-144	5500-5720	14	14.5
		149-165	5745-5825	14	14.5
	802.11n-HT20 MCS6	36-64	5180-5320	14	14.5
		100-144	5500-5720	14	14.5
		149-165	5745-5825	14	14.5
	802.11n-HT20 MCS7	36-64	5180-5320	14	14.5
		100-144	5500-5720	14	14.5
		149-165	5745-5825	14	14.5
	802.11n-HT40 MCS0	36-64	5180-5320	15	15.5
		100-101	5500-5505	15	15.5
		102	5510	14	14.5
		103-144	5515-5720	15	15.5
		149-165	5745-5825	15	15.5
	802.11n-HT40 MCS1	36-64	5180-5320	15	15.5
		100-101	5500-5505	15	15.5
		102	5510	14	14.5
		103-144	5515-5720	15	15.5
		149-165	5745-5825	15	15.5
	802.11n-HT40 MCS2	36-64	5180-5320	15	15.5
		100-101	5500-5505	15	15.5
102		5510	14	14.5	
103-144		5515-5720	15	15.5	
149-165		5745-5825	15	15.5	
802.11n-HT40 MCS3	36-64	5180-5320	15	15.5	
	100-101	5500-5505	15	15.5	
	102	5510	14	14.5	
	103-144	5515-5720	15	15.5	
	149-165	5745-5825	15	15.5	
802.11n-HT40 MCS4	36-64	5180-5320	15	15.5	
	100-101	5500-5505	15	15.5	
	102	5510	14	14.5	
	103-144	5515-5720	15	15.5	
	149-165	5745-5825	15	15.5	
802.11n-HT40 MCS5	36-64	5180-5320	14	14.5	
	100-144	5500-5720	14	14.5	

		149-165	5745-5825	14	14.5
802.11n-HT40 MCS6		36-64	5180-5320	14	14.5
		100-144	5500-5720	14	14.5
		149-165	5745-5825	14	14.5
802.11n-HT40 MCS7		36-64	5180-5320	14	14.5
		100-144	5500-5720	14	14.5
		149-165	5745-5825	14	14.5
802.11AC-HT20 MCS0		36-64	5180-5320	15	15.5
		100-144	5500-5720	15	15.5
		149-165	5745-5825	15	15.5
802.11AC-HT20 MCS1		36-64	5180-5320	15	15.5
		100-144	5500-5720	15	15.5
		149-165	5745-5825	15	15.5
802.11AC-HT20 MCS2		36-64	5180-5320	15	15.5
		100-144	5500-5720	15	15.5
		149-165	5745-5825	15	15.5
802.11AC-HT20 MCS3		36-64	5180-5320	15	15.5
		100-144	5500-5720	15	15.5
		149-165	5745-5825	15	15.5
802.11AC-HT20 MCS4		36-64	5180-5320	15	15.5
		100-144	5500-5720	15	15.5
		149-165	5745-5825	15	15.5
802.11AC-HT20 MCS5		36-64	5180-5320	12.5	13
		100-144	5500-5720	12.5	13
		149-165	5745-5825	12.5	13
802.11AC-HT20 MCS6		36-64	5180-5320	12.5	13
		100-144	5500-5720	12.5	13
		149-165	5745-5825	12.5	13
802.11AC-HT20 MCS7		36-64	5180-5320	12.5	13
		100-144	5500-5720	12.5	13
		149-165	5745-5825	12.5	13
802.11AC-HT20 MCS8		36-64	5180-5320	12.5	13
		100-144	5500-5720	12.5	13
		149-165	5745-5825	12.5	13
802.11AC-HT40 MCS0		36-64	5180-5320	14.5	15
		100-101	5500-5505	14.5	15
		102	5510	14	14.5
		103-144	5515-5720	14.5	15
		149-165	5745-5825	14.5	15
802.11AC-HT40 MCS1		36-64	5180-5320	14.5	15
		100-101	5500-5505	14.5	15
		102	5510	14	14.5

		103-144	5515-5720	14.5	15
		149-165	5745-5825	14.5	15
	802.11AC-HT40 MCS2	36-64	5180-5320	14.5	15
		100-101	5500-5505	14.5	15
		102	5510	14	14.5
		103-144	5515-5720	14.5	15
		149-165	5745-5825	14.5	15
	802.11AC-HT40 MCS3	36-64	5180-5320	14.5	15
		100-101	5500-5505	14.5	15
		102	5510	14	14.5
		103-144	5515-5720	14.5	15
		149-165	5745-5825	14.5	15
	802.11AC-HT40 MCS4	36-64	5180-5320	14.5	15
		100-101	5500-5505	14.5	15
		102	5510	14	14.5
		103-144	5515-5720	14.5	15
		149-165	5745-5825	14.5	15
	802.11AC-HT40 MCS5	36-64	5180-5320	12.5	13
		100-144	5500-5720	12.5	13
		149-165	5745-5825	12.5	13
	802.11AC-HT40 MCS6	36-64	5180-5320	12.5	13
		100-144	5500-5720	12.5	13
		149-165	5745-5825	12.5	13
	802.11AC-HT40 MCS7	36-64	5180-5320	12.5	13
		100-144	5500-5720	12.5	13
		149-165	5745-5825	12.5	13
	802.11AC-HT40 MCS8	36-64	5180-5320	12.5	13
		100-144	5500-5720	12.5	13
		149-165	5745-5825	12.5	13
	802.11AC-HT40 MCS9	36-64	5180-5320	12.5	13
		100-144	5500-5720	12.5	13
		149-165	5745-5825	12.5	13
	802.11AC-HT80 MCS0	36-41	5180-5205	14.5	15
		42	5210	13.5	14
		43-64	5215-5320	14.5	15
		100-144	5500-5720	14.5	15
		149-165	5745-5825	14.5	15
	802.11AC-HT80 MCS1	36-41	5180-5205	14.5	15
		42	5210	13.5	14
		43-64	5215-5320	14.5	15
		100-144	5500-5720	14.5	15
		149-165	5745-5825	14.5	15

	802.11AC-HT80 MCS2	36-41	5180-5205	14.5	15
		42	5210	13.5	14
		43-64	5215-5320	14.5	15
		100-144	5500-5720	14.5	15
		149-165	5745-5825	14.5	15
	802.11AC-HT80 MCS3	36-41	5180-5205	14.5	15
		42	5210	13.5	14
		43-64	5215-5320	14.5	15
		100-144	5500-5720	14.5	15
		149-165	5745-5825	14.5	15
	802.11AC-HT80 MCS4	36-41	5180-5205	14.5	15
		42	5210	13.5	14
		43-64	5215-5320	14.5	15
		100-144	5500-5720	14.5	15
		149-165	5745-5825	14.5	15
	802.11AC-HT80 MCS5	36-64	5180-5320	12	12.5
		100-144	5500-5720	12	12.5
		149-165	5745-5825	12	12.5
	802.11AC-HT80 MCS6	36-64	5180-5320	12	12.5
		100-144	5500-5720	12	12.5
		149-165	5745-5825	12	12.5
	802.11AC-HT80 MCS7	36-64	5180-5320	12	12.5
		100-144	5500-5720	12	12.5
		149-165	5745-5825	12	12.5
	802.11AC-HT80 MCS8	36-64	5180-5320	12	12.5
		100-144	5500-5720	12	12.5
		149-165	5745-5825	12	12.5
	802.11AC-HT80 MCS9	36-64	5180-5320	12	12.5
		100-144	5500-5720	12	12.5
		149-165	5745-5825	12	12.5

	802.11AX-HT20 MCS0	36-64	5180-5320	14.5	15
		100-144	5500-5720	14.5	15
		149-165	5745-5825	14.5	15
	802.11AX-HT20 MCS1	36-64	5180-5320	14.5	15
		100-144	5500-5720	14.5	15
		149-165	5745-5825	14.5	15
	802.11AX-HT20 MCS2	36-64	5180-5320	14.5	15
		100-144	5500-5720	14.5	15
		149-165	5745-5825	14.5	15
	802.11AX-HT20 MCS3	36-64	5180-5320	14.5	15
		100-144	5500-5720	14.5	15

		149-165	5745-5825	14.5	15
	802.11AX-HT20 MCS4	36-64	5180-5320	14.5	15
		100-144	5500-5720	14.5	15
		149-165	5745-5825	14.5	15
	802.11AX-HT20 MCS5	36-64	5180-5320	12	12.5
		100-144	5500-5720	12	12.5
		149-165	5745-5825	12	12.5
	802.11AX-HT20 MCS6	36-64	5180-5320	12	12.5
		100-144	5500-5720	12	12.5
		149-165	5745-5825	12	12.5
	802.11AX-HT20 MCS7	36-64	5180-5320	12	12.5
		100-144	5500-5720	12	12.5
		149-165	5745-5825	12	12.5
	802.11AX-HT20 MCS8	36-64	5180-5320	12	12.5
		100-144	5500-5720	12	12.5
		149-165	5745-5825	12	12.5
	802.11AX-HT20 MCS9	36-64	5180-5320	12	12.5
		100-144	5500-5720	12	12.5
		149-165	5745-5825	12	12.5
	802.11AX-HT20 MCS10	36-64	5180-5320	12	12.5
		100-144	5500-5720	12	12.5
		149-165	5745-5825	12	12.5
	802.11AX-HT20 MCS11	36-64	5180-5320	12	12.5
		100-144	5500-5720	12	12.5
		149-165	5745-5825	12	12.5
	802.11AX-HT40 MCS0	36-64	5180-5320	14.5	15
		100-101	5500-5505	14.5	15
		102	5510	14	14.5
		103-144	5515-5720	14.5	15
		149-165	5745-5825	14.5	15
	802.11AX-HT40 MCS1	36-64	5180-5320	14.5	15
		100-101	5500-5505	14.5	15
		102	5510	14	14.5
		103-144	5515-5720	14.5	15
		149-165	5745-5825	14.5	15
	802.11AX-HT40 MCS2	36-64	5180-5320	14.5	15
		100-101	5500-5505	14.5	15
		102	5510	14	14.5
		103-144	5515-5720	14.5	15
		149-165	5745-5825	14.5	15
	802.11AX-HT40 MCS3	36-64	5180-5320	14.5	15
		100-101	5500-5505	14.5	15

		102	5510	14	14.5
		103-144	5515-5720	14.5	15
		149-165	5745-5825	14.5	15
	802.11AX-HT40 MCS4	36-64	5180-5320	14.5	15
		100-101	5500-5505	14.5	15
		102	5510	14	14.5
		103-144	5515-5720	14.5	15
		149-165	5745-5825	14.5	15
	802.11AX-HT40 MCS5	36-64	5180-5320	12	12.5
		100-144	5500-5720	12	12.5
		149-165	5745-5825	12	12.5
	802.11AX-HT40 MCS6	36-64	5180-5320	12	12.5
		100-144	5500-5720	12	12.5
		149-165	5745-5825	12	12.5
	802.11AX-HT40 MCS7	36-64	5180-5320	12	12.5
		100-144	5500-5720	12	12.5
		149-165	5745-5825	12	12.5
	802.11AX-HT40 MCS8	36-64	5180-5320	12	12.5
		100-144	5500-5720	12	12.5
		149-165	5745-5825	12	12.5
	802.11AX-HT40 MCS9	36-64	5180-5320	12	12.5
		100-144	5500-5720	12	12.5
		149-165	5745-5825	12	12.5
	802.11AX-HT40 MCS10	36-64	5180-5320	12	12.5
		100-144	5500-5720	12	12.5
		149-165	5745-5825	12	12.5
	802.11AX-HT40 MCS11	36-64	5180-5320	12	12.5
		100-144	5500-5720	12	12.5
		149-165	5745-5825	12	12.5
	802.11AX-HT80 MCS0	36-41	5180-5205	14	14.5
		42	5210	13.5	14
		43-64	5215-5320	14	14.5
		100-105	5500-5525	14	14.5
		106	5530	12.5	13
		107-144	5535-5720	14	14.5
		149-165	5745-5825	14	14.5
	802.11AX-HT80 MCS1	36-41	5180-5205	14	14.5
		42	5210	13.5	14
		43-64	5215-5320	14	14.5
			5500-5525	14	14.5
		106	5530	12.5	13
		107-144	5535-5720	14	14.5

		149-165	5745-5825	14	14.5
	802.11AX-HT80 MCS2	36-41	5180-5205	14	14.5
		42	5210	13.5	14
		43-64	5215-5320	14	14.5
		100-105	5500-5525	14	14.5
		106	5530	12.5	13
		107-144	5535-5720	14	14.5
		149-165	5745-5825	14	14.5
	802.11AX-HT80 MCS3	36-41	5180-5205	14	14.5
		42	5210	13.5	14
		43-64	5215-5320	14	14.5
		100-105	5500-5525	14	14.5
		106	5530	12.5	13
		107-144	5535-5720	14	14.5
		149-165	5745-5825	14	14.5
	802.11AX-HT80 MCS4	36-41	5180-5205	14	14.5
		42	5210	13.5	14
		43-64	5215-5320	14	14.5
		100-105	5500-5525	14	14.5
		106	5530	12.5	13
		107-144	5535-5720	14	14.5
		149-165	5745-5825	14	14.5
	802.11AX-HT80 MCS5	36-64	5180-5320	12	12.5
		100-144	5500-5720	12	12.5
		149-165	5745-5825	12	12.5
	802.11AX-HT80 MCS6	36-64	5180-5320	12	12.5
		100-144	5500-5720	12	12.5
		149-165	5745-5825	12	12.5
	802.11AX-HT80 MCS7	36-64	5180-5320	12	12.5
		100-144	5500-5720	12	12.5
		149-165	5745-5825	12	12.5
	802.11AX-HT80 MCS8	36-64	5180-5320	12	12.5
		100-144	5500-5720	12	12.5
		149-165	5745-5825	12	12.5
	802.11AX-HT80 MCS9	36-64	5180-5320	12	12.5
		100-144	5500-5720	12	12.5
		149-165	5745-5825	12	12.5
	802.11AX-HT80 MCS10	36-64	5180-5320	12	12.5
		100-144	5500-5720	12	12.5
		149-165	5745-5825	12	12.5
	802.11AX-HT80 MCS11	36-64	5180-5320	12	12.5
		100-144	5500-5720	12	12.5

		149-165	5745-5825	12	12.5
	802.11AX-HT160 MCS0	36-64	5180-5320	12	12.5
		100-144	5500-5720	12	12.5
		149-165	5745-5825	12	12.5
	802.11AX-HT160 MCS1	36-64	5180-5320	12	12.5
		100-144	5500-5720	12	12.5
		149-165	5745-5825	12	12.5
	802.11AX-HT160 MCS2	36-64	5180-5320	12	12.5
		100-144	5500-5720	12	12.5
		149-165	5745-5825	12	12.5
	802.11AX-HT160 MCS3	36-64	5180-5320	12	12.5
		100-144	5500-5720	12	12.5
		149-165	5745-5825	12	12.5
	802.11AX-HT160 MCS4	36-64	5180-5320	12	12.5
		100-144	5500-5720	12	12.5
		149-165	5745-5825	12	12.5
	802.11AX-HT160 MCS5	36-64	5180-5320	11	11.5
		100-144	5500-5720	11	11.5
		149-165	5745-5825	11	11.5
	802.11AX-HT160 MCS6	36-64	5180-5320	11	11.5
		100-144	5500-5720	11	11.5
		149-165	5745-5825	11	11.5
	802.11AX-HT160 MCS7	36-64	5180-5320	11	11.5
		100-144	5500-5720	11	11.5
		149-165	5745-5825	11	11.5
	802.11AX-HT160 MCS8	36-64	5180-5320	11	11.5
		100-144	5500-5720	11	11.5
		149-165	5745-5825	11	11.5
	802.11AX-HT160 MCS9	36-64	5180-5320	11	11.5
		100-144	5500-5720	11	11.5
		149-165	5745-5825	11	11.5
	802.11AX-HT160 MCS10	36-64	5180-5320	11	11.5
		100-144	5500-5720	11	11.5
		149-165	5745-5825	11	11.5
	802.11AX-HT160 MCS11	36-64	5180-5320	11	11.5
		100-144	5500-5720	11	11.5
		149-165	5745-5825	11	11.5

WI-FI 5G(MIMO)					
802.11n-HT20 MCS0	36-64	5180-5320	13	16.5	
	100-144	5500-5720	13	16.5	
	149-165	5745-5825	13	16.5	
802.11n-HT20 MCS1	36-64	5180-5320	13	16.5	
	100-144	5500-5720	13	16.5	
	149-165	5745-5825	13	16.5	
802.11n-HT20 MCS2	36-64	5180-5320	13	16.5	
	100-144	5500-5720	13	16.5	
	149-165	5745-5825	13	16.5	
802.11n-HT20 MCS3	36-64	5180-5320	13	16.5	
	100-144	5500-5720	13	16.5	
	149-165	5745-5825	13	16.5	
802.11n-HT20 MCS4	36-64	5180-5320	13	16.5	
	100-144	5500-5720	13	16.5	
	149-165	5745-5825	13	16.5	
802.11n-HT20 MCS5	36-64	5180-5320	11	14.5	
	100-144	5500-5720	11	14.5	
	149-165	5745-5825	11	14.5	
802.11n-HT20 MCS6	36-64	5180-5320	11	14.5	
	100-144	5500-5720	11	14.5	
	149-165	5745-5825	11	14.5	
802.11n-HT20 MCS7	36-64	5180-5320	11	14.5	
	100-144	5500-5720	11	14.5	
	149-165	5745-5825	11	14.5	
802.11n-HT40 MCS0	36-64	5180-5320	12	15.5	
	100-144	5500-5720	12	15.5	
	149-165	5745-5825	12	15.5	
802.11n-HT40 MCS1	36-64	5180-5320	12	15.5	
	100-144	5500-5720	12	15.5	
	149-165	5745-5825	12	15.5	
802.11n-HT40 MCS2	36-64	5180-5320	12	15.5	
	100-144	5500-5720	12	15.5	
	149-165	5745-5825	12	15.5	
802.11n-HT40 MCS3	36-64	5180-5320	12	15.5	
	100-144	5500-5720	12	15.5	
	149-165	5745-5825	12	15.5	
802.11n-HT40 MCS4	36-64	5180-5320	12	15.5	
	100-144	5500-5720	12	15.5	
	149-165	5745-5825	12	15.5	
802.11n-HT40 MCS5	36-64	5180-5320	11	14.5	
	100-144	5500-5720	11	14.5	

		149-165	5745-5825	11	14.5
802.11n-HT40 MCS6		36-64	5180-5320	11	14.5
		100-144	5500-5720	11	14.5
		149-165	5745-5825	11	14.5
802.11n-HT40 MCS7		36-64	5180-5320	11	14.5
		100-144	5500-5720	11	14.5
		149-165	5745-5825	11	14.5
802.11AC-HT20 MCS0		36-64	5180-5320	12	15.5
		100-144	5500-5720	12	15.5
		149-165	5745-5825	12	15.5
802.11AC-HT20 MCS1		36-64	5180-5320	12	15.5
		100-144	5500-5720	12	15.5
		149-165	5745-5825	12	15.5
802.11AC-HT20 MCS2		36-64	5180-5320	12	15.5
		100-144	5500-5720	12	15.5
		149-165	5745-5825	12	15.5
802.11AC-HT20 MCS3		36-64	5180-5320	12	15.5
		100-144	5500-5720	12	15.5
		149-165	5745-5825	12	15.5
802.11AC-HT20 MCS4		36-64	5180-5320	12	15.5
		100-144	5500-5720	12	15.5
		149-165	5745-5825	12	15.5
802.11AC-HT20 MCS5		36-64	5180-5320	9.5	13
		100-144	5500-5720	9.5	13
		149-165	5745-5825	9.5	13
802.11AC-HT20 MCS6		36-64	5180-5320	9.5	13
		100-144	5500-5720	9.5	13
		149-165	5745-5825	9.5	13
802.11AC-HT20 MCS7		36-64	5180-5320	9.5	13
		100-144	5500-5720	9.5	13
		149-165	5745-5825	9.5	13
802.11AC-HT20 MCS8		36-64	5180-5320	9.5	13
		100-144	5500-5720	9.5	13
		149-165	5745-5825	9.5	13
802.11AC-HT40 MCS0		36-64	5180-5320	11.5	15
		100-144	5500-5720	11.5	15
		149-165	5745-5825	11.5	15
802.11AC-HT40 MCS1		36-64	5180-5320	11.5	15
		100-144	5500-5720	11.5	15
		149-165	5745-5825	11.5	15
802.11AC-HT40 MCS2		36-64	5180-5320	11.5	15
		100-144	5500-5720	11.5	15

		149-165	5745-5825	11.5	15
	802.11AC-HT40 MCS3	36-64	5180-5320	11.5	15
		100-144	5500-5720	11.5	15
		149-165	5745-5825	11.5	15
	802.11AC-HT40 MCS4	36-64	5180-5320	11.5	15
		100-144	5500-5720	11.5	15
		149-165	5745-5825	11.5	15
	802.11AC-HT40 MCS5	36-64	5180-5320	9.5	13
		100-144	5500-5720	9.5	13
		149-165	5745-5825	9.5	13
	802.11AC-HT40 MCS6	36-64	5180-5320	9.5	13
		100-144	5500-5720	9.5	13
		149-165	5745-5825	9.5	13
	802.11AC-HT40 MCS7	36-64	5180-5320	9.5	13
		100-144	5500-5720	9.5	13
		149-165	5745-5825	9.5	13
	802.11AC-HT40 MCS8	36-64	5180-5320	9.5	13
		100-144	5500-5720	9.5	13
		149-165	5745-5825	9.5	13
	802.11AC-HT40 MCS9	36-64	5180-5320	9.5	13
		100-144	5500-5720	9.5	13
		149-165	5745-5825	9.5	13
	802.11AC-HT80 MCS0	36-64	5180-5320	11.5	15
		100-144	5500-5720	11.5	15
		149-165	5745-5825	11.5	15
	802.11AC-HT80 MCS1	36-64	5180-5320	11.5	15
		100-144	5500-5720	11.5	15
		149-165	5745-5825	11.5	15
	802.11AC-HT80 MCS2	36-64	5180-5320	11.5	15
		100-144	5500-5720	11.5	15
		149-165	5745-5825	11.5	15
	802.11AC-HT80 MCS3	36-64	5180-5320	11.5	15
		100-144	5500-5720	11.5	15
		149-165	5745-5825	11.5	15
	802.11AC-HT80 MCS4	36-64	5180-5320	11.5	15
		100-144	5500-5720	11.5	15
		149-165	5745-5825	11.5	15
	802.11AC-HT80 MCS5	36-64	5180-5320	9	12.5
		100-144	5500-5720	9	12.5
		149-165	5745-5825	9	12.5
	802.11AC-HT80 MCS6	36-64	5180-5320	9	12.5
		100-144	5500-5720	9	12.5

		149-165	5745-5825	9	12.5
	802.11AC-HT80 MCS7	36-64	5180-5320	9	12.5
		100-144	5500-5720	9	12.5
		149-165	5745-5825	9	12.5
	802.11AC-HT80 MCS8	36-64	5180-5320	9	12.5
		100-144	5500-5720	9	12.5
		149-165	5745-5825	9	12.5
	802.11AC-HT80 MCS9	36-64	5180-5320	9	12.5
		100-144	5500-5720	9	12.5
		149-165	5745-5825	9	12.5

	802.11AX-HT20 MCS0	36-64	5180-5320	11	11.5
		100-144	5500-5720	11	11.5
		149-165	5745-5825	11	11.5
	802.11AX-HT20 MCS1	36-64	5180-5320	11	11.5
		100-144	5500-5720	11	11.5
		149-165	5745-5825	11	11.5
	802.11AX-HT20 MCS2	36-64	5180-5320	11	11.5
		100-144	5500-5720	11	11.5
		149-165	5745-5825	11	11.5
	802.11AX-HT20 MCS3	36-64	5180-5320	11	11.5
		100-144	5500-5720	11	11.5
		149-165	5745-5825	11	11.5
	802.11AX-HT20 MCS4	36-64	5180-5320	11	11.5
		100-144	5500-5720	11	11.5
		149-165	5745-5825	11	11.5
	802.11AX-HT20 MCS5	36-64	5180-5320	11	11.5
		100-144	5500-5720	11	11.5
		149-165	5745-5825	11	11.5
	802.11AX-HT20 MCS6	36-64	5180-5320	11	11.5
		100-144	5500-5720	11	11.5
		149-165	5745-5825	11	11.5
	802.11AX-HT20 MCS7	36-64	5180-5320	11	11.5
		100-144	5500-5720	11	11.5
		149-165	5745-5825	11	11.5
	802.11AX-HT20 MCS8	36-64	5180-5320	11	11.5
		100-144	5500-5720	11	11.5
		149-165	5745-5825	11	11.5
	802.11AX-HT20 MCS9	36-64	5180-5320	11	11.5
		100-144	5500-5720	11	11.5
		149-165	5745-5825	11	11.5
		36-64	5180-5320	11	11.5

	802.11AX-HT20	100-144	5500-5720	11	11.5
	MCS10	149-165	5745-5825	11	11.5
	802.11AX-HT20	36-64	5180-5320	11	11.5
	MCS11	100-144	5500-5720	11	11.5
		149-165	5745-5825	11	11.5
	802.11AX-HT40 MCS0	36-64	5180-5320	11	11.5
		100-144	5500-5720	11	11.5
		149-165	5745-5825	11	11.5
	802.11AX-HT40 MCS1	36-64	5180-5320	11	11.5
		100-144	5500-5720	11	11.5
		149-165	5745-5825	11	11.5
	802.11AX-HT40 MCS2	36-64	5180-5320	11	11.5
		100-144	5500-5720	11	11.5
		149-165	5745-5825	11	11.5
	802.11AX-HT40 MCS3	36-64	5180-5320	11	11.5
		100-144	5500-5720	11	11.5
		149-165	5745-5825	11	11.5
	802.11AX-HT40 MCS4	36-64	5180-5320	11	11.5
		100-144	5500-5720	11	11.5
		149-165	5745-5825	11	11.5
	802.11AX-HT40 MCS5	36-64	5180-5320	11	11.5
		100-144	5500-5720	11	11.5
		149-165	5745-5825	11	11.5
	802.11AX-HT40 MCS6	36-64	5180-5320	11	11.5
		100-144	5500-5720	11	11.5
		149-165	5745-5825	11	11.5
	802.11AX-HT40 MCS7	36-64	5180-5320	11	11.5
		100-144	5500-5720	11	11.5
		149-165	5745-5825	11	11.5
	802.11AX-HT40 MCS8	36-64	5180-5320	11	11.5
		100-144	5500-5720	11	11.5
		149-165	5745-5825	11	11.5
	802.11AX-HT40 MCS9	36-64	5180-5320	11	11.5
		100-144	5500-5720	11	11.5
		149-165	5745-5825	11	11.5
	802.11AX-HT40 MCS10	36-64	5180-5320	11	11.5
		100-144	5500-5720	11	11.5
		149-165	5745-5825	11	11.5
802.11AX-HT40 MCS11	36-64	5180-5320	11	11.5	
	100-144	5500-5720	11	11.5	
	149-165	5745-5825	11	11.5	
		36-64	5180-5320	11	11.5

802.11AX-HT80 MCS0	100-144	5500-5720	11	11.5
	149-165	5745-5825	11	11.5
802.11AX-HT80 MCS1	36-64	5180-5320	11	11.5
	100-144	5500-5720	11	11.5
802.11AX-HT80 MCS2	149-165	5745-5825	11	11.5
	36-64	5180-5320	11	11.5
802.11AX-HT80 MCS3	100-144	5500-5720	11	11.5
	149-165	5745-5825	11	11.5
802.11AX-HT80 MCS4	36-64	5180-5320	11	11.5
	100-144	5500-5720	11	11.5
802.11AX-HT80 MCS5	149-165	5745-5825	11	11.5
	36-64	5180-5320	11	11.5
802.11AX-HT80 MCS6	100-144	5500-5720	11	11.5
	149-165	5745-5825	11	11.5
802.11AX-HT80 MCS7	36-64	5180-5320	11	11.5
	100-144	5500-5720	11	11.5
802.11AX-HT80 MCS8	149-165	5745-5825	11	11.5
	36-64	5180-5320	11	11.5
802.11AX-HT80 MCS9	100-144	5500-5720	11	11.5
	149-165	5745-5825	11	11.5
802.11AX-HT80 MCS10	36-64	5180-5320	11	11.5
	100-144	5500-5720	11	11.5
802.11AX-HT80 MCS11	149-165	5745-5825	11	11.5
	36-64	5180-5320	11	11.5
802.11AX-HT160 MCS0	100-144	5500-5720	11	11.5
	149-165	5745-5825	11	11.5
802.11AX-HT160 MCS1	36-64	5180-5320	11	11.5
	100-144	5500-5720	11	11.5
	149-165	5745-5825	11	11.5
	36-64	5180-5320	11	11.5

802.11AX-HT160 MCS2	100-144	5500-5720	11	11.5
	149-165	5745-5825	11	11.5
802.11AX-HT160 MCS3	36-64	5180-5320	11	11.5
	100-144	5500-5720	11	11.5
802.11AX-HT160 MCS4	149-165	5745-5825	11	11.5
	36-64	5180-5320	11	11.5
802.11AX-HT160 MCS5	100-144	5500-5720	11	11.5
	149-165	5745-5825	11	11.5
802.11AX-HT160 MCS6	36-64	5180-5320	11	11.5
	100-144	5500-5720	11	11.5
802.11AX-HT160 MCS7	149-165	5745-5825	11	11.5
	36-64	5180-5320	11	11.5
802.11AX-HT160 MCS8	100-144	5500-5720	11	11.5
	149-165	5745-5825	11	11.5
802.11AX-HT160 MCS9	36-64	5180-5320	11	11.5
	100-144	5500-5720	11	11.5
802.11AX-HT160 MCS10	149-165	5745-5825	11	11.5
	36-64	5180-5320	11	11.5
802.11AX-HT160 MCS11	100-144	5500-5720	11	11.5
	149-165	5745-5825	11	11.5

The average conducted power for Wi-Fi 5G ANT6 is as following:

Power Level A1/C1

802.11ax(dBm)-160MHz											
Channel\data rate	MCS0	MCS1	MCS2	MCS3	MCS4	MCS5	MCS6	MCS7	MCS8	MCS9	Tune up
50(5250 MHz)	11.41	11.48	10.79	10.77	11.06	11.05	11.04	10.99	11.00	10.98	11.50
114(5570 MHz)	11.21	11.20	10.50	10.48	10.80	10.81	10.80	10.82	10.83	10.86	11.50
802.11ac(dBm)-80MHz											
Channel\data rate	MCS0	MCS1	MCS2	MCS3	MCS4	MCS5	MCS6	MCS7	MCS8	MCS9	Tune up
155(5775 MHz)	11.25	11.23	10.67	10.52	10.78	10.75	10.86	10.89	10.74	10.63	11.50

Power Level B1

802.11a(dBm)										
Channel\data rate	6Mbps	9Mbps	12Mbps	18Mbps	24Mbps	36Mbps	48Mbps	54Mbps	Tune up	
36(5180 MHz)	15.53	/	/	/	/	/	/	/	16.50	
40(5200 MHz)	15.89	/	/	/	/	/	/	/	16.50	
44(5220 MHz)	16.15	16.12	15.64	16.14	16.12	14.27	14.29	14.28	16.50	
48(5240 MHz)	15.76	/	/	/	/	/	/	/	16.50	
52(5260 MHz)	15.81	/	/	/	/	/	/	/	16.50	
56(5280 MHz)	15.77	/	/	/	/	/	/	/	16.50	
60(5300 MHz)	15.88	15.81	15.30	15.85	15.87	14.03	14.05	14.03	16.50	
64(5320 MHz)	14.62	/	/	/	/	/	/	/	15.50	
100(5500 MHz)	16.17	16.10	15.55	16.14	16.07	14.13	14.23	14.20	16.50	
104(5520 MHz)	15.94	/	/	/	/	/	/	/	16.50	
108(5540 MHz)	15.69	/	/	/	/	/	/	/	16.50	
112(5560 MHz)	15.40	/	/	/	/	/	/	/	16.50	
116(5580 MHz)	15.15	/	/	/	/	/	/	/	16.50	
120(5600 MHz)	15.21	/	/	/	/	/	/	/	16.50	
124(5620 MHz)	15.16	/	/	/	/	/	/	/	16.50	
128(5640 MHz)	14.55	/	/	/	/	/	/	/	16.50	
132(5660 MHz)	14.54	/	/	/	/	/	/	/	16.50	
136(5680 MHz)	14.73	/	/	/	/	/	/	/	16.50	
140(5700 MHz)	14.81	/	/	/	/	/	/	/	16.50	
144(5720 MHz)	14.85	/	/	/	/	/	/	/	16.50	
149(5745 MHz)	14.61	/	/	/	/	/	/	/	16.50	
153(5765 MHz)	14.78	/	/	/	/	/	/	/	16.50	
157(5785 MHz)	14.93	/	/	/	/	/	/	/	16.50	
161(5805 MHz)	14.95	/	/	/	/	/	/	/	16.50	
165(5825 MHz)	15.00	14.90	14.40	14.99	14.94	13.03	13.04	13.03	16.50	

The average conducted power for Wi-Fi 5G ANT10 is as following:

Power Level A1/C1

802.11ax(dBm)-160MHz											
Channel\data rate	MCS0	MCS1	MCS2	MCS3	MCS4	MCS5	MCS6	MCS7	MCS8	MCS9	Tune up
50(5250 MHz)	10.77	10.75	10.15	10.18	10.48	10.46	10.40	10.48	10.49	10.47	10.77
114(5570 MHz)	10.17	10.12	9.56	9.52	9.78	9.71	9.73	9.71	9.70	9.72	10.17
802.11ac(dBm)-80MHz											
Channel\data rate	MCS0	MCS1	MCS2	MCS3	MCS4	MCS5	MCS6	MCS7	MCS8	MCS9	Tune up
155(5775 MHz)	10.65	10.61	10.17	9.96	10.19	10.23	10.21	10.32	10.24	10.15	10.65

Power Level B1

802.11a(dBm)										
Channel\data rate	6Mbps	9Mbps	12Mbps	18Mbps	24Mbps	36Mbps	48Mbps	54Mbps	Tune up	
36(5180 MHz)	14.52	/	/	/	/	/	/	/	16.50	
40(5200 MHz)	14.54	/	/	/	/	/	/	/	16.50	
44(5220 MHz)	14.77	/	/	/	/	/	/	/	16.50	
48(5240 MHz)	15.38	15.28	14.76	15.25	15.32	13.53	13.52	13.44	16.50	
52(5260 MHz)	15.54	/	/	/	/	/	/	/	16.50	
56(5280 MHz)	15.80	/	/	/	/	/	/	/	16.50	
60(5300 MHz)	16.16	16.10	15.60	16.11	16.12	14.23	14.24	14.22	16.50	
64(5320 MHz)	15.41	/	/	/	/	/	/	/	15.50	
100(5500 MHz)	15.43	15.39	14.88	15.42	15.45	13.52	13.50	13.53	16.50	
104(5520 MHz)	15.32	/	/	/	/	/	/	/	16.50	
108(5540 MHz)	15.20	/	/	/	/	/	/	/	16.50	
112(5560 MHz)	14.87	/	/	/	/	/	/	/	16.50	
116(5580 MHz)	14.76	/	/	/	/	/	/	/	16.50	
120(5600 MHz)	14.71	/	/	/	/	/	/	/	16.50	
124(5620 MHz)	14.73	/	/	/	/	/	/	/	16.50	
128(5640 MHz)	14.51	/	/	/	/	/	/	/	16.50	
132(5660 MHz)	14.52	/	/	/	/	/	/	/	16.50	
136(5680 MHz)	14.54	/	/	/	/	/	/	/	16.50	
140(5700 MHz)	14.60	/	/	/	/	/	/	/	16.50	
144(5720 MHz)	14.81	/	/	/	/	/	/	/	16.50	
149(5745 MHz)	14.67	14.66	14.28	14.66	14.65	12.89	12.90	12.86	16.50	
153(5765 MHz)	14.61	/	/	/	/	/	/	/	16.50	
157(5785 MHz)	14.63	/	/	/	/	/	/	/	16.50	
161(5805 MHz)	14.56	/	/	/	/	/	/	/	16.50	
165(5825 MHz)	14.65	/	/	/	/	/	/	/	16.50	

12 Simultaneous TX SAR Considerations

12.1 Introduction

The following procedures adopted from “FCC SAR Considerations for Cell Phones with Multiple Transmitters” are applicable to handsets with built-in unlicensed transmitters such as 802.11 a/b/g and Bluetooth devices which may simultaneously transmit with the licensed transmitter.

For this device, the BT and Wi-Fi can transmit simultaneous with other transmitters.

12.2 Transmit Antenna Separation Distances

Please refer to the file < The Photos of SAR test – 23T04Z70626-011>.

12.3 SAR Measurement Positions

According to the KDB941225 D06 Hot Spot SAR, the edges with less than 2.5 cm distance to the antennas need to be tested for SAR.

SAR measurement positions						
Mode	Front	Rear	Left edge	Right edge	Top edge	Bottom edge
WWAN-ANT1	Yes	Yes	Yes	Yes	No	Yes
WWAN-ANT3	Yes	Yes	Yes	No	Yes	No
WWAN-ANT4	Yes	Yes	No	No	Yes	No
WIFI-ANT6	Yes	Yes	No	Yes	Yes	No
WIFI-ANT10	Yes	Yes	No	Yes	Yes	No

13 Evaluation of Simultaneous

The sum of reported SAR values for 2/3/4G +WiFi

Reported SAR 1g (W/kg)																				
State		1										2	3	4	5	6	7	1+2+3	1+4+5+6+7	
Head		G850 ANT1	G1900 ANT3	W1900 ANT3	W1700 ANT3	W850 ANT1	LTE B7 ANT3	LTE B12 ANT1	LTE B25 ANT3	LTE B26 ANT1	LTE B41 ANT3	LTE B66 ANT3	WiFi 2.4G ANT6	WiFi 2.4G ANT10	WiFi 5G ANT6	WiFi 5G ANT10	BT ANT6	BT ANT10	1+2+3	1+4+5+6+7
Cheek	Left	0.26	0.29	0.29	0.23	0.28	0.13	0.19	0.31	0.23	0.11	0.27	0.26	0.00	0.32	0.00	0.05	0.05	0.57	0.73
Tilt	Left	0.14	0.35	0.41	0.27	0.16	0.17	0.12	0.37	0.13	0.19	0.27	0.18	0.00	0.26	0.00	0.00	0.00	0.59	0.67
Cheek	Right	0.28	0.45	0.66	0.33	0.27	0.30	0.21	0.56	0.22	0.28	0.40	0.11	0.00	0.14	0.00	0.04	0.02	0.77	0.86
Tilt	Right	0.16	0.57	0.73	0.39	0.17	0.39	0.13	0.54	0.14	0.41	0.33	0.08	0.00	0.11	0.00	0.00	0.00	0.81	0.84
State		1										2	3	4	5	6	7	1+2+3	1+4+5+6+7	
Body		G850 ANT1	G1900 ANT3	W1900 ANT3	W1700 ANT3	W850 ANT1	LTE B7 ANT3	LTE B12 ANT1	LTE B25 ANT3	LTE B26 ANT1	LTE B41 ANT3	LTE B66 ANT3	WiFi 2.4G ANT6	WiFi 2.4G ANT10	WiFi 5G ANT6	WiFi 5G ANT10	BT ANT6	BT ANT10	1+2+3	1+4+5+6+7
Front	10mm	0.19	0.29	0.44	0.46	0.30	0.26	0.21	0.42	0.20	0.19	0.38	0.25	0.00	0.20	0.07	0.00	0.00	0.71	0.73
Rear	10mm	0.49	0.44	0.57	0.67	0.40	0.49	0.29	0.53	0.25	0.28	0.51	0.06	0.01	0.24	0.05	0.01	0.01	0.74	0.98
Left	10mm	0.16	0.23	0.40	0.40	0.13	0.65		0.35	0.12	0.38	0.33							0.65	0.65
Right	10mm	0.24				0.19				0.17			0.17	0.00	0.47	0.06	0.00	0.00	0.41	0.77
Bottom	10mm	0.24				0.20		0.06		0.08									0.24	0.24
Top	10mm		0.49	0.76	0.56		0.70		0.61		0.43	0.45	0.00	0.00	0.10	0.05	0.00	0.00	0.76	0.91
State		1										2	3	4	5	6	7	1+2+3	1+4+5+6+7	
Sensor		G850 ANT1	G1900 ANT3	W1900 ANT3	W1700 ANT3	W850 ANT1	LTE B7 ANT3	LTE B12 ANT1	LTE B25 ANT3	LTE B26 ANT1	LTE B41 ANT3	LTE B66 ANT3	WiFi 2.4G ANT6	WiFi 2.4G ANT10	WiFi 5G ANT6	WiFi 5G ANT10	BT ANT6	BT ANT10	1+2+3	1+4+5+6+7
Front	19mm	0.19	0.12	0.20	0.25	0.30	0.33	0.26	0.22	0.16	0.25	0.25	0.00	0.20	0.07				0.58	0.60
Rear	23mm	0.49	0.10	0.21	0.25	0.40	0.38	0.33	0.21	0.23	0.12	0.19	0.13	0.07	0.35	0.17	0.01	0.01	0.69	1.03
Top	27mm		0.10	0.27	0.16		0.41		0.21		0.13	0.16	0.00	0.00	0.17	0.05			0.41	0.63

The sum of reported SAR values for 5G NR +WiFi

Reported SAR 1g (W/kg)															
State		1						2	3	4	5	6	7	1+2+3	1+4+5+6+7
Head		N5 ANT1	N7 ANT3	N28 ANT1	N41 ANT3	N66 ANT3	N77 ANT4	WiFi 2.4G ANT6	WiFi 2.4G ANT10	WiFi 5G ANT6	WiFi 5G ANT10	BT ANT6	BT ANT10		
Cheek	Left	0.26	0.19	0.14	0.23	0.37	0.54	0.26	0.00	0.32	0.00	0.05	0.05	0.80	0.96
Tilt	Left	0.15	0.29	0.09	0.40	0.37	0.49	0.18	0.00	0.26	0.00	0.00	0.00	0.67	0.75
Cheek	Right	0.27	0.43	0.24	0.62	0.64	0.26	0.11	0.00	0.14	0.00	0.04	0.02	0.75	0.84
Tilt	Right	0.15	0.38	0.14	0.79	0.61	0.34	0.08	0.00	0.11	0.00	0.00	0.00	0.87	0.90
State		1						2	3	4	5	6	7	1+2+3	1+4+5+6+7
Body		N5 ANT1	N7 ANT3	N28 ANT1	N41 ANT3	N66 ANT3	N77 ANT4	WiFi 2.4G ANT6	WiFi 2.4G ANT10	WiFi 5G ANT6	WiFi 5G ANT10	BT ANT6	BT ANT10		
Front	10mm	0.19	0.25	0.17	0.27	0.31	0.52	0.25	0.00	0.20	0.07	0.00	0.00	0.77	0.79
Rear	10mm	0.31	0.43	0.31	0.48	0.42	0.56	0.06	0.01	0.24	0.05	0.01	0.01	0.63	0.87
Left	10mm	0.13	0.74	0.23	0.21	0.38		0.07						0.81	0.74
Right	10mm	0.20	0.03	0.26				0.17	0.00	0.47	0.06	0.00	0.00	0.43	0.79
Bottom	10mm	0.20		0.27										0.27	0.27
Top	10mm		0.66		0.78	0.31	0.65	0.00	0.00	0.10	0.05	0.00	0.00	0.78	0.93
State		1						2	3	4	5	6	7	1+2+3	1+4+5+6+7
Sensor		N5 ANT1	N7 ANT3	N28 ANT1	N41 ANT3	N66 ANT3	N77 ANT4	WiFi 2.4G ANT6	WiFi 2.4G ANT10	WiFi 5G ANT6	WiFi 5G ANT10	BT ANT6	BT ANT10		
Front	19mm	0.20	0.29	0.35	0.36	0.20	1.09	0.25	0.00	0.20	0.07			1.34	1.36
Rear	23mm	0.23	0.33	0.37	0.36	0.16	0.85	0.13	0.07	0.35	0.17	0.01	0.01	1.05	1.39
Left	12mm				0.73									0.73	0.73
Top	27mm	0.13	0.41		0.38	0.14	1.08	0.00	0.00	0.17	0.05			1.08	1.30

The sum of reported SAR values for ENDC (N5 ANT1 relative combination) + WiFi

Reported SAR 1g (W/kg)															
State		1	2			3	4	5	6	7	8	9	9+3+4	9+5+6+7+8	
Head		N5 ANT1	LTE B2 ANT3	LTE B7 ANT3	LTE B66 ANT3	WiFi 2.4G ANT6	WiFi 2.4G ANT10	WiFi 5G ANT6	WiFi 5G ANT10	BT ANT6	BT ANT10	ENDC 1+2			
Cheek	L	0.26	0.31	0.13	0.27	0.26	0.00	0.32	0.00	0.05	0.05	0.57	0.83	0.99	
Tilt	L	0.15	0.37	0.17	0.27	0.18	0.00	0.26	0.00	0.00	0.00	0.52	0.70	0.78	
Cheek	R	0.27	0.56	0.30	0.40	0.11	0.00	0.14	0.00	0.04	0.02	0.83	0.94	1.03	
Tilt	R	0.15	0.54	0.39	0.33	0.08	0.00	0.11	0.00	0.00	0.00	0.69	0.77	0.80	
State		1	2			3	4	5	6	7	8	9	9+3+4	9+5+6+7+8	
Body		N5 ANT1	LTE B2 ANT3	LTE B7 ANT3	LTE B66 ANT3	WiFi 2.4G ANT6	WiFi 2.4G ANT10	WiFi 5G ANT6	WiFi 5G ANT10	BT ANT6	BT ANT10	ENDC 1+2			
Front	10mm	0.19	0.42	0.26	0.38	0.25	0.00	0.20	0.07	0.00	0.00	0.61	0.86	0.88	
Rear	10mm	0.31	0.53	0.49	0.51	0.06	0.01	0.24	0.05	0.01	0.01	0.84	0.91	1.15	
Left	10mm	0.13	0.35	0.65	0.33	0.07						0.78	0.85	0.78	
Right	10mm	0.20				0.17	0.00	0.47	0.06	0.00	0.00	0.20	0.37	0.73	
Bottom	10mm	0.20										0.20	0.20	0.20	
Top	10mm		0.61	0.70	0.45	0.00	0.00	0.10	0.05	0.00	0.00	0.70	0.70	0.85	
State		1	2			3	4	5	6	7	8	9	9+3+4	9+5+6+7+8	
Sensor		N5 ANT1	LTE B2 ANT3	LTE B7 ANT3	LTE B66 ANT3	WiFi 2.4G ANT6	WiFi 2.4G ANT10	WiFi 5G ANT6	WiFi 5G ANT10	BT ANT6	BT ANT10	ENDC 1+2			
Front	19mm	0.20	0.26	0.33	0.25	0.25	0.00	0.20	0.07			0.53	0.78	0.80	
Rear	23mm	0.23	0.21	0.38	0.19	0.13	0.07	0.35	0.17	0.01	0.01	0.61	0.81	1.15	
Top	27mm		0.21	0.41	0.16	0.00	0.00	0.17	0.05			0.41	0.41	0.63	
Bottom	17mm	0.19										0.19	0.19	0.19	

The sum of reported SAR values for ENDC (N7 ANT3 relative combination) + WiFi

Reported SAR 1g (W/kg)															
State		1	2				3	4	5	6	7	8	9	9+3+4	9+5+6+7+8
Head		N7 ANT3	LTE B2 ANT1	LTE B5 ANT1	LTE B28 ANT1	LTE B66 ANT1	WiFi 2.4G ANT6	WiFi 2.4G ANT10	WiFi 5G ANT6	WiFi 5G ANT10	BT ANT6	BT ANT10	ENDC 1+2		
Cheek	L	0.19	0.00	0.23	0.16	0.00	0.26	0.00	0.32	0.00	0.05	0.05	0.42	0.68	0.84
Tilt	L	0.29	0.00	0.13	0.11	0.00	0.18	0.00	0.26	0.00	0.00	0.00	0.42	0.60	0.68
Cheek	R	0.43	0.05	0.22	0.14	0.03	0.11	0.00	0.14	0.00	0.04	0.02	0.65	0.76	0.85
Tilt	R	0.38	0.00	0.14	0.11	0.00	0.08	0.00	0.11	0.00	0.00	0.00	0.52	0.60	0.63
State		1	2				3	4	5	6	7	8	9	9+3+4	9+5+6+7+8
Body		N7 ANT3	LTE B2 ANT1	LTE B5 ANT1	LTE B28 ANT1	LTE B66 ANT1	WiFi 2.4G ANT6	WiFi 2.4G ANT10	WiFi 5G ANT6	WiFi 5G ANT10	BT ANT6	BT ANT10	ENDC 1+2		
Front	10mm	0.25	0.10	0.20	0.18	0.20	0.25	0.00	0.20	0.07	0.00	0.00	0.45	0.70	0.72
Rear	10mm	0.43	0.16	0.25	0.25	0.37	0.06	0.01	0.24	0.05	0.01	0.01	0.80	0.87	1.11
Left	10mm	0.74	0.00	0.12	0.16	0.00	0.07						0.90	0.97	0.90
Right	10mm	0.03	0.05	0.17	0.13	0.07	0.17	0.00	0.47	0.06	0.00	0.00	0.20	0.37	0.73
Bottom	10mm		0.26	0.08	0.00	0.51							0.51	0.51	0.51
Top	10mm	0.66					0.00	0.00	0.10	0.05	0.00	0.00	0.66	0.66	0.81
State		1	2				3	4	5	6	7	8	9	9+3+4	9+5+6+7+8
Sensor		N7 ANT3	LTE B2 ANT1	LTE B5 ANT1	LTE B28 ANT1	LTE B66 ANT1	WiFi 2.4G ANT6	WiFi 2.4G ANT10	WiFi 5G ANT6	WiFi 5G ANT10	BT ANT6	BT ANT10	ENDC 1+2		
Front	19mm	0.29	0.44	0.22	0.20	0.35	0.25	0.00	0.20	0.07			0.73	0.98	1.00
Rear	23mm	0.33	0.39	0.23	0.24	0.35	0.13	0.07	0.35	0.17	0.01	0.01	0.72	0.92	1.26
Top	27mm	0.41					0.00	0.00	0.17	0.05			0.41	0.41	0.63
Bottom	17mm		0.65	0.00	0.00	0.50							0.65	0.65	0.65

The sum of reported SAR values for ENDC (N28 ANT1 relative combination) + WiFi

Reported SAR 1g (W/kg)															
State		1	2				3	4	5	6	7	8	9	9+3+4	9+5+6+7+8
Head		N28 ANT1	LTE B2 ANT3	LTE B7 ANT3	LTE B41 ANT3	LTE B66 ANT3	WiFi 2.4G ANT6	WiFi 2.4G ANT10	WiFi 5G ANT6	WiFi 5G ANT10	BT ANT6	BT ANT10	ENDC 1+2		
Cheek	L	0.14	0.31	0.13	0.11	0.27	0.26	0.00	0.32	0.00	0.05	0.05	0.45	0.71	0.87
Tilt	L	0.09	0.37	0.17	0.10	0.27	0.18	0.00	0.26	0.00	0.00	0.00	0.46	0.64	0.72
Cheek	R	0.24	0.56	0.30	0.28	0.40	0.11	0.00	0.14	0.00	0.04	0.02	0.80	0.91	1.00
Tilt	R	0.14	0.54	0.39	0.41	0.33	0.08	0.00	0.11	0.00	0.00	0.00	0.68	0.76	0.79
State		1	2				3	4	5	6	7	8	9	9+3+4	9+5+6+7+8
Body		N28 ANT1	LTE B2 ANT3	LTE B7 ANT3	LTE B41 ANT3	LTE B66 ANT3	WiFi 2.4G ANT6	WiFi 2.4G ANT10	WiFi 5G ANT6	WiFi 5G ANT10	BT ANT6	BT ANT10	ENDC 1+2		
Front	10mm	0.17	0.42	0.26	0.19	0.38	0.25	0.00	0.20	0.07	0.00	0.00	0.59	0.84	0.86
Rear	10mm	0.31	0.53	0.49	0.28	0.51	0.06	0.01	0.24	0.05	0.01	0.01	0.84	0.91	1.15
Left	10mm	0.23	0.35	0.65	0.38	0.33	0.07						0.88	0.95	0.88
Right	10mm	0.26					0.17	0.00	0.47	0.06	0.00	0.00	0.26	0.43	0.79
Bottom	10mm	0.18											0.18	0.18	0.18
Top	10mm		0.61	0.70	0.43	0.45	0.00	0.00	0.10	0.05	0.00	0.00	0.70	0.70	0.85
State		1	2				3	4	5	6	7	8	9	9+3+4	9+5+6+7+8
Sensor		N28 ANT1	LTE B2 ANT3	LTE B7 ANT3	LTE B41 ANT3	LTE B66 ANT3	WiFi 2.4G ANT6	WiFi 2.4G ANT10	WiFi 5G ANT6	WiFi 5G ANT10	BT ANT6	BT ANT10	ENDC 1+2		
Front	19mm	0.35	0.26	0.28	0.16	0.25	0.25	0.00	0.20	0.07			0.63	0.88	0.90
Rear	23mm	0.37	0.21	0.37	0.12	0.19	0.13	0.07	0.35	0.17	0.01	0.01	0.74	0.94	1.28
Top	27mm			0.41	0.13	0.16	0.00	0.00	0.17	0.05			0.41	0.41	0.63
Bottom	17mm	0.27											0.27	0.27	0.27

The sum of reported SAR values for ENDC (N38 ANT3 relative combination) + WiFi

Reported SAR 1g (W/kg)														
State		1	2			3	4	5	6	7	8	9	9+3+4	9+5+6+7+8
Head		N38 ANT3	LTE B2 ANT1	LTE B5 ANT1	LTE B66 ANT1	WiFi 2.4G ANT6	WiFi 2.4G ANT10	WiFi 5G ANT6	WiFi 5G ANT10	BT ANT6	BT ANT10	ENDC 1+2		
Cheek	L	0.23	0.00	0.23	0.00	0.26	0.00	0.32	0.00	0.05	0.05	0.46	0.72	0.88
Tilt	L	0.40	0.00	0.13	0.00	0.18	0.00	0.26	0.00	0.00	0.00	0.53	0.71	0.79
Cheek	R	0.62	0.05	0.22	0.03	0.11	0.00	0.14	0.00	0.04	0.02	0.84	0.95	1.04
Tilt	R	0.79	0.00	0.14	0.00	0.08	0.00	0.11	0.00	0.00	0.00	0.93	1.01	1.04
State		1	2			3	4	5	6	7	8	9	9+3+4	9+5+6+7+8
Body		N38 ANT3	LTE B2 ANT1	LTE B5 ANT1	LTE B66 ANT1	WiFi 2.4G ANT6	WiFi 2.4G ANT10	WiFi 5G ANT6	WiFi 5G ANT10	BT ANT6	BT ANT10	ENDC 1+2		
Front	10mm	0.27	0.10	0.20	0.20	0.25	0.00	0.20	0.07	0.00	0.00	0.47	0.72	0.74
Rear	10mm	0.48	0.16	0.25	0.37	0.06	0.01	0.24	0.05	0.01	0.01	0.85	0.92	1.16
Left	10mm	0.21	0.00	0.12	0.00	0.07						0.33	0.40	0.33
Right	10mm		0.05	0.17	0.07	0.17	0.00	0.47	0.06	0.00	0.00	0.17	0.34	0.70
Bottom	10mm		0.26	0.08	0.51							0.51	0.51	0.51
Top	10mm	0.78				0.00	0.00	0.10	0.05	0.00	0.00	0.78	0.78	0.93
State		1	2			3	4	5	6	7	8	9	9+3+4	9+5+6+7+8
Sensor		N38 ANT3	LTE B2 ANT1	LTE B5 ANT1	LTE B66 ANT1	WiFi 2.4G ANT6	WiFi 2.4G ANT10	WiFi 5G ANT6	WiFi 5G ANT10	BT ANT6	BT ANT10	ENDC 1+2		
Front	19mm	0.36	0.44	0.22	0.35	0.25	0.00	0.20	0.07			0.80	1.05	1.07
Rear	23mm	0.36	0.39	0.23	0.35	0.13	0.07	0.35	0.17	0.01	0.01	0.75	0.95	1.29
Left	12mm	0.73										0.73	0.73	0.73
Top	27mm	0.38				0.00	0.00	0.17	0.05			0.38	0.38	0.60
Bottom	17mm		0.65	0.00	0.50							0.65	0.65	0.65

The sum of reported SAR values for ENDC (N41 ANT3 relative combination) + WiFi

Reported SAR 1g (W/kg)													
State		1	2	3	4	5	6	7	8	9	9+3+4	9+5+6+7+8	
Head		N41 ANT3	LTE B28 ANT1	WiFi 2.4G ANT6	WiFi 2.4G ANT10	WiFi 5G ANT6	WiFi 5G ANT10	BT ANT6	BT ANT10	ENDC 1+2			
Cheek	L	0.23	0.16	0.26	0.00	0.32	0.00	0.05	0.05	0.39	0.65	0.81	
Tilt	L	0.40	0.11	0.18	0.00	0.26	0.00	0.00	0.00	0.51	0.69	0.77	
Cheek	R	0.62	0.14	0.11	0.00	0.14	0.00	0.04	0.02	0.76	0.87	0.96	
Tilt	R	0.79	0.11	0.08	0.00	0.11	0.00	0.00	0.00	0.90	0.98	1.01	
State		1	2	3	4	5	6	7	8	9	9+3+4	9+5+6+7+8	
Body		N41 ANT3	LTE B28 ANT1	WiFi 2.4G ANT6	WiFi 2.4G ANT10	WiFi 5G ANT6	WiFi 5G ANT10	BT ANT6	BT ANT10	ENDC 1+2			
Front	10mm	0.27	0.18	0.25	0.00	0.20	0.07	0.00	0.00	0.45	0.70	0.72	
Rear	10mm	0.48	0.25	0.06	0.01	0.24	0.05	0.01	0.01	0.73	0.80	1.04	
Left	10mm	0.21	0.16	0.07						0.37	0.44	0.37	
Right	10mm		0.13	0.17	0.00	0.47	0.06	0.00	0.00	0.13	0.30	0.66	
Bottom	10mm		0.00							0.00	0.00	0.00	
Top	10mm	0.78		0.00	0.00	0.10	0.05	0.00	0.00	0.78	0.78	0.93	
State		1	2	3	4	5	6	7	8	9	9+3+4	9+5+6+7+8	
Sensor		N41 ANT3	LTE B28 ANT1	WiFi 2.4G ANT6	WiFi 2.4G ANT10	WiFi 5G ANT6	WiFi 5G ANT10	BT ANT6	BT ANT10	ENDC 1+2			
Front	mm	0.36	0.20	0.25	0.00	0.20	0.07			0.56	0.81	0.83	
Rear	mm	0.36	0.24	0.13	0.07	0.35	0.17	0.01	0.01	0.60	0.80	1.14	
Top	mm	0.38		0.00	0.00	0.17	0.05			0.38	0.38	0.60	

The sum of reported SAR values for ENDC (N77 ANT4 relative combination) + WiFi

Reported SAR 1g (W/kg)																		
State		1	2						3	4	5	6	7	8	9	9+3+4	9+5+6+7+8	
Head		N77 ANT4	LTE B5 ANT1	LTE B7 ANT1	LTE B12 ANT1	LTE B25 ANT1	LTE B28 ANT1	LTE B41 ANT1	LTE B66 ANT1	WiFi 2.4G ANT6	WiFi 2.4G ANT10	WiFi 5G ANT6	WiFi 5G ANT10	BT ANT6	BT ANT10			ENDC 1+2
Cheek	L	0.42	0.23	0.00	0.19	0.00	0.16	0.00	0.00	0.26	0.00	0.32	0.00	0.05	0.05	0.65	0.91	1.07
Tilt	L	0.41	0.13	0.00	0.12	0.00	0.11	0.00	0.00	0.18	0.00	0.26	0.00	0.00	0.00	0.54	0.72	0.80
Cheek	R	0.22	0.22	0.06	0.21	0.05	0.14	0.04	0.03	0.11	0.00	0.14	0.00	0.04	0.02	0.44	0.55	0.64
Tilt	R	0.29	0.14	0.00	0.13	0.00	0.11		0.00	0.08	0.00	0.11	0.00	0.00	0.00	0.43	0.51	0.54

Reported SAR 1g (W/kg)																		
State		1	2						3	4	5	6	7	8	9	9+3+4	9+5+6+7+8	
Body		N77 ANT4	LTE B5 ANT1	LTE B7 ANT1	LTE B12 ANT1	LTE B25 ANT1	LTE B28 ANT1	LTE B41 ANT1	LTE B66 ANT1	WiFi 2.4G ANT6	WiFi 2.4G ANT10	WiFi 5G ANT6	WiFi 5G ANT10	BT ANT6	BT ANT10			ENDC 1+2
Front	10mm	0.25	0.20	0.17	0.21	0.10	0.18	0.09	0.20	0.25	0.00	0.20	0.07	0.00	0.00	0.46	0.71	0.73
Rear	10mm	0.27	0.25	0.24	0.29	0.00	0.25	0.12	0.37	0.06	0.01	0.24	0.05	0.01	0.01	0.64	0.71	0.95
Left	10mm	0.05	0.12	0.15	0.06	0.05	0.16	0.06	0.00	0.07						0.21	0.28	0.21
Right	10mm	0.68	0.17	0.13	0.07		0.13	0.09	0.07	0.17	0.00	0.47	0.06	0.00	0.00	0.85	1.02	1.38
Bottom	10mm		0.08	0.34	0.06	0.26	0.00	0.18	0.51							0.51	0.51	0.51
Top	10mm	0.46								0.00	0.00	0.10	0.05	0.00	0.00	0.46	0.46	0.61

Reported SAR 1g (W/kg)																		
State		1	2						3	4	5	6	7	8	9	9+3+4	9+5+6+7+8	
Sensor		N77 ANT4	LTE B5 ANT1	LTE B7 ANT1	LTE B12 ANT1	LTE B25 ANT1	LTE B28 ANT1	LTE B41 ANT1	LTE B66 ANT1	WiFi 2.4G ANT6	WiFi 2.4G ANT10	WiFi 5G ANT6	WiFi 5G ANT10	BT ANT6	BT ANT10			ENDC 1+2
Front	19mm	0.64	0.22	0.35	0.26	0.44	0.20	0.51	0.35	0.25	0.00	0.20	0.07			1.15	1.40	1.42
Rear	23mm	0.56	0.23	0.45	0.33	0.39	0.24	0.34	0.35	0.13	0.07	0.35	0.17	0.01	0.01	1.01	1.21	1.55
Top	27mm	0.78								0.00	0.00	0.17	0.05			0.78	0.78	1.00
Bottom	17mm		0.00	0.65	0.00	0.65	0.00	0.53	0.50							0.65	0.65	0.65

The sum of reported SAR values for UL-CA (LTE B2 ANT1 relative combination) + WiFi

Reported SAR 1g (W/kg)												
State		1	2	3	4	5	6	7	8	9	9+3+4	9+5+6+7+8
Head		LTE B2 ANT1	LTE B4 ANT3	WiFi 2.4G ANT6	WiFi 2.4G ANT10	WiFi 5G ANT6	WiFi 5G ANT10	BT ANT6	BT ANT10	ENDC 1+2		
Cheek	L	0.00	0.27	0.26	0.00	0.32	0.00	0.05	0.05	0.27	0.53	0.69
Tilt	L	0.00	0.27	0.18	0.00	0.26	0.00	0.00	0.00	0.27	0.45	0.53
Cheek	R	0.05	0.40	0.11	0.00	0.14	0.00	0.04	0.02	0.45	0.56	0.65
Tilt	R	0.00	0.33	0.08	0.00	0.11	0.00	0.00	0.00	0.33	0.41	0.44

Reported SAR 1g (W/kg)												
State		1	2	3	4	5	6	7	8	9	9+3+4	9+5+6+7+8
Body		LTE B2 ANT1	LTE B4 ANT3	WiFi 2.4G ANT6	WiFi 2.4G ANT10	WiFi 5G ANT6	WiFi 5G ANT10	BT ANT6	BT ANT10	ENDC 1+2		
Front	10mm	0.10	0.38	0.25	0.00	0.20	0.07	0.00	0.00	0.48	0.73	0.75
Rear	10mm	0.16	0.51	0.06	0.01	0.24	0.05	0.01	0.01	0.67	0.74	0.98
Left	10mm	0.00	0.33	0.07						0.33	0.40	0.33
Right	10mm	0.05		0.17	0.00	0.47	0.06	0.00	0.00	0.05	0.22	0.58
Bottom	10mm	0.26								0.26	0.26	0.26
Top	10mm		0.45	0.00	0.00	0.10	0.05	0.00	0.00	0.45	0.45	0.60

Reported SAR 1g (W/kg)												
State		1	2	3	4	5	6	7	8	9	9+3+4	9+5+6+7+8
Sensor		LTE B2 ANT1	LTE B4 ANT3	WiFi 2.4G ANT6	WiFi 2.4G ANT10	WiFi 5G ANT6	WiFi 5G ANT10	BT ANT6	BT ANT10	ENDC 1+2		
Front	19mm	0.44	0.25	0.25	0.00	0.20	0.07			0.69	0.94	0.96
Rear	23mm	0.39	0.19	0.13	0.07	0.35	0.17	0.01	0.01	0.58	0.78	1.12
Top	27mm		0.16	0.00	0.00	0.17	0.05			0.16	0.16	0.38
Bottom	17mm	0.65								0.65	0.65	0.65

The sum of reported SAR values for UL-CA (LTE B2 ANT3 relative combination) + WiFi

Reported SAR 1g (W/kg)													
State		1	2		3	4	5	6	7	8	9	9+3+4	9+5+6+7+8
Head		LTE B2 ANT3	LTE B4 ANT1	LTE B7 ANT1	WiFi 2.4G ANT6	WiFi 2.4G ANT10	WiFi 5G ANT6	WiFi 5G ANT10	BT ANT6	BT ANT10	ENDC 1+2		
Cheek	L	0.31	0.00	0.00	0.26	0.00	0.32	0.00	0.05	0.05	0.31	0.57	0.73
Tilt	L	0.37	0.00	0.00	0.18	0.00	0.26	0.00	0.00	0.00	0.37	0.55	0.63
Cheek	R	0.56	0.03	0.06	0.11	0.00	0.14	0.00	0.04	0.02	0.62	0.73	0.82
Tilt	R	0.54	0.00	0.00	0.08	0.00	0.11	0.00	0.00	0.00	0.54	0.62	0.65
State		1	2		3	4	5	6	7	8	9	9+3+4	9+5+6+7+8
Body		LTE B2 ANT3	LTE B4 ANT1	LTE B7 ANT1	WiFi 2.4G ANT6	WiFi 2.4G ANT10	WiFi 5G ANT6	WiFi 5G ANT10	BT ANT6	BT ANT10	ENDC 1+2		
Front	10mm	0.42	0.20	0.17	0.25	0.00	0.20	0.07	0.00	0.00	0.62	0.87	0.89
Rear	10mm	0.53	0.37	0.24	0.06	0.01	0.24	0.05	0.01	0.01	0.90	0.97	1.21
Left	10mm	0.35	0.00	0.15	0.07						0.50	0.57	0.50
Right	10mm		0.07	0.13	0.17	0.00	0.47	0.06	0.00	0.00	0.13	0.30	0.66
Bottom	10mm		0.51	0.34							0.51	0.51	0.51
Top	10mm	0.61			0.00	0.00	0.10	0.05	0.00	0.00	0.61	0.61	0.76
State		1	2		3	4	5	6	7	8	9	9+3+4	9+5+6+7+8
Sensor		LTE B2 ANT3	LTE B4 ANT1	LTE B7 ANT1	WiFi 2.4G ANT6	WiFi 2.4G ANT10	WiFi 5G ANT6	WiFi 5G ANT10	BT ANT6	BT ANT10	ENDC 1+2		
Front	19mm	0.26	0.35	0.35	0.25	0.00	0.20	0.07			0.61	0.86	0.88
Rear	23mm	0.21	0.35	0.45	0.13	0.07	0.35	0.17	0.01	0.01	0.66	0.86	1.20
Top	27mm	0.21			0.00	0.00	0.17	0.05			0.21	0.21	0.43
Bottom	17mm		0.50	0.65							0.65	0.65	0.65

The sum of reported SAR values for UL-CA (LTE B4 ANT3 relative combination) + WiFi

Reported SAR 1g (W/kg)														
State		1	2		3	4	5	6	7	8	9	9+3+4	9+5+6+7+8	
Head		LTE B4 ANT3	LTE B5 ANT1	LTE B7 ANT1	LTE B12 ANT1	WiFi 2.4G ANT6	WiFi 2.4G ANT10	WiFi 5G ANT6	WiFi 5G ANT10	BT ANT6	BT ANT10			ENDC 1+2
Cheek	L	0.27	0.23	0.00	0.19	0.26	0.00	0.32	0.00	0.05	0.05	0.50	0.76	0.92
Tilt	L	0.27	0.13	0.00	0.12	0.18	0.00	0.26	0.00	0.00	0.00	0.40	0.58	0.66
Cheek	R	0.40	0.22	0.06	0.21	0.11	0.00	0.14	0.00	0.04	0.02	0.62	0.73	0.82
Tilt	R	0.33	0.14	0.00	0.13	0.08	0.00	0.11	0.00	0.00	0.00	0.47	0.55	0.58
State		1	2		3	4	5	6	7	8	9	9+3+4	9+5+6+7+8	
Body		LTE B4 ANT3	LTE B5 ANT1	LTE B7 ANT1	LTE B12 ANT1	WiFi 2.4G ANT6	WiFi 2.4G ANT10	WiFi 5G ANT6	WiFi 5G ANT10	BT ANT6	BT ANT10			ENDC 1+2
Front	10mm	0.38	0.20	0.17	0.21	0.25	0.00	0.20	0.07	0.00	0.00	0.59	0.84	0.86
Rear	10mm	0.51	0.25	0.24	0.29	0.06	0.01	0.24	0.05	0.01	0.01	0.80	0.87	1.11
Left	10mm	0.33	0.12	0.15	0.06	0.07						0.48	0.55	0.48
Right	10mm		0.17	0.13	0.07	0.17	0.00	0.47	0.06	0.00	0.00	0.17	0.34	0.70
Bottom	10mm		0.08	0.34	0.06							0.34	0.34	0.34
Top	10mm	0.45				0.00	0.00	0.10	0.05	0.00	0.00	0.45	0.45	0.60
State		1	2		3	4	5	6	7	8	9	9+3+4	9+5+6+7+8	
Sensor		LTE B4 ANT3	LTE B5 ANT1	LTE B7 ANT1	LTE B12 ANT1	WiFi 2.4G ANT6	WiFi 2.4G ANT10	WiFi 5G ANT6	WiFi 5G ANT10	BT ANT6	BT ANT10			ENDC 1+2
Front	19mm	0.25	0.22	0.35	0.26	0.25	0.00	0.20	0.07			0.60	0.85	0.87
Rear	23mm	0.19	0.23	0.45	0.33	0.13	0.07	0.35	0.17	0.01	0.01	0.64	0.84	1.18
Top	27mm	0.16				0.00	0.00	0.17	0.05			0.16	0.16	0.38
Bottom	17mm		0.00	0.65	0.00							0.65	0.65	0.65

The sum of reported SAR values for UL-CA (LTE B5 ANT1 relative combination) + WiFi

Reported SAR 1g (W/kg)													
State		1	2		3	4	5	6	7	8	9	9+3+4	9+5+6+7+8
Head		LTE B5 ANT1	LTE B7 ANT3	LTE B66 ANT3	WiFi 2.4G ANT6	WiFi 2.4G ANT10	WiFi 5G ANT6	WiFi 5G ANT10	BT ANT6	BT ANT10	ENDC 1+2		
Cheek	L	0.23	0.13	0.27	0.26	0.00	0.32	0.00	0.05	0.05	0.50	0.76	0.92
Tilt	L	0.13	0.17	0.27	0.18	0.00	0.26	0.00	0.00	0.00	0.40	0.58	0.66
Cheek	R	0.22	0.30	0.40	0.11	0.00	0.14	0.00	0.04	0.02	0.62	0.73	0.82
Tilt	R	0.14	0.39	0.33	0.08	0.00	0.11	0.00	0.00	0.00	0.53	0.61	0.64
State		1	2		3	4	5	6	7	8	9	9+3+4	9+5+6+7+8
Body		LTE B5 ANT1	LTE B7 ANT3	LTE B66 ANT3	WiFi 2.4G ANT6	WiFi 2.4G ANT10	WiFi 5G ANT6	WiFi 5G ANT10	BT ANT6	BT ANT10	ENDC 1+2		
Front	10mm	0.20	0.26	0.38	0.25	0.00	0.20	0.07	0.00	0.00	0.58	0.83	0.85
Rear	10mm	0.25	0.49	0.51	0.06	0.01	0.24	0.05	0.01	0.01	0.76	0.83	1.07
Left	10mm	0.12	0.65	0.33	0.07						0.77	0.84	0.77
Right	10mm	0.17			0.17	0.00	0.47	0.06	0.00	0.00	0.17	0.34	0.70
Bottom	10mm	0.08									0.08	0.08	0.08
Top	10mm		0.70	0.45	0.00	0.00	0.10	0.05	0.00	0.00	0.70	0.70	0.85
State		1	2		3	4	5	6	7	8	9	9+3+4	9+5+6+7+8
Sensor		LTE B5 ANT1	LTE B7 ANT3	LTE B66 ANT3	WiFi 2.4G ANT6	WiFi 2.4G ANT10	WiFi 5G ANT6	WiFi 5G ANT10	BT ANT6	BT ANT10	ENDC 1+2		
Front	19mm	0.22	0.33	0.25	0.25	0.00	0.20	0.07			0.55	0.80	0.82
Rear	23mm	0.23	0.38	0.19	0.13	0.07	0.35	0.17	0.01	0.01	0.61	0.81	1.15
Top	27mm		0.41	0.16	0.00	0.00	0.17	0.05			0.41	0.41	0.63
Bottom	17mm	0.00									0.00	0.00	0.00

The sum of reported SAR values for UL-CA (LTE B7 ANT3 relative combination) + WiFi

Reported SAR 1g (W/kg)													
State		1	2	3	4	5	6	7	8	9	9+3+4	9+5+6+7+8	
Head		LTE B7 ANT3	LTE B28 ANT1	WiFi 2.4G ANT6	WiFi 2.4G ANT10	WiFi 5G ANT6	WiFi 5G ANT10	BT ANT6	BT ANT10	ENDC 1+2			
Cheek	L	0.13	0.16	0.26	0.00	0.32	0.00	0.05	0.05	0.29	0.55	0.71	
Tilt	L	0.17	0.11	0.18	0.00	0.26	0.00	0.00	0.00	0.28	0.46	0.54	
Cheek	R	0.30	0.14	0.11	0.00	0.14	0.00	0.04	0.02	0.44	0.55	0.64	
Tilt	R	0.39	0.11	0.08	0.00	0.11	0.00	0.00	0.00	0.50	0.58	0.61	
State		1	2	3	4	5	6	7	8	9	9+3+4	9+5+6+7+8	
Body		LTE B7 ANT3	LTE B28 ANT1	WiFi 2.4G ANT6	WiFi 2.4G ANT10	WiFi 5G ANT6	WiFi 5G ANT10	BT ANT6	BT ANT10	ENDC 1+2			
Front	10mm	0.26	0.18	0.25	0.00	0.20	0.07	0.00	0.00	0.44	0.69	0.71	
Rear	10mm	0.49	0.25	0.06	0.01	0.24	0.05	0.01	0.01	0.74	0.81	1.05	
Left	10mm	0.65	0.16	0.07						0.81	0.88	0.81	
Right	10mm		0.13	0.17	0.00	0.47	0.06	0.00	0.00	0.13	0.30	0.66	
Bottom	10mm		0.00							0.00	0.00	0.00	
Top	10mm	0.70		0.00	0.00	0.10	0.05	0.00	0.00	0.70	0.70	0.85	
State		1	2	3	4	5	6	7	8	9	9+3+4	9+5+6+7+8	
Sensor		LTE B7 ANT3	LTE B28 ANT1	WiFi 2.4G ANT6	WiFi 2.4G ANT10	WiFi 5G ANT6	WiFi 5G ANT10	BT ANT6	BT ANT10	ENDC 1+2			
Front	19mm	0.33	0.20	0.25	0.00	0.20	0.07			0.53	0.78	0.80	
Rear	23mm	0.38	0.24	0.13	0.07	0.35	0.17	0.01	0.01	0.62	0.82	1.16	
Top	27mm	0.41		0.00	0.00	0.17	0.05			0.41	0.41	0.63	
Bottom	17mm		0.00	0.00	0.00	0.17	0.05			0.00	0.00	0.22	

The sum of reported SAR values for UL-CA (LTE B12 ANT1 relative combination) + WiFi

Reported SAR 1g (W/kg)												
State		1	2	3	4	5	6	7	8	9		
Head		LTE B12 ANT1	LTE B66 ANT3	WiFi 2.4G ANT6	WiFi 2.4G ANT10	WiFi 5G ANT6	WiFi 5G ANT10	BT ANT6	BT ANT10	ENDC 1+2	9+3+4	9+5+6+7+8
Cheek	L	0.19	0.27	0.26	0.00	0.32	0.00	0.05	0.05	0.46	0.72	0.88
	Tilt	L	0.12	0.27	0.18	0.00	0.26	0.00	0.00	0.39	0.57	0.65
Cheek	R	0.21	0.40	0.11	0.00	0.14	0.00	0.04	0.02	0.61	0.72	0.81
	Tilt	R	0.13	0.33	0.08	0.00	0.11	0.00	0.00	0.46	0.54	0.57
State		1	2	3	4	5	6	7	8	9		
Body		LTE B12 ANT1	LTE B66 ANT3	WiFi 2.4G ANT6	WiFi 2.4G ANT10	WiFi 5G ANT6	WiFi 5G ANT10	BT ANT6	BT ANT10	ENDC 1+2	9+3+4	9+5+6+7+8
Front	10mm	0.21	0.38	0.25	0.00	0.20	0.07	0.00	0.00	0.59	0.84	0.86
Rear	10mm	0.29	0.51	0.06	0.01	0.24	0.05	0.01	0.01	0.80	0.87	1.11
	Left	10mm	0.06	0.33	0.07					0.39	0.46	0.39
	Right	10mm	0.07		0.17	0.00	0.47	0.06	0.00	0.07	0.24	0.60
	Bottom	10mm	0.06							0.06	0.06	0.06
	Top	10mm		0.45	0.00	0.00	0.10	0.05	0.00	0.45	0.45	0.60
State		1	2	3	4	5	6	7	8	9		
Sensor		LTE B12 ANT1	LTE B66 ANT3	WiFi 2.4G ANT6	WiFi 2.4G ANT10	WiFi 5G ANT6	WiFi 5G ANT10	BT ANT6	BT ANT10	ENDC 1+2	9+3+4	9+5+6+7+8
Front	19mm	0.26	0.25	0.25	0.00	0.20	0.07			0.51	0.76	0.78
Rear	23mm	0.33	0.19	0.13	0.07	0.35	0.17	0.01	0.01	0.52	0.72	1.06
	Left	27mm	0.16							0.16	0.16	0.16
	Top	17mm	0.00		0.00	0.00	0.17	0.05		0.00	0.00	0.22

14 SAR Test Result

It is determined by user manual for the distance between the EUT and the phantom bottom.

The distance is 10 mm and just applied to the condition of body worn accessory.

It is performed for all SAR measurements with area scan based 1-g SAR estimation (Fast SAR). A zoom scan measurement is added when the estimated 1-g SAR is the highest measured SAR in each exposure configuration, wireless mode and frequency band combination or more than 1.2W/kg.

The calculated SAR is obtained by the following formula:

$$\text{Reported SAR} = \text{Measured SAR} \times 10^{(P_{\text{Target}} - P_{\text{Measured}})/10}$$

Where P_{Target} is the power of manufacturing upper limit;

P_{Measured} is the measured power in chapter 11.

Table 14.1: Duty Cycle

Mode	Duty Cycle
GSM850	1:4
GSM850/1900	1:2 or 1:4
WCDMA<E FDD&5G NR	1:1
LTE TDD	1:1.58

14.1 SAR results for 2G/3G/4G

Table 14.1-1: SAR Values (GSM 850/GSM1900)

Test Position	Phantom position L/R/F	Frequency Band	ANT	Channel Number	Frequency (MHz)	Test setup/Position	Note/ Fig No.	EUT Measured Power (dBm)	Tune up (dBm)	Measured SAR 1g (W/kg)	Calculated SAR 1g (W/kg)	Measured SAR 10g (W/kg)	Calculated SAR 10g (W/kg)	Power Drift
Cheek	L	GSM850	1	190	836.6	GRPS(2)	/	30.49	31.5	0.203	0.26	0.148	0.19	0.19
Tilt	L	GSM850	1	190	836.6	GRPS(2)	/	30.49	31.5	0.113	0.14	0.089	0.11	-0.18
Cheek	R	GSM850	1	251	848.8	GRPS(2)	1	30.44	31.5	0.222	0.28	0.171	0.22	0.18
Cheek	R	GSM850	1	190	836.6	GRPS(2)	/	30.49	31.5	0.212	0.27	0.165	0.21	-0.01
Cheek	R	GSM850	1	128	824.2	GRPS(2)	/	30.37	31.5	0.194	0.25	0.15	0.19	0.11
Tilt	R	GSM850	1	190	836.6	GRPS(2)	/	30.49	31.5	0.125	0.16	0.096	0.12	0.04
Cheek	R	GSM850	1	251	848.8	EGPRS(2)	/	30.42	31.5	0.21	0.27	0.166	0.21	0.12
Body	F	GSM850	1	190	836.6	Front GRPS(2) 10mm	/	30.49	31.5	0.149	0.19	0.105	0.13	0.13
Body	F	GSM850	1	251	848.8	Rear GRPS(2) 10mm	2	30.44	31.5	0.382	0.49	0.223	0.28	-0.01
Body	F	GSM850	1	190	836.6	Rear GRPS(2) 10mm	/	30.49	31.5	0.359	0.45	0.246	0.31	0.02
Body	F	GSM850	1	128	824.2	Rear GRPS(2) 10mm	/	30.37	31.5	0.37	0.48	0.26	0.34	-0.13
Body	F	GSM850	1	190	836.6	Left Edge GRPS(2) 10mm	/	30.49	31.5	0.128	0.16	0.084	0.11	0.08
Body	F	GSM850	1	190	836.6	Right Edge GRPS(2) 10mm	/	30.49	31.5	0.191	0.24	0.124	0.16	-0.05
Body	F	GSM850	1	190	836.6	Bottom Edge GRPS(2) 10mm	/	30.49	31.5	0.187	0.24	0.086	0.11	0.04
Body	F	GSM850	1	251	848.8	Rear EGPRS GRPS(2) 10mm	/	30.42	31.5	0.367	0.47	0.211	0.27	0.06
Cheek	L	GSM1900	3	661	1880	GRPS(4)	/	20.93	21.5	0.252	0.29	0.157	0.18	0.11
Tilt	L	GSM1900	3	661	1880	GRPS(4)	/	20.93	21.5	0.309	0.35	0.169	0.19	-0.04
Cheek	R	GSM1900	3	661	1880	GRPS(4)	/	20.93	21.5	0.391	0.45	0.216	0.25	-0.01
Tilt	R	GSM1900	3	810	1909.8	GRPS(4)	/	20.75	21.5	0.438	0.52	0.208	0.25	-0.16
Tilt	R	GSM1900	3	661	1880	GRPS(4)	/	20.93	21.5	0.483	0.55	0.245	0.28	0.13
Tilt	R	GSM1900	3	512	1850.2	GRPS(4)	3	21.01	21.5	0.509	0.57	0.242	0.27	0.09
Tilt	R	GSM1900	3	512	1850.2	EGRPS(4)	/	20.88	21.5	0.477	0.55	0.231	0.27	0.06
Body	F	GSM1900	3	661	1880	Front GRPS(2) 19mm	/	27.32	28.5	0.091	0.12	0.051	0.07	-0.16
Body	F	GSM1900	3	661	1880	Rear GRPS(2) 23mm	/	27.32	28.5	0.074	0.10	0.042	0.06	0.17
Body	F	GSM1900	3	810	1909.8	Left Edge GRPS(2) 10mm	/	27.25	28.5	0.17	0.23	0.094	0.13	-0.03
Body	F	GSM1900	3	661	1880	Left Edge GRPS(2) 10mm	/	27.32	28.5	0.105	0.14	0.055	0.07	-0.07
Body	F	GSM1900	3	512	1850.2	Left Edge GRPS(2) 10mm	/	27.67	28.5	0.16	0.19	0.083	0.10	0.05
Body	F	GSM1900	3	661	1880	Top Edge GRPS(2) 27mm	/	27.32	28.5	0.073	0.10	0.042	0.06	-0.14
Body	F	GSM1900	3	661	1880	Front GRPS(2) 10mm	/	25.09	26.5	0.213	0.29	0.122	0.17	-0.11
Body	F	GSM1900	3	661	1880	Rear GRPS(2) 10mm	/	25.09	26.5	0.321	0.44	0.175	0.24	0.18
Body	F	GSM1900	3	810	1909.8	Top Edge GRPS(2) 10mm	/	25.15	26.5	0.321	0.44	0.171	0.23	-0.05
Body	F	GSM1900	3	661	1880	Top Edge GRPS(2) 10mm	4	25.09	26.5	0.357	0.49	0.185	0.26	-0.14
Body	F	GSM1900	3	512	1850.2	Top Edge GRPS(2) 10mm	/	25.09	26.5	0.346	0.48	0.173	0.24	0.12
Body	F	GSM1900	3	661	1880	Top Edge EGPRS 10mm	/	24.71	26.5	0.311	0.47	0.157	0.24	0.07

Note1: the head SAR of GSM850 is tested with GPRS (2Txslots) mode because of VoIP.

Note2: the head SAR of GSM190 is tested with GPRS (4Txslots) mode because of VoIP.

Table 14.1-2: SAR Values (WCDMA B2/B4/B5)

Test Position	Phantom position L/R/F	Frequency Band	ANT	Channel Number	Frequency (MHz)	Test setup/Position	Note/ Fig No.	EUT Measured Power (dBm)	Tune up (dBm)	Measured SAR 1g (W/kg)	Calculated SAR 1g (W/kg)	Measured SAR 10g (W/kg)	Calculated SAR 10g (W/kg)	Power Drift
Cheek	L	WCDMA1900	3	9400	1880	RMC	/	17.21	17.5	0.271	0.29	0.16	0.17	0.11
Tilt	L	WCDMA1900	3	9400	1880	RMC	/	17.21	17.5	0.386	0.41	0.2	0.21	0.11
Cheek	R	WCDMA1900	3	9400	1880	RMC	/	17.21	17.5	0.618	0.66	0.301	0.32	-0.16
Tilt	R	WCDMA1900	3	9538	1907.6	RMC	/	17.17	17.5	0.639	0.69	0.294	0.32	-0.19
Tilt	R	WCDMA1900	3	9400	1880	RMC	5	17.21	17.5	0.681	0.73	0.315	0.34	0.03
Tilt	R	WCDMA1900	3	9262	1852.4	RMC	/	17.26	17.5	0.635	0.67	0.292	0.31	-0.02
Tilt	R	WCDMA1900	3	9400	1880	RMC	SIM2	17.21	17.5	0.654	0.70	0.305	0.33	-0.11
Body	F	WCDMA1900	3	9400	1880	Front 19mm	/	24.02	24.5	0.176	0.20	0.1	0.11	-0.03
Body	F	WCDMA1900	3	9400	1880	Rear 23mm	/	24.02	24.5	0.189	0.21	0.112	0.13	-0.04
Body	F	WCDMA1900	3	9538	1907.6	Left Edge 10mm	/	23.94	24.5	0.297	0.34	0.169	0.19	0.1
Body	F	WCDMA1900	3	9400	1880	Left Edge 10mm	/	24.02	24.5	0.342	0.38	0.186	0.21	0.15
Body	F	WCDMA1900	3	9262	1852.4	Left Edge 10mm	/	23.98	24.5	0.358	0.40	0.206	0.23	-0.03
Body	F	WCDMA1900	3	9400	1880	Top Edge 27mm	/	24.02	24.5	0.241	0.27	0.142	0.16	-0.17
Body	F	WCDMA1900	3	9400	1880	Front 10mm	/	20.77	21.5	0.375	0.44	0.216	0.26	-0.14
Body	F	WCDMA1900	3	9400	1880	Rear 10mm	/	20.77	21.5	0.485	0.57	0.273	0.32	-0.01
Body	F	WCDMA1900	3	9538	1907.6	Top Edge 10mm	6	20.75	21.5	0.638	0.76	0.33	0.39	-0.02
Body	F	WCDMA1900	3	9400	1880	Top Edge 10mm	/	20.77	21.5	0.607	0.72	0.319	0.38	-0.17
Body	F	WCDMA1900	3	9262	1852.4	Top Edge 10mm	/	20.73	21.5	0.503	0.60	0.267	0.32	0.05
Cheek	L	WCDMA1700	3	1412	1732.5	RMC	/	16.97	17.5	0.206	0.23	0.137	0.15	0.02
Tilt	L	WCDMA1700	3	1412	1732.5	RMC	/	16.97	17.5	0.237	0.27	0.137	0.15	0.14
Cheek	R	WCDMA1700	3	1412	1732.5	RMC	/	16.97	17.5	0.293	0.33	0.163	0.18	-0.03
Tilt	R	WCDMA1700	3	1513	1752.6	RMC	/	16.96	17.5	0.312	0.35	0.16	0.18	-0.17
Tilt	R	WCDMA1700	3	1412	1732.5	RMC	/	16.97	17.5	0.306	0.35	0.159	0.18	-0.18
Tilt	R	WCDMA1700	3	1312	1712.4	RMC	7	16.93	17.5	0.338	0.39	0.171	0.19	0.07
Body	F	WCDMA1700	3	1412	1732.5	Front 19mm	/	23.85	24.5	0.219	0.25	0.134	0.16	-0.17
Body	F	WCDMA1700	3	1412	1732.5	Rear 23mm	/	23.85	24.5	0.213	0.25	0.138	0.16	0.03
Body	F	WCDMA1700	3	1513	1752.6	Left Edge 10mm	/	23.82	24.5	0.345	0.40	0.206	0.24	-0.11
Body	F	WCDMA1700	3	1412	1732.5	Left Edge 10mm	/	23.85	24.5	0.339	0.39	0.199	0.23	0.16
Body	F	WCDMA1700	3	1312	1712.4	Left Edge 10mm	/	23.83	24.5	0.298	0.35	0.179	0.21	0.17
Body	F	WCDMA1700	3	1412	1732.5	Top Edge 27mm	/	23.85	24.5	0.141	0.16	0.087	0.10	-0.01
Body	F	WCDMA1700	3	1412	1732.5	Front 10mm	/	21.93	22.5	0.403	0.46	0.215	0.25	-0.1
Body	F	WCDMA1700	3	1513	1752.6	Rear 10mm	/	21.96	22.5	0.593	0.67	0.294	0.33	-0.08
Body	F	WCDMA1700	3	1412	1732.5	Rear 10mm	/	21.93	22.5	0.547	0.62	0.273	0.31	-0.05
Body	F	WCDMA1700	3	1312	1712.4	Rear 10mm	8	21.91	22.5	0.59	0.68	0.292	0.33	-0.08
Body	F	WCDMA1700	3	1412	1732.5	Top Edge 10mm	/	21.93	22.5	0.491	0.56	0.234	0.27	-0.11
Cheek	L	WCDMA 850	1	4233	846.6	RMC	/	24.01	25	0.207	0.26	0.158	0.20	-0.03
Cheek	L	WCDMA 850	1	4183	836.6	RMC	9	24.06	25	0.226	0.28	0.172	0.21	-0.07
Cheek	L	WCDMA 850	1	4132	826.4	RMC	/	24.16	25	0.218	0.26	0.167	0.20	-0.07
Tilt	L	WCDMA 850	1	4183	836.6	RMC	/	24.06	25	0.129	0.16	0.103	0.13	0.18
Cheek	R	WCDMA 850	1	4183	836.6	RMC	/	24.06	25	0.214	0.27	0.168	0.21	-0.1
Tilt	R	WCDMA 850	1	4183	836.6	RMC	/	24.06	25	0.14	0.17	0.113	0.14	-0.19
Body	F	WCDMA 850	1	4183	836.6	Front 10mm	/	24.06	25	0.243	0.30	0.143	0.18	-0.11
Body	F	WCDMA 850	1	4233	846.6	Rear 10mm	10	24.01	25	0.315	0.40	0.184	0.23	0.04
Body	F	WCDMA 850	1	4183	836.6	Rear 10mm	/	24.06	25	0.312	0.39	0.151	0.19	0.14
Body	F	WCDMA 850	1	4132	826.4	Rear 10mm	/	24.16	25	0.292	0.35	0.171	0.21	-0.16
Body	F	WCDMA 850	1	4183	836.6	Left Edge 10mm	/	24.06	25	0.106	0.13	0.057	0.07	0.02
Body	F	WCDMA 850	1	4183	836.6	Right Edge 10mm	/	24.06	25	0.154	0.19	0.084	0.10	-0.14
Body	F	WCDMA 850	1	4183	836.6	Bottom Edge 10mm	/	24.06	25	0.158	0.20	0.057	0.07	0.07

Table 14.1-3: SAR Values (LTE B7-ANT3/LTE B12-ANT1)

Test Position	Phantom position L/R/F	Frequency Band	ANT	Channel Number	Frequency (MHz)	Test setup/Position	Note/ Fig No.	EUT Measured Power (dBm)	Tune up (dBm)	Measured SAR 1g (W/kg)	Calculated SAR 1g (W/kg)	Measured SAR 10g (W/kg)	Calculated SAR 10g (W/kg)	Power Drift
Cheek	L	LTE Band7	3	21100	2535	1RB-Mid	/	14.05	14.5	0.113	0.13	0.053	0.06	0.12
Tilt	L	LTE Band7	3	21100	2535	1RB-Mid	/	14.05	14.5	0.153	0.17	0.069	0.08	0.08
Cheek	R	LTE Band7	3	21100	2535	1RB-Mid	/	14.05	14.5	0.271	0.30	0.111	0.12	-0.17
Tilt	R	LTE Band7	3	21100	2535	1RB-Mid	11	14.05	14.5	0.353	0.39	0.139	0.15	-0.02
Cheek	L	LTE Band7	3	21100	2535	50RB-Mid	/	14.07	14.5	0.102	0.11	0.047	0.05	0.03
Tilt	L	LTE Band7	3	21100	2535	50RB-Mid	/	14.07	14.5	0.137	0.15	0.061	0.07	-0.17
Cheek	R	LTE Band7	3	21100	2535	50RB-Mid	/	14.07	14.5	0.251	0.28	0.102	0.11	-0.07
Tilt	R	LTE Band7	3	21100	2535	50RB-Mid	/	14.07	14.5	0.314	0.35	0.12	0.13	-0.19
Tilt	R	LTE Band7	3	20850	2510	UL CA_7C	/	14.24	14.5	0.289	0.31	0.104	0.11	0.15
Body	F	LTE Band7	3	21100	2535	1RB-Mid Front 19mm	/	23.41	24	0.288	0.33	0.152	0.17	-0.01
Body	F	LTE Band7	3	21100	2535	1RB-Mid Rear 23mm	/	23.41	24	0.33	0.38	0.175	0.20	-0.15
Body	F	LTE Band7	3	21100	2535	1RB-Mid Left 10mm	/	23.41	24	0.564	0.65	0.299	0.34	-0.09
Body	F	LTE Band7	3	21100	2535	1RB-Mid Top 27mm	/	23.41	24	0.359	0.41	0.195	0.22	-0.11
Body	F	LTE Band7	3	21100	2535	50RB-Low Front 19mm	/	21.96	23	0.234	0.30	0.124	0.16	-0.05
Body	F	LTE Band7	3	21100	2535	50RB-Low Rear 23mm	/	21.96	23	0.264	0.34	0.14	0.18	0.04
Body	F	LTE Band7	3	21100	2535	50RB-Low Left 10mm	/	21.96	23	0.461	0.59	0.243	0.31	0.09
Body	F	LTE Band7	3	21100	2535	50RB-Low Top 27mm	/	21.96	23	0.284	0.36	0.155	0.20	-0.01
Body	F	LTE Band7	3	21100	2535	1RB-Low Front 10mm	/	16.73	17.5	0.214	0.26	0.096	0.11	-0.08
Body	F	LTE Band7	3	21100	2535	1RB-Low Rear 10mm	/	16.73	17.5	0.407	0.49	0.169	0.20	0.18
Body	F	LTE Band7	3	21100	2535	1RB-Low Top 10mm	12	16.73	17.5	0.59	0.70	0.251	0.30	-0.06
Body	F	LTE Band7	3	21100	2535	50RB-Mid Front 10mm	/	16.79	17.5	0.17	0.20	0.077	0.09	0.08
Body	F	LTE Band7	3	21100	2535	50RB-Mid Rear 10mm	/	16.79	17.5	0.301	0.35	0.128	0.15	-0.07
Body	F	LTE Band7	3	21100	2535	50RB-Mid Top 10mm	/	16.79	17.5	0.519	0.61	0.206	0.24	-0.19
Body	F	LTE Band7	3	21350	2560	UL CA_7C Top 10mm	/	16.86	17.5	0.522	0.60	0.221	0.26	0.13
Cheek	L	LTE Band12	1	23130	711	1RB-Mid	/	24.2	25	0.162	0.19	0.123	0.15	-0.16
Tilt	L	LTE Band12	1	23130	711	1RB-Mid	/	24.2	25	0.099	0.12	0.076	0.09	0.19
Cheek	R	LTE Band12	1	23130	711	1RB-Mid	13	24.2	25	0.175	0.21	0.136	0.16	-0.06
Tilt	R	LTE Band12	1	23130	711	1RB-Mid	/	24.2	25	0.11	0.13	0.088	0.11	-0.03
Cheek	L	LTE Band12	1	23130	711	25RB-Mid	/	23.28	24	0.132	0.16	0.099	0.12	0.19
Tilt	L	LTE Band12	1	23130	711	25RB-Mid	/	23.28	24	0.079	0.09	0.059	0.07	0.03
Cheek	R	LTE Band12	1	23130	711	25RB-Mid	/	23.28	24	0.142	0.17	0.109	0.13	0.17
Tilt	R	LTE Band12	1	23130	711	25RB-Mid	/	23.28	24	0.1	0.12	0.074	0.09	-0.02
Body	F	LTE Band12	1	23130	711	1RB-Mid Front 12mm	/	24.2	25	0.214	0.26	0.163	0.20	-0.16
Body	F	LTE Band12	1	23130	711	1RB-Mid Rear 17mm	14	24.2	25	0.275	0.33	0.21	0.25	-0.05
Body	F	LTE Band12	1	23130	711	1RB-Mid Left Edge 10mm	/	24.2	25	0.052	0.06	0.036	0.04	-0.05
Body	F	LTE Band12	1	23130	711	1RB-Mid Right Edge 10mm	/	24.2	25	0.061	0.07	0.043	0.05	0.05
Body	F	LTE Band12	1	23130	711	1RB-Mid Bottom Edge 17mm	/	24.2	25	<0.01	<0.01	<0.01	<0.01	/
Body	F	LTE Band12	1	23130	711	25RB-Mid Front 12mm	/	23.28	24	0.174	0.21	0.132	0.16	0.11
Body	F	LTE Band12	1	23130	711	25RB-Mid Rear 17mm	/	23.28	24	0.222	0.26	0.17	0.20	0.13
Body	F	LTE Band12	1	23130	711	25RB-Mid Left Edge 10mm	/	23.28	24	0.057	0.07	0.039	0.05	-0.14
Body	F	LTE Band12	1	23130	711	25RB-Mid Right Edge 10mm	/	23.28	24	0.064	0.08	0.045	0.05	-0.1
Body	F	LTE Band12	1	23130	711	25RB-Mid Bottom Edge 17mm	/	23.28	24	<0.01	<0.01	<0.01	<0.01	/
Body	F	LTE Band12	1	23130	711	1RB-Mid Front 10mm	/	23.16	24	0.174	0.21	0.135	0.16	0.02
Body	F	LTE Band12	1	23130	711	1RB-Mid Rear 10mm	/	23.16	24	0.242	0.29	0.186	0.23	-0.04
Body	F	LTE Band12	1	23130	711	1RB-Mid Bottom Edge 10mm	/	23.16	24	0.049	0.06	0.027	0.03	0.06
Body	F	LTE Band12	1	23130	711	25RB-Mid Front 10mm	/	23.15	24	0.159	0.19	0.124	0.15	-0.01
Body	F	LTE Band12	1	23130	711	25RB-Mid Rear 10mm	/	23.15	24	0.222	0.27	0.17	0.21	0.15
Body	F	LTE Band12	1	23130	711	25RB-Mid Bottom Edge 10mm	/	23.15	24	0.035	0.04	0.024	0.03	/

Table 14.1-4: SAR Values (LTE B25-ANT3/LTE B26-ANT1)

Test Position	Phantom position L/R/F	Frequency Band	ANT	Channel Number	Frequency (MHz)	Test setup/Position	Note/ Fig No.	EUT Measured Power (dBm)	Tune up (dBm)	Measured SAR 1g (W/kg)	Calculated SAR 1g (W/kg)	Measured SAR 10g (W/kg)	Calculated SAR 10g (W/kg)	Power Drift
Cheek	L	LTE Band25	3	26140	1860	1RB-High	/	16.98	17.5	0.277	0.31	0.17	0.19	-0.16
Tilt	L	LTE Band25	3	26140	1860	1RB-High	/	16.98	17.5	0.332	0.37	0.179	0.20	-0.02
Cheek	R	LTE Band25	3	26140	1860	1RB-High	15	16.98	17.5	0.499	0.56	0.261	0.29	0.04
Tilt	R	LTE Band25	3	26140	1860	1RB-High	/	16.98	17.5	0.481	0.54	0.242	0.27	-0.05
Cheek	L	LTE Band25	3	26140	1860	50RB-Low	/	16.88	17.5	0.26	0.30	0.158	0.18	-0.01
Tilt	L	LTE Band25	3	26140	1860	50RB-Low	/	16.88	17.5	0.315	0.36	0.169	0.19	-0.15
Cheek	R	LTE Band25	3	26140	1860	50RB-Low	/	16.88	17.5	0.459	0.53	0.242	0.28	0.05
Tilt	R	LTE Band25	3	26140	1860	50RB-Low	/	16.88	17.5	0.439	0.51	0.219	0.25	0.15
Body	F	LTE Band25	3	26140	1860	1RB-Mid Front 19mm	/	23.68	24.5	0.214	0.26	0.136	0.16	-0.19
Body	F	LTE Band25	3	26140	1860	1RB-Mid Rear 23mm	/	23.68	24.5	0.17	0.21	0.111	0.13	-0.13
Body	F	LTE Band25	3	26140	1860	1RB-Mid Left 10mm	/	23.68	24.5	0.291	0.35	0.174	0.21	0.02
Body	F	LTE Band25	3	26140	1860	1RB-Mid Top 27mm	/	23.68	24.5	0.176	0.21	0.116	0.14	-0.13
Body	F	LTE Band25	3	26140	1860	50RB-Mid Front 19mm	/	22.69	23.5	0.167	0.20	0.107	0.13	-0.06
Body	F	LTE Band25	3	26140	1860	50RB-Mid Rear 23mm	/	22.69	23.5	0.136	0.16	0.088	0.11	0.07
Body	F	LTE Band25	3	26140	1860	50RB-Mid Left 10mm	/	22.69	23.5	0.227	0.27	0.136	0.16	-0.18
Body	F	LTE Band25	3	26140	1860	50RB-Mid Top 27mm	/	22.69	23.5	0.147	0.18	0.098	0.12	-0.1
Body	F	LTE Band25	3	26140	1860	1RB-Mid Front 10mm	/	20.52	21.5	0.337	0.42	0.188	0.24	0.08
Body	F	LTE Band25	3	26140	1860	1RB-Mid Rear 10mm	/	20.52	21.5	0.423	0.53	0.224	0.28	0.14
Body	F	LTE Band25	3	26140	1860	1RB-Mid Top 10mm	16	20.52	21.5	0.486	0.61	0.253	0.32	0.01
Body	F	LTE Band25	3	26140	1860	50RB-High Front 10mm	/	20.46	21.5	0.314	0.40	0.179	0.23	-0.06
Body	F	LTE Band25	3	26140	1860	50RB-High Rear 10mm	/	20.46	21.5	0.402	0.51	0.217	0.28	-0.12
Body	F	LTE Band25	3	26140	1860	50RB-High Top 10mm	/	20.46	21.5	0.473	0.60	0.244	0.31	0.06
Cheek	L	LTE Band26	1	26775	822.5	1RB-Mid	17	24.14	25	0.187	0.23	0.143	0.17	0.06
Tilt	L	LTE Band26	1	26775	822.5	1RB-Mid	/	24.14	25	0.109	0.13	0.087	0.11	-0.19
Cheek	R	LTE Band26	1	26775	822.5	1RB-Mid	/	24.14	25	0.181	0.22	0.143	0.17	0.17
Tilt	R	LTE Band26	1	26775	822.5	1RB-Mid	/	24.14	25	0.114	0.14	0.089	0.11	0.03
Cheek	L	LTE Band26	1	26775	822.5	36RB-Mid	/	23.03	24	0.147	0.18	0.114	0.14	0.01
Tilt	L	LTE Band26	1	26775	822.5	36RB-Mid	/	23.03	24	0.087	0.11	0.069	0.09	0.12
Cheek	R	LTE Band26	1	26775	822.5	36RB-Mid	/	23.03	24	0.149	0.19	0.117	0.15	0.11
Tilt	R	LTE Band26	1	26775	822.5	36RB-Mid	/	23.03	24	0.091	0.11	0.073	0.09	-0.03
Body	F	LTE Band26	1	26775	822.5	1RB-Mid Front 12mm	/	24.14	25	0.182	0.22	0.14	0.17	-0.06
Body	F	LTE Band26	1	26775	822.5	1RB-Mid Rear 17mm	/	24.14	25	0.19	0.23	0.143	0.17	0.07
Body	F	LTE Band26	1	26775	822.5	1RB-Mid Left Edge 10mm	/	24.14	25	0.1	0.12	0.07	0.09	0.05
Body	F	LTE Band26	1	26775	822.5	1RB-Mid Right Edge 10mm	/	24.14	25	0.141	0.17	0.101	0.12	0.08
Body	F	LTE Band26	1	26775	822.5	1RB-Mid Bottom Edge 17mm	/	24.14	25	<0.01	<0.01	<0.01	<0.01	/
Body	F	LTE Band26	1	26775	822.5	36RB-Mid Front 12mm	/	23.03	24	0.149	0.19	0.116	0.15	-0.08
Body	F	LTE Band26	1	26775	822.5	36RB-Mid Rear 17mm	/	23.03	24	0.15	0.19	0.115	0.14	0.11
Body	F	LTE Band26	1	26775	822.5	36RB-Mid Left Edge 10mm	/	23.03	24	0.09	0.11	0.062	0.08	0.15
Body	F	LTE Band26	1	26775	822.5	36RB-Mid Right Edge 10mm	/	23.03	24	0.074	0.09	0.052	0.07	0.02
Body	F	LTE Band26	1	26775	822.5	36RB-Mid Bottom Edge 17mm	/	23.03	24	<0.01	<0.01	<0.01	<0.01	/
Body	F	LTE Band26	1	26775	822.5	1RB-Mid Front 10mm	/	23.14	24	0.163	0.20	0.124	0.15	-0.18
Body	F	LTE Band26	1	26775	822.5	1RB-Mid Rear 10mm	18	23.14	24	0.201	0.25	0.151	0.18	-0.01
Body	F	LTE Band26	1	26775	822.5	1RB-Mid Bottom Edge 10mm	/	23.14	24	0.069	0.08	0.035	0.04	0.16
Body	F	LTE Band26	1	26775	822.5	36RB-Mid Front 10mm	/	23.19	24	0.157	0.19	0.12	0.14	-0.02
Body	F	LTE Band26	1	26775	822.5	36RB-Mid Rear 10mm	/	23.19	24	0.195	0.23	0.147	0.18	0.05
Body	F	LTE Band26	1	26775	822.5	36RB-Mid Bottom Edge 10mm	/	23.19	24	0.065	0.08	0.032	0.04	/

Table 14.1-5: SAR Values (LTE B41-ANT3/LTE B66-ANT3)

Test Position	Phantom position L/R/F	Frequency Band	ANT	Channel Number	Frequency (MHz)	Test setup/Position	Note/ Fig No.	EUT Measured Power (dBm)	Tune up (dBm)	Measured SAR 1g (W/kg)	Calculated SAR 1g (W/kg)	Measured SAR 10g (W/kg)	Calculated SAR 10g (W/kg)	Power Drift
Cheek	L	LTE Band41	3	41490	2680	1RB-Low	/	17.06	17.5	0.097	0.11	0.053	0.06	-0.02
Tilt	L	LTE Band41	3	41490	2680	1RB-Low	/	17.06	17.5	0.176	0.19	0.094	0.10	-0.11
Cheek	R	LTE Band41	3	41490	2680	1RB-Low	/	17.06	17.5	0.25	0.28	0.131	0.14	0.08
Tilt	R	LTE Band41	3	41490	2680	1RB-Low	19	17.06	17.5	0.37	0.41	0.169	0.19	0.07
Cheek	L	LTE Band41	3	41490	2680	50RB-Low	/	16.95	17.5	0.09	0.10	0.048	0.05	0.07
Tilt	L	LTE Band41	3	41490	2680	50RB-Low	/	16.95	17.5	0.166	0.19	0.089	0.10	-0.08
Cheek	R	LTE Band41	3	41490	2680	50RB-Low	/	16.95	17.5	0.232	0.26	0.124	0.14	0.02
Tilt	R	LTE Band41	3	41490	2680	50RB-Low	/	16.95	17.5	0.345	0.39	0.159	0.18	-0.13
Body	F	LTE Band41	3	41490	2680	1RB-Low Front 19mm	/	23.61	24.5	0.127	0.16	0.074	0.09	-0.15
Body	F	LTE Band41	3	41490	2680	1RB-Low Rear 23mm	/	23.61	24.5	0.096	0.12	0.053	0.07	-0.09
Body	F	LTE Band41	3	41490	2680	1RB-Low Left 10mm	/	23.61	24.5	0.312	0.38	0.164	0.20	0.03
Body	F	LTE Band41	3	41490	2680	1RB-Low Top 27mm	/	23.61	24.5	0.103	0.13	0.058	0.07	0.04
Body	F	LTE Band41	3	41490	2680	50RB-Low Front 19mm	/	22.69	23.5	0.107	0.13	0.063	0.08	-0.09
Body	F	LTE Band41	3	41490	2680	50RB-Low Rear 23mm	/	22.69	23.5	0.074	0.09	0.041	0.05	-0.09
Body	F	LTE Band41	3	41490	2680	50RB-Low Left 10mm	/	22.69	23.5	0.252	0.30	0.136	0.16	-0.13
Body	F	LTE Band41	3	41490	2680	50RB-Low Top 27mm	/	22.69	23.5	0.077	0.09	0.043	0.05	-0.07
Body	F	LTE Band41	3	41490	2680	1RB-Low Front 10mm	/	20.08	20.5	0.168	0.19	0.084	0.09	-0.02
Body	F	LTE Band41	3	41490	2680	1RB-Low Rear 10mm	/	20.08	20.5	0.253	0.28	0.105	0.12	-0.09
Body	F	LTE Band41	3	41490	2680	1RB-Low Top 10mm	20	20.08	20.5	0.389	0.43	0.158	0.17	0.1
Body	F	LTE Band41	3	41490	2680	50RB-Low Front 10mm	/	20.15	20.5	0.155	0.17	0.077	0.08	0.15
Body	F	LTE Band41	3	41490	2680	50RB-Low Rear 10mm	/	20.15	20.5	0.231	0.25	0.095	0.10	-0.13
Body	F	LTE Band41	3	41490	2680	50RB-Low Top 10mm	/	20.15	20.5	0.368	0.40	0.14	0.15	0.19
Cheek	L	LTE Band66	3	132072	1720	1RB-Mid	/	16.52	17.5	0.215	0.27	0.135	0.17	0.18
Tilt	L	LTE Band66	3	132072	1720	1RB-Mid	/	16.52	17.5	0.219	0.27	0.129	0.16	0.15
Cheek	R	LTE Band66	3	132072	1720	1RB-Mid	21	16.52	17.5	0.322	0.40	0.177	0.22	-0.05
Tilt	R	LTE Band66	3	132072	1720	1RB-Mid	/	16.52	17.5	0.26	0.33	0.138	0.17	-0.12
Cheek	L	LTE Band66	3	132072	1720	50RB-High	/	16.43	17.5	0.209	0.27	0.132	0.17	0.01
Tilt	L	LTE Band66	3	132072	1720	50RB-High	/	16.43	17.5	0.214	0.27	0.124	0.16	-0.16
Cheek	R	LTE Band66	3	132072	1720	50RB-High	/	16.43	17.5	0.304	0.39	0.168	0.21	-0.09
Tilt	R	LTE Band66	3	132072	1720	50RB-High	/	16.43	17.5	0.259	0.33	0.137	0.18	-0.15
Body	F	LTE Band66	3	132072	1720	1RB-Low Front 19mm	/	23.22	24.5	0.188	0.25	0.121	0.16	0.05
Body	F	LTE Band66	3	132072	1720	1RB-Low Rear 23mm	/	23.22	24.5	0.145	0.19	0.094	0.13	0.02
Body	F	LTE Band66	3	132072	1720	1RB-Low Left 10mm	/	23.22	24.5	0.245	0.33	0.144	0.19	-0.08
Body	F	LTE Band66	3	132072	1720	1RB-Low Top 27mm	/	23.22	24.5	0.12	0.16	0.073	0.10	-0.17
Body	F	LTE Band66	3	132072	1720	50RB-Low Front 19mm	/	22.29	23.5	0.147	0.19	0.096	0.13	0.18
Body	F	LTE Band66	3	132072	1720	50RB-Low Rear 23mm	/	22.29	23.5	0.114	0.15	0.073	0.10	0.11
Body	F	LTE Band66	3	132072	1720	50RB-Low Left 10mm	/	22.29	23.5	0.212	0.28	0.122	0.16	-0.09
Body	F	LTE Band66	3	132072	1720	50RB-Low Top 27mm	/	22.29	23.5	0.086	0.11	0.053	0.07	0.1
Body	F	LTE Band66	3	132072	1720	1RB-Low Front 10mm	/	21.45	22.5	0.295	0.38	0.178	0.23	-0.16
Body	F	LTE Band66	3	132072	1720	1RB-Low Rear 10mm	22	21.45	22.5	0.397	0.51	0.214	0.27	-0.01
Body	F	LTE Band66	3	132072	1720	1RB-Low Top 10mm	/	21.45	22.5	0.353	0.45	0.192	0.24	-0.18
Body	F	LTE Band66	3	132072	1720	50RB-Mid Front 10mm	/	21.46	22.5	0.279	0.35	0.162	0.21	0.16
Body	F	LTE Band66	3	132072	1720	50RB-Mid Rear 10mm	/	21.46	22.5	0.376	0.48	0.204	0.26	-0.1
Body	F	LTE Band66	3	132072	1720	50RB-Mid Top 10mm	/	21.46	22.5	0.339	0.43	0.181	0.23	0.19

Table 14.1-6: SAR Values (LTE B7-ANT1/LTE B25-ANT1)

Test Position	Phantom position L/R/F	Frequency Band	ANT	Channel Number	Frequency (MHz)	Test setup/Position	Note/ Fig No.	EUT Measured Power (dBm)	Tune up (dBm)	Measured SAR 1g (W/kg)	Calculated SAR 1g (W/kg)	Measured SAR 10g (W/kg)	Calculated SAR 10g (W/kg)	Power Drift
Cheek	L	LTE Band7	1	21350	2560	1RB-Mid	/	21.13	22	<0.01	<0.01	<0.01	<0.01	/
Tilt	L	LTE Band7	1	21350	2560	1RB-Mid	/	21.13	22	<0.01	<0.01	<0.01	<0.01	/
Cheek	R	LTE Band7	1	21350	2560	1RB-Mid	23	21.13	22	0.053	0.06	0.026	0.03	0.05
Tilt	R	LTE Band7	1	21350	2560	1RB-Mid	/	21.13	22	<0.01	<0.01	<0.01	<0.01	/
Cheek	L	LTE Band7	1	21350	2560	50RB-Mid	/	21.22	22	<0.01	<0.01	<0.01	<0.01	/
Tilt	L	LTE Band7	1	21350	2560	50RB-Mid	/	21.22	22	<0.01	<0.01	<0.01	<0.01	/
Cheek	R	LTE Band7	1	21350	2560	50RB-Mid	/	21.22	22	0.04	0.05	0.02	0.02	-0.02
Tilt	R	LTE Band7	1	21350	2560	50RB-Mid	/	21.22	22	<0.01	<0.01	<0.01	<0.01	/
Body	F	LTE Band7	1	21350	2560	1RB-Mid Front 14mm	24	22.85	24	0.544	0.71	0.448	0.58	0.07
Body	F	LTE Band7	1	21350	2560	1RB-Mid Front 19mm	/	22.85	24	0.271	0.35	0.141	0.18	0.1
Body	F	LTE Band7	1	21350	2560	1RB-Mid Rear 17mm	/	22.85	24	0.517	0.67	0.26	0.34	0.15
Body	F	LTE Band7	1	21350	2560	1RB-Mid Rear 23mm	/	22.85	24	0.345	0.45	0.182	0.24	-0.03
Body	F	LTE Band7	1	21350	2560	1RB-Mid Left 10mm	/	22.85	24	0.114	0.15	0.065	0.08	0.12
Body	F	LTE Band7	1	21350	2560	1RB-Mid Right 10mm	/	22.85	24	0.101	0.13	0.056	0.07	0.1
Body	F	LTE Band7	1	21350	2560	1RB-Mid Bottom 21mm	/	22.85	24	0.497	0.65	0.254	0.33	0.01
Body	F	LTE Band7	1	21350	2560	50RB-Mid Front 14mm	/	21.89	23	0.468	0.60	0.224	0.29	0.05
Body	F	LTE Band7	1	21350	2560	50RB-Mid Rear 17mm	/	21.89	23	0.429	0.55	0.213	0.28	0.01
Body	F	LTE Band7	1	21350	2560	50RB-Mid Left 10mm	/	21.89	23	0.081	0.10	0.046	0.06	0.03
Body	F	LTE Band7	1	21350	2560	50RB-Mid Right 10mm	/	21.89	23	0.051	0.07	0.028	0.04	-0.02
Body	F	LTE Band7	1	21350	2560	50RB-Mid Bottom 21mm	/	21.89	23	0.401	0.52	0.195	0.25	0.13
Body	F	LTE Band7	1	21350	2560	1RB-Low Front 10mm	/	14.09	15	0.134	0.17	0.063	0.08	-0.13
Body	F	LTE Band7	1	21350	2560	1RB-Low Rear 10mm	/	14.09	15	0.191	0.24	0.086	0.11	-0.19
Body	F	LTE Band7	1	21350	2560	1RB-Low Bottom 10mm	/	14.09	15	0.274	0.34	0.114	0.14	-0.03
Body	F	LTE Band7	1	21350	2560	50RB-Low Front 10mm	/	14.24	15	0.132	0.16	0.06	0.07	-0.12
Body	F	LTE Band7	1	21350	2560	50RB-Low Rear 10mm	/	14.24	15	0.19	0.23	0.082	0.10	0.04
Body	F	LTE Band7	1	21350	2560	50RB-Low Bottom 10mm	/	14.24	15	0.266	0.32	0.108	0.13	-0.11
Cheek	L	LTE Band25	1	26365	1882.5	1RB-High	/	23.57	24.5	<0.01	<0.01	<0.01	<0.01	/
Tilt	L	LTE Band25	1	26365	1882.5	1RB-High	/	23.57	24.5	<0.01	<0.01	<0.01	<0.01	/
Cheek	R	LTE Band25	1	26365	1882.5	1RB-High	25	23.57	24.5	0.042	0.05	0.025	0.03	-0.07
Tilt	R	LTE Band25	1	26365	1882.5	1RB-High	/	23.57	24.5	<0.01	<0.01	<0.01	<0.01	/
Cheek	L	LTE Band25	1	26365	1882.5	50RB-Mid	/	22.57	23.5	<0.01	<0.01	<0.01	<0.01	/
Tilt	L	LTE Band25	1	26365	1882.5	50RB-Mid	/	22.57	23.5	<0.01	<0.01	<0.01	<0.01	/
Cheek	R	LTE Band25	1	26365	1882.5	50RB-Mid	/	22.57	23.5	0.023	0.03	0.014	0.02	0.12
Tilt	R	LTE Band25	1	26365	1882.5	50RB-Mid	/	22.57	23.5	<0.01	<0.01	<0.01	<0.01	/
Body	F	LTE Band25	1	26365	1882.5	1RB-Mid Front 12mm	/	23.57	24.5	0.353	0.44	0.201	0.25	0.13
Body	F	LTE Band25	1	26365	1882.5	1RB-Mid Rear 17mm	/	23.57	24.5	0.315	0.39	0.184	0.23	0.08
Body	F	LTE Band25	1	26365	1882.5	1RB-Mid Left 10mm	/	23.57	24.5	<0.01	<0.01	<0.01	<0.01	/
Body	F	LTE Band25	1	26365	1882.5	1RB-Mid Right 10mm	/	23.57	24.5	0.043	0.05	0.028	0.03	0.09
Body	F	LTE Band25	1	26365	1882.5	1RB-Mid Bottom 17mm	26	23.57	24.5	0.524	0.65	0.304	0.38	-0.04
Body	F	LTE Band25	1	26365	1882.5	50RB-Mid Front 12mm	/	22.57	23.5	0.28	0.35	0.16	0.20	-0.06
Body	F	LTE Band25	1	26365	1882.5	50RB-Mid Rear 17mm	/	22.57	23.5	0.251	0.31	0.145	0.18	-0.04
Body	F	LTE Band25	1	26365	1882.5	50RB-Mid Left 10mm	/	22.57	23.5	<0.01	<0.01	<0.01	<0.01	/
Body	F	LTE Band25	1	26365	1882.5	50RB-Mid Right 10mm	/	22.57	23.5	<0.01	<0.01	<0.01	<0.01	/
Body	F	LTE Band25	1	26365	1882.5	50RB-Mid Bottom 17mm	/	22.57	23.5	0.428	0.53	0.248	0.31	-0.16
Body	F	LTE Band25	1	26140	1860	1RB-Mid Front 10mm	/	16.65	17.5	0.083	0.10	0.046	0.06	0.03
Body	F	LTE Band25	1	26140	1860	1RB-Mid Rear 10mm	/	16.65	17.5	0.129	0.16	0.069	0.08	0.18
Body	F	LTE Band25	1	26140	1860	1RB-Mid Bottom 10mm	/	16.65	17.5	0.217	0.26	0.115	0.14	0.02
Body	F	LTE Band25	1	26140	1860	50RB-Low Front 10mm	/	16.5	17.5	0.069	0.09	0.039	0.05	-0.07
Body	F	LTE Band25	1	26140	1860	50RB-Low Rear 10mm	/	16.5	17.5	0.121	0.15	0.064	0.08	-0.13
Body	F	LTE Band25	1	26140	1860	50RB-Low Bottom 10mm	/	16.5	17.5	0.193	0.24	0.098	0.12	0.17

Note1: The results above are for ENDC only.

Table 14.1-7: SAR Values (LTE B41-ANT1/LTE B66-ANT1)

Test Position	Phantom position L/R/F	Frequency Band	ANT	Channel Number	Frequency (MHz)	Test setup/Position	Note/ Fig No.	EUT Measured Power (dBm)	Tune up (dBm)	Measured SAR 1g (W/kg)	Calculated SAR 1g (W/kg)	Measured SAR 10g (W/kg)	Calculated SAR 10g (W/kg)	Power Drift
Cheek	L	LTE Band41	1	40185	2549.5	1RB-Low	/	22.49	23.5	<0.01	<0.01	<0.01	<0.01	/
Tilt	L	LTE Band41	1	40185	2549.5	1RB-Low	/	22.49	23.5	<0.01	<0.01	<0.01	<0.01	/
Cheek	R	LTE Band41	1	40185	2549.5	1RB-Low	27	22.49	23.5	0.033	0.04	0.016	0.02	0.05
Tilt	R	LTE Band41	1	40185	2549.5	1RB-Low	/	22.49	23.5	<0.01	<0.01	<0.01	<0.01	/
Cheek	L	LTE Band41	1	40185	2549.5	50RB-Low	/	22.45	23.5	<0.01	<0.01	<0.01	<0.01	/
Tilt	L	LTE Band41	1	40185	2549.5	50RB-Low	/	22.45	23.5	<0.01	<0.01	<0.01	<0.01	/
Cheek	R	LTE Band41	1	40185	2549.5	50RB-Low	/	22.45	23.5	0.024	0.03	0.011	0.01	-0.09
Tilt	R	LTE Band41	1	40185	2549.5	50RB-Low	/	22.45	23.5	<0.01	<0.01	<0.01	<0.01	/
Body	F	LTE Band41	1	40620	2593	1RB-Low Front 12mm	/	23.34	24.5	0.394	0.51	0.191	0.25	0.16
Body	F	LTE Band41	1	40620	2593	1RB-Low Rear 17mm	/	23.34	24.5	0.262	0.34	0.136	0.18	0.03
Body	F	LTE Band41	1	40620	2593	1RB-Low Left 10mm	/	23.34	24.5	0.044	0.06	0.026	0.03	0.11
Body	F	LTE Band41	1	40620	2593	1RB-Low Right 10mm	/	23.34	24.5	0.07	0.09	0.039	0.05	0.1
Body	F	LTE Band41	1	40620	2593	1RB-Low Bottom 17mm	28	23.34	24.5	0.403	0.53	0.197	0.26	-0.04
Body	F	LTE Band41	1	40620	2593	50RB-Low Front 12mm	/	22.3	23.5	0.317	0.42	0.154	0.20	0.01
Body	F	LTE Band41	1	40620	2593	50RB-Low Rear 17mm	/	22.3	23.5	0.204	0.27	0.106	0.14	-0.02
Body	F	LTE Band41	1	40620	2593	50RB-Low Left 10mm	/	22.3	23.5	<0.01	<0.01	<0.01	<0.01	/
Body	F	LTE Band41	1	40620	2593	50RB-Low Right 10mm	/	22.3	23.5	0.047	0.06	0.027	0.04	-0.07
Body	F	LTE Band41	1	40620	2593	50RB-Low Bottom 17mm	/	22.3	23.5	0.311	0.41	0.157	0.21	0.13
Body	F	LTE Band41	1	40185	2549.5	1RB-Mid Front 10mm	/	15.67	16.5	0.075	0.09	0.032	0.04	-0.05
Body	F	LTE Band41	1	40185	2549.5	1RB-Mid Rear 10mm	/	15.67	16.5	0.103	0.12	0.045	0.05	-0.19
Body	F	LTE Band41	1	40185	2549.5	1RB-Mid Bottom 10mm	/	15.67	16.5	0.15	0.18	0.062	0.08	-0.11
Body	F	LTE Band41	1	40185	2549.5	50RB-Mid Front 10mm	/	15.47	16.5	0.067	0.08	0.027	0.03	0.17
Body	F	LTE Band41	1	40185	2549.5	50RB-Mid Rear 10mm	/	15.47	16.5	0.086	0.11	0.036	0.05	-0.02
Body	F	LTE Band41	1	40185	2549.5	50RB-Mid Bottom 10mm	/	15.47	16.5	0.131	0.17	0.056	0.07	0.11
Cheek	L	LTE Band66	1	132322	1745	1RB-High	/	23.44	24.5	<0.01	<0.01	<0.01	<0.01	/
Tilt	L	LTE Band66	1	132322	1745	1RB-High	/	23.44	24.5	<0.01	<0.01	<0.01	<0.01	/
Cheek	R	LTE Band66	1	132322	1745	1RB-High	29	23.44	24.5	0.026	0.03	0.016	0.02	0.01
Tilt	R	LTE Band66	1	132322	1745	1RB-High	/	23.44	24.5	<0.01	<0.01	<0.01	<0.01	/
Cheek	L	LTE Band66	1	132322	1745	50RB-Mid	/	22.4	23.5	<0.01	<0.01	<0.01	<0.01	/
Tilt	L	LTE Band66	1	132322	1745	50RB-Mid	/	22.4	23.5	<0.01	<0.01	<0.01	<0.01	/
Cheek	R	LTE Band66	1	132322	1745	50RB-Mid	/	22.4	23.5	<0.01	<0.01	<0.01	<0.01	/
Tilt	R	LTE Band66	1	132322	1745	50RB-Mid	/	22.4	23.5	<0.01	<0.01	<0.01	<0.01	/
Body	F	LTE Band66	1	132322	1745	1RB-High Front 12mm	/	23.44	24.5	0.271	0.35	0.156	0.20	0.06
Body	F	LTE Band66	1	132322	1745	1RB-High Rear 17mm	/	23.44	24.5	0.276	0.35	0.164	0.21	0.08
Body	F	LTE Band66	1	132322	1745	1RB-High Left 10mm	/	23.44	24.5	<0.01	<0.01	<0.01	<0.01	/
Body	F	LTE Band66	1	132322	1745	1RB-High Right 10mm	/	23.44	24.5	0.053	0.07	0.034	0.04	-0.12
Body	F	LTE Band66	1	132322	1745	1RB-High Bottom 17mm	/	23.44	24.5	0.394	0.50	0.23	0.29	0.02
Body	F	LTE Band66	1	132322	1745	50RB-Mid Front 12mm	/	22.4	23.5	0.223	0.29	0.127	0.16	0.01
Body	F	LTE Band66	1	132322	1745	50RB-Mid Rear 17mm	/	22.4	23.5	0.227	0.29	0.134	0.17	0.14
Body	F	LTE Band66	1	132322	1745	50RB-Mid Left 10mm	/	22.4	23.5	<0.01	<0.01	<0.01	<0.01	/
Body	F	LTE Band66	1	132322	1745	50RB-Mid Right 10mm	/	22.4	23.5	<0.01	<0.01	<0.01	<0.01	/
Body	F	LTE Band66	1	132322	1745	50RB-Mid Bottom 17mm	/	22.4	23.5	0.323	0.42	0.186	0.24	0.11
Body	F	LTE Band66	1	132322	1745	1RB-Low Front 10mm	/	19.75	20.5	0.171	0.20	0.095	0.11	0.05
Body	F	LTE Band66	1	132322	1745	1RB-Low Rear 10mm	/	19.75	20.5	0.31	0.37	0.166	0.20	0.04
Body	F	LTE Band66	1	132322	1745	1RB-Low Bottom 10mm	30	19.75	20.5	0.431	0.51	0.233	0.28	-0.01
Body	F	LTE Band66	1	132322	1745	50RB-Mid Front 10mm	/	19.67	20.5	0.158	0.19	0.087	0.11	-0.06
Body	F	LTE Band66	1	132322	1745	50RB-Mid Rear 10mm	/	19.67	20.5	0.282	0.34	0.153	0.19	-0.09
Body	F	LTE Band66	1	132322	1745	50RB-Mid Bottom 10mm	/	19.67	20.5	0.404	0.49	0.213	0.26	0.04

Note1: The results above are for ENDC only.

Table 14.1-8: SAR Values (LTE B28-ANT1)

Test Position	Phantom position L/R/F	Frequency Band	ANT	Channel Number	Frequency (MHz)	Test setup/Position	Note/ Fig No.	EUT Measured Power (dBm)	Tune up (dBm)	Measured SAR 1g (W/kg)	Calculated SAR 1g (W/kg)	Measured SAR 10g (W/kg)	Calculated SAR 10g (W/kg)	Power Drift
Cheek	L	LTE Band28	1	27560	738	1RB-High	31	24.48	25.5	0.129	0.16	0.1	0.13	-0.08
Tilt	L	LTE Band28	1	27560	738	1RB-High	/	24.48	25.5	0.084	0.11	0.069	0.09	-0.12
Cheek	R	LTE Band28	1	27560	738	1RB-High	/	24.48	25.5	0.111	0.14	0.09	0.11	0.03
Tilt	R	LTE Band28	1	27560	738	1RB-High	/	24.48	25.5	0.089	0.11	0.074	0.09	-0.14
Cheek	L	LTE Band28	1	27560	738	50RB-Md	/	23.49	24.5	0.09	0.11	0.073	0.09	0.03
Tilt	L	LTE Band28	1	27560	738	50RB-Md	/	23.49	24.5	0.066	0.08	0.051	0.06	-0.05
Cheek	R	LTE Band28	1	27560	738	50RB-Md	/	23.49	24.5	0.099	0.12	0.081	0.10	-0.04
Tilt	R	LTE Band28	1	27560	738	50RB-Md	/	23.49	24.5	0.067	0.08	0.056	0.07	-0.02
Body	F	LTE Band28	1	27560	738	1RB-High Front 12mm	/	24.48	25.5	0.157	0.20	0.113	0.14	-0.06
Body	F	LTE Band28	1	27560	738	1RB-High Rear 17mm	/	24.48	25.5	0.188	0.24	0.124	0.16	-0.01
Body	F	LTE Band28	1	27560	738	1RB-High Left Edge 10mm	/	24.48	25.5	0.126	0.16	0.083	0.10	0.09
Body	F	LTE Band28	1	27560	738	1RB-High Right Edge 10mm	/	24.48	25.5	0.099	0.13	0.065	0.08	-0.01
Body	F	LTE Band28	1	27560	738	1RB-High Bottom Edge 17mm	/	24.48	25.5	<0.01	<0.01	<0.01	<0.01	/
Body	F	LTE Band28	1	27560	738	50RB-Md Front 12mm	/	23.49	24.5	0.144	0.18	0.105	0.13	0.09
Body	F	LTE Band28	1	27560	738	50RB-Md Rear 17mm	/	23.49	24.5	0.17	0.21	0.122	0.15	0.04
Body	F	LTE Band28	1	27560	738	50RB-Md Left Edge 10mm	/	23.49	24.5	0.065	0.08	0.042	0.05	0.06
Body	F	LTE Band28	1	27560	738	50RB-Md Right Edge 10mm	/	23.49	24.5	0.093	0.12	0.062	0.08	-0.11
Body	F	LTE Band28	1	27560	738	50RB-Md Bottom Edge 17mm	/	23.49	24.5	<0.01	<0.01	<0.01	<0.01	/
Body	F	LTE Band28	1	27560	738	1RB-High Front 10mm	/	23.17	24	0.148	0.18	0.108	0.13	0.11
Body	F	LTE Band28	1	27560	738	1RB-High Rear 10mm	32	23.17	24	0.203	0.25	0.158	0.19	-0.01
Body	F	LTE Band28	1	27560	738	1RB-High Bottom Edge 10mm	/	23.17	24	<0.01	<0.01	<0.01	<0.01	/
Body	F	LTE Band28	1	27560	738	50RB-Low Front 10mm	/	23.05	24	0.097	0.12	0.071	0.09	-0.13
Body	F	LTE Band28	1	27560	738	50RB-Low Rear 10mm	/	23.05	24	0.14	0.17	0.101	0.13	0.15
Body	F	LTE Band28	1	27560	738	50RB-Low Bottom Edge 10mm	/	23.05	24	<0.01	<0.01	<0.01	<0.01	/

Note1: The results above are not for FCC certification.

14.2 SAR results for 5G NR

Table 14.2-1: SAR Values (n5-ANT1/n7-ANT3/n28-ANT1)

ANT	Test Position	Phantom position L/R/F	Frequency Band	Channel Number	Frequency (MHz)	Test setup/Position	Note/ Fig No.	EUT Measured Power (dBm)	Tune up (dBm)	Measured SAR 1g (W/kg)	Calculated SAR 1g (W/kg)	Measured SAR 10g (W/kg)	Calculated SAR 10g (W/kg)	Power Drift
N5 DFT-s-OFDM QPSK 15k 20M 50@25 24dB ANT1														
1	Cheek	L	N5	167300	836.5		/	24.34	25	0.221	0.26	0.158	0.18	-0.12
1	Tilt	L	N5	167300	836.5		/	24.34	25	0.129	0.15	0.096	0.11	-0.11
1	Cheek	R	N5	167300	836.5		33	24.34	25	0.233	0.27	0.177	0.21	-0.13
1	Tilt	R	N5	167300	836.5		/	24.34	25	0.132	0.15	0.098	0.11	-0.15
1	Cheek	R	N5	167300	836.5	CP-OFDM QPSK	/	22.89	23.5	0.185	0.21	0.142	0.16	0.11
N5 DFT-s-OFDM QPSK 15k 20M 50@25 24dB ANT1														
1	Body	F	N5	167300	836.5	Front 12mm	/	24.34	25	0.17	0.20	0.129	0.15	-0.07
1	Body	F	N5	167300	836.5	Rear 17mm	/	24.34	25	0.194	0.23	0.145	0.17	0.04
1	Body	F	N5	167300	836.5	Left Edge 10mm	/	24.34	25	0.112	0.13	0.076	0.09	-0.05
1	Body	F	N5	167300	836.5	Right Edge 10mm	/	24.34	25	0.172	0.20	0.115	0.13	0.01
1	Body	F	N5	167300	836.5	Bottom Edge 17mm	/	24.34	25	0.161	0.19	0.11	0.13	0.13
N5 DFT-s-OFDM QPSK 15k 20M 50@25 23dB ANT1														
1	Body	F	N5	167300	836.5	Front 10mm	/	23.16	24	0.16	0.19	0.095	0.12	0.04
1	Body	F	N5	167300	836.5	Rear 10mm	34	23.16	24	0.258	0.31	0.155	0.19	0.01
1	Body	F	N5	167300	836.5	Bottom Edge 10mm	/	23.16	24	0.168	0.20	0.086	0.10	0.12
1	Body	F	N5	167300	836.5	Rear 10mm CP-OFDM QPSK	/	22.65	23.5	0.232	0.28	0.137	0.17	0.13
N7 DFT-s-OFDM QPSK 15k 40M 108@54 13.5dB ANT3														
3	Cheek	L	N7	507000	2535		/	13.98	14.5	0.169	0.19	0.085	0.10	-0.09
3	Tilt	L	N7	507000	2535		/	13.98	14.5	0.259	0.29	0.127	0.14	-0.09
3	Cheek	R	N7	507000	2535		35	13.98	14.5	0.383	0.43	0.163	0.18	0.05
3	Tilt	R	N7	507000	2535		/	13.98	14.5	0.341	0.38	0.159	0.18	0.14
3	Cheek	R	N7	507000	2535	CP-OFDM QPSK	/	13.93	14.5	0.368	0.42	0.152	0.17	0.16
N7 DFT-s-OFDM QPSK 15k 40M 108@54 23dB ANT3														
3	Body	F	N7	507000	2535	Front 19mm	/	23.56	24	0.262	0.29	0.135	0.15	-0.03
3	Body	F	N7	507000	2535	Rear 23mm	/	23.56	24	0.294	0.33	0.156	0.17	-0.06
3	Body	F	N7	507000	2535	Left Edge 10mm	36	23.56	24	0.672	0.74	0.341	0.38	0.12
3	Body	F	N7	507000	2535	Right Edge 10mm	/	23.56	24	0.03	0.03	0.01	0.01	-0.11
3	Body	F	N7	507000	2535	Top Edge 27mm	/	23.56	24	0.371	0.41	0.202	0.22	-0.05
3	Body	F	N7	507000	2535	Left Edge 10mm CP-OFDM QPSK	/	22.15	22.5	0.631	0.68	0.313	0.34	-0.06
N7 DFT-s-OFDM QPSK 15k 40M 108@54 16.5dB ANT3														
3	Body	F	N7	507000	2535	Front 10mm	/	16.95	17.5	0.216	0.25	0.101	0.11	-0.17
3	Body	F	N7	507000	2535	Rear 10mm	/	16.95	17.5	0.376	0.43	0.166	0.19	0.16
3	Body	F	N7	507000	2535	Top Edge 10mm	/	16.95	17.5	0.584	0.66	0.249	0.28	-0.02
N28 DFT-s-OFDM QPSK 15k 5M 12@6 24dB ANT1														
1	Cheek	L	N28	145100	725.5		/	24.49	25	0.124	0.14	0.092	0.10	0.07
1	Tilt	L	N28	145100	725.5		/	24.49	25	0.084	0.09	0.063	0.07	0.16
1	Cheek	R	N28	145100	725.5		37	24.49	25	0.215	0.24	0.167	0.19	-0.02
1	Tilt	R	N28	145100	725.5		/	24.49	25	0.121	0.14	0.082	0.09	0.06
1	Cheek	R	N28	145100	725.5	CP-OFDM QPSK	/	22.96	23.5	0.184	0.21	0.143	0.16	0.06
N28 DFT-s-OFDM QPSK 15k 5M 12@6 24dB ANT1														
1	Body	F	N28	145100	725.5	Front 12mm	/	24.49	25	0.313	0.35	0.243	0.27	-0.05
1	Body	F	N28	145100	725.5	Rear 17mm	38	24.49	25	0.328	0.37	0.249	0.28	-0.01
1	Body	F	N28	145100	725.5	Left Edge 10mm	/	24.49	25	0.206	0.23	0.15	0.17	0.13
1	Body	F	N28	145100	725.5	Right Edge 10mm	/	24.49	25	0.229	0.26	0.169	0.19	0.02
1	Body	F	N28	145100	725.5	Bottom Edge 17mm	/	24.49	25	0.238	0.27	0.131	0.15	0.14
1	Body	F	N28	145100	725.5	Rear 17mm CP-OFDM QPSK	/	22.96	23.5	0.287	0.32	0.224	0.25	-0.07
N28 DFT-s-OFDM QPSK 15k 5M 12@6 23dB ANT1														
1	Body	F	N28	145100	725.5	Front 10mm	/	23.45	24	0.146	0.17	0.114	0.13	-0.13
1	Body	F	N28	145100	725.5	Rear 10mm	/	23.45	24	0.27	0.31	0.207	0.23	0.03
1	Body	F	N28	145100	725.5	Bottom Edge 10mm	/	23.45	24	0.16	0.18	0.086	0.10	-0.14

Note1: The results of N28 are not for FCC certification.

Table 14.2-2: SAR Values (n41-ANT3/n66-ANT3)

ANT	Test Position	Phantom position L/R/F	Frequency Band	Channel Number	Frequency (MHz)	Test setup/Position	Note/ Fig No.	EUT Measured Power (dBm)	Tune up (dBm)	Measured SAR 1g (W/kg)	Calculated SAR 1g (W/kg)	Measured SAR 10g (W/kg)	Calculated SAR 10g (W/kg)	Power Drift
N41 DFT-s-OFDM QPSK 30k 10M 12@6 14.5dB ANT3														
3	Cheek	L	N41	518598	2592.99		/	14.83	15.5	0.199	0.23	0.096	0.11	-0.05
3	Tilt	L	N41	518598	2592.99		/	14.83	15.5	0.344	0.40	0.164	0.19	-0.12
3	Cheek	R	N41	518598	2592.99		/	14.83	15.5	0.528	0.62	0.227	0.26	0.15
3	Tilt	R	N41	518598	2592.99		39	14.83	15.5	0.678	0.79	0.28	0.33	0.02
3	Tilt	R	N41	518598	2592.99	CP-OFDM 16QAM	/	14.79	15.5	0.663	0.78	0.274	0.32	-0.07
N41 DFT-s-OFDM QPSK 30k 10M 12@6 23.5dB ANT3														
3	Body	F	N41	518598	2592.99	Front 19mm	/	23.79	24.5	0.304	0.36	0.163	0.19	-0.01
3	Body	F	N41	518598	2592.99	Rear 23mm	/	23.79	24.5	0.307	0.36	0.161	0.19	0.02
3	Body	F	N41	537000	2685	Left Edge 12mm	/	23.73	24.5	0.383	0.46	0.21	0.25	0.16
3	Body	F	N41	527799	2639	Left Edge 12mm	/	23.76	24.5	0.484	0.57	0.256	0.30	0.09
3	Body	F	N41	518598	2592.99	Left Edge 12mm	/	23.79	24.5	0.614	0.72	0.321	0.38	-0.07
3	Body	F	N41	509406	2455.02	Left Edge 12mm	/	23.77	24.5	0.621	0.73	0.327	0.39	-0.06
3	Body	F	N41	500205	2501.01	Left Edge 12mm	/	23.73	24.5	0.498	0.59	0.267	0.32	0.06
3	Body	F	N41	518598	2592.99	Top Edge 27mm	/	23.79	24.5	0.326	0.38	0.174	0.20	-0.02
N41 DFT-s-OFDM QPSK 30k 10M 12@6 17.5dB ANT3														
3	Body	F	N41	518598	2592.99	Front 10mm	/	17.73	18.5	0.225	0.27	0.111	0.13	0.09
3	Body	F	N41	518598	2592.99	Rear 10mm	/	17.73	18.5	0.405	0.48	0.174	0.21	0.05
3	Body	F	N41	518598	2592.99	Left 10mm	/	17.73	18.5	0.173	0.21	0.089	0.11	0.12
3	Body	F	N41	518598	2592.99	Top Edge 10mm	40	17.73	18.5	0.65	0.78	0.274	0.33	0.11
3	Body	F	N41	518598	2592.99	Top Edge 10mm CP-OFDM 16QAM	/	17.69	18.5	0.633	0.76	0.263	0.32	-0.05
N66 DFT-s-OFDM QPSK 15k 40M 108@54 16.5dB ANT3														
3	Cheek	L	N66	349000	1745		/	16.48	17.5	0.293	0.37	0.18	0.23	0.14
3	Tilt	L	N66	349000	1745		/	16.48	17.5	0.289	0.37	0.167	0.21	0.01
3	Cheek	R	N66	349000	1745		41	16.48	17.5	0.506	0.64	0.268	0.34	0.03
3	Tilt	R	N66	349000	1745		/	16.48	17.5	0.485	0.61	0.23	0.29	-0.01
3	Cheek	R	N66	349000	1745	CP-OFDM 64QAM	/	16.45	17.5	0.477	0.61	0.254	0.32	-0.17
N66 DFT-s-OFDM QPSK 15k 40M 108@54 23.5dB ANT3														
3	Body	F	N66	349000	1745	Front 19mm	/	23.63	24.5	0.167	0.20	0.109	0.13	0.05
3	Body	F	N66	349000	1745	Rear 23mm	/	23.63	24.5	0.132	0.16	0.085	0.10	0.13
3	Body	F	N66	349000	1745	Left Edge 10mm	/	23.63	24.5	0.311	0.38	0.181	0.22	0.01
3	Body	F	N66	349000	1745	Top Edge 27mm	/	23.63	24.5	0.114	0.14	0.072	0.09	0.1
N66 DFT-s-OFDM QPSK 15k 40M 108@54 21.5dB ANT3														
3	Body	F	N66	349000	1745	Front 10mm	/	21.49	22.5	0.244	0.31	0.143	0.18	-0.01
3	Body	F	N66	349000	1745	Rear 10mm	42	21.49	22.5	0.33	0.42	0.182	0.23	-0.04
3	Body	F	N66	349000	1745	Top Edge 10mm	/	21.49	22.5	0.245	0.31	0.131	0.17	-0.02
3	Body	F	N66	349000	1745	Rear 10mm CP-OFDM 16QAM	/	21.44	22.5	0.316	0.40	0.17	0.22	0.16

Table 14.2-3: SAR Values (n77 PC2-ANT4)

ANT	Test Position	Phantom position L/R/F	Frequency Band	Channel Number	Frequency (MHz)	Test setup/Position	Note/ Fig No.	EUT Measured Power (dBm)	Tune up (dBm)	Measured SAR 1g (W/kg)	Calculated SAR 1g (W/kg)	Measured SAR 10g (W/kg)	Calculated SAR 10g (W/kg)	Power Drift
N77 PC2 DFT-s-OFDM QPSK 30k 10M 12@6 12dB ANT4														
4	Cheek	L	N77	633334	3500.01		/	12.65	13.5	0.416	0.51	0.156	0.19	0.01
4	Tilt	L	N77	633334	3500.01		/	12.65	13.5	0.404	0.49	0.152	0.18	0.01
4	Cheek	R	N77	633334	3500.01		/	12.65	13.5	0.197	0.24	0.08	0.10	0.12
4	Tilt	R	N77	633334	3500.01		/	12.65	13.5	0.252	0.31	0.094	0.11	-0.12
4	Cheek	L	N77	647000	3705		43	12.99	13.5	0.482	0.54	0.182	0.20	-0.09
4	Tilt	L	N77	647000	3705		/	12.99	13.5	0.439	0.49	0.159	0.18	0.12
4	Cheek	R	N77	647000	3705		/	12.99	13.5	0.228	0.26	0.091	0.10	0.02
4	Tilt	R	N77	647000	3705		/	12.99	13.5	0.304	0.34	0.111	0.12	-0.18
4	Cheek	L	N77	647000	3705	CP-OFDM 64QAM	/	12.97	13.5	0.458	0.52	0.173	0.20	-0.04
N77 PC2 DFT-s-OFDM QPSK 30k 10M 12@6 25dB ANT4														
4	Body	F	N77	636332	3544.98	Front 19mm	/	25.29	26.5	0.656	0.87	0.315	0.42	0.07
4	Body	F	N77	633334	3500.01	Front 19mm	/	25.38	26.5	0.645	0.83	0.317	0.41	0.04
4	Body	F	N77	630334	3455.01	Front 19mm	/	25.26	26.5	0.667	0.89	0.326	0.43	-0.08
4	Body	F	N77	633334	3500.01	Rear 23mm	/	25.38	26.5	0.587	0.76	0.292	0.38	0.11
4	Body	F	N77	636332	3544.98	Top Edge 27mm	/	25.29	26.5	0.613	0.81	0.312	0.41	-0.1
4	Body	F	N77	633334	3500.01	Top Edge 27mm	/	25.38	26.5	0.679	0.88	0.345	0.45	-0.06
4	Body	F	N77	630334	3455.01	Top Edge 27mm	/	25.26	26.5	0.572	0.76	0.289	0.38	0.08
N77 PC2 DFT-s-OFDM QPSK 30k 10M 12@6 25dB ANT4														
4	Body	F	N77	665000	3975	Front 19mm	/	24.71	26.5	0.462	0.70	0.214	0.32	-0.08
4	Body	F	N77	661400	3921	Front 19mm	/	24.57	26.5	0.472	0.74	0.222	0.35	0.15
4	Body	F	N77	657800	3867	Front 19mm	/	25.68	26.5	0.626	0.76	0.293	0.35	0.05
4	Body	F	N77	654200	3813	Front 19mm	/	25.47	26.5	0.787	1.00	0.372	0.47	0.03
4	Body	F	N77	650600	3759	Front 19mm	44	25.33	26.5	0.836	1.09	0.398	0.52	-0.07
4	Body	F	N77	647000	3705	Front 19mm	/	25.72	26.5	0.793	0.95	0.377	0.45	-0.07
4	Body	F	N77	647000	3705	Rear 23mm	/	25.72	26.5	0.708	0.85	0.352	0.42	-0.06
4	Body	F	N77	665000	3975	Top Edge 27mm	/	24.71	26.5	0.491	0.74	0.244	0.37	-0.03
4	Body	F	N77	661400	3921	Top Edge 27mm	/	24.57	26.5	0.483	0.75	0.235	0.37	-0.04
4	Body	F	N77	657800	3867	Top Edge 27mm	/	25.68	26.5	0.598	0.72	0.294	0.36	0.17
4	Body	F	N77	654200	3813	Top Edge 27mm	/	25.47	26.5	0.693	0.88	0.351	0.44	0.1
4	Body	F	N77	650600	3759	Top Edge 27mm	/	25.33	26.5	0.66	0.86	0.329	0.43	0.03
4	Body	F	N77	647000	3705	Top Edge 27mm	/	25.72	26.5	0.905	1.08	0.443	0.53	0.08
4	Body	F	N77	650600	3759	Front 19mm CP-OFDM QPSK	/	24.01	25	0.754	0.95	0.342	0.43	-0.07
4	Body	F	N77	650600	3759	Front 19mm	SIM2	25.33	26.5	0.824	1.08	0.392	0.51	0.07
N77 PC2 DFT-s-OFDM QPSK 30k 10M 12@6 17dB ANT4														
4	Body	F	N77	633334	3500.01	Front 10mm	/	17.58	18.5	0.404	0.50	0.192	0.24	0.17
4	Body	F	N77	633334	3500.01	Rear 10mm	/	17.58	18.5	0.416	0.51	0.191	0.24	0.16
4	Body	F	N77	633334	3500.01	Top Edge 10mm	/	17.58	18.5	0.438	0.54	0.183	0.23	0.11
4	Body	F	N77	647000	3705	Front 10mm	/	17.95	18.5	0.46	0.52	0.204	0.23	0.02
4	Body	F	N77	647000	3705	Rear 10mm	/	17.95	18.5	0.489	0.56	0.209	0.24	-0.08
4	Body	F	N77	647000	3705	Top Edge 10mm	/	17.95	18.5	0.575	0.65	0.233	0.26	0.04

Note1: The results above are for SA only.

Table 14.2-4: SAR Values (n77 PC3-ANT4)

ANT	Test Position	Phantom position L/RF	Frequency Band	Channel Number	Frequency (MHz)	Test setup/Position	Note/ Fig No.	EUT Measured Power (dBm)	Tune up (dBm)	Measured SAR 1g (W/kg)	Calculated SAR 1g (W/kg)	Measured SAR 10g (W/kg)	Calculated SAR 10g (W/kg)	Power Drift
N77 PC3 DFT-s-OFDM QPSK 30k 10M 12@6 10.5dB ANT4														
4	Cheek	L	N77	633334	3500.01		/	11.19	12	0.332	0.40	0.131	0.16	-0.15
4	Tilt	L	N77	633334	3500.01		/	11.19	12	0.307	0.37	0.122	0.15	-0.09
4	Cheek	R	N77	633334	3500.01		/	11.19	12	0.182	0.22	0.076	0.09	0.12
4	Tilt	R	N77	633334	3500.01		/	11.19	12	0.231	0.28	0.089	0.11	-0.1
4	Cheek	L	N77	647000	3705		/	11.36	12	0.366	0.42	0.149	0.17	-0.05
4	Tilt	L	N77	647000	3705		/	11.36	12	0.356	0.41	0.142	0.16	-0.04
4	Cheek	R	N77	647000	3705		/	11.36	12	0.172	0.20	0.073	0.08	-0.11
4	Tilt	R	N77	647000	3705		/	11.36	12	0.246	0.29	0.098	0.11	0.03
N77 PC3 DFT-s-OFDM QPSK 30k 10M 12@6 23.5dB ANT4														
4	Body	F	N77	633334	3500.01	Front 19mm	/	24.18	24.5	0.482	0.52	0.234	0.25	-0.15
4	Body	F	N77	633334	3500.01	Rear 23mm	/	24.18	24.5	0.386	0.42	0.192	0.21	0.09
4	Body	F	N77	633334	3500.01	Left Edge 10mm	/	24.18	24.5	0.061	0.07	0.028	0.03	0.12
4	Body	F	N77	633334	3500.01	Right Edge 10mm	/	24.18	24.5	0.592	0.64	0.294	0.32	-0.01
4	Body	F	N77	633334	3500.01	Top Edge 27mm	/	24.18	24.5	0.52	0.56	0.256	0.28	-0.09
N77 PC3 DFT-s-OFDM QPSK 30k 10M 12@6 23.5dB ANT4														
4	Body	F	N77	647000	3705	Front 19mm	/	24.28	24.5	0.609	0.64	0.29	0.31	0.11
4	Body	F	N77	647000	3705	Rear 23mm	/	24.28	24.5	0.537	0.56	0.26	0.27	0.07
4	Body	F	N77	647000	3705	Left Edge 10mm	/	24.28	24.5	0.045	0.05	0.013	0.01	-0.08
4	Body	F	N77	647000	3705	Right Edge 10mm	/	24.28	24.5	0.646	0.68	0.327	0.34	0.12
4	Body	F	N77	647000	3705	Top Edge 27mm	/	24.28	24.5	0.745	0.78	0.361	0.38	-0.14
N77 PC3 DFT-s-OFDM QPSK 30k 10M 12@6 15.5dB ANT4														
4	Body	F	N77	633334	3500.01	Front 10mm	/	16.15	17	0.207	0.25	0.098	0.12	-0.03
4	Body	F	N77	633334	3500.01	Rear 10mm	/	16.15	17	0.213	0.26	0.093	0.11	0.17
4	Body	F	N77	633334	3500.01	Top Edge 10mm	/	16.15	17	0.313	0.38	0.136	0.17	0.06
4	Body	F	N77	647000	3705	Front 10mm	/	16.54	17	0.227	0.25	0.102	0.11	0.16
4	Body	F	N77	647000	3705	Rear 10mm	/	16.54	17	0.244	0.27	0.106	0.12	-0.07
4	Body	F	N77	647000	3705	Top Edge 10mm	/	16.54	17	0.418	0.46	0.173	0.19	0.01

Note1: The results above are for ENDC only.

Table 14.2-5: SAR Values (n41 SRS)

ANT	Test Position	Phantom position L/R/F	Frequency Band	Channel Number	Frequency (MHz)	Position	EJT Measured Power (dBm)	Tune up (dBm)	Measured SAR 1g (W/kg)	Calculated SAR 1g (W/kg)	Duty Cycle	Scale Factor	Scaled SAR 1g (W/kg)	Power Drift
N41 DFT-s-OFDM QPSK 30k 10M 12@6 23.5dB ANT3														
3	Cheek	L	N41	518598	2592.99		23.05	24.5	0.368	0.51	5%	0.25	0.13	-0.18
3	Tilt	L	N41	518598	2592.99		23.05	24.5	0.554	0.77	5%	0.25	0.19	-0.12
3	Cheek	R	N41	518598	2592.99		23.05	24.5	0.715	1.00	5%	0.25	0.25	-0.12
3	Tilt	R	N41	518598	2592.99		23.05	24.5	0.929	1.30	5%	0.25	0.32	0.09
N41 DFT-s-OFDM QPSK 30k 10M 12@6 23.5dB ANT3														
3	Body	F	N41	518598	2592.99	Front 10mm	23.05	24.5	0.17	0.24	5%	0.25	0.06	0.07
3	Body	F	N41	518598	2592.99	Rear 10mm	23.05	24.5	0.299	0.42	5%	0.25	0.10	-0.02
3	Body	F	N41	518598	2592.99	Left Edge 10mm	23.05	24.5	0.12	0.17	5%	0.25	0.04	0.11
3	Body	F	N41	518598	2592.99	Top Edge 10mm	23.05	24.5	0.499	0.70	5%	0.25	0.17	0.03
N41 DFT-s-OFDM QPSK 30k 10M 12@6 21dB ANT1 12														
1	Cheek	L	N41	518598	2592.99		21.28	22	<0.01	<0.01	5%	0.25	<0.01	/
1	Tilt	L	N41	518598	2592.99		21.28	22	<0.01	<0.01	5%	0.25	<0.01	/
1	Cheek	R	N41	518598	2592.99		21.28	22	0.002	0.00	5%	0.25	0.00	-0.09
1	Tilt	R	N41	518598	2592.99		21.28	22	<0.01	<0.01	5%	0.25	<0.01	/
N41 DFT-s-OFDM QPSK 30k 10M 12@6 21dB ANT1 12														
1	Body	F	N41	518598	2592.99	Front 10mm	21.28	22	0.129	0.15	5%	0.25	0.04	0.07
1	Body	F	N41	518598	2592.99	Rear 10mm	21.28	22	0.169	0.20	5%	0.25	0.05	0.03
1	Body	F	N41	518598	2592.99	Left Edge 10mm	21.28	22	<0.01	<0.01	5%	0.25	<0.01	-0.15
1	Body	F	N41	518598	2592.99	Right Edge 10mm	21.28	22	<0.01	<0.01	5%	0.25	<0.01	0
1	Body	F	N41	518598	2592.99	Bottom Edge 10mm	21.28	22	0.237	0.28	5%	0.25	0.07	-0.03
N41 DFT-s-OFDM QPSK 30k 10M 12@6 21dB ANT2 14														
2	Cheek	L	N41	518598	2592.99		20.98	22	0.15	0.19	5%	0.25	0.05	0.02
2	Tilt	L	N41	518598	2592.99		20.98	22	<0.01	<0.01	5%	0.25	<0.01	/
2	Cheek	R	N41	518598	2592.99		20.98	22	0.13	0.16	5%	0.25	0.04	0.09
2	Tilt	R	N41	518598	2592.99		20.98	22	0.045	0.06	5%	0.25	0.01	0.14
N41 DFT-s-OFDM QPSK 30k 10M 12@6 21dB ANT2 14														
2	Body	F	N41	518598	2592.99	Front 10mm	20.98	22	0.041	0.05	5%	0.25	0.01	0.17
2	Body	F	N41	518598	2592.99	Rear 10mm	20.98	22	0.075	0.09	5%	0.25	0.02	-0.06
2	Body	F	N41	518598	2592.99	Left Edge 10mm	20.98	22	0.098	0.12	5%	0.25	0.03	0.01
N41 DFT-s-OFDM QPSK 30k 10M 12@6 21dB ANT4 13														
4	Cheek	L	N41	518598	2592.99		23.79	24.5	0.228	0.27	5%	0.25	0.07	0.05
4	Tilt	L	N41	518598	2592.99		23.79	24.5	0.209	0.25	5%	0.25	0.06	0.14
4	Cheek	R	N41	518598	2592.99		23.79	24.5	0.095	0.11	5%	0.25	0.03	0.02
4	Tilt	R	N41	518598	2592.99		23.79	24.5	0.127	0.15	5%	0.25	0.04	0.09
N41 DFT-s-OFDM QPSK 30k 10M 12@6 21dB ANT4 13														
4	Body	F	N41	518598	2592.99	Front 10mm	23.79	24.5	0.02	0.02	5%	0.25	0.01	-0.12
4	Body	F	N41	518598	2592.99	Rear 10mm	23.79	24.5	<0.01	<0.01	5%	0.25	<0.01	/
4	Body	F	N41	518598	2592.99	Left Edge 10mm	23.79	24.5	<0.01	<0.01	5%	0.25	<0.01	/
4	Body	F	N41	518598	2592.99	Top Edge 10mm	23.79	24.5	0.023	0.03	5%	0.25	0.01	-0.15

Table 14.2-6: SAR Values (n78 SRS)

ANT	Test Position	Phantom position L/R/F	Frequency Band	Channel Number	Frequency (MHz)	Position	EUT Measured Power (dBm)	Tune up (dBm)	Measured SAR 1g (W/kg)	Calculated SAR 1g (W/kg)	Duty Cycle	Scale Factor	Scaled SAR 1g (W/kg)	Power Drift
N78 DFT-s-OFDM QPSK 30k 10M 12@6 21dB ANT2														
2	Cheek	L	N78	633334	3500.01		21.82	23.5	0.13	0.19	5%	0.25	0.05	0.01
2	Tilt	L	N78	633334	3500.01		21.82	23.5	<0.01	<0.01	5%	0.25	<0.01	-0.14
2	Cheek	R	N78	633334	3500.01		21.82	23.5	0.27	0.40	5%	0.25	0.10	0.03
2	Tilt	R	N78	633334	3500.01		21.82	23.5	0.064	0.09	5%	0.25	0.02	0.12
2	Cheek	L	N78	650000	3750		22.53	23.5	0.097	0.12	5%	0.25	0.03	-0.15
2	Tilt	L	N78	650000	3750		22.53	23.5	0.032	0.04	5%	0.25	0.01	-0.18
2	Cheek	R	N78	650000	3750		22.53	23.5	0.218	0.27	5%	0.25	0.07	0.17
2	Tilt	R	N78	650000	3750		22.53	23.5	0.07	0.09	5%	0.25	0.02	0.11
N78 DFT-s-OFDM QPSK 30k 10M 12@6 21dB ANT2														
2	Body	F	N78	633334	3500.01	Front 10mm	21.82	23.5	0.039	0.06	5%	0.25	0.01	-0.03
2	Body	F	N78	633334	3500.01	Rear 10mm	21.82	23.5	0.072	0.11	5%	0.25	0.03	0.17
2	Body	F	N78	633334	3500.01	Left Edge 10mm	21.82	23.5	0.054	0.08	5%	0.25	0.02	-0.17
2	Body	F	N78	650000	3750	Front 10mm	22.53	23.5	0.035	0.04	5%	0.25	0.01	0.07
2	Body	F	N78	650000	3750	Rear 10mm	22.53	23.5	0.046	0.06	5%	0.25	0.01	0.14
2	Body	F	N78	650000	3750	Left Edge 10mm	22.53	23.5	0.04	0.05	5%	0.25	0.01	0.09
N78 DFT-s-OFDM QPSK 30k 10M 12@6 25dB ANT4														
4	Cheek	L	N78	633334	3500.01		24.84	26.5	1.38	2.02	5%	0.25	0.51	-0.04
4	Tilt	L	N78	633334	3500.01		24.84	26.5	1.23	1.80	5%	0.25	0.45	-0.16
4	Cheek	R	N78	633334	3500.01		24.84	26.5	0.751	1.10	5%	0.25	0.28	-0.07
4	Tilt	R	N78	633334	3500.01		24.84	26.5	0.855	1.25	5%	0.25	0.31	0.05
4	Cheek	L	N78	650000	3750		24.82	26.5	1.51	2.22	5%	0.25	0.56	0.02
4	Tilt	L	N78	650000	3750		24.82	26.5	1.49	2.19	5%	0.25	0.55	-0.14
4	Cheek	R	N78	650000	3750		24.82	26.5	0.65	0.96	5%	0.25	0.24	-0.01
4	Tilt	R	N78	650000	3750		24.82	26.5	0.78	1.15	5%	0.25	0.29	-0.01
N78 DFT-s-OFDM QPSK 30k 10M 12@6 25dB ANT4														
4	Cheek	L	N78	633334	3500.01	Front 10mm	24.84	26.5	0.3	0.44	5%	0.25	0.11	0.08
4	Cheek	L	N78	633334	3500.01	Rear 10mm	24.84	26.5	0.293	0.43	5%	0.25	0.11	-0.17
4	Cheek	L	N78	633334	3500.01	Right Edge 10mm	24.84	26.5	0.132	0.19	5%	0.25	0.05	0.17
4	Cheek	L	N78	633334	3500.01	Top Edge 10mm	24.84	26.5	0.416	0.61	5%	0.25	0.15	0.18
4	Cheek	L	N78	650000	3750	Front 10mm	24.82	26.5	0.337	0.50	5%	0.25	0.12	0.03
4	Cheek	L	N78	650000	3750	Rear 10mm	24.82	26.5	0.323	0.48	5%	0.25	0.12	0.04
4	Cheek	L	N78	650000	3750	Right Edge 10mm	24.82	26.5	0.134	0.20	5%	0.25	0.05	0.04
4	Cheek	L	N78	650000	3750	Top Edge 10mm	24.82	26.5	0.5	0.74	5%	0.25	0.18	-0.06
N78 DFT-s-OFDM QPSK 30k 10M 12@6 21dB ANT8														
8	Cheek	L	N78	633334	3500.01		21.95	23.5	0.124	0.18	5%	0.25	0.04	-0.1
8	Tilt	L	N78	633334	3500.01		21.95	23.5	0.146	0.21	5%	0.25	0.05	-0.07
8	Cheek	R	N78	633334	3500.01		21.95	23.5	0.182	0.26	5%	0.25	0.07	-0.13
8	Tilt	R	N78	633334	3500.01		21.95	23.5	0.36	0.51	5%	0.25	0.13	-0.17
8	Cheek	L	N78	650000	3750		21.85	23.5	0.153	0.22	5%	0.25	0.06	0.08
8	Tilt	L	N78	650000	3750		21.85	23.5	0.124	0.18	5%	0.25	0.05	-0.12
8	Cheek	R	N78	650000	3750		21.85	23.5	0.459	0.67	5%	0.25	0.17	0.08
8	Tilt	R	N78	650000	3750		21.85	23.5	0.248	0.36	5%	0.25	0.09	
N78 DFT-s-OFDM QPSK 30k 10M 12@6 21dB ANT8														
8	Body	F	N78	633334	3500.01	Front 10mm	21.95	23.5	0.036	0.05	5%	0.25	0.01	-0.01
8	Body	F	N78	633334	3500.01	Rear 10mm	21.95	23.5	0.132	0.19	5%	0.25	0.05	-0.01
8	Body	F	N78	633334	3500.01	Left Edge 10mm	21.95	23.5	0.107	0.15	5%	0.25	0.04	-0.09
8	Body	F	N78	633334	3500.01	Top Edge 10mm	21.95	23.5	<0.01	<0.01	5%	0.25	<0.01	/
8	Body	F	N78	650000	3750	Front 10mm	21.85	23.5	0.04	0.06	5%	0.25	0.01	-0.12
8	Body	F	N78	650000	3750	Rear 10mm	21.85	23.5	0.123	0.18	5%	0.25	0.04	-0.13
8	Body	F	N78	650000	3750	Left Edge 10mm	21.85	23.5	0.145	0.21	5%	0.25	0.05	-0.07
8	Body	F	N78	650000	3750	Top Edge 10mm	21.85	23.5	0.03	0.04	5%	0.25	0.01	
N78 DFT-s-OFDM QPSK 30k 10M 12@6 21dB ANT9														
9	Cheek	L	N78	633334	3500.01		21.89	23.5	0.041	0.06	5%	0.25	0.01	0.13
9	Tilt	L	N78	633334	3500.01		21.89	23.5	0.051	0.07	5%	0.25	0.02	-0.17
9	Cheek	R	N78	633334	3500.01		21.89	23.5	0.045	0.07	5%	0.25	0.02	0.06
9	Tilt	R	N78	633334	3500.01		21.89	23.5	0.062	0.09	5%	0.25	0.02	0.03
9	Cheek	L	N78	650000	3750		21.75	23.5	0.027	0.04	5%	0.25	0.01	0.04
9	Tilt	L	N78	650000	3750		21.75	23.5	0.036	0.05	5%	0.25	0.01	-0.01
9	Cheek	R	N78	650000	3750		21.75	23.5	<0.01	<0.01	5%	0.25	<0.01	/
9	Tilt	R	N78	650000	3750		21.75	23.5	0.045	0.07	5%	0.25	0.02	0.15
N78 DFT-s-OFDM QPSK 30k 10M 12@6 21dB ANT9														
9	Body	F	N78	633334	3500.01	Front 10mm	21.89	23.5	0.027	0.04	5%	0.25	0.01	-0.11
9	Body	F	N78	633334	3500.01	Rear 10mm	21.89	23.5	0.086	0.12	5%	0.25	0.03	-0.02
9	Body	F	N78	633334	3500.01	Left Edge 10mm	21.89	23.5	0.035	0.05	5%	0.25	0.01	0.12
9	Body	F	N78	633334	3500.01	Top Edge 10mm	21.89	23.5	0.043	0.06	5%	0.25	0.02	-0.11
9	Body	F	N78	650000	3750	Front 10mm	21.75	23.5	0.048	0.07	5%	0.25	0.02	0.12
9	Body	F	N78	650000	3750	Rear 10mm	21.75	23.5	0.061	0.09	5%	0.25	0.02	0.01
9	Body	F	N78	650000	3750	Left Edge 10mm	21.75	23.5	<0.01	<0.01	5%	0.25	<0.01	/
9	Body	F	N78	650000	3750	Top Edge 10mm	21.75	23.5	0.039	0.06	5%	0.25	0.01	0.14

14.3 SAR Evaluation for WIFI

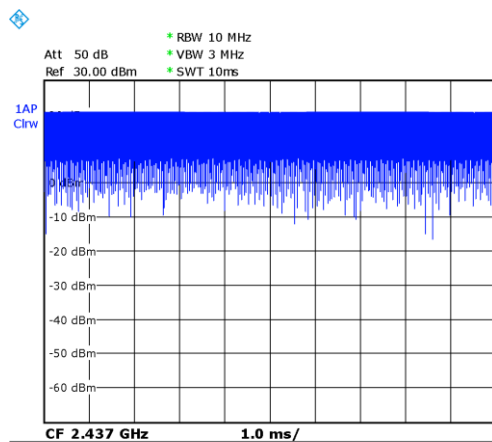
The maximum output power specified for production units are determined for all applicable 802.11 transmission modes in each standalone and aggregated frequency band. Maximum output power is measured for the highest maximum output power configuration(s) in each frequency band according to the default power measurement procedures.

When the same transmission mode configurations have the same maximum output power on the same channel for the 802.11 a/g/n/ac/ax modes, the channel in the lower order/sequence 802.11 mode (i.e. a, g, n ac then ax) is selected.

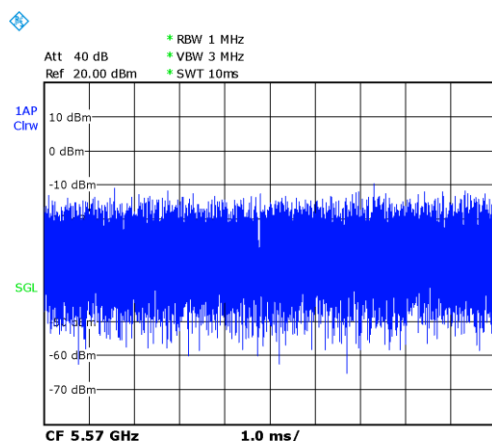
SAR Test reduction was applied from KDB 248227 guidance, when the same maximum power is specified for multiple transmission modes in a frequency band, the largest channel bandwidth, lowest order modulation, lowest data rate and lowest order 802.11a/g/n/ac mode is used for SAR measurement, on the highest measured output power channel in the initial test configuration, for each frequency band. Additional output power measurements were not deemed necessary.

Duty factor plot

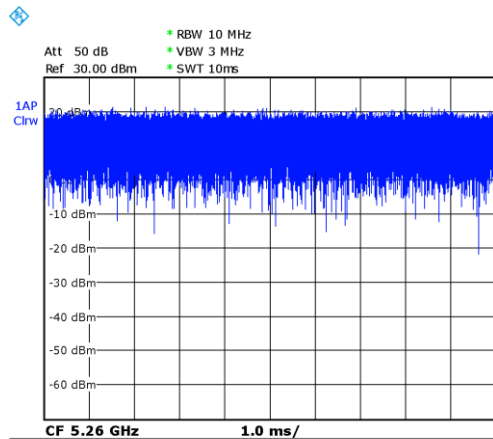
CH6



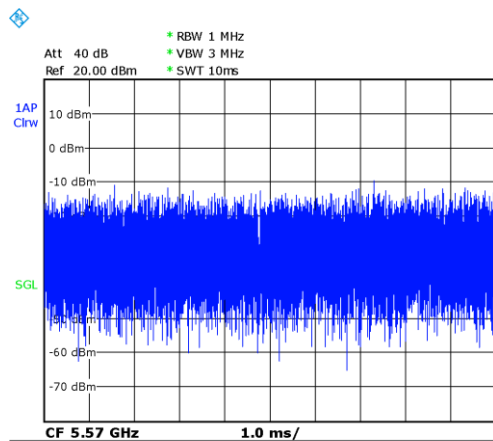
CH50



CH52



CH114



CH140

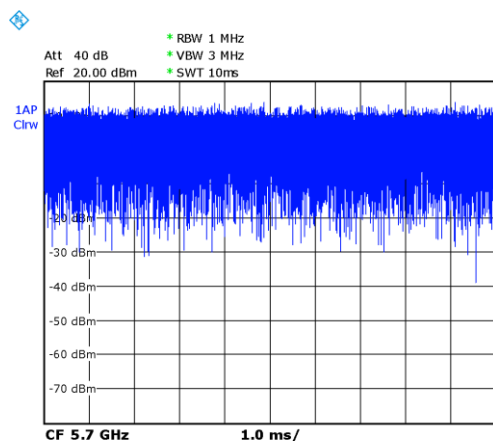


Table 14.2-1: SAR Values - WiFi 2.4G

Test Position	Phantom position L/R/F	Frequency Band	ANT	Channel Number	Frequency (MHz)	Test setup/Position	Note/ Fig No.	EUT Measured Power (dBm)	Tune up (dBm)	Measured SAR 1g (W/kg)	Calculated SAR 1g (W/kg)	Measured SAR 10g (W/kg)	Calculated SAR 10g (W/kg)	Power Drift
WiFi 802.11b 1M 11dB ANT6														
Cheek	L	WiFi2.4G	6	1	2412		45	10.11	11.5	0.192	0.26	0.089	0.12	0.02
Tilt	L	WiFi2.4G	6	1	2412		/	10.11	11.5	0.131	0.18	0.06	0.08	0.03
Cheek	R	WiFi2.4G	6	1	2412		/	10.11	11.5	0.08	0.11	0.042	0.06	-0.18
Tilt	R	WiFi2.4G	6	1	2412		/	10.11	11.5	0.055	0.08	0.02	0.03	0.06
WiFi 802.11b 1M 17dB ANT6														
Body	F	WiFi2.4G	6	1	2412	Front 10mm	46	16.51	17.5	0.196	0.25	0.099	0.12	-0.04
Body	F	WiFi2.4G	6	1	2412	Rear 13mm	/	16.51	17.5	0.105	0.13	0.052	0.07	0.09
Body	F	WiFi2.4G	6	1	2412	Right Edge 10mm	/	16.51	17.5	0.138	0.17	0.063	0.08	-0.01
Body	F	WiFi2.4G	6	1	2412	Top Edge 13mm	/	16.51	17.5	0.097	0.12	0.045	0.06	0.12
WiFi 802.11b 1M 11dB ANT6														
Body	F	WiFi2.4G	6	1	2412	Rear 10mm	/	10.11	11.5	0.045	0.06	0.02	0.03	-0.01
Body	F	WiFi2.4G	6	1	2412	Top Edge 10mm	/	10.11	11.5	<0.01	<0.01	<0.01	<0.01	/
WiFi 802.11b 1M 11dB ANT10														
Cheek	L	WiFi2.4G	10	1	2412		47	9.78	11.5	<0.01	<0.01	<0.01	<0.01	0.16
Tilt	L	WiFi2.4G	10	1	2412		/	9.78	11.5	<0.01	<0.01	<0.01	<0.01	/
Cheek	R	WiFi2.4G	10	1	2412		/	9.78	11.5	<0.01	<0.01	<0.01	<0.01	/
Tilt	R	WiFi2.4G	10	1	2412		/	9.78	11.5	<0.01	<0.01	<0.01	<0.01	/
WiFi 802.11b 1M 17dB ANT10														
Body	F	WiFi2.4G	10	1	2412	Front 10mm	/	15.69	17.5	<0.01	<0.01	<0.01	<0.01	/
Body	F	WiFi2.4G	10	1	2412	Rear 13mm	48	15.69	17.5	0.043	0.07	0.022	0.03	0.01
Body	F	WiFi2.4G	10	1	2412	Right Edge 10mm	/	15.69	17.5	<0.01	<0.01	<0.01	<0.01	/
Body	F	WiFi2.4G	10	1	2412	Top Edge 13mm	/	15.69	17.5	<0.01	<0.01	<0.01	<0.01	/
WiFi 802.11b 1M 11dB ANT10														
Body	F	WiFi2.4G	10	1	2412	Rear 10mm	/	9.78	11.5	0.007	0.01	0.002	0.00	0.01
Body	F	WiFi2.4G	10	1	2412	Top Edge 10mm	/	9.78	11.5	<0.01	<0.01	<0.01	<0.01	/

Table 14.2-2: SAR Values - WiFi 5G

Test Position	Phantom position L/R/F	Frequency Band	ANT	Channel Number	Frequency (MHz)	Test setup/Position	Note/ Fig No.	EUT Measured Power (dBm)	Tune up (dBm)	Measured SAR 1g (W/kg)	Calculated SAR 1g (W/kg)	Measured SAR 10g (W/kg)	Calculated SAR 10g (W/kg)	Power Drift
WiFi 802.11ax 160M MCS0 11dB														
Cheek	L	WiFi5G	6	50	5250		/	11.41	11.5	0.172	0.18	0.042	0.04	-0.04
Tilt	L	WiFi5G	6	50	5250		/	11.41	11.5	0.13	0.13	0.032	0.03	-0.05
Cheek	R	WiFi5G	6	50	5250		/	11.41	11.5	0.048	0.05	0.014	0.01	0.16
Tilt	R	WiFi5G	6	50	5250		/	11.41	11.5	0.057	0.06	0.012	0.01	-0.19
WiFi 802.11ax 160M MCS0 11dB														
Cheek	L	WiFi5G	6	114	5570		49	11.21	11.5	0.3	0.32	0.085	0.09	0.02
Tilt	L	WiFi5G	6	114	5570		/	11.21	11.5	0.243	0.26	0.069	0.07	0.17
Cheek	R	WiFi5G	6	114	5570		/	11.21	11.5	0.128	0.14	0.039	0.04	0.12
Tilt	R	WiFi5G	6	114	5570		/	11.21	11.5	0.104	0.11	0.031	0.03	-0.1
WiFi 802.11ac 80M MCS0 11dB														
Cheek	L	WiFi5G	6	155	5775		/	11.25	11.5	0.137	0.15	0.038	0.04	0.02
Tilt	L	WiFi5G	6	155	5775		/	11.25	11.5	0.104	0.11	0.029	0.03	-0.07
Cheek	R	WiFi5G	6	155	5775		/	11.25	11.5	0.038	0.04	0.013	0.01	0.16
Tilt	R	WiFi5G	6	155	5775		/	11.25	11.5	0.045	0.05	0.011	0.01	-0.09
WiFi 802.11a 6M 16dB														
Body	F	WiFi5G	6	60	5300	Front 10mm	/	15.88	16.5	0.174	0.20	0.071	0.08	0.06
Body	F	WiFi5G	6	60	5300	Rear 13mm	/	15.88	16.5	0.248	0.29	0.098	0.11	0.12
Body	F	WiFi5G	6	60	5300	Right Edge 10mm	50	15.88	16.5	0.411	0.47	0.138	0.16	0.01
Body	F	WiFi5G	6	60	5300	Top Edge 13mm	/	15.88	16.5	0.151	0.17	0.632	0.73	-0.11
WiFi 802.11a 6M 16dB														
Body	F	WiFi5G	6	100	5500	Front 10mm	/	16.17	16.5	0.059	0.06	0.017	0.02	-0.16
Body	F	WiFi5G	6	100	5500	Rear 13mm	/	16.17	16.5	0.078	0.08	0.019	0.02	0.14
Body	F	WiFi5G	6	100	5500	Right Edge 10mm	/	16.17	16.5	0.051	0.06	0.015	0.02	0.2
Body	F	WiFi5G	6	100	5500	Top Edge 13mm	/	16.17	16.5	0.123	0.13	0.029	0.03	0.15
WiFi 802.11a 6M 16dB														
Body	F	WiFi5G	6	165	5825	Front 10mm	/	15	16.5	0.092	0.13	0.026	0.04	-0.17
Body	F	WiFi5G	6	165	5825	Rear 13mm	/	15	16.5	0.251	0.35	0.075	0.11	0.07
Body	F	WiFi5G	6	165	5825	Right Edge 10mm	/	15	16.5	0.243	0.34	0.072	0.10	-0.03
Body	F	WiFi5G	6	165	5825	Top Edge 13mm	/	15	16.5	0.074	0.10	0.018	0.03	-0.13
WiFi 802.11ax 160M MCS0 11dB														
Body	F	WiFi5G	6	50	5250	Rear 10mm	/	11.41	11.5	0.09	0.09	0.028	0.03	0.15
Body	F	WiFi5G	6	50	5250	Top Edge 10mm	/	11.41	11.5	0.064	0.07	0.017	0.02	0.2
Body	F	WiFi5G	6	114	5570	Rear 10mm	/	11.21	11.5	0.222	0.24	0.063	0.07	0.01
Body	F	WiFi5G	6	114	5570	Top Edge 10mm	/	11.21	11.5	0.096	0.10	0.018	0.02	0.15
WiFi 802.11ac 80M MCS0 11dB														
Body	F	WiFi5G	6	155	5775	Rear 10mm	/	11.25	11.5	0.154	0.16	0.013	0.01	0.17
Body	F	WiFi5G	6	155	5775	Top Edge 10mm	/	11.25	11.5	0.065	0.07	0.011	0.01	-0.1
WiFi 802.11ax 160M MCS0 11dB														
Cheek	L	WiFi5G	10	50	5250		51	10.77	11.5	0.002	0.00	0	0.00	0.15
Tilt	L	WiFi5G	10	50	5250		/	10.77	11.5	<0.01	<0.01	<0.01	<0.01	/
Cheek	R	WiFi5G	10	50	5250		/	10.77	11.5	<0.01	<0.01	<0.01	<0.01	/
Tilt	R	WiFi5G	10	50	5250		/	10.77	11.5	0.002	0.00	0	0.00	-0.08
WiFi 802.11ax 160M MCS0 11dB														
Cheek	L	WiFi5G	10	114	5570		/	10.17	11.5	<0.01	<0.01	<0.01	<0.01	/
Tilt	L	WiFi5G	10	114	5570		/	10.17	11.5	<0.01	<0.01	<0.01	<0.01	/
Cheek	R	WiFi5G	10	114	5570		/	10.17	11.5	<0.01	<0.01	<0.01	<0.01	/
Tilt	R	WiFi5G	10	114	5570		/	10.17	11.5	<0.01	<0.01	<0.01	<0.01	/
WiFi 802.11ac 80M MCS0 11dB														
Cheek	L	WiFi5G	10	155	5775		/	10.65	11.5	<0.01	<0.01	<0.01	<0.01	/
Tilt	L	WiFi5G	10	155	5775		/	10.65	11.5	<0.01	<0.01	<0.01	<0.01	/
Cheek	R	WiFi5G	10	155	5775		/	10.65	11.5	<0.01	<0.01	<0.01	<0.01	/
Tilt	R	WiFi5G	10	155	5775		/	10.65	11.5	<0.01	<0.01	<0.01	<0.01	/
WiFi 802.11a 6M 16dB														
Body	F	WiFi5G	10	60	5300	Front 10mm	/	16.16	16.5	0.034	0.04	0.006	0.01	0.15
Body	F	WiFi5G	10	60	5300	Rear 13mm	/	16.16	16.5	0.029	0.03	0.003	0.00	-0.07
Body	F	WiFi5G	10	60	5300	Right Edge 10mm	/	16.16	16.5	0.035	0.04	0.006	0.01	0.09
Body	F	WiFi5G	10	60	5300	Top Edge 10mm	/	16.16	16.5	0.047	0.05	0.008	0.01	-0.05
WiFi 802.11a 6M 16dB														
Body	F	WiFi5G	10	100	5500	Front 10mm	/	15.43	16.5	0.021	0.03	0.005	0.01	-0.07
Body	F	WiFi5G	10	100	5500	Rear 13mm	/	15.43	16.5	0.048	0.06	0.013	0.02	0.11
Body	F	WiFi5G	10	100	5500	Right Edge 10mm	/	15.43	16.5	0.039	0.05	0.007	0.01	0.08
Body	F	WiFi5G	10	100	5500	Top Edge 10mm	/	15.43	16.5	0.031	0.04	0.006	0.01	-0.12
WiFi 802.11a 6M 16dB														
Body	F	WiFi5G	10	149	5745	Front 10mm	/	14.67	16.5	0.043	0.07	0.009	0.01	-0.03
Body	F	WiFi5G	10	149	5745	Rear 13mm	52	14.67	16.5	0.11	0.17	0.025	0.04	-0.09
Body	F	WiFi5G	10	149	5745	Right Edge 10mm	/	14.67	16.5	0.038	0.06	0.007	0.01	0.1
Body	F	WiFi5G	10	149	5745	Top Edge 10mm	/	14.67	16.5	0.015	0.02	0.003	0.00	0.09
WiFi 802.11ax 160M MCS0 11dB														
Body	F	WiFi5G	10	50	5250	Rear 10mm	/	10.77	11.5	0.027	0.03	0.002	0.00	-0.07
Body	F	WiFi5G	10	114	5570	Rear 10mm	/	10.17	11.5	0.038	0.05	0.002	0.00	0.01
WiFi 802.11ac 80M MCS0 11dB														
Body	F	WiFi5G	10	155	5775	Rear 10mm	/	10.65	11.5	0.024	0.03	0	0.00	0.07

14.4 SAR Evaluation For BT

Table 14.5-1: SAR Values – BT

Test Position	Phantom position L/R/F	Frequency Band	ANT	Channel Number	Frequency (MHz)	Test setup/Position	Note/ Fig No.	EUT Measured Power (dBm)	Tune up (dBm)	Measured SAR 1g (W/kg)	Calculated SAR 1g (W/kg)	Measured SAR 10g (W/kg)	Calculated SAR 10g (W/kg)	Power Drift
Cheek	L	BT	6	78	2480	1-DH5	53	8.45	9.5	0.041	0.05	0.018	0.02	0.07
Tilt	L	BT	6	78	2480	1-DH5	/	8.45	9.5	<0.01	<0.01	<0.01	<0.01	/
Cheek	R	BT	6	78	2480	1-DH5	/	8.45	9.5	0.033	0.04	0.011	0.01	/
Tilt	R	BT	6	78	2480	1-DH5	/	8.45	9.5	<0.01	<0.01	<0.01	<0.01	/
Body	F	BT	6	78	2480	Front 10mm	/	8.45	9.5	<0.01	<0.01	<0.01	<0.01	/
Body	F	BT	6	78	2480	Rear 10mm	54	8.45	9.5	0.004	0.01	0	0.00	0.01
Body	F	BT	6	78	2480	Right Edge 10mm	/	8.45	9.5	<0.01	<0.01	<0.01	<0.01	/
Body	F	BT	6	78	2480	Top Edge 10mm	/	8.45	9.5	<0.01	<0.01	<0.01	<0.01	/
Cheek	L	BT	10	78	2480	1-DH5	55	9.05	9.5	0.041	0.05	0.018	0.02	0.04
Tilt	L	BT	10	78	2480	1-DH5	/	9.05	9.5	<0.01	<0.01	<0.01	<0.01	/
Cheek	R	BT	10	78	2480	1-DH5	/	9.05	9.5	0.022	0.02	0.007	0.01	/
Tilt	R	BT	10	78	2480	1-DH5	/	9.05	9.5	<0.01	<0.01	<0.01	<0.01	/
Body	F	BT	10	78	2480	Front 10mm	/	9.05	9.5	<0.01	<0.01	<0.01	<0.01	/
Body	F	BT	10	78	2480	Rear 10mm	56	9.05	9.5	0.006	0.01	0.002	0.00	0.01
Body	F	BT	10	78	2480	Right Edge 10mm	/	9.05	9.5	<0.01	<0.01	<0.01	<0.01	/
Body	F	BT	10	78	2480	Top Edge 10mm	/	9.05	9.5	<0.01	<0.01	<0.01	<0.01	/

14.5 SAR results for 10-g extremity SAR

According to the KDB648474 D04, the UMPC mini-tablet procedures must also be applied to test the SAR of all surfaces and edges with an antenna located at ≤ 25 mm from that surface or edge, in direct contact with a flat phantom, for 10-g extremity SAR according to the body-equivalent tissue dielectric parameters in KDB Publication 865664 D01 to address interactive hand use exposure conditions. When hotspot mode applies, 10-g extremity SAR is required only for the surfaces and edges with hotspot mode 1-g reported SAR > 1.2 W/kg.

For this device, SAR is not required for 10-g extremity SAR because the scaled SAR is ≤ 1.2 W/kg.

15 SAR Measurement Variability

SAR measurement variability must be assessed for each frequency band, which is determined by the SAR probe calibration point and tissue-equivalent medium used for the device measurements. When both head and body tissue-equivalent media are required for SAR measurements in a frequency band, the variability measurement procedures should be applied to the tissue medium with the highest measured SAR, using the highest measured SAR configuration for that tissue-equivalent medium.

The following procedures are applied to determine if repeated measurements are required.

- 1) Repeated measurement is not required when the original highest measured SAR is < 0.80 W/kg; steps 2) through 4) do not apply.
- 2) When the original highest measured SAR is ≥ 0.80 W/kg, repeat that measurement once.
- 3) Perform a second repeated measurement only if the ratio of largest to smallest SAR for the original and first repeated measurements is > 1.20 or when the original or repeated measurement is ≥ 1.45 W/kg (~ 10% from the 1-g SAR limit).
- 4) Perform a third repeated measurement only if the original, first or second repeated measurement is ≥ 1.5 W/kg and the ratio of largest to smallest SAR for the original, first and second repeated measurements is > 1.20

Mode	CH	Freq	Test Position	Original SAR(W/kg)	First Repeated SAR(W/kg)	The Ratio
N77	650600	3759	Front 19mm	0.836	0.825	1.01
N77	647000	3705	Top 27mm	0.905	0.887	1.02

16 Measurement Uncertainty

16.1 Measurement Uncertainty for Normal SAR Tests (300MHz~3GHz)

No.	Error Description	Type	Uncertainty value	Probably Distribution	Div.	(Ci) 1g	(Ci) 10g	Std. Unc. (1g)	Std. Unc. (10g)	Degree of freedom
Measurement system										
1	Probe calibration	B	6.0	N	1	1	1	6.0	6.0	∞
2	Isotropy	B	4.7	R	$\sqrt{3}$	0.7	0.7	1.9	1.9	∞
3	Boundary effect	B	1.0	R	$\sqrt{3}$	1	1	0.6	0.6	∞
4	Linearity	B	4.7	R	$\sqrt{3}$	1	1	2.7	2.7	∞
5	Detection limit	B	1.0	N	1	1	1	0.6	0.6	∞
6	Readout electronics	B	0.3	R	$\sqrt{3}$	1	1	0.3	0.3	∞
7	Response time	B	0.8	R	$\sqrt{3}$	1	1	0.5	0.5	∞
8	Integration time	B	2.6	R	$\sqrt{3}$	1	1	1.5	1.5	∞
9	RF ambient conditions-noise	B	0	R	$\sqrt{3}$	1	1	0	0	∞
10	RF ambient conditions-reflection	B	0	R	$\sqrt{3}$	1	1	0	0	∞
11	Probe positioned mech. restrictions	B	0.4	R	$\sqrt{3}$	1	1	0.2	0.2	∞
12	Probe positioning with respect to phantom shell	B	2.9	R	$\sqrt{3}$	1	1	1.7	1.7	∞
13	Post-processing	B	1.0	R	$\sqrt{3}$	1	1	0.6	0.6	∞
Test sample related										
14	Test sample positioning	A	3.3	N	1	1	1	3.3	3.3	71
15	Device holder uncertainty	A	3.4	N	1	1	1	3.4	3.4	5
16	Drift of output power	B	5.0	R	$\sqrt{3}$	1	1	2.9	2.9	∞
Phantom and set-up										
17	Phantom uncertainty	B	4.0	R	$\sqrt{3}$	1	1	2.3	2.3	∞
18	Liquid conductivity (target)	B	5.0	R	$\sqrt{3}$	0.64	0.43	1.8	1.2	∞
19	Liquid conductivity (meas.)	A	2.06	N	1	0.64	0.43	1.32	0.89	43
20	Liquid permittivity (target)	B	5.0	R	$\sqrt{3}$	0.6	0.49	1.7	1.4	∞
21	Liquid permittivity (meas.)	A	1.6	N	1	0.6	0.49	1.0	0.8	521

Combined standard uncertainty	$u_c = \sqrt{\sum_{i=1}^{21} c_i^2 u_i^2}$							9.55	9.43	257
Expanded uncertainty (confidence interval of 95 %)	$u_e = 2u_c$							19.1	18.9	

16.2 Measurement Uncertainty for Normal SAR Tests (3~6GHz)

No.	Error Description	Type	Uncertainty value	Probably Distribution	Div.	(Ci) 1g	(Ci) 10g	Std. Unc. (1g)	Std. Unc. (10g)	Degree of freedom
Measurement system										
1	Probe calibration	B	6.55	N	1	1	1	6.55	6.55	∞
2	Isotropy	B	4.7	R	$\sqrt{3}$	0.7	0.7	1.9	1.9	∞
3	Boundary effect	B	2.0	R	$\sqrt{3}$	1	1	1.2	1.2	∞
4	Linearity	B	4.7	R	$\sqrt{3}$	1	1	2.7	2.7	∞
5	Detection limit	B	1.0	R	$\sqrt{3}$	1	1	0.6	0.6	∞
6	Readout electronics	B	0.3	R	$\sqrt{3}$	1	1	0.3	0.3	∞
7	Response time	B	0.8	R	$\sqrt{3}$	1	1	0.5	0.5	∞
8	Integration time	B	2.6	R	$\sqrt{3}$	1	1	1.5	1.5	∞
9	RF ambient conditions-noise	B	0	R	$\sqrt{3}$	1	1	0	0	∞
10	RFambient conditions-reflection	B	0	R	$\sqrt{3}$	1	1	0	0	∞
11	Probe positioned mech. restrictions	B	0.8	R	$\sqrt{3}$	1	1	0.5	0.5	∞
12	Probe positioning with respect to phantom shell	B	6.7	R	$\sqrt{3}$	1	1	3.9	3.9	∞
13	Post-processing	B	4.0	R	$\sqrt{3}$	1	1	2.3	2.3	∞
Test sample related										
14	Test sample positioning	A	3.3	N	1	1	1	3.3	3.3	71
15	Device holder uncertainty	A	3.4	N	1	1	1	3.4	3.4	5
16	Drift of output power	B	5.0	R	$\sqrt{3}$	1	1	2.9	2.9	∞
Phantom and set-up										
17	Phantom uncertainty	B	4.0	R	$\sqrt{3}$	1	1	2.3	2.3	∞
18	Liquid conductivity (target)	B	5.0	R	$\sqrt{3}$	0.64	0.43	1.8	1.2	∞
19	Liquid conductivity (meas.)	A	2.06	N	1	0.64	0.43	1.32	0.89	43
20	Liquid permittivity (target)	B	5.0	R	$\sqrt{3}$	0.6	0.49	1.7	1.4	∞

21	Liquid permittivity (meas.)	A	1.6	N	1	0.6	0.49	1.0	0.8	521
Combined standard uncertainty		$u_c = \sqrt{\sum_{i=1}^{21} c_i^2 u_i^2}$						10.7	10.6	257
Expanded uncertainty (confidence interval of 95 %)		$u_e = 2u_c$						21.4	21.1	

16.3 Measurement Uncertainty for Fast SAR Tests (300MHz~3GHz)

No.	Error Description	Type	Uncertainty value	Probably Distribution	Div.	(Ci) 1g	(Ci) 10g	Std. Unc. (1g)	Std. Unc. (10g)	Degree of freedom
Measurement system										
1	Probe calibration	B	6.0	N	1	1	1	6.0	6.0	∞
2	Isotropy	B	4.7	R	$\sqrt{3}$	0.7	0.7	1.9	1.9	∞
3	Boundary effect	B	1.0	R	$\sqrt{3}$	1	1	0.6	0.6	∞
4	Linearity	B	4.7	R	$\sqrt{3}$	1	1	2.7	2.7	∞
5	Detection limit	B	1.0	R	$\sqrt{3}$	1	1	0.6	0.6	∞
6	Readout electronics	B	0.3	R	$\sqrt{3}$	1	1	0.3	0.3	∞
7	Response time	B	0.8	R	$\sqrt{3}$	1	1	0.5	0.5	∞
8	Integration time	B	2.6	R	$\sqrt{3}$	1	1	1.5	1.5	∞
9	RF ambient conditions-noise	B	0	R	$\sqrt{3}$	1	1	0	0	∞
10	RFambient conditions-reflection	B	0	R	$\sqrt{3}$	1	1	0	0	∞
11	Probe positioned mech. Restrictions	B	0.4	R	$\sqrt{3}$	1	1	0.2	0.2	∞
12	Probe positioning with respect to phantom shell	B	2.9	R	$\sqrt{3}$	1	1	1.7	1.7	∞
13	Post-processing	B	1.0	R	$\sqrt{3}$	1	1	0.6	0.6	∞
14	Fast SAR z-Approximation	B	7.0	R	$\sqrt{3}$	1	1	4.0	4.0	∞
Test sample related										
15	Test sample positioning	A	3.3	N	1	1	1	3.3	3.3	71
16	Device holder uncertainty	A	3.4	N	1	1	1	3.4	3.4	5
17	Drift of output power	B	5.0	R	$\sqrt{3}$	1	1	2.9	2.9	∞
Phantom and set-up										
18	Phantom uncertainty	B	4.0	R	$\sqrt{3}$	1	1	2.3	2.3	∞
19	Liquid conductivity (target)	B	5.0	R	$\sqrt{3}$	0.64	0.43	1.8	1.2	∞

20	Liquid conductivity (meas.)	A	2.06	N	1	0.64	0.43	1.32	0.89	43
21	Liquid permittivity (target)	B	5.0	R	$\sqrt{3}$	0.6	0.49	1.7	1.4	∞
22	Liquid permittivity (meas.)	A	1.6	N	1	0.6	0.49	1.0	0.8	521
Combined standard uncertainty		$u_c = \sqrt{\sum_{i=1}^{22} c_i^2 u_i^2}$						10.4	10.3	257
Expanded uncertainty (confidence interval of 95 %)		$u_e = 2u_c$						20.8	20.6	

16.4 Measurement Uncertainty for Fast SAR Tests (3~6GHz)

No.	Error Description	Type	Uncertainty value	Probably Distribution	Div.	(Ci) 1g	(Ci) 10g	Std. Unc. (1g)	Std. Unc. (10g)	Degree of freedom
Measurement system										
1	Probe calibration	B	6.55	N	1	1	1	6.55	6.55	∞
2	Isotropy	B	4.7	R	$\sqrt{3}$	0.7	0.7	1.9	1.9	∞
3	Boundary effect	B	2.0	R	$\sqrt{3}$	1	1	1.2	1.2	∞
4	Linearity	B	4.7	R	$\sqrt{3}$	1	1	2.7	2.7	∞
5	Detection limit	B	1.0	R	$\sqrt{3}$	1	1	0.6	0.6	∞
6	Readout electronics	B	0.3	R	$\sqrt{3}$	1	1	0.3	0.3	∞
7	Response time	B	0.8	R	$\sqrt{3}$	1	1	0.5	0.5	∞
8	Integration time	B	2.6	R	$\sqrt{3}$	1	1	1.5	1.5	∞
9	RF ambient conditions-noise	B	0	R	$\sqrt{3}$	1	1	0	0	∞
10	RFambient conditions-reflection	B	0	R	$\sqrt{3}$	1	1	0	0	∞
11	Probe positioned mech. Restrictions	B	0.8	R	$\sqrt{3}$	1	1	0.5	0.5	∞
12	Probe positioning with respect to phantom shell	B	6.7	R	$\sqrt{3}$	1	1	3.9	3.9	∞
13	Post-processing	B	1.0	R	$\sqrt{3}$	1	1	0.6	0.6	∞
14	Fast SAR z-Approximation	B	14.0	R	$\sqrt{3}$	1	1	8.1	8.1	∞
Test sample related										
15	Test sample positioning	A	3.3	N	1	1	1	3.3	3.3	71
16	Device holder uncertainty	A	3.4	N	1	1	1	3.4	3.4	5

17	Drift of output power	B	5.0	R	$\sqrt{3}$	1	1	2.9	2.9	∞
Phantom and set-up										
18	Phantom uncertainty	B	4.0	R	$\sqrt{3}$	1	1	2.3	2.3	∞
19	Liquid conductivity (target)	B	5.0	R	$\sqrt{3}$	0.64	0.43	1.8	1.2	∞
20	Liquid conductivity (meas.)	A	2.06	N	1	0.64	0.43	1.32	0.89	43
21	Liquid permittivity (target)	B	5.0	R	$\sqrt{3}$	0.6	0.49	1.7	1.4	∞
22	Liquid permittivity (meas.)	A	1.6	N	1	0.6	0.49	1.0	0.8	521
Combined standard uncertainty		$u_c = \sqrt{\sum_{i=1}^{22} c_i^2 u_i^2}$						13.5	13.4	257
Expanded uncertainty (confidence interval of 95 %)		$u_e = 2u_c$						27.0	26.8	

17 MAIN TEST INSTRUMENTS

Table 17.1: List of Main Instruments

No.	Name	Type	Serial Number	Calibration Date	Valid Period
01	Network analyzer	N5239A	MY55491241	June 5, 2023	One year
02	Power sensor	NRP6A	101368	May 15, 2023	One year
03	Power sensor	NRP6A	101369	May 15, 2023	One year
04	Signal Generator	E4438C	MY49071430	January 19, 2023	One year
05	Amplifier	60S1G4	0331848	No Calibration Requested	
06	BTS	CMW500	129942	June 14, 2023	One year
07	E-field Probe	SPEAG EX3DV4	7727	June 5, 2023	One year
08	DAE	SPEAG DAE4	1807	May 9, 2023	One year
09	Dipole Validation Kit	SPEAG D750V3	1017	July 14,2023	One year
10	Dipole Validation Kit	SPEAG D900V2	1d051	July 14,2023	One year
11	Dipole Validation Kit	SPEAG D1800V2	2d145	July 12,2023	One year
12	Dipole Validation Kit	SPEAG D1900V2	5d101	July 17,2023	One year
13	Dipole Validation Kit	SPEAG D2450V2	853	July 11,2023	One year
14	Dipole Validation Kit	SPEAG D2600V2	1012	July 11,2023	One year
15	Dipole Validation Kit	SPEAG D3500V2	1016	June 21,2023	One year
16	Dipole Validation Kit	SPEAG D3700V2	1004	June 21,2023	One year
17	Dipole Validation Kit	SPEAG D3900V2	1024	June 21,2023	One year
18	Dipole Validation Kit	SPEAG D5GHzV2	1060	June 19,2023	One year

END OF REPORT BODY



Appendixes

- ANNEX A Graph Results**
- ANNEX B System Verification Results**
- ANNEX C SAR Measurement Setup**
- ANNEX D Position of the wireless device in relation to the phantom**
- ANNEX E Equivalent Media Recipes**
- ANNEX F System Validation**
- ANNEX G Probe Calibration Certificate**
- ANNEX H Dipole Calibration Certificate**
- ANNEX I SAR Sensor Triggering Data Summary**
- ANNEX J P-Sensor Triggering Data Summary**
- ANNEX K Accreditation Certificate**