



# TEST REPORT

## No.23T04Z70626-09

for

**Samsung Electronics Co., Ltd.**

**Multi-band GSM/WCDMA/LTE/5G NR Phone with Bluetooth, WLAN**

**Model Name: SM-M556B/DS**

**FCC ID: ZCASMM556B**

with

**Hardware Version: REV1.0**

**Software Version: M556B.001**

**Issued Date: 2024-01-19**

**Note:**

The test results in this test report relate only to the devices specified in this report. This report shall not be reproduced except in full without the written approval of CTTL.

**Test Laboratory:**

**CTTL-Telecommunication Technology Labs, CAICT**

No. 52, Huayuan North Road, Haidian District, Beijing, P. R. China 100191.

Tel:+86(0)10-62304633-2512, Fax:+86(0)10-62304633-2504

Email: [ctl\\_terminals@caict.ac.cn](mailto:ctl_terminals@caict.ac.cn), website: [www.caict.ac.cn](http://www.caict.ac.cn)



No.23T04Z70626-09

## **REPORT HISTORY**

<b>Report Number</b>	<b>Revision</b>	<b>Description</b>	<b>Issue Date</b>
23T04Z70626-09	Rev.0	1 <sup>st</sup> edition	2024-01-19

Note: the latest revision of the test report supersedes all previous version.



## **CONTENTS**

<b>1. TEST LABORATORY .....</b>	<b>4</b>
<b>1.1. INTRODUCTION &amp; ACCREDITATION.....</b>	<b>4</b>
<b>1.2. TESTING LOCATION .....</b>	<b>4</b>
<b>1.3. TESTING ENVIRONMENT .....</b>	<b>4</b>
<b>1.4. PROJECT DATA .....</b>	<b>4</b>
<b>1.5. SIGNATURE.....</b>	<b>4</b>
<b>2. CLIENT INFORMATION.....</b>	<b>5</b>
<b>2.1. APPLICANT INFORMATION.....</b>	<b>5</b>
<b>2.2. MANUFACTURER INFORMATION.....</b>	<b>5</b>
<b>3. EQUIPMENT UNDER TEST (EUT) AND ANCILLARY EQUIPMENT (AE) .....</b>	<b>6</b>
<b>3.1. ABOUT EUT .....</b>	<b>6</b>
<b>3.2. INTERNAL IDENTIFICATION OF EUT USED DURING THE TEST .....</b>	<b>6</b>
<b>3.3. INTERNAL IDENTIFICATION OF AE USED DURING THE TEST .....</b>	<b>6</b>
<b>4. REFERENCE DOCUMENTS.....</b>	<b>7</b>
<b>4.1. DOCUMENTS SUPPLIED BY APPLICANT .....</b>	<b>7</b>
<b>4.2. REFERENCE DOCUMENTS FOR TESTING.....</b>	<b>7</b>
<b>5. SUMMARY OF TEST RESULT .....</b>	<b>8</b>
<b>6. TEST EQUIPMENT UTILIZED .....</b>	<b>11</b>
<b>ANNEX A: MEASUREMENT RESULTS.....</b>	<b>12</b>
<b>A.1 OUTPUT POWER .....</b>	<b>12</b>
<b>A.2 EMISSION LIMIT.....</b>	<b>43</b>
<b>A.3 FREQUENCY STABILITY .....</b>	<b>64</b>
<b>A.4 OCCUPIED BANDWIDTH.....</b>	<b>70</b>
<b>A.5 EMISSION BANDWIDTH.....</b>	<b>113</b>
<b>A.6 BAND EDGE COMPLIANCE.....</b>	<b>156</b>
<b>A.7 CONDUCTED SPURIOUS EMISSION.....</b>	<b>269</b>
<b>A.8 PEAK-TO-AVERAGE POWER RATIO .....</b>	<b>276</b>
<b>ANNEX B: ACCREDITATION CERTIFICATE.....</b>	<b>278</b>

## 1. Test Laboratory

### 1.1. Introduction & Accreditation

**Telecommunication Technology Labs, CAICT** is an ISO/IEC 17025:2017 accredited test laboratory under American Association for Laboratory Accreditation (A2LA) with lab code 7049.01, and is also an FCC accredited test laboratory (CN1349), and ISED accredited test laboratory (CAB identifier:CN0066). The detail accreditation scope can be found on A2LA website.

### 1.2. Testing Location

Location 1: CTTL (huayuan North Road)

Address: No. 52, Huayuan North Road, Haidian District, Beijing,  
P. R. China 100191

Location 2: CTTL (BDA)

Address: No.18A, Kangding Street, Beijing Economic-Technology  
Development Area, Beijing, P. R. China 100176

### 1.3. Testing Environment

Normal Temperature: 15-35°C

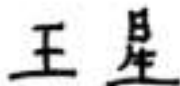
Relative Humidity: 20-75%

### 1.4. Project Data

Testing Start Date: 2023-12-01

Testing End Date: 2024-01-15

### 1.5. Signature



---

Wang Xing  
(Prepared this test report)



---

Zhou Yu  
(Reviewed this test report)



---

Zhao Hui Lin  
(Approved this test report)



## **2. Client Information**

### **2.1. Applicant Information**

Company Name: Samsung Electronics Co., Ltd.  
Address /Post: 19 Chapin Rd., Building D Pine Brook, NJ 07058  
Contact: Jenni Chun  
Email: j1.chun@samsung.com  
Telephone: +1-201-937-4203

### **2.2. Manufacturer Information**

Company Name: Samsung Electronics Co., Ltd.  
Address /Post: Samsung R5, Maetan dong 129, Samsung ro  
Youngtong gu, Suwon city 443 742, Korea  
Contact: Sunghoon Cho  
Email: ggobi.cho@samsung.com  
Telephone: +82-10-2722-4159

### **3. Equipment Under Test (EUT) and Ancillary Equipment (AE)**

#### **3.1. About EUT**

Description	Multi-band GSM/WCDMA/LTE/5G NR Phone with Bluetooth, WLAN
Model Name	SM-M556B/DS
FCC ID	ZCASMM556B
Antenna	Embedded
Output power	25.81dBm maximum EIRP measured for LTE Band 25
Extreme Voltage	3.6VDC to 4.4VDC (nominal: 3.85VDC)
Extreme Temperature	-10°C to +55°C

Note: Components list, please refer to documents of the manufacturer; it is also included in the original test record of CTTL.

#### **3.2. Internal Identification of EUT used during the test**

<b>EUT ID*</b>	<b>SN</b>	<b>HW Version</b>	<b>SW Version</b>	<b>Date of receipt</b>
UT31a	2370626UT31a	REV1.0	M556B.001	2023-11-27
UT21a	2370626UT21a	REV1.0	M556B.001	2023-11-27

UT21a was used for radiated power and emission limit test and UT31a was used for other testing cases.

\*EUT ID: is used to identify the test sample in the lab internally.

#### **3.3. Internal Identification of AE used during the test**

<b>AE ID*</b>	<b>Description</b>
AE1	Battery
AE1	
Model	HQ-6887NAS
Manufacturer	Ningde Amperex Technology Limited
Capacitance	4855mAh

\*AE ID: is used to identify the test sample in the lab internally.



## **4. Reference Documents**

### **4.1. Documents supplied by applicant**

EUT parameters are supplied by the customer, which are the bases of testing. CAICT is not responsible for the accuracy of customer supplied technical information that may affect the test results (for example, antenna gain and loss of customer supplied cable).

### **4.2. Reference Documents for testing**

The following documents listed in this section are referred for testing.

<b>Reference</b>	<b>Title</b>	<b>Version</b>
FCC Part 24	PERSONAL COMMUNICATIONS SERVICES	10-1-22 Edition
FCC Part 22	PUBLIC MOBILE SERVICES	10-1-22 Edition
FCC Part 27	MISCELLANEOUS WIRELESS COMMUNICATIONS SERVICES	10-1-22 Edition
FCC Part 90	PRIVATE LAND MOBILE RADIO SERVICES	10-1-22 Edition
ANSI/TIA-603-E	Land Mobile FM or PM Communications Equipment Measurement and Performance Standards	2016
ANSI C63.26	American National Standard for Compliance Testing of Transmitters Used in Licensed Radio Services	2015
KDB 971168 D01	MEASUREMENT GUIDANCE FOR CERTIFICATION OF LICENSED DIGITAL TRANSMITTERS	v03r01

## 5. Summary of Test Result

### LTE Band 7

Items	Test Name	Clause in FCC rules	Verdict
1	Output Power	27.50	P
2	Emission Limit	2.1051/27.53	P
3	Frequency Stability	2.1055	P
4	Occupied Bandwidth	2.1049	P
5	Emission Bandwidth	27.53	P
6	Band Edge Compliance	27.53	P
7	Conducted Spurious Emission	27.53	P
8	Peak-to-Average Power Ratio	27.50	P

### LTE Band 12 (17)

Items	Test Name	Clause in FCC rules	Verdict
1	Output Power	27.50	P
2	Emission Limit	2.1051/27.53	P
3	Frequency Stability	2.1055	P
4	Occupied Bandwidth	2.1049	P
5	Emission Bandwidth	27.53	P
6	Band Edge Compliance	27.53	P
7	Conducted Spurious Emission	27.53	P
8	Peak-to-Average Power Ratio	27.50	P

### LTE Band 25 (2)

Items	Test Name	Clause in FCC rules	Verdict
1	Output Power	24.232	P
2	Emission Limit	2.1051/24.238	P
3	Frequency Stability	2.1055	P
4	Occupied Bandwidth	2.1049	P
5	Emission Bandwidth	24.238	P
6	Band Edge Compliance	24.238	P
7	Conducted Spurious Emission	24.238	P
8	Peak-to-Average Power Ratio	24.232	P



**LTE Band 26(814MHz~824MHz)**

Items	Test Name	Clause in FCC rules	Verdict
1	Output Power	90.635	P
2	Emission Limit	2.1051/90.691	P
3	Frequency Stability	2.1055	P
4	Occupied Bandwidth	2.1049	P
5	Emission Bandwidth	2.1049	P
6	Band Edge Compliance	90.691	P
7	Conducted Spurious Emission	90.691	P

**LTE Band 26(824MHz~849MHz) (5)**

Items	Test Name	Clause in FCC rules	Verdict
1	Output Power	22.913	P
2	Emission Limit	2.1051/22.917	P
3	Frequency Stability	2.1055	P
4	Occupied Bandwidth	2.1049	P
5	Emission Bandwidth	22.917	P
6	Band Edge Compliance	22.917	P
7	Conducted Spurious Emission	22.917	P

**LTE Band 41 (38)**

Items	Test Name	Clause in FCC rules	Verdict
1	Output Power	27.50	P
2	Emission Limit	2.1051/27.53	P
3	Frequency Stability	2.1055	P
4	Occupied Bandwidth	2.1049	P
5	Emission Bandwidth	27.53	P
6	Band Edge Compliance	27.53	P
7	Conducted Spurious Emission	27.53	P
8	Peak-to-Average Power Ratio	27.50	P

**LTE Band 66 (4)**

Items	Test Name	Clause in FCC rules	Verdict
1	Output Power	27.50	P
2	Emission Limit	2.1051/27.53	P
3	Frequency Stability	2.1055	P
4	Occupied Bandwidth	2.1049	P
5	Emission Bandwidth	27.53	P
6	Band Edge Compliance	27.53	P
7	Conducted Spurious Emission	27.53	P
8	Peak-to-Average Power Ratio	27.50	P

Terms used in Verdict column

P	Pass. The EUT complies with the essential requirements in the standard.
NP	Not Performed. The test was not performed by CTTL.
NA	Not Applicable. The test was not applicable.
BR	Re-use test data from basic model report.
F	Fail. The EUT does not comply with the essential requirements in the standard.

All the test results are based on normal power.

Measurement uncertainty is not taken into account when stating conformity with a specified requirement.

LTE Band 25, Band 66, Band 26, Band 12 and Band 41 overlaps the entire frequency range of LTE Band 2, Band 4, Band 5, Band 17 and Band 38. Therefore, test data provided in this report covers Band 2, Band 4, Band 5, Band 17, Band 38 as well as Band 25, Band 66, Band 26, Band 12, Band 41.

LTE Band 41 is tested by power class 3.

Explanation of worst-case configuration

The worst-case scenario for all measurements is based on the conducted output power measurement investigation results. Output power was measured on QPSK, 16QAM, 64QAM and 256QAM modulations. It was found that QPSK was the worst case. All testing was performed using QPSK modulations to represent the worst case unless otherwise stated. The test results shown in the following sections represent the worst case emission.

## 6. Test Equipment Utilized

Description	Type	Series Number	Manufacture	Cal Due Date	Calibration Interval
Wideband Radio Communication Tester	CMW500	159082	R&S	2024-01-10	1 year
Wideband Radio Communication Tester	CMW500	159082	R&S	2024-12-28	1 year
Spectrum Analyzer	FSU	200030	R&S	2024-05-25	1 year
Climate chamber	SH-241	92004642	ESPEC	2024-10-15	1 year
Test Receiver	FSV30	101525	R&S	2024-02-11	1 year
Antenna	VULB9163	9163-235	Schwarzbeck	2024-06-10	1 year
Antenna	LB-7180-NF	J20300130005	A-INFO	2024-05-25	1 year
Antenna	LB-180400-25-C-KF	J211060826	A-INFO	2024-03-02	1 year
Antenna	9117	167	Schwarzbeck	2024-06-10	1 year
Antenna	3115	00167252	ETS-Lindgren	2024-01-28	1 year
Antenna	3116	2661	ETS-Lindgren	2024-01-28	1 year
Signal Generator	SMF100A	101295	R&S	2024-02-08	1 year
Power Amplifier	5S1G4	0341863	AR	/	/
Universal Radio Communication Tester	CMW500	143008	R&S	2024-02-03	1 year
Universal Radio Communication Tester	MT8821C	62724459649	Anritsu	2024-08-12	1 year

## Annex A: Measurement Results

### A.1 Output Power

#### A.1.1 Summary

During the process of testing, the EUT was controlled via communication tester to ensure max power transmission and proper modulation.

In all cases, output power is within the specified limits.

#### A.1.2 Conducted

##### A.1.2.1 Method of Measurements

The EUT was set up for the max output power with pseudo random data modulation.

These measurements were done at 3 frequencies (bottom, middle and top of operational frequency range) for each bandwidth.

The results below include a correction factor for cable loss that is provided by the customer.

##### A.1.2.2 Measurement Result

#### LTE band 7

Bandwidth	RB size/offset	Frequency (MHz)	Power (dBm)			
			QPSK	16QAM	64QAM	256QAM
5MHz	1 RB high	2567.5	22.97	22.38	21.31	18.09
		2535.0	22.97	22.23	20.96	18.09
		2502.5	22.79	22.19	21.09	18.29
	1 RB low	2567.5	22.92	22.27	21.22	18.04
		2535.0	22.95	22.24	21.03	18.08
		2502.5	22.74	22.22	20.96	18.12
	50% RB mid	2567.5	22.02	21.10	20.06	17.97
		2535.0	22.13	21.03	20.16	18.05
		2502.5	21.87	20.94	19.85	18.08
	100% RB	2567.5	22.03	21.03	20.04	17.95
		2535.0	21.97	20.96	19.92	18.15
		2502.5	21.79	20.81	19.83	17.97
10MHz	1 RB high	2565.0	23.18	22.44	21.48	18.14
		2535.0	23.00	22.26	21.44	17.99
		2505.0	22.78	22.41	21.12	18.04
	1 RB low	2565.0	22.97	22.21	21.33	18.18
		2535.0	22.97	22.41	21.19	18.13
		2505.0	22.76	22.14	21.03	17.97
	50% RB mid	2565.0	22.04	21.03	20.06	18.16
		2535.0	22.02	21.01	19.96	18.23
		2505.0	21.89	20.90	19.82	18.23
	100% RB	2565.0	22.03	20.97	20.00	18.16

		2535.0	22.01	20.97	20.04	18.04
		2505.0	21.85	20.86	19.83	18.12
15MHz	1 RB high	2562.5	22.86	21.91	21.25	17.95
		2535.0	22.84	22.09	21.12	18.25
		2507.5	22.58	21.87	20.92	18.14
	1 RB low	2562.5	22.89	22.11	20.99	18.29
		2535.0	22.81	22.06	20.86	18.06
		2507.5	22.59	21.68	20.72	18.09
	50% RB mid	2562.5	21.84	20.96	19.90	18.03
		2535.0	21.81	20.89	19.86	18.03
		2507.5	21.77	20.69	19.73	18.12
	100% RB	2562.5	21.90	20.90	19.98	18.26
		2535.0	21.85	20.89	19.80	18.08
		2507.5	21.71	20.75	19.82	18.07
20MHz	1 RB high	2560.0	22.88	22.02	21.21	18.01
		2535.0	22.76	22.16	20.99	18.19
		2510.0	22.65	21.92	20.92	17.92
	1 RB low	2560.0	22.83	22.09	21.12	17.93
		2535.0	22.74	22.21	21.05	18.12
		2510.0	22.51	21.87	20.95	17.95
	50% RB mid	2560.0	21.94	20.93	20.05	18.01
		2535.0	21.87	20.93	19.85	18.11
		2510.0	21.79	20.79	19.80	18.25
	100% RB	2560.0	21.97	20.97	19.95	18.04
		2535.0	21.93	20.87	19.85	18.14
		2510.0	21.73	20.71	19.70	18.04

**LTE band 12**

Bandwidth	RB size/offset	Frequency (MHz)	Power (dBm)			
			QPSK	16QAM	64QAM	256QAM
1.4MHz	1 RB high	715.3	24.08	23.62	22.28	19.12
		707.5	24.26	23.37	22.24	19.44
		699.7	24.10	23.27	22.36	19.04
	1 RB low	715.3	24.30	23.58	22.31	19.14
		707.5	24.31	23.73	22.36	19.25
		699.7	24.20	23.76	22.28	19.13
	50% RB mid	715.3	23.27	22.23	21.33	18.91
		707.5	23.21	22.31	21.03	19.11
		699.7	23.10	22.26	21.06	18.84
	100% RB	715.3	23.31	22.36	21.29	19.09
		707.5	23.03	22.38	21.08	18.82
		699.7	23.34	21.96	21.04	18.90
3MHz	1 RB high	714.5	23.96	23.46	22.36	19.05
		707.5	24.17	23.31	22.19	19.30
		700.5	24.11	23.25	22.35	19.05
	1 RB low	714.5	24.12	23.69	22.29	19.22
		707.5	24.19	23.68	22.32	19.03
		700.5	23.90	23.58	22.60	19.01
	50% RB mid	714.5	23.30	22.14	21.12	19.14
		707.5	23.17	22.05	20.99	19.01
		700.5	23.32	22.04	21.23	18.83
	100% RB	714.5	23.20	22.41	21.10	19.16
		707.5	23.29	22.18	21.00	18.97
		700.5	22.98	22.19	21.14	18.76
5MHz	1 RB high	713.5	24.19	23.33	22.37	19.18
		707.5	24.10	23.21	22.16	19.39
		701.5	23.84	23.42	22.33	19.06
	1 RB low	713.5	23.99	23.52	22.14	19.30
		707.5	24.01	23.42	22.45	19.31
		701.5	24.01	23.46	22.33	19.21
	50% RB mid	713.5	23.30	22.21	21.11	19.08
		707.5	23.16	22.14	21.19	18.88
		701.5	23.04	22.18	21.16	18.81
	100% RB	713.5	23.12	22.06	21.11	18.85
		707.5	23.19	22.20	21.35	18.92
		701.5	23.15	22.23	21.05	18.85
10MHz	1 RB high	711.0	24.12	23.49	22.25	19.08
		707.5	24.11	23.31	22.21	19.28
		704.0	24.03	23.39	22.42	19.16
	1 RB low	711.0	24.18	23.51	22.26	19.12



		707.5	24.15	23.58	22.44	19.11
		704.0	24.06	23.64	22.42	19.18
	50% RB mid	711.0	23.28	22.25	21.28	19.09
		707.5	23.21	22.13	21.16	19.05
		704.0	23.20	22.14	21.23	18.99
	100% RB	711.0	23.21	22.24	21.25	18.99
		707.5	23.16	22.19	21.16	18.95
		704.0	23.16	22.10	21.21	18.95

**LTE band 25**

Bandwidth	RB size/offset	Frequency (MHz)	Power (dBm)			
			QPSK	16QAM	64QAM	256QAM
1.4MHz	1 RB high	1914.3	23.61	23.13	21.75	18.98
		1882.5	23.32	22.63	21.39	19.07
		1850.7	23.32	23.01	21.84	19.06
	1 RB low	1914.3	23.31	22.55	21.91	19.40
		1882.5	23.60	22.87	21.57	19.03
		1850.7	23.34	22.69	21.56	19.00
	50% RB mid	1914.3	23.31	22.48	21.67	19.26
		1882.5	23.60	22.89	21.51	18.81
		1850.7	23.58	22.82	21.84	18.89
	100% RB	1914.3	22.62	21.50	20.70	18.98
		1882.5	22.47	21.76	20.72	19.09
		1850.7	22.52	21.43	20.78	18.88
3MHz	1 RB high	1913.5	23.48	23.14	21.64	18.73
		1882.5	23.41	22.63	21.76	19.14
		1851.5	23.36	22.78	21.85	19.12
	1 RB low	1913.5	23.52	22.41	21.90	19.11
		1882.5	23.50	22.68	21.91	18.94
		1851.5	23.49	22.80	21.36	19.09
	50% RB mid	1913.5	22.81	21.68	20.47	18.68
		1882.5	22.50	21.64	20.77	18.86
		1851.5	22.64	21.44	20.81	19.20
	100% RB	1913.5	22.58	21.39	20.43	18.84
		1882.5	22.51	21.61	20.44	19.25
		1851.5	22.70	21.62	20.43	18.80
5MHz	1 RB high	1912.5	23.68	22.95	21.66	19.06
		1882.5	23.58	22.78	21.47	19.16
		1852.5	23.59	22.70	21.69	18.80
	1 RB low	1912.5	23.37	22.67	21.56	19.40
		1882.5	23.41	22.83	21.82	19.10
		1852.5	23.28	22.85	21.43	19.23
	50% RB mid	1912.5	22.75	21.66	20.42	19.07
		1882.5	22.77	21.74	20.65	18.85
		1852.5	22.66	21.42	20.79	19.14
	100% RB	1912.5	22.63	21.38	20.73	19.06
		1882.5	22.45	21.38	20.73	19.11
		1852.5	22.75	21.74	20.66	18.91
10MHz	1 RB high	1910.0	23.65	23.17	21.57	18.87
		1882.5	23.37	22.78	21.46	19.07
		1855.0	23.25	22.65	21.77	19.08
	1 RB low	1910.0	23.29	22.51	21.65	19.14



		1882.5	23.50	22.62	21.82	18.93
		1855.0	23.48	23.03	21.62	19.18
	50% RB mid	1910.0	22.57	21.50	20.43	18.82
		1882.5	22.78	21.45	20.50	18.94
		1855.0	22.79	21.71	20.83	19.39
	100% RB	1910.0	22.75	21.43	20.50	18.88
		1882.5	22.65	21.50	20.44	18.98
1855.0		22.78	21.56	20.67	18.92	
15MHz	1 RB high	1907.5	23.57	22.94	21.74	18.99
		1882.5	23.41	22.57	21.77	19.32
		1857.5	23.29	22.79	21.71	19.12
	1 RB low	1907.5	23.55	22.65	21.72	19.40
		1882.5	23.28	22.85	21.69	19.10
		1857.5	23.34	22.71	21.43	18.89
	50% RB mid	1907.5	22.67	21.43	20.65	18.87
		1882.5	22.51	21.69	20.76	18.81
		1857.5	22.53	21.42	20.44	19.38
	100% RB	1907.5	22.80	21.56	20.82	19.16
		1882.5	22.54	21.60	20.59	18.88
		1857.5	22.44	21.54	20.76	19.03
20MHz	1 RB high	1905.0	23.55	23.01	21.65	18.86
		1882.5	23.46	22.58	21.59	19.24
		1860.0	23.40	22.82	21.74	18.96
	1 RB low	1905.0	23.41	22.57	21.74	19.22
		1882.5	23.45	22.70	21.73	19.00
		1860.0	23.47	22.89	21.55	19.03
	50% RB mid	1905.0	22.63	21.60	20.57	18.88
		1882.5	22.63	21.57	20.65	18.94
		1860.0	22.69	21.59	20.64	19.24
	100% RB	1905.0	22.61	21.55	20.62	18.96
		1882.5	22.61	21.58	20.64	19.05
		1860.0	22.59	21.58	20.63	18.96

**LTE band 26(814MHz~824MHz)**

Bandwidth	RB size/offset	Frequency (MHz)	Power (dBm)			
			QPSK	16QAM	64QAM	256QAM
1.4MHz	1 RB high	823.3	23.81	22.98	21.90	18.94
		819.0	23.77	22.92	22.14	19.04
		814.7	23.91	22.99	22.17	18.96
	1 RB low	823.3	23.73	22.76	22.27	18.85
		819.0	23.79	22.99	21.95	18.89
		814.7	23.82	22.90	22.33	18.93
	50% RB mid	823.3	23.80	22.98	21.91	18.98
		819.0	23.80	22.99	21.93	18.88
		814.7	23.87	22.97	21.98	18.96
	100% RB	823.3	22.77	21.86	20.91	18.88
		819.0	22.76	21.83	20.89	18.83
		814.7	22.81	21.91	20.88	19.01
3MHz	1 RB high	822.5	23.77	22.90	21.98	18.90
		819.0	23.76	22.91	22.10	18.97
		815.5	23.82	22.93	22.03	18.92
	1 RB low	822.5	23.74	22.94	21.78	18.81
		819.0	23.79	22.92	21.71	18.85
		815.5	23.87	22.96	22.00	19.01
	50% RB mid	822.5	22.78	21.83	20.81	18.92
		819.0	22.77	21.83	20.80	18.87
		815.5	22.84	21.95	20.92	18.92
	100% RB	822.5	22.77	21.78	20.82	18.82
		819.0	22.79	21.77	20.80	18.78
		815.5	22.81	21.84	20.83	18.88
5MHz	1 RB high	821.5	23.80	23.00	22.03	18.93
		819.0	23.79	23.01	22.02	18.88
		816.5	23.85	23.05	21.92	18.98
	1 RB low	821.5	23.75	22.94	21.72	18.89
		819.0	23.82	23.01	21.98	19.04
		816.5	23.85	23.02	21.79	19.10
	50% RB mid	821.5	22.80	21.86	20.82	18.87
		819.0	22.79	21.86	20.83	18.88
		816.5	22.82	21.85	20.94	18.90
	100% RB	821.5	22.79	21.78	20.84	18.86
		819.0	22.77	21.79	20.86	18.84
		816.5	22.84	21.82	20.85	18.86
10MHz	1 RB high	819.0	23.81	22.87	22.05	19.03
	1 RB low	819.0	23.76	22.92	22.07	18.99
	50% RB mid	819.0	23.78	22.95	21.99	19.08
	100% RB	819.0	23.86	23.05	21.95	19.01

**LTE band 26(824MHz~849MHz)**

Bandwidth	RB size/offset	Frequency (MHz)	Power (dBm)			
			QPSK	16QAM	64QAM	256QAM
1.4MHz	1 RB high	848.3	23.67	22.86	21.94	18.77
		836.5	23.83	22.94	21.96	18.98
		824.7	23.88	23.02	21.83	18.89
	1 RB low	848.3	23.72	22.85	21.95	18.87
		836.5	23.73	22.82	21.93	18.82
		824.7	23.85	22.92	22.38	18.92
	50% RB mid	848.3	23.62	22.85	21.79	18.84
		836.5	23.77	22.85	21.87	18.80
		824.7	23.81	22.96	22.01	18.87
	100% RB	848.3	22.64	21.72	20.82	18.76
		836.5	22.67	21.79	20.74	18.81
		824.7	22.79	21.90	20.88	18.86
3MHz	1 RB high	847.5	23.69	22.88	21.92	18.90
		836.5	23.77	22.90	22.04	18.96
		825.5	23.83	22.97	21.98	19.03
	1 RB low	847.5	23.70	22.82	21.66	18.83
		836.5	23.75	22.92	21.49	18.74
		825.5	23.80	22.92	22.06	18.91
	50% RB mid	847.5	22.65	21.77	20.79	18.79
		836.5	22.78	21.84	20.85	18.87
		825.5	22.81	21.85	20.87	18.87
	100% RB	847.5	22.69	21.73	20.84	18.81
		836.5	22.70	21.74	20.74	18.77
		825.5	22.76	21.82	20.93	18.91
5MHz	1 RB high	846.5	23.76	22.95	21.84	18.96
		836.5	23.81	23.01	22.03	19.00
		826.5	23.83	22.99	21.91	18.95
	1 RB low	846.5	23.78	22.96	21.95	18.94
		836.5	23.81	22.96	22.11	18.73
		826.5	23.81	23.05	21.93	18.88
	50% RB mid	846.5	22.71	21.77	20.74	18.79
		836.5	22.77	21.86	20.83	18.90
		826.5	22.80	21.86	20.86	18.90
	100% RB	846.5	22.72	21.73	20.82	18.79
		836.5	22.70	21.73	20.81	18.84
		826.5	22.79	21.77	20.86	18.82
10MHz	1 RB high	844.0	23.70	22.89	22.04	18.92
		836.5	23.77	22.91	22.10	18.98
		829.0	23.82	22.92	22.10	18.99
	1 RB low	844.0	23.79	22.93	21.85	18.86

		836.5	23.79	22.90	22.00	18.90
		829.0	23.80	22.97	21.87	18.82
	50% RB mid	844.0	22.79	21.75	20.84	18.78
		836.5	22.83	21.78	20.82	18.83
		829.0	22.85	21.89	20.89	18.91
	100% RB	844.0	22.75	21.74	20.76	18.80
		836.5	22.72	21.74	20.79	18.79
829.0		22.83	21.81	20.89	18.90	
15MHz	1 RB high	841.5	23.48	22.64	21.72	18.79
		836.5	23.57	22.64	21.79	18.73
		831.5	23.54	22.77	21.70	18.77
	1 RB low	841.5	23.68	22.80	21.90	18.81
		836.5	23.65	22.79	21.92	18.75
		831.5	23.63	22.70	21.79	18.79
	50% RB mid	841.5	22.69	21.60	20.68	18.66
		836.5	22.69	21.63	20.73	18.69
		831.5	22.70	21.63	20.73	18.66
	100% RB	841.5	22.60	21.61	20.66	18.65
		836.5	22.65	21.61	20.63	18.70
		831.5	22.68	21.69	20.72	18.75

**LTE band 41**

Bandwidth	RB size/offset	Frequency (MHz)	Power (dBm)			
			QPSK	16QAM	64QAM	256QAM
5MHz	1 RB high	2687.5	23.79	23.04	21.49	19.02
		2593.0	23.53	23.01	21.44	18.68
		2498.5	23.52	22.84	21.37	18.73
	1 RB low	2687.5	23.63	22.92	21.33	18.90
		2593.0	23.56	22.92	21.31	18.91
		2498.5	23.42	22.97	21.33	18.70
	50% RB mid	2687.5	22.72	21.83	20.26	19.00
		2593.0	22.78	21.71	20.30	18.77
		2498.5	22.57	21.78	20.08	18.74
	100% RB	2687.5	22.77	21.81	20.16	18.87
		2593.0	22.65	21.64	20.14	19.04
		2498.5	22.57	21.66	20.07	18.94
10MHz	1 RB high	2685.0	23.71	23.16	21.51	18.89
		2593.0	23.58	23.08	21.53	18.66
		2501.0	23.43	22.85	21.43	18.87
	1 RB low	2685.0	23.62	22.95	21.51	18.80
		2593.0	23.56	23.06	21.48	18.93
		2501.0	23.47	23.19	21.31	19.04
	50% RB mid	2685.0	22.78	21.80	20.38	18.80
		2593.0	22.76	21.76	20.39	18.66
		2501.0	22.50	21.57	20.17	18.80
	100% RB	2685.0	22.80	21.77	20.30	18.81
		2593.0	22.66	21.74	20.22	18.69
		2501.0	22.48	21.56	20.01	18.98
15MHz	1 RB high	2682.5	23.62	22.89	21.44	19.02
		2593.0	23.54	22.97	21.28	18.74
		2503.5	23.26	22.73	21.20	18.67
	1 RB low	2682.5	23.53	23.08	21.54	19.01
		2593.0	23.62	22.89	21.40	18.66
		2503.5	23.24	22.64	21.19	18.93
	50% RB mid	2682.5	22.63	21.69	20.27	18.98
		2593.0	22.64	21.68	20.19	18.94
		2503.5	22.46	21.59	20.08	18.83
	100% RB	2682.5	22.57	21.59	20.21	18.85
		2593.0	22.52	21.61	20.18	18.80
		2503.5	22.42	21.49	19.99	18.84
20MHz	1 RB high	2680.0	23.53	22.91	21.56	18.72
		2593.0	23.43	22.73	21.43	19.05
		2506.0	23.27	22.96	21.24	18.91
	1 RB low	2680.0	23.61	23.00	21.50	18.85



		2593.0	23.53	22.90	21.37	18.74
		2506.0	23.26	22.65	21.12	18.79
	50% RB mid	2680.0	22.62	21.66	20.36	18.84
		2593.0	22.44	21.59	20.22	18.72
		2506.0	22.49	21.58	20.12	19.04
	100% RB	2680.0	22.63	21.63	20.24	19.00
		2593.0	22.41	21.63	20.17	18.71
		2506.0	22.44	21.43	19.96	18.97

**LTE band 66**

Bandwidth	RB size/offset	Frequency (MHz)	Power (dBm)			
			QPSK	16QAM	64QAM	256QAM
1.4MHz	1 RB high	1779.3	23.39	22.73	21.59	18.27
		1745.0	23.13	22.73	21.45	18.36
		1710.7	23.19	22.69	21.49	18.11
	1 RB low	1779.3	23.21	22.57	21.52	18.35
		1745.0	23.09	22.67	21.36	18.21
		1710.7	23.30	22.89	21.54	18.42
	50% RB mid	1779.3	23.25	22.37	21.56	18.25
		1745.0	23.27	22.41	21.35	18.23
		1710.7	23.29	22.37	21.41	18.21
	100% RB	1779.3	22.23	21.34	20.43	18.33
		1745.0	22.18	21.26	20.37	18.06
		1710.7	22.32	21.36	20.30	18.13
3MHz	1 RB high	1778.5	23.29	22.51	21.59	18.33
		1745.0	23.13	22.56	21.58	18.23
		1711.5	23.26	22.60	21.61	18.43
	1 RB low	1778.5	23.26	22.53	21.68	18.20
		1745.0	23.15	22.60	21.50	18.37
		1711.5	23.23	22.57	21.40	18.25
	50% RB mid	1778.5	22.33	21.39	20.41	18.39
		1745.0	22.30	21.38	20.33	18.15
		1711.5	22.38	21.36	20.43	18.20
	100% RB	1778.5	22.31	21.30	20.37	18.06
		1745.0	22.25	21.36	20.28	18.25
		1711.5	22.29	21.37	20.36	18.20
5MHz	1 RB high	1777.5	23.44	22.54	21.69	18.28
		1745.0	23.20	22.57	21.43	18.27
		1712.5	23.23	22.64	21.36	18.39
	1 RB low	1777.5	23.31	22.61	21.72	18.43
		1745.0	23.16	22.57	21.36	18.05
		1712.5	23.23	22.58	21.45	18.44
	50% RB mid	1777.5	22.30	21.31	20.41	18.18
		1745.0	22.29	21.37	20.33	18.19
		1712.5	22.34	21.41	20.48	18.38
	100% RB	1777.5	22.34	21.32	20.33	18.08
		1745.0	22.25	21.34	20.37	18.09
		1712.5	22.37	21.42	20.36	18.36
10MHz	1 RB high	1775.0	23.39	22.61	21.65	18.10
		1745.0	23.25	22.82	21.42	18.42
		1715.0	23.33	22.74	21.50	18.25
	1 RB low	1775.0	23.13	22.41	21.49	18.15

		1745.0	23.22	22.63	21.62	18.31
		1715.0	23.26	22.56	21.50	18.43
	50% RB mid	1775.0	22.26	21.33	20.35	18.29
		1745.0	22.28	21.38	20.39	18.08
		1715.0	22.38	21.35	20.37	18.40
	100% RB	1775.0	22.27	21.23	20.24	18.22
		1745.0	22.29	21.28	20.30	18.41
1715.0		22.35	21.29	20.34	18.21	
15MHz	1 RB high	1772.5	23.01	22.28	21.52	18.29
		1745.0	23.20	22.31	21.32	18.12
		1717.5	23.18	22.48	21.34	18.06
	1 RB low	1772.5	23.02	22.25	21.36	18.32
		1745.0	23.04	22.28	21.23	18.39
		1717.5	23.11	22.57	21.37	18.12
	50% RB mid	1772.5	22.07	21.14	20.14	18.07
		1745.0	22.18	21.19	20.24	18.44
		1717.5	22.21	21.23	20.29	18.33
	100% RB	1772.5	22.07	21.10	20.22	18.06
		1745.0	22.17	21.19	20.21	18.30
		1717.5	22.22	21.25	20.31	18.34
20MHz	1 RB high	1770.0	23.16	22.21	21.25	18.19
		1745.0	23.15	22.44	21.41	18.40
		1720.0	23.17	22.41	21.30	18.18
	1 RB low	1770.0	23.13	22.31	21.18	18.28
		1745.0	23.20	22.38	21.45	18.24
		1720.0	23.22	22.48	21.50	18.20
	50% RB mid	1770.0	22.20	21.08	20.06	18.29
		1745.0	22.22	21.25	20.23	18.25
		1720.0	22.26	21.27	20.30	18.28
	100% RB	1770.0	22.18	21.09	20.08	18.33
		1745.0	22.17	21.19	20.19	18.39
		1720.0	22.25	21.24	20.26	18.18



**LTE CA band 7C**

Bandwidth	Frequency(MHz)	Frequency(MHz)	Modulation	PCC RB		SCC RB		Conducted Power(dBm)
				Size	Offset	Size	Offset	
10MHz/20MHz	2525.6	2540.0	QPSK	1	49	1	0	22.85
			QPSK	50	0	100	0	20.61
			16QAM	1	49	1	0	21.43
			16QAM	50	0	100	0	19.20
			64QAM	1	49	1	0	20.46
			64QAM	50	0	100	0	19.08
			256QAM	1	49	1	0	16.95
			256QAM	50	0	100	0	16.98
15MHz/10MHz	2530.1	2542.1	QPSK	1	74	1	0	22.49
			QPSK	75	0	50	0	20.33
			16QAM	1	74	1	0	21.30
			16QAM	75	0	50	0	19.33
			64QAM	1	74	1	0	20.57
			64QAM	75	0	50	0	19.25
			256QAM	1	74	1	0	17.10
			256QAM	75	0	50	0	17.12
15MHz/15MHz	2527.5	2542.5	QPSK	1	74	1	0	23.46
			QPSK	75	0	75	0	21.41
			16QAM	1	74	1	0	22.31
			16QAM	75	0	75	0	20.86
			64QAM	1	74	1	0	21.63
			64QAM	75	0	75	0	20.49
			256QAM	1	74	1	0	18.53
			256QAM	75	0	75	0	18.55
15MHz/20MHz	2525.3	2542.4	QPSK	1	74	1	0	23.40
			QPSK	75	0	100	0	21.40
			16QAM	1	74	1	0	22.26
			16QAM	75	0	100	0	20.67
			64QAM	1	74	1	0	21.51
			64QAM	75	0	100	0	20.47
			256QAM	1	74	1	0	18.48
			256QAM	75	0	100	0	18.48
20MHz/10MHz	2530.1	2544.5	QPSK	1	99	1	0	23.40
			QPSK	100	0	50	0	21.54
			16QAM	1	99	1	0	22.45
			16QAM	100	0	50	0	20.69
			64QAM	1	99	1	0	21.49
			64QAM	100	0	50	0	20.52
			256QAM	1	99	1	0	18.47

			256QAM	100	0	50	0	18.65
20MHz/15MH z	2527.6	2544.7	QPSK	1	99	1	0	23.38
			QPSK	100	0	75	0	21.49
			16QAM	1	99	1	0	22.46
			16QAM	100	0	75	0	20.64
			64QAM	1	99	1	0	21.45
			64QAM	100	0	75	0	20.60
			256QAM	1	99	1	0	18.46
			256QAM	100	0	75	0	18.62
20MHz/20MH z	2525.1	2544.9	QPSK	1	99	1	0	23.46
			QPSK	100	0	100	0	21.50
			16QAM	1	99	1	0	22.48
			16QAM	100	0	100	0	20.47
			64QAM	1	99	1	0	21.33
			64QAM	100	0	100	0	20.37
			256QAM	1	99	1	0	18.32
			256QAM	100	0	100	0	18.41

**LTE CA band 38C**

Bandwidth	Frequency(MHz)	Frequency(MHz)	Modulation	PCC RB		SCC RB		Conducted Power(dBm)
				Size	Offset	Size	Offset	
15MHz/15MHz	2587.5	2602.5	QPSK	1	74	1	0	23.83
			QPSK	75	0	75	0	22.00
			16QAM	1	74	1	0	22.82
			16QAM	75	0	75	0	20.92
			64QAM	1	74	1	0	21.83
			64QAM	75	0	75	0	20.95
			256QAM	1	74	1	0	18.85
			256QAM	75	0	75	0	19.00
20MHz/20MHz	2585.1	2604.9	QPSK	1	99	1	0	23.96
			QPSK	100	0	100	0	21.90
			16QAM	1	99	1	0	22.80
			16QAM	100	0	100	0	20.94
			64QAM	1	99	1	0	21.91
			64QAM	100	0	100	0	20.96
			256QAM	1	99	1	0	18.93
			256QAM	100	0	100	0	19.04

Note: Expanded measurement uncertainty is  $U = 0.578$  dB,  $k = 2$ .

### A.1.3 Radiated

#### A.1.3.1 Description

This is the test for the maximum radiated power from the EUT.

**FDD Band 2/25:** Part 24.232(c) specifies "Mobile and portable stations are limited to 2 watts EIRP".

**FDD Band 4/66:** Part 27.50(d)(4) specifies "Fixed, mobile, and portable(handheld) stations operating in the 1710–1755 MHz band and mobile and portable stations operating in the 1695–1710 MHz and 1755–1780 MHz bands are limited to 1 watt EIRP".

**FDD Band 5/26(824MHz~849MHz):** Part 22.913(a) specifies "The ERP of mobile transmitters and auxiliary test transmitters must not exceed 7 watts".

**FDD Band 7/TDD Band 38/41:** Part 27.50(h)(2) specifies "Mobile stations are limited to 2.0 watts EIRP".

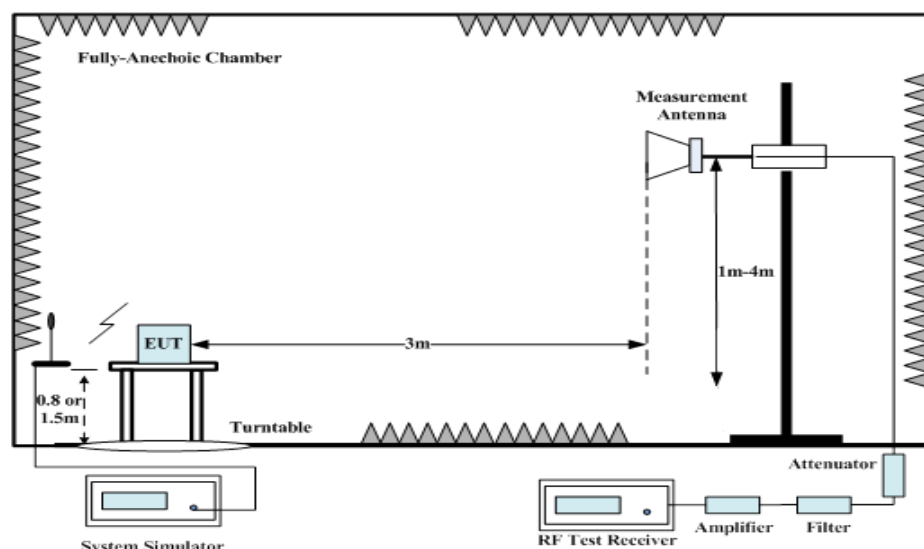
**FDD Band 12/17:** Part 27.50(c) (10) specifies "Portable stations (hand-held devices) in the 600 MHz uplink band and the 698–746 MHz band, and fixed and mobile stations in the 600 MHz uplink band are limited to 3 watts ERP".

**LTE Band 26(814MHz~824MHz):** Part 90.635(b) specifies "The maximum output power of the transmitter for mobile stations is 100 watts (50dBm)".

#### A.1.3.2 Method of Measurement

The measurements procedures in ANSI C63.26 are used.

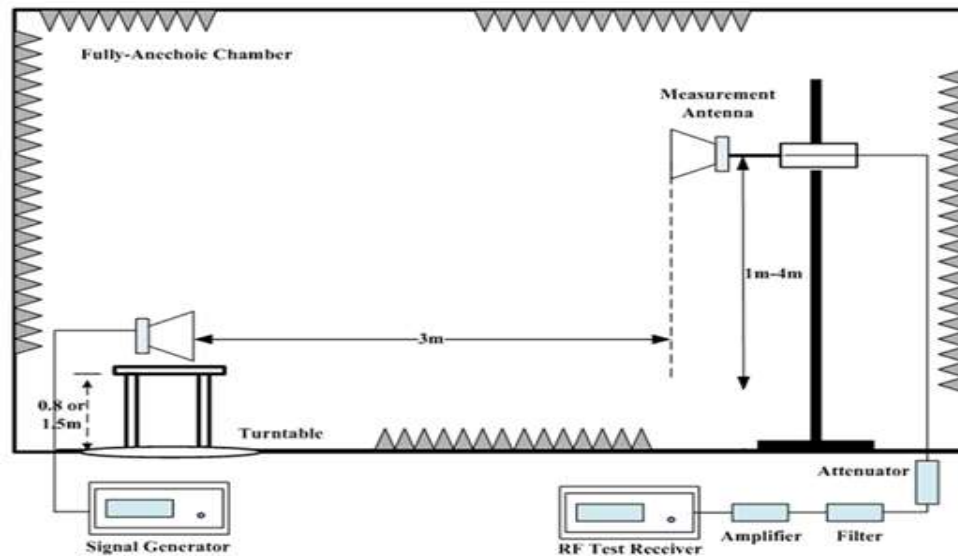
1. EUT was placed on a 0.8/1.5 meter high non-conductive stand at a 3 meter test distance from the receive antenna. A receiving antenna was placed on the antenna mast 3 meters from the EUT for emission measurements. The receiving antenna shall be varied from 1 to 4m in height above the reference ground. The test setup refers to figure below. Detected emissions were maximized at each frequency by rotating the EUT through 360° and the EUT is manipulated through all orthogonal planes representative of its typical use. The test is carried out with both vertical and horizontal polarization of the receiving antenna. The radiated emission measurements of all transmit frequencies in three channels (High, Middle, Low) were measured with rms detector.



2. The EUT is then put into continuously transmitting mode at its maximum power level during

the test. And the maximum value of the receiver should be recorded as ( $P_r$ ).

- The EUT shall be replaced by a substitution antenna. The test setup refers to figure below.



In the chamber, a substitution antenna for the frequency band of interest is placed at the reference point of the chamber. An RF signal source for the frequency band of interest is connected to the substitution antenna with a cable that has been constructed to not interfere with the radiation pattern of the antenna. A power ( $P_{Mea}$ ) is applied to the input of the substitution antenna. Adjust the level of the signal generator output until the value of the receiver reaches the previously recorded ( $P_r$ ). The power of signal source ( $P_{Mea}$ ) is recorded. The test should be performed by rotating the test item and adjusting the receiving antenna polarization.

- An amplifier should be connected to the Signal Source output port. And the cable should be connected between the amplifier and the substitution antenna. The cable loss ( $P_{cl}$ ), the substitution antenna Gain ( $G_a$ ) and the amplifier Gain ( $P_{Ag}$ ) should be recorded after test.

The measurement results are obtained as described below:

$$\text{Power (EIRP)} = P_{Mea} + P_{Ag} - P_{cl} + G_a$$

- This value is EIRP since the measurement is calibrated using an antenna of known gain (unit dBi) and known input power.
- ERP can be calculated from EIRP by subtracting the gain of the dipole,  $ERP = EIRP - 2.15$ .
- The inter band CA were cover by LTE single carrier, due the CA mode power is lower than single mode and max Power of EUT

The antenna gain provided by the client may affect the validity of the measurement results in this report, and the client shall bear the impact and consequences arising therefrom.

### A.1.3.3 Measurement result

#### LTE Band 7- EIRP

Limits:  $\leq 33$  dBm (2W)

Mod.	Bandwidth h	Frequency (MHz)	P <sub>Mea</sub> (dBm)	P <sub>cl</sub> (dB)	P <sub>Ag</sub> (dB)	G <sub>a</sub> (dBi)	EIRP (dBm)	Limit (dBm)	Margin (dB)	Ant.Pol
QPSK	5	2502.50	-23.00	4.39	45.68	5.80	24.09	33.00	8.91	H
		2535.00	-22.23	4.35	44.82	5.80	24.04	33.00	8.96	H
		2567.50	-22.41	4.50	44.92	5.87	23.88	33.00	9.12	H
	10	2505.00	-23.27	4.40	45.64	5.80	23.77	33.00	9.23	H
		2535.00	-22.26	4.35	44.82	5.80	24.01	33.00	8.99	H
		2565.00	-22.30	4.50	44.97	5.86	24.03	33.00	8.97	H
	15	2507.50	-22.76	4.40	44.92	5.80	23.56	33.00	9.44	H
		2535.00	-22.42	4.35	44.82	5.80	23.85	33.00	9.15	H
		2562.50	-23.04	4.51	45.67	5.85	23.97	33.00	9.03	H
	20	2510.00	-23.30	4.41	45.36	5.80	23.45	33.00	9.55	H
		2535.00	-22.43	4.35	44.82	5.80	23.84	33.00	9.16	H
		2560.00	-23.01	4.50	45.98	5.84	24.31	33.00	8.69	H
16QAM	5	2502.50	-23.72	4.39	45.68	5.80	23.37	33.00	9.63	H
		2535.00	-22.98	4.35	44.82	5.80	23.29	33.00	9.71	H
		2567.50	-23.02	4.50	44.92	5.87	23.27	33.00	9.73	H
	10	2505.00	-24.04	4.40	45.64	5.80	23.00	33.00	10.00	H
		2535.00	-23.02	4.35	44.82	5.80	23.25	33.00	9.75	H
		2565.00	-23.02	4.50	44.97	5.86	23.31	33.00	9.69	H
	15	2507.50	-23.56	4.40	44.92	5.80	22.76	33.00	10.24	H
		2535.00	-23.27	4.35	44.82	5.80	23.00	33.00	10.00	H
		2562.50	-23.88	4.51	45.67	5.85	23.13	33.00	9.87	H
	20	2510.00	-24.09	4.41	45.36	5.80	22.66	33.00	10.34	H
		2535.00	-23.17	4.35	44.82	5.80	23.10	33.00	9.90	H
		2560.00	-23.78	4.50	45.98	5.84	23.54	33.00	9.46	H
64QAM	5	2502.50	-24.83	4.39	45.68	5.80	22.26	33.00	10.74	H
		2535.00	-24.09	4.35	44.82	5.80	22.18	33.00	10.82	H
		2567.50	-24.10	4.50	44.92	5.87	22.19	33.00	10.81	H
	10	2505.00	-25.08	4.40	45.64	5.80	21.96	33.00	11.04	H
		2535.00	-24.10	4.35	44.82	5.80	22.17	33.00	10.83	H
		2565.00	-24.09	4.50	44.97	5.86	22.24	33.00	10.76	H
	15	2507.50	-24.63	4.40	44.92	5.80	21.69	33.00	11.31	H
		2535.00	-24.33	4.35	44.82	5.80	21.94	33.00	11.06	H
		2562.50	-24.92	4.51	45.67	5.85	22.09	33.00	10.91	H
	20	2510.00	-25.20	4.41	45.36	5.80	21.55	33.00	11.45	H
		2535.00	-24.31	4.35	44.82	5.80	21.96	33.00	11.04	H
		2560.00	-24.90	4.50	45.98	5.84	22.42	33.00	10.58	H
256QAM	5	2502.50	-27.87	4.39	45.68	5.80	19.22	33.00	13.78	H
	10	2565.00	-27.16	4.50	44.97	5.86	19.17	33.00	13.83	H
	15	2562.50	-27.97	4.51	45.67	5.85	19.04	33.00	13.96	H
	20	2560.00	-27.97	4.50	45.98	5.84	19.35	33.00	13.65	H

**LTE CA Band 7C- EIRP**
**Limits: ≤33 dBm (2W)**

Mod.	Bandwidth h (MHz)	Frequency (MHz)	Frequency (MHz)	P <sub>Mea</sub> (dBm)	P <sub>cl</sub> (dB)	P <sub>Ag</sub> (dB)	G <sub>a</sub> (dBi)	EIRP (dBm)	Limit (dBm)	Margin (dB)	Ant.Pol	
QPSK	10+20	2505.5	2519.9	-23.81	4.40	45.32	5.80	22.91	33.00	10.09	H	
		2525.6	2540	-22.37	4.35	44.85	5.80	23.93	33.00	9.07	H	
		2545.6	2560	-23.50	4.46	45.68	5.81	23.53	33.00	9.47	H	
	20+10	2510	2524.4	-24.09	4.39	45.22	5.80	22.54	33.00	10.46	H	
		2530.1	2544.5	-22.57	4.35	44.99	5.80	23.87	33.00	9.13	H	
		2550.1	2564.5	-23.06	4.48	44.65	5.83	22.94	33.00	10.06	H	
	15+10	2507.5	2519.5	-23.66	4.40	45.32	5.80	23.06	33.00	9.94	H	
		2530.1	2542.1	-22.50	4.35	44.86	5.80	23.81	33.00	9.19	H	
		2552.7	2564.7	-23.06	4.50	44.90	5.84	23.18	33.00	9.82	H	
	15+15	2507.5	2522.5	-23.81	4.40	45.30	5.80	22.89	33.00	10.11	H	
		2527.5	2542.5	-22.36	4.35	44.82	5.80	23.91	33.00	9.09	H	
		2547.5	2562.5	-24.12	4.47	45.75	5.82	22.98	33.00	10.02	H	
	15+20	2507.8	2524.9	-23.45	4.40	45.24	5.80	23.19	33.00	9.81	H	
		2525.3	2542.4	-23.03	4.35	44.83	5.80	23.25	33.00	9.75	H	
		2542.9	2560	-23.27	4.45	45.58	5.80	23.66	33.00	9.34	H	
	20+15	2510	2527.1	-23.79	4.39	45.19	5.80	22.81	33.00	10.19	H	
		2527.6	2544.7	-23.37	4.35	44.86	5.80	22.94	33.00	10.06	H	
		2545.1	2562.2	-23.81	4.47	45.82	5.82	23.36	33.00	9.64	H	
	20+20	2510	2529.8	-23.77	4.39	45.14	5.80	22.78	33.00	10.22	H	
		2525.1	2544.9	-23.35	4.35	44.82	5.80	22.92	33.00	10.08	H	
		2540.2	2560	-23.57	4.44	45.52	5.80	23.31	33.00	9.69	H	
	16QAM	10+20	2505.5	2519.9	-23.48	4.40	45.32	5.80	23.24	33.00	9.76	H
			2525.6	2540	-22.44	4.35	44.85	5.80	23.86	33.00	9.14	H
			2545.6	2560	-23.24	4.46	45.68	5.81	23.79	33.00	9.21	H
		20+10	2510	2524.4	-23.80	4.39	45.22	5.80	22.83	33.00	10.17	H
			2530.1	2544.5	-22.60	4.35	44.99	5.80	23.84	33.00	9.16	H
			2550.1	2564.5	-22.88	4.48	44.65	5.83	23.12	33.00	9.88	H
15+10		2507.5	2519.5	-23.47	4.40	45.32	5.80	23.25	33.00	9.75	H	
		2530.1	2542.1	-22.61	4.35	44.86	5.80	23.70	33.00	9.30	H	
		2552.7	2564.7	-22.69	4.50	44.90	5.84	23.55	33.00	9.45	H	
15+15		2507.5	2522.5	-23.47	4.40	45.30	5.80	23.23	33.00	9.77	H	
		2527.5	2542.5	-22.53	4.35	44.82	5.80	23.74	33.00	9.26	H	
		2547.5	2562.5	-23.84	4.47	45.75	5.82	23.26	33.00	9.74	H	
15+20		2507.8	2524.9	-23.18	4.40	45.24	5.80	23.46	33.00	9.54	H	
		2525.3	2542.4	-22.76	4.35	44.83	5.80	23.52	33.00	9.48	H	
		2542.9	2560	-23.00	4.45	45.58	5.80	23.93	33.00	9.07	H	
20+15		2510	2527.1	-23.67	4.39	45.19	5.80	22.93	33.00	10.07	H	
		2527.6	2544.7	-23.25	4.35	44.86	5.80	23.06	33.00	9.94	H	

		2545.1	2562.2	-23.69	4.47	45.82	5.82	23.48	33.00	9.52	H	
	20+20	2510	2529.8	-23.58	4.39	45.14	5.80	22.97	33.00	10.03	H	
		2525.1	2544.9	-23.16	4.35	44.82	5.80	23.11	33.00	9.89	H	
		2540.2	2560	-23.38	4.44	45.52	5.80	23.50	33.00	9.50	H	
64QAM	10+20	2505.5	2519.9	-24.32	4.40	45.32	5.80	22.40	33.00	10.60	H	
		2525.6	2540	-23.34	4.35	44.85	5.80	22.96	33.00	10.04	H	
		2545.6	2560	-24.16	4.46	45.68	5.81	22.87	33.00	10.13	H	
		20+10	2510	2524.4	-24.63	4.39	45.22	5.80	22.00	33.00	11.00	H
			2530.1	2544.5	-23.63	4.35	44.99	5.80	22.81	33.00	10.19	H
			2550.1	2564.5	-23.89	4.48	44.65	5.83	22.11	33.00	10.89	H
		15+10	2507.5	2519.5	-24.43	4.40	45.32	5.80	22.29	33.00	10.71	H
			2530.1	2542.1	-23.38	4.35	44.86	5.80	22.93	33.00	10.07	H
			2552.7	2564.7	-23.56	4.50	44.90	5.84	22.68	33.00	10.32	H
		15+15	2507.5	2522.5	-24.36	4.40	45.30	5.80	22.34	33.00	10.66	H
			2527.5	2542.5	-23.33	4.35	44.82	5.80	22.94	33.00	10.06	H
			2547.5	2562.5	-24.83	4.47	45.75	5.82	22.27	33.00	10.73	H
		15+20	2507.8	2524.9	-24.04	4.40	45.24	5.80	22.60	33.00	10.40	H
			2525.3	2542.4	-23.62	4.35	44.83	5.80	22.66	33.00	10.34	H
			2542.9	2560	-23.86	4.45	45.58	5.80	23.07	33.00	9.93	H
		20+15	2510	2527.1	-24.63	4.39	45.19	5.80	21.97	33.00	11.03	H
			2527.6	2544.7	-24.21	4.35	44.86	5.80	22.10	33.00	10.90	H
			2545.1	2562.2	-24.65	4.47	45.82	5.82	22.52	33.00	10.48	H
		20+20	2510	2529.8	-24.51	4.39	45.14	5.80	22.04	33.00	10.96	H
			2525.1	2544.9	-24.09	4.35	44.82	5.80	22.18	33.00	10.82	H
			2540.2	2560	-24.31	4.44	45.52	5.80	22.57	33.00	10.43	H
256QAM	10+20	2525.6	2540	-25.35	4.35	44.85	5.80	20.95	33.00	12.05	H	
	20+10	2530.1	2542.1	-25.68	4.35	44.99	5.80	20.76	33.00	12.24	H	
	15+10	2530.1	2542.1	-25.46	4.35	44.86	5.80	20.85	33.00	12.15	H	
	15+15	2527.5	2542.5	-25.35	4.35	44.82	5.80	20.92	33.00	12.08	H	
	15+20	2542.9	2560	-25.59	4.45	45.58	5.80	21.34	33.00	11.66	H	
	20+15	2545.1	2562.2	-25.73	4.45	45.58	5.80	21.20	33.00	11.80	H	
	20+20	2540.2	2560	-25.95	4.44	45.52	5.80	20.93	33.00	12.07	H	



**LTE Band 12 - ERP**
**Limits:  $\leq 34.77$ dBm (3W)**

Mod.	Bandwidth h	Frequency (MHz)	P <sub>Mea</sub> (dBm)	P <sub>cl</sub> (dB)	P <sub>Ag</sub> (dB)	G <sub>a</sub> (dBi)	Correction (dB)	ERP (dBm)	Limit (dBm)	Margin (dB)	Ant.Pol
QPSK	1.4	699.70	-19.67	4.76	44.66	-0.50	2.15	17.58	34.77	17.19	H
		707.50	-19.31	4.82	44.94	-0.42	2.15	18.24	34.77	16.53	H
		715.30	-19.02	4.87	45.26	-0.34	2.15	18.88	34.77	15.89	H
	3	700.50	-19.67	4.76	44.68	-0.49	2.15	17.61	34.77	17.16	H
		707.50	-19.32	4.82	44.94	-0.42	2.15	18.23	34.77	16.54	H
		714.50	-19.03	4.87	45.26	-0.35	2.15	18.86	34.77	15.91	H
	5	701.50	-19.66	4.77	44.81	-0.48	2.15	17.75	34.77	17.02	H
		707.50	-19.29	4.82	44.94	-0.42	2.15	18.26	34.77	16.51	H
		713.50	-19.16	4.87	45.22	-0.36	2.15	18.68	34.77	16.09	H
	10	704.00	-19.53	4.79	44.93	-0.46	2.15	18.00	34.77	16.77	H
		707.50	-19.36	4.82	44.94	-0.42	2.15	18.19	34.77	16.58	H
		711.00	-19.38	4.85	45.19	-0.39	2.15	18.42	34.77	16.35	H
16QAM	1.4	699.70	-20.56	4.76	44.66	-0.50	2.15	16.69	34.77	18.08	H
		707.50	-20.30	4.82	44.94	-0.42	2.15	17.25	34.77	17.52	H
		715.30	-19.95	4.87	45.26	-0.34	2.15	17.95	34.77	16.82	H
	3	700.50	-20.62	4.76	44.68	-0.49	2.15	16.66	34.77	18.11	H
		707.50	-20.29	4.82	44.94	-0.42	2.15	17.26	34.77	17.51	H
		714.50	-20.02	4.87	45.26	-0.35	2.15	17.87	34.77	16.90	H
	5	701.50	-20.69	4.77	44.81	-0.48	2.15	16.72	34.77	18.05	H
		707.50	-20.35	4.82	44.94	-0.42	2.15	17.20	34.77	17.57	H
		713.50	-20.16	4.87	45.22	-0.36	2.15	17.68	34.77	17.09	H
	10	704.00	-20.58	4.79	44.93	-0.46	2.15	16.95	34.77	17.82	H
		707.50	-20.26	4.82	44.94	-0.42	2.15	17.29	34.77	17.48	H
		711.00	-20.38	4.85	45.19	-0.39	2.15	17.42	34.77	17.35	H
64QAM	1.4	699.70	-21.63	4.76	44.66	-0.50	2.15	15.62	34.77	19.15	H
		707.50	-21.27	4.82	44.94	-0.42	2.15	16.28	34.77	18.49	H
		715.30	-20.99	4.87	45.26	-0.34	2.15	16.91	34.77	17.86	H
	3	700.50	-21.66	4.76	44.68	-0.49	2.15	15.62	34.77	19.15	H
		707.50	-21.30	4.82	44.94	-0.42	2.15	16.25	34.77	18.52	H
		714.50	-21.05	4.87	45.26	-0.35	2.15	16.84	34.77	17.93	H
	5	701.50	-21.67	4.77	44.81	-0.48	2.15	15.74	34.77	19.03	H
		707.50	-21.32	4.82	44.94	-0.42	2.15	16.23	34.77	18.54	H
		713.50	-21.17	4.87	45.22	-0.36	2.15	16.67	34.77	18.10	H
	10	704.00	-21.57	4.79	44.93	-0.46	2.15	15.96	34.77	18.81	H
		707.50	-21.32	4.82	44.94	-0.42	2.15	16.23	34.77	18.54	H
		711.00	-21.40	4.85	45.19	-0.39	2.15	16.40	34.77	18.37	H
256QAM	1.4	715.30	-23.02	4.87	45.26	-0.34	2.15	14.88	34.77	19.89	H
	3	714.50	-23.05	4.87	45.26	-0.35	2.15	14.84	34.77	19.93	H
	5	713.50	-23.21	4.87	45.22	-0.36	2.15	14.63	34.77	20.14	H
	10	711.00	-23.39	4.85	45.19	-0.39	2.15	14.41	34.77	20.36	H

**LTE Band 25- EIRP**
**Limits:** ≤33dBm (2W)

Mod.	Bandwidth h (MHz)	Frequency (MHz)	P <sub>Mea</sub> (dBm)	P <sub>cl</sub> (dB)	P <sub>Ag</sub> (dB)	G <sub>a</sub> (dBi)	EIRP (dBm)	Limit (dBm)	Margin (dB)	Ant.Pol	
QPSK	1.4	1850.70	-22.08	3.15	43.75	5.69	24.21	33.00	8.79	H	
		1882.50	-20.13	3.26	43.75	5.44	25.80	33.00	7.20	H	
		1914.30	-20.12	3.36	43.78	5.07	25.37	33.00	7.63	H	
	3	1851.50	-21.99	3.16	43.75	5.69	24.29	33.00	8.71	H	
		1882.50	-20.12	3.26	43.75	5.44	25.81	33.00	7.19	H	
		1913.50	-20.04	3.35	43.78	5.08	25.47	33.00	7.53	H	
	5	1852.50	-21.94	3.18	43.75	5.68	24.31	33.00	8.69	H	
		1882.50	-20.12	3.26	43.75	5.44	25.81	33.00	7.19	H	
		1912.50	-20.17	3.34	43.77	5.10	25.36	33.00	7.64	H	
	10	1855.00	-21.81	3.20	43.74	5.66	24.39	33.00	8.61	H	
		1882.50	-20.15	3.26	43.75	5.44	25.78	33.00	7.22	H	
		1910.00	-20.21	3.33	43.77	5.14	25.37	33.00	7.63	H	
	15	1857.50	-21.73	3.23	43.75	5.64	24.43	33.00	8.57	H	
		1882.50	-20.41	3.26	43.75	5.44	25.52	33.00	7.48	H	
		1907.50	-20.34	3.31	43.77	5.18	25.30	33.00	7.70	H	
	20	1860.00	-21.67	3.26	43.75	5.62	24.44	33.00	8.56	H	
		1882.50	-20.46	3.26	43.75	5.44	25.47	33.00	7.53	H	
		1905.00	-20.44	3.29	43.77	5.22	25.26	33.00	7.74	H	
	16QAM	1.4	1850.70	-23.01	3.15	43.75	5.69	23.28	33.00	9.72	H
			1882.50	-21.06	3.26	43.75	5.44	24.87	33.00	8.13	H
			1914.30	-22.03	3.36	43.78	5.07	23.46	33.00	9.54	H
		3	1851.50	-22.98	3.16	43.75	5.69	23.30	33.00	9.70	H
			1882.50	-21.10	3.26	43.75	5.44	24.83	33.00	8.17	H
			1913.50	-21.01	3.35	43.78	5.08	24.50	33.00	8.50	H
		5	1852.50	-22.94	3.18	43.75	5.68	23.31	33.00	9.69	H
			1882.50	-21.10	3.26	43.75	5.44	24.83	33.00	8.17	H
			1912.50	-21.13	3.34	43.77	5.10	24.40	33.00	8.60	H
10		1855.00	-22.78	3.20	43.74	5.66	23.42	33.00	9.58	H	
		1882.50	-20.96	3.26	43.75	5.44	24.97	33.00	8.03	H	
		1910.00	-21.19	3.33	43.77	5.14	24.39	33.00	8.61	H	
15		1857.50	-22.73	3.23	43.75	5.64	23.43	33.00	9.57	H	
		1882.50	-21.40	3.26	43.75	5.44	24.53	33.00	8.47	H	
		1907.50	-21.38	3.31	43.77	5.18	24.26	33.00	8.74	H	
20		1860.00	-22.65	3.26	43.75	5.62	23.46	33.00	9.54	H	
		1882.50	-21.46	3.26	43.75	5.44	24.47	33.00	8.53	H	
		1905.00	-21.39	3.29	43.77	5.22	24.31	33.00	8.69	H	
64QAM		1.4	1850.70	-23.99	3.15	43.75	5.69	22.30	33.00	10.70	H
			1882.50	-22.06	3.26	43.75	5.44	23.87	33.00	9.13	H

		1914.30	-22.04	3.36	43.78	5.07	23.45	33.00	9.55	H
	3	1851.50	-23.98	3.16	43.75	5.69	22.30	33.00	10.70	H
		1882.50	-22.08	3.26	43.75	5.44	23.85	33.00	9.15	H
		1913.50	-22.15	3.35	43.78	5.08	23.36	33.00	9.64	H
		1852.50	-23.94	3.18	43.75	5.68	22.31	33.00	10.69	H
	5	1882.50	-22.16	3.26	43.75	5.44	23.77	33.00	9.23	H
		1912.50	-22.14	3.34	43.77	5.10	23.39	33.00	9.61	H
		1855.00	-23.79	3.20	43.74	5.66	22.41	33.00	10.59	H
	10	1882.50	-22.16	3.26	43.75	5.44	23.77	33.00	9.23	H
		1910.00	-22.18	3.33	43.77	5.14	23.40	33.00	9.60	H
		1857.50	-23.69	3.23	43.75	5.64	22.47	33.00	10.53	H
	15	1882.50	-22.39	3.26	43.75	5.44	23.54	33.00	9.46	H
		1907.50	-22.33	3.31	43.77	5.18	23.31	33.00	9.69	H
		1860.00	-23.67	3.26	43.75	5.62	22.44	33.00	10.56	H
	20	1882.50	-22.45	3.26	43.75	5.44	23.48	33.00	9.52	H
		1905.00	-22.43	3.29	43.77	5.22	23.27	33.00	9.73	H
		1882.50	-24.11	3.26	43.75	5.44	21.82	33.00	11.18	H
256QAM	1.4	1882.50	-24.11	3.26	43.75	5.44	21.82	33.00	11.18	H
	3	1882.50	-24.10	3.26	43.75	5.44	21.83	33.00	11.17	H
	5	1882.50	-24.13	3.26	43.75	5.44	21.80	33.00	11.20	H
	10	1882.50	-24.18	3.26	43.75	5.44	21.75	33.00	11.25	H
	15	1882.50	-24.37	3.26	43.75	5.44	21.56	33.00	11.44	H
	20	1882.50	-24.46	3.26	43.75	5.44	21.47	33.00	11.53	H

**LTE Band 26(814MHz~824MHz)- ERP**
**Limits: ≤50dBm (100W)**

Mod.	Bandwidth (MHz)	Frequency (MHz)	P <sub>Mea</sub> (dBm)	P <sub>cl</sub> (dB)	P <sub>Ag</sub> (dB)	G <sub>a</sub> (dBi)	Correction (dB)	ERP (dBm)	Limit (dBm)	Margin (dB)	Ant.Pol
QPSK	1.4	814.70	-19.35	4.82	45.86	-0.73	2.15	18.81	50.00	31.19	V
		819.00	-19.16	4.85	45.84	-0.74	2.15	18.94	50.00	31.06	H
		823.30	-19.29	4.86	45.79	-0.75	2.15	18.74	50.00	31.26	H
	3	815.50	-19.31	4.82	45.87	-0.73	2.15	18.86	50.00	31.14	V
		819.00	-19.10	4.85	45.84	-0.74	2.15	19.00	50.00	31.00	H
		822.50	-19.19	4.86	45.81	-0.75	2.15	18.86	50.00	31.14	H
	5	816.50	-19.23	4.83	45.88	-0.73	2.15	18.94	50.00	31.06	V
		819.00	-19.12	4.85	45.84	-0.74	2.15	18.98	50.00	31.02	H
		821.50	-19.16	4.86	45.82	-0.74	2.15	18.91	50.00	31.09	H
	10	819.00	-19.14	4.85	45.84	-0.74	2.15	18.96	50.00	31.04	V
16QAM	1.4	814.70	-20.28	4.82	45.86	-0.73	2.15	17.88	50.00	32.12	V
		819.00	-19.16	4.85	45.84	-0.74	2.15	18.94	50.00	31.06	H
		823.30	-19.29	4.86	45.79	-0.75	2.15	18.74	50.00	31.26	H
	3	815.50	-20.28	4.82	45.87	-0.73	2.15	17.89	50.00	32.11	V
		819.00	-20.10	4.85	45.84	-0.74	2.15	18.00	50.00	32.00	H
		822.50	-20.14	4.86	45.81	-0.75	2.15	17.91	50.00	32.09	H
	5	816.50	-20.24	4.83	45.88	-0.73	2.15	17.93	50.00	32.07	V
		819.00	-20.09	4.85	45.84	-0.74	2.15	18.01	50.00	31.99	H
		821.50	-20.15	4.86	45.82	-0.74	2.15	17.92	50.00	32.08	H
	10	819.00	-20.15	4.85	45.84	-0.74	2.15	17.95	50.00	32.05	V
64QAM	1.4	814.70	-21.29	4.82	45.86	-0.73	2.15	16.87	50.00	33.13	V
		819.00	-20.52	4.85	45.84	-0.74	2.15	17.58	50.00	32.42	H
		823.30	-21.22	4.86	45.79	-0.75	2.15	16.81	50.00	33.19	H
	3	815.50	-21.25	4.82	45.87	-0.73	2.15	16.92	50.00	33.08	V
		819.00	-21.08	4.85	45.84	-0.74	2.15	17.02	50.00	32.98	H
		822.50	-21.15	4.86	45.81	-0.75	2.15	16.90	50.00	33.10	H
	5	816.50	-21.23	4.83	45.88	-0.73	2.15	16.94	50.00	33.06	V
		819.00	-21.11	4.85	45.84	-0.74	2.15	16.99	50.00	33.01	H
		821.50	-21.16	4.86	45.82	-0.74	2.15	16.91	50.00	33.09	H
	10	819.00	-21.14	4.85	45.84	-0.74	2.15	16.96	50.00	33.04	V
256QAM	1.4	819.00	-23.10	4.85	45.84	-0.74	2.15	15.00	50.00	35.00	H
	3	819.00	-23.09	4.85	45.84	-0.74	2.15	15.01	50.00	34.99	H
	5	819.00	-23.09	4.85	45.84	-0.74	2.15	15.01	50.00	34.99	H
	10	819.00	-23.13	4.85	45.84	-0.74	2.15	14.97	50.00	35.03	V

**LTE Band 26(824MHz~849MHz) - ERP**
**Limits:  $\leq 38.45\text{dBm}$  (7W)**

Mod.	Bandwidth h (MHz)	Frequency (MHz)	P <sub>Mea</sub> (dBm)	P <sub>cl</sub> (dB)	P <sub>Ag</sub> (dB)	G <sub>a</sub> (dBi)	Correctio n (dB)	ERP (dBm)	Limit (dBm)	Margi n (dB)	Ant.Pol
QPSK	1.4	824.70	-19.26	4.87	45.79	-0.75	2.15	18.76	38.45	19.69	V
		836.50	-19.39	4.89	45.66	-0.77	2.15	18.46	38.45	19.99	H
		848.30	-19.83	4.98	45.55	-0.80	2.15	17.79	38.45	20.66	H
	3	825.50	-19.35	4.87	45.79	-0.75	2.15	18.67	38.45	19.78	H
		836.50	-19.40	4.89	45.66	-0.77	2.15	18.45	38.45	20.00	H
		847.50	-19.71	4.98	45.56	-0.80	2.15	17.92	38.45	20.53	H
	5	826.50	-19.38	4.87	45.77	-0.75	2.15	18.62	38.45	19.83	V
		836.50	-19.39	4.89	45.66	-0.77	2.15	18.46	38.45	19.99	H
		846.50	-19.67	4.99	45.56	-0.79	2.15	17.96	38.45	20.49	H
	10	829.00	-19.39	4.88	45.77	-0.76	2.15	18.59	38.45	19.86	H
		836.50	-19.46	4.89	45.66	-0.77	2.15	18.39	38.45	20.06	H
		844.00	-19.60	4.99	45.59	-0.79	2.15	18.06	38.45	20.39	H
	15	831.50	-19.52	4.88	45.71	-0.76	2.15	18.40	38.45	20.05	H
		836.50	-19.54	4.89	45.66	-0.77	2.15	18.31	38.45	20.14	H
		841.50	-19.71	4.96	45.61	-0.78	2.15	18.01	38.45	20.44	H
16QAM	1.4	824.70	-20.23	4.87	45.79	-0.75	2.15	17.79	38.45	20.66	V
		836.50	-20.35	4.89	45.66	-0.77	2.15	17.50	38.45	20.95	H
		848.30	-20.77	4.98	45.55	-0.80	2.15	16.85	38.45	21.60	H
	3	825.50	-20.35	4.87	45.79	-0.75	2.15	17.67	38.45	20.78	V
		836.50	-20.38	4.89	45.66	-0.77	2.15	17.47	38.45	20.98	H
		847.50	-20.63	4.98	45.56	-0.80	2.15	17.00	38.45	21.45	H
	5	826.50	-20.41	4.87	45.77	-0.75	2.15	17.59	38.45	20.86	V
		836.50	-20.39	4.89	45.66	-0.77	2.15	17.46	38.45	20.99	H
		846.50	-20.66	4.99	45.56	-0.79	2.15	16.97	38.45	21.48	H
	10	829.00	-20.37	4.88	45.77	-0.76	2.15	17.61	38.45	20.84	H
		836.50	-20.45	4.89	45.66	-0.77	2.15	17.40	38.45	21.05	H
		844.00	-20.56	4.99	45.59	-0.79	2.15	17.10	38.45	21.35	H
	15	831.50	-20.51	4.88	45.71	-0.76	2.15	17.41	38.45	21.04	H
		836.50	-20.55	4.89	45.66	-0.77	2.15	17.30	38.45	21.15	H
		841.50	-20.69	4.96	45.61	-0.78	2.15	17.03	38.45	21.42	H
64QAM	1.4	824.70	-21.26	4.87	45.79	-0.75	2.15	16.76	38.45	21.69	V
		836.50	-21.36	4.89	45.66	-0.77	2.15	16.49	38.45	21.96	H
		848.30	-21.77	4.98	45.55	-0.80	2.15	15.85	38.45	22.60	H
	3	825.50	-21.36	4.87	45.79	-0.75	2.15	16.66	38.45	21.79	H
		836.50	-21.40	4.89	45.66	-0.77	2.15	16.45	38.45	22.00	H
		847.50	-21.63	4.98	45.56	-0.80	2.15	16.00	38.45	22.45	H
5	826.50	-21.41	4.87	45.77	-0.75	2.15	16.59	38.45	21.86	V	
	836.50	-21.39	4.89	45.66	-0.77	2.15	16.46	38.45	21.99	H	



		846.50	-21.67	4.99	45.56	-0.79	2.15	15.96	38.45	22.49	H
	10	829.00	-21.41	4.88	45.77	-0.76	2.15	16.57	38.45	21.88	H
		836.50	-21.44	4.89	45.66	-0.77	2.15	16.41	38.45	22.04	H
		844.00	-21.61	4.99	45.59	-0.79	2.15	16.05	38.45	22.40	H
	15	831.50	-21.49	4.88	45.71	-0.76	2.15	16.43	38.45	22.02	H
		836.50	-21.55	4.89	45.66	-0.77	2.15	16.30	38.45	22.15	H
		841.50	-21.70	4.96	45.61	-0.78	2.15	16.02	38.45	22.43	H
256QAM	1.4	848.30	-27.23	2.27	45.55	0.80	2.15	14.70	38.45	23.75	H
	3	847.50	-27.31	2.27	45.56	0.81	2.15	14.64	38.45	23.81	H
	5	846.50	-27.13	2.26	45.56	0.82	2.15	14.84	38.45	23.61	H
	10	844.00	-27.67	2.26	45.59	0.82	2.15	14.33	38.45	24.12	H
	15	841.50	-27.58	2.26	45.61	0.82	2.15	14.44	38.45	24.01	H

**LTE CA band38C- EIRP**
**Limits: ≤33dBm (2W)**

Mod.	Bandwidth (MHz)	Frequency (MHz)	Frequency (MHz)	P <sub>Mea</sub> (dBm)	P <sub>cl</sub> (dB)	P <sub>Ag</sub> (dB)	G <sub>a</sub> (dBi)	EIRP (dBm)	Limit (dBm)	Margin (dB)	Ant.Pol
QPSK	15+15	2577.5	2592.5	-22.34	4.49	44.92	5.94	24.03	33.00	8.97	H
		2587.5	2602.5	-22.85	4.58	44.91	5.98	23.46	33.00	9.54	H
		2597.5	2612.5	-22.58	4.68	44.94	6.05	23.73	33.00	9.27	H
	20+20	2580	2599.8	-22.35	4.53	44.93	5.96	24.01	33.00	8.99	H
		2585.1	2604.9	-22.72	4.58	44.91	5.98	23.59	33.00	9.41	H
		2590.2	2610	-22.82	4.63	44.94	6.00	23.49	33.00	9.51	H
16QAM	15+15	2577.5	2592.5	-22.98	4.49	44.92	5.94	23.39	33.00	9.61	H
		2587.5	2602.5	-23.11	4.58	44.91	5.98	23.20	33.00	9.80	H
		2597.5	2612.5	-23.15	4.68	44.94	6.05	23.16	33.00	9.84	H
	20+20	2580	2599.8	-23.01	4.53	44.93	5.96	23.35	33.00	9.65	H
		2585.1	2604.9	-23.35	4.58	44.91	5.98	22.96	33.00	10.04	H
		2590.2	2610	-23.54	4.63	44.94	6.00	22.77	33.00	10.23	H
64QAM	15+15	2577.5	2592.5	-23.95	4.49	44.92	5.94	22.42	33.00	10.58	H
		2587.5	2602.5	-24.42	4.58	44.91	5.98	21.89	33.00	11.11	H
		2597.5	2612.5	-24.17	4.68	44.94	6.05	22.14	33.00	10.86	H
	20+20	2580	2599.8	-24.20	4.53	44.93	5.96	22.16	33.00	10.84	H
		2585.1	2604.9	-24.39	4.58	44.91	5.98	21.92	33.00	11.08	H
		2590.2	2610	-24.57	4.63	44.94	6.00	21.74	33.00	11.26	H
256QAM	15+15	2577.5	2592.5	-26.09	4.49	44.92	5.94	20.28	33.00	12.72	H
	20+20	2580	2599.8	-26.13	4.53	44.93	5.96	20.23	33.00	12.77	H

**LTE band 41 - EIRP**
**Limits:** ≤33dBm (2W)

Mod.	Bandwidth	Frequency (MHz)	P <sub>Mea</sub> (dBm)	P <sub>cl</sub> (dB)	P <sub>Ag</sub> (dB)	G <sub>a</sub> (dBi)	EIRP (dBm)	Limit (dBm)	Margin (dB)	Ant.Pol
QPSK	5	2498.50	-23.44	4.38	45.59	5.80	23.57	33.00	9.43	H
		2593.00	-22.08	4.56	44.93	5.97	24.26	33.00	8.74	H
		2687.50	-23.65	4.85	44.98	6.50	22.98	33.00	10.02	H
	10	2501.00	-23.94	4.38	45.65	5.80	23.13	33.00	9.87	H
		2593.00	-22.52	4.56	44.93	5.97	23.82	33.00	9.18	H
		2685.00	-24.80	4.84	44.98	6.50	21.84	33.00	11.16	H
	15	2503.50	-23.99	4.39	45.65	5.80	23.07	33.00	9.93	H
		2593.00	-22.59	4.56	44.93	5.97	23.75	33.00	9.25	H
		2682.50	-24.47	4.82	44.98	6.50	22.19	33.00	10.81	H
	20	2506.00	-23.39	4.40	45.15	5.80	23.16	33.00	9.84	H
		2593.00	-22.51	4.56	44.93	5.97	23.83	33.00	9.17	H
		2680.00	-24.58	4.81	44.97	6.50	22.08	33.00	10.92	H
16QAM	5	2498.50	-24.16	4.38	45.59	5.80	22.85	33.00	10.15	H
		2593.00	-22.82	4.56	44.93	5.97	23.52	33.00	9.48	H
		2687.50	-25.02	4.85	44.98	6.50	21.61	33.00	11.39	H
	10	2501.00	-24.20	4.38	45.65	5.80	22.87	33.00	10.13	H
		2593.00	-22.84	4.56	44.93	5.97	23.50	33.00	9.50	H
		2685.00	-24.95	4.84	44.98	6.50	21.69	33.00	11.31	H
	15	2503.50	-24.31	4.39	45.65	5.80	22.75	33.00	10.25	H
		2593.00	-22.97	4.56	44.93	5.97	23.37	33.00	9.63	H
		2682.50	-24.77	4.82	44.98	6.50	21.89	33.00	11.11	H
	20	2506.00	-23.73	4.40	45.15	5.80	22.82	33.00	10.18	H
		2593.00	-22.86	4.56	44.93	5.97	23.48	33.00	9.52	H
		2680.00	-24.99	4.81	44.97	6.50	21.67	33.00	11.33	H
64QAM	5	2498.50	-24.84	4.38	45.59	5.80	22.17	33.00	10.83	H
		2593.00	-23.51	4.56	44.93	5.97	22.83	33.00	10.17	H
		2687.50	-24.72	4.85	44.98	6.50	21.91	33.00	11.09	H
	10	2501.00	-24.89	4.38	45.65	5.80	22.18	33.00	10.82	H
		2593.00	-23.41	4.56	44.93	5.97	22.93	33.00	10.07	H
		2685.00	-25.68	4.84	44.98	6.50	20.96	33.00	12.04	H
	15	2503.50	-25.00	4.39	45.65	5.80	22.06	33.00	10.94	H
		2593.00	-23.17	4.56	44.93	5.97	22.47	33.00	10.53	H
		2682.50	-25.66	4.82	44.98	6.50	21.00	33.00	12.00	H
	20	2506.00	-24.32	4.40	45.15	5.80	22.23	33.00	10.77	H
		2593.00	-23.62	4.56	44.93	5.97	22.72	33.00	10.28	H
		2680.00	-25.64	4.81	44.97	6.50	21.02	33.00	11.98	H
256QAM	5	2593.00	-25.60	4.56	44.93	5.97	20.74	33.00	12.26	H
	10	2593.00	-25.51	4.56	44.93	5.97	20.83	33.00	12.17	H
	15	2593.00	-25.58	4.56	44.93	5.97	20.76	33.00	12.24	H
	20	2593.00	-25.60	4.56	44.93	5.97	20.74	33.00	12.26	H



**LTE Band 66- EIRP**
**Limits: ≤30dBm (1W)**

Mod.	Bandwidth h (MHz)	Frequency (MHz)	P <sub>Mea</sub> (dBm)	P <sub>cl</sub> (dB)	P <sub>Ag</sub> (dB)	G <sub>a</sub> (dBi)	EIRP (dBm)	Limit (dBm)	Margin (dB)	Ant.Pol
QPSK	1.4	1710.70	-27.36	2.82	44.10	6.15	20.07	30.00	9.93	H
		1745.00	-25.65	2.82	44.16	5.67	21.36	30.00	8.64	H
		1779.30	-23.40	2.88	44.03	5.48	23.23	30.00	6.77	H
	3	1711.50	-27.15	2.81	44.10	6.14	20.28	30.00	9.72	H
		1745.00	-25.59	2.82	44.16	5.67	21.42	30.00	8.58	H
		1778.50	-23.37	2.89	44.03	5.49	23.26	30.00	6.74	H
	5	1712.50	-27.13	2.81	44.10	6.12	20.28	30.00	9.72	H
		1745.00	-25.60	2.82	44.16	5.67	21.41	30.00	8.59	H
		1777.50	-23.45	2.89	44.04	5.49	23.19	30.00	6.81	H
	10	1715.00	-27.67	2.80	44.10	6.09	19.72	30.00	10.28	H
		1745.00	-26.64	2.82	44.16	5.67	20.37	30.00	9.63	H
		1775.00	-24.64	2.89	44.05	5.50	22.02	30.00	7.98	H
	15	1717.50	-27.85	2.79	44.11	6.05	19.52	30.00	10.48	H
		1745.00	-26.80	2.82	44.16	5.67	20.21	30.00	9.79	H
		1772.50	-24.89	2.87	44.06	5.51	21.81	30.00	8.19	H
20	1720.00	-28.43	2.77	44.11	6.02	18.93	30.00	11.07	H	
	1745.00	-26.75	2.82	44.16	5.67	20.26	30.00	9.74	H	
	1770.00	-25.03	2.85	44.07	5.52	21.71	30.00	8.29	H	
16QAM	1.4	1710.70	-28.20	2.82	44.10	6.15	19.23	30.00	10.77	H
		1745.00	-26.59	2.82	44.16	5.67	20.42	30.00	9.58	H
		1779.30	-24.36	2.88	44.03	5.48	22.27	30.00	7.73	H
	3	1711.50	-28.12	2.81	44.10	6.14	19.31	30.00	10.69	H
		1745.00	-26.56	2.82	44.16	5.67	20.45	30.00	9.55	H
		1778.50	-24.35	2.89	44.03	5.49	22.28	30.00	7.72	H
	5	1712.50	-28.14	2.81	44.10	6.12	19.27	30.00	10.73	H
		1745.00	-26.57	2.82	44.16	5.67	20.44	30.00	9.56	H
		1777.50	-24.41	2.89	44.04	5.49	22.23	30.00	7.77	H
	10	1715.00	-28.67	2.80	44.10	6.09	18.72	30.00	11.28	H
		1745.00	-27.44	2.82	44.16	5.67	19.57	30.00	10.43	H
		1775.00	-25.39	2.89	44.05	5.50	21.27	30.00	8.73	H
	15	1717.50	-28.55	2.79	44.11	6.05	18.82	30.00	11.18	H
		1745.00	-27.60	2.82	44.16	5.67	19.41	30.00	10.59	H
		1772.50	-25.64	2.87	44.06	5.51	21.06	30.00	8.94	H
20	1720.00	-29.21	2.77	44.11	6.02	18.15	30.00	11.85	H	
	1745.00	-27.56	2.82	44.16	5.67	19.45	30.00	10.55	H	
	1770.00	-25.76	2.85	44.07	5.52	20.98	30.00	9.02	H	
64QAM	1.4	1710.70	-28.51	2.82	44.10	6.15	18.92	30.00	11.08	H
		1745.00	-27.62	2.82	44.16	5.67	19.39	30.00	10.61	H

	3	1779.30	-25.37	2.88	44.03	5.48	21.26	30.00	8.74	H
		1711.50	-28.45	2.81	44.10	6.14	18.98	30.00	11.02	H
		1745.00	-27.57	2.82	44.16	5.67	19.44	30.00	10.56	H
		1778.50	-25.37	2.89	44.03	5.49	21.26	30.00	8.74	H
	5	1712.50	-29.15	2.81	44.10	6.12	18.26	30.00	11.74	H
		1745.00	-27.58	2.82	44.16	5.67	19.43	30.00	10.57	H
		1777.50	-25.44	2.89	44.04	5.49	21.20	30.00	8.80	H
	10	1715.00	-28.98	2.80	44.10	6.09	18.41	30.00	11.59	H
		1745.00	-27.61	2.82	44.16	5.67	19.40	30.00	10.60	H
		1775.00	-25.63	2.89	44.05	5.50	21.03	30.00	8.97	H
	15	1717.50	-28.46	2.79	44.11	6.05	18.91	30.00	11.09	H
		1745.00	-27.82	2.82	44.16	5.67	19.19	30.00	10.81	H
		1772.50	-25.90	2.87	44.06	5.51	20.80	30.00	9.20	H
	20	1720.00	-28.55	2.77	44.11	6.02	18.81	30.00	11.19	H
		1745.00	-27.79	2.82	44.16	5.67	19.22	30.00	10.78	H
1770.00		-26.07	2.85	44.07	5.52	20.67	30.00	9.33	H	
256QAM	1.4	1779.30	-27.38	2.88	44.03	5.48	19.25	30.00	10.75	H
	3	1778.50	-27.36	2.89	44.03	5.49	19.27	30.00	10.73	H
	5	1777.50	-27.45	2.89	44.04	5.49	19.19	30.00	10.81	H
	10	1775.00	-27.65	2.89	44.05	5.50	19.01	30.00	10.99	H
	15	1772.50	-27.88	2.87	44.06	5.51	18.82	30.00	11.18	H
	20	1770.00	-28.03	2.85	44.07	5.52	18.71	30.00	11.29	H

Note: Expanded measurement uncertainty is  $U = 5.76$  dB,  $k = 2$ .

## A.2 Emission Limit

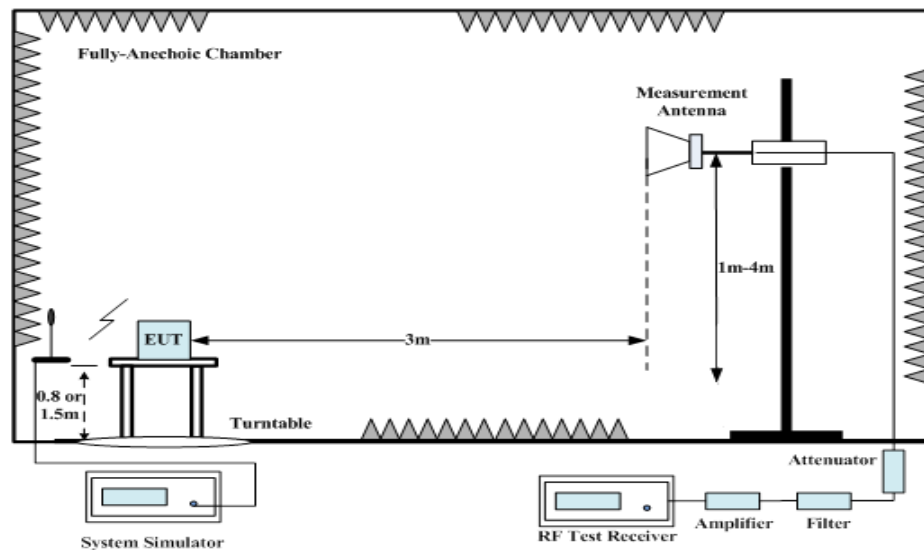
### **A.2.1 Measurement Method**

The measurement procedures in ANSI C63.26 are used.

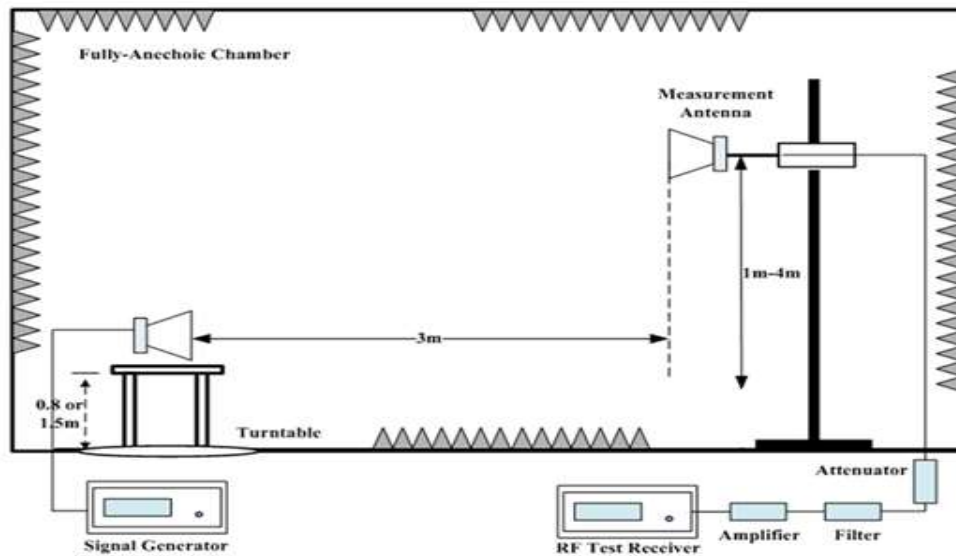
The spectrum was scanned from 30 MHz to the 10th harmonic of the highest frequency generated within the equipment, which is the transmitted carrier. The resolution bandwidth is set 1MHz. The spectrum was scanned with the mobile station transmitting at carrier frequencies that pertain to low, mid and high channels of each LTE Band.

#### **The procedure of radiated spurious emissions is as follows:**

For measurements performed at frequencies less than or equal to 1 GHz, the EUT was placed on a 80cm-high non-conductive support; For measurements performed at frequencies above 1GHz,EUT was placed on a 1.5-meter-high non-conductive support. A measurement antenna was placed on the antenna mast 3 meters from the EUT for emission measurements. In the initial test, the height of the measurement antenna was varied from 1 m to 4 m for the relative positioning that produces the maximum radiated signal level. The test setup refers to figure below. Detected emissions were maximized at each frequency by rotating the EUT through 360° and adjusting the receiving antenna polarization. The radiated emission measurements of all non-harmonic and harmonics of the transmit frequency through the 10th harmonic were measured with peak detector.



1. The EUT is then put into continuously transmitting mode at its maximum power level during the test. And the maximum value of the receiver should be recorded as (Pr).
2. The EUT shall be replaced by a substitution antenna. The test setup refers to figure below.



In the chamber, a substitution antenna for the frequency band of interest is placed at the reference point of the chamber. An RF Signal source for the frequency band of interest is connected to the substitution antenna with a cable that has been constructed to not interfere with the radiation pattern of the antenna. The height of measurement antenna varied between 1 m to 4 m to maximize the received signal amplitude for each emission that was detected and measured in the initial test. A power ( $P_{Mea}$ ) is applied to the input of the substitution antenna and adjusts the level of the signal generator output until the value of the receiver reach the previously recorded ( $P_r$ ). The power of signal source ( $P_{Mea}$ ) is recorded. The test was performed with the measurement antenna in both vertical and horizontal polarization.

3. The Path loss ( $P_{pl}$ ) between the Signal Source and the Substitution Antenna and the Substitution Antenna Gain ( $G_a$ ) were recorded after test. A amplifier was connected in for the test. The Path loss ( $P_{pl}$ ) is the summation of the cable loss and the gain of the amplifier.
4. The measurement results are obtained as described below:

$$\text{Power (EIRP)} = P_{Mea} - P_{pl} + G_a$$

This value is EIRP since the measurement is calibrated using an antenna of known gain (2.15 dBi) and known input power. ERP can be calculated from EIRP by subtracting the gain of the dipole,  $ERP = EIRP - 2.15\text{dBi}$ .

### A.2.2 Measurement Limit

**FDD Band 2/25:** Part 24.238 specifies that the power of any emission outside of the authorized operating frequency ranges must be attenuated below the transmitting power ( $P$ ) by a factor of at least  $43 + 10 \log(P)$  dB.

**FDD Band 4/ 66:** Part 27.53(h) specifies that the power of any emission outside of the authorized operating frequency ranges must be attenuated below the transmitting power ( $P$ ) by a factor of at least  $43 + 10 \log(P)$  dB.

**FDD Band 5/26(824MHz~849MHz):** Part 22.917 specifies that the power of any emission outside of the authorized operating frequency ranges must be attenuated below the transmitting power ( $P$ ) by a factor of at least  $43 + 10 \log(P)$  dB.

**FDD Band 7/ 38/41:** Part 27.53(m) specifies for mobile digital stations, the attenuation factor shall be not less than  $40 + 10 \log(P)$  dB on all frequencies between the channel edge and 5 megahertz from the channel edge,  $43 + 10 \log(P)$  dB on all frequencies between 5 megahertz and X

megahertz from the channel edge, and  $55 + 10 \log (P)$  dB on all frequencies more than X megahertz from the channel edge, where X is the greater of 6 megahertz or the actual emission bandwidth as defined in paragraph (m)(6) of this section. In addition, the attenuation factor shall not be less than  $43 + 10 \log (P)$  dB on all frequencies between 2490.5 MHz and 2496 MHz and  $55 + 10 \log (P)$  dB at or below 2490.5 MHz. Mobile Satellite Service licensees operating on frequencies below 2495 MHz may also submit a documented interference complaint against BRS licensees operating on channel BRS Channel 1 on the same terms and conditions as adjacent channel BRS or EBS licensees.

**FDD Band 12:** Part 27.53(g) states for operations in the 600 MHz band and the 698–746 MHz band, the power of any emission outside a licensee's frequency band(s) of operation shall be attenuated below the transmitter power (P) within the licensed band(s) of operation, measured in watts, by at least  $43 + 10 \log (P)$  dB. Compliance with this provision is based on the use of measurement instrumentation employing a resolution bandwidth of 100 kilohertz or greater. However, in the 100 kilohertz bands immediately outside and adjacent to a licensee's frequency block, a resolution bandwidth of at least 30 kHz may be employed.

**FDD Band 26(814MHz–824MHz):** Part 90.691 states that out-of-band emission requirement shall apply only to the "outer" channels included in an EA license and to spectrum adjacent to interior channels used by incumbent licensees. The emission limits are as follows: For any frequency removed from the EA licensee's frequency block by up to and including 37.5 kHz, the power of any emission shall be attenuated below the transmitter power (P) in watts by at least  $116 \log_{10}(f/6.1)$  decibels or  $50 + 10 \log_{10}(P)$  decibels or 80 decibels, whichever is the lesser attenuation, where f is the frequency removed from the center of the outer channel in the block in kilohertz and where f is greater than 12.5 kHz. For any frequency removed from the EA licensee's frequency block greater than 37.5 kHz, the power of any emission shall be attenuated below the transmitter power (P) in watts by at least  $43 + 10 \log_{10}(P)$  decibels or 80 decibels, whichever is the lesser attenuation, where f is the frequency removed from the center of the outer channel in the block in kilohertz and where f is greater than 37.5 kHz.

### **A.2.3 Measurement Results**

Radiated emissions measurements were made only at the upper, middle, and lower carrier frequencies of each LTE Band. It was decided that measurements at these three carrier frequencies would be sufficient to demonstrate compliance with emissions limits because it was seen that all the significant spurs occur well outside the band and no radiation was seen from a carrier in one block of each LTE Band into any of the other blocks. The equipment must still, however, meet emissions requirements with the carrier at all frequencies over which it is capable of operating and it is the manufacturer's responsibility to verify this. The range of evaluated frequency is from 9 kHz to 26GHz.

Note 1: Both of Vertical and Horizontal polarizations are evaluated, but only the worst case is recorded in this report.

**A.2.4 Measurement Results Table**

Frequency	Channel	Frequency Range	Result
LTE Bands	Low	9kHz-26GHz	Pass
	Middle	9kHz-26GHz	Pass
	High	9kHz-26GHz	Pass

**A.2.5 Sweep Table**

Subrange	RBW	VBW
9~150 kHz	0.2kHz	0.6kHz
150kHz~30MHz	9kHz	27kHz
30MHz~1 GHz	100KHz	300KHz
1~26 GHz	1 MHz	3 MHz

**A.2.6 Measurement Result**

**LTE Band 7, 5 MHz, QPSK, Channel 20775**

Frequency (MHz)	P <sub>Mea</sub> (dBm)	P <sub>pl</sub> (dB)	AntennaGain (dBi)	Peak EIRP (dBm)	Limit (dBm)	Margin (dB)	Polorization
5005.00	-57.60	5.15	10.51	-52.24	-25.00	27.24	V
7508.00	-45.84	7.70	12.36	-41.18	-25.00	16.18	H
10010.50	-51.33	9.35	13.38	-47.30	-25.00	22.30	H
12518.50	-48.27	12.38	13.60	-47.05	-25.00	22.05	V
15016.50	-45.03	14.74	14.10	-45.67	-25.00	20.67	H
17523.00	-37.44	19.69	14.42	-42.71	-25.00	17.71	H

**LTE Band 7, 5 MHz, QPSK, Channel 21100**

Frequency (MHz)	P <sub>Mea</sub> (dBm)	P <sub>pl</sub> (dB)	AntennaGain (dBi)	Peak EIRP (dBm)	Limit (dBm)	Margin (dB)	Polorization
5070.50	-57.66	5.30	10.53	-52.43	-25.00	27.43	H
7605.00	-48.32	7.58	12.30	-43.60	-25.00	18.60	V
10140.50	-53.16	9.74	13.24	-49.66	-25.00	24.66	V
12680.00	-49.31	11.72	13.52	-47.51	-25.00	22.51	H
15200.50	-46.35	15.13	14.00	-47.48	-25.00	22.48	V
17750.50	-37.64	19.56	14.65	-42.55	-25.00	17.55	H

**LTE Band 7, 5 MHz, QPSK, Channel 21425**

Frequency (MHz)	P <sub>Mea</sub> (dBm)	P <sub>pl</sub> (dB)	AntennaGain (dBi)	Peak EIRP (dBm)	Limit (dBm)	Margin (dB)	Polorization
5135.00	-54.96	5.55	10.58	-49.93	-25.00	24.93	H
7703.00	-51.98	6.72	12.40	-46.30	-25.00	21.30	H
10268.50	-51.18	10.77	13.30	-48.65	-25.00	23.65	V
12838.00	-47.46	13.04	13.50	-47.00	-25.00	22.00	V
15412.50	-46.13	14.91	13.78	-47.26	-25.00	22.26	H
17979.00	-37.15	19.98	14.80	-42.33	-25.00	17.33	H

**LTE CA band 7C\_CH20850+21408\_QPSK**

Frequency (MHz)	P <sub>Mea</sub> (dBm)	P <sub>pl</sub> (dB)	AntennaGain (dBi)	Peak EIRP (dBm)	Limit (dBm)	Margin (dB)	Polorization
5020.00	-53.79	6.57	9.93	-50.43	-25.00	25.43	H
7530.00	-47.99	8.27	12.22	-44.04	-25.00	19.04	V
10036.00	-52.72	9.28	12.91	-49.09	-25.00	24.09	H
12554.50	-50.34	10.33	13.23	-47.44	-25.00	22.44	V
15053.50	-50.28	11.29	13.97	-47.60	-25.00	22.60	V
17569.00	-44.79	12.99	15.00	-42.78	-25.00	17.78	V

**LTE CA band 7C\_CH21001+21199\_QPSK**

Frequency (MHz)	P <sub>Mea</sub> (dBm)	P <sub>pl</sub> (dB)	AntennaGain (dBi)	Peak EIRP (dBm)	Limit (dBm)	Margin (dB)	Polorization
5050.00	-51.85	6.63	9.97	-48.51	-25.00	23.51	V
7575.50	-48.15	8.08	12.26	-43.97	-25.00	18.97	V
10170.50	-52.43	9.35	12.97	-48.81	-25.00	23.81	V
12634.50	-50.30	10.41	13.28	-47.43	-25.00	22.43	H
15151.00	-49.23	11.38	13.91	-46.70	-25.00	21.70	V
17691.00	-46.18	12.27	15.17	-43.28	-25.00	18.28	V

**LTE CA band 7C\_CH21277+21397\_QPSK**

Frequency (MHz)	P <sub>Mea</sub> (dBm)	P <sub>pl</sub> (dB)	AntennaGain (dBi)	Peak EIRP (dBm)	Limit (dBm)	Margin (dB)	Polorization
5080.50	-50.38	6.72	10.01	-47.09	-25.00	22.09	V
7620.50	-54.35	8.07	12.30	-50.12	-25.00	25.12	V
10250.50	-52.32	9.47	13.00	-48.79	-25.00	23.79	V
12807.00	-49.86	10.75	13.38	-47.23	-25.00	22.23	V
15234.00	-49.62	11.36	13.86	-47.12	-25.00	22.12	V
17782.50	-45.25	12.64	15.30	-42.59	-25.00	17.59	H



**LTE Band 12, 1.4MHz, QPSK, Channel 23017**

Frequency (MHz)	P <sub>Mea</sub> (dBm)	P <sub>pl</sub> (dB)	AntennaGain (dBi)	Correction	Peak ERP (dBm)	Limit (dBm)	Margin (dB)	Polorization
1402.00	-58.20	1.93	4.82	2.15	-57.46	-13.00	44.46	H
2099.50	-43.56	3.52	4.90	2.15	-44.33	-13.00	31.33	V
2809.00	-47.24	5.21	7.26	2.15	-47.34	-13.00	34.34	V
3512.00	-59.51	3.16	8.26	2.15	-56.56	-13.00	43.56	H
4208.50	-57.39	4.64	9.36	2.15	-54.82	-13.00	41.82	H
4901.50	-57.66	4.88	10.20	2.15	-54.49	-13.00	41.49	V

**LTE Band 12, 1.4MHz, QPSK, Channel 23095**

Frequency (MHz)	P <sub>Mea</sub> (dBm)	P <sub>pl</sub> (dB)	AntennaGain (dBi)	Correction	Peak ERP (dBm)	Limit (dBm)	Margin (dB)	Polorization
1425.50	-58.04	2.17	5.11	2.15	-57.25	-13.00	44.25	H
2123.00	-40.75	3.72	5.19	2.15	-41.43	-13.00	28.43	V
2820.50	-46.62	5.14	7.27	2.15	-46.64	-13.00	33.64	V
3525.00	-60.07	3.30	8.28	2.15	-57.24	-13.00	44.24	H
4243.50	-57.89	4.95	9.39	2.15	-55.60	-13.00	42.60	V
4941.50	-58.13	4.90	10.28	2.15	-54.90	-13.00	41.90	V

**LTE Band 12, 1.4MHz, QPSK, Channel 23173**

Frequency (MHz)	P <sub>Mea</sub> (dBm)	P <sub>pl</sub> (dB)	AntennaGain (dBi)	Correction	Peak ERP (dBm)	Limit (dBm)	Margin (dB)	Polorization
1428.00	-58.28	2.13	5.14	2.15	-57.42	-13.00	44.42	V
2146.00	-38.94	3.71	5.28	2.15	-39.52	-13.00	26.52	H
2873.50	-46.14	5.41	7.08	2.15	-46.62	-13.00	33.62	V
3577.50	-59.58	3.07	8.38	2.15	-56.42	-13.00	43.42	V
4293.00	-58.38	4.65	9.40	2.15	-55.78	-13.00	42.78	H
5004.00	-57.48	5.15	10.51	2.15	-54.27	-13.00	41.27	V

**LTE Band 25, 1.4MHz, QPSK, Channel 26047**

Frequency (MHz)	P <sub>Mea</sub> (dBm)	Path Loss(dB)	AntennaGain (dBi)	Peak EIRP (dBm)	Limit (dBm)	Margin (dB)	Polorization
3701.50	-54.45	3.47	8.35	-49.57	-13.00	36.57	H
5552.00	-36.81	5.32	11.00	-31.13	-13.00	18.13	V
7395.00	-53.95	8.13	12.10	-49.98	-13.00	36.98	H
9254.00	-50.55	8.85	13.70	-45.70	-13.00	32.70	V
11102.50	-51.45	9.73	13.50	-47.68	-13.00	34.68	V
12965.50	-49.37	12.53	13.70	-48.20	-13.00	35.20	H

**LTE Band 25, 1.4MHz, QPSK, Channel 26365**

Frequency (MHz)	P <sub>Mea</sub> (dBm)	Path Loss(dB)	AntennaGain (dBi)	Peak EIRP (dBm)	Limit (dBm)	Margin (dB)	Polorization
3765.00	-54.89	3.79	8.63	-50.05	-13.00	37.05	V
5647.50	-38.02	5.60	11.00	-32.62	-13.00	19.62	V
7526.00	-54.23	7.71	12.38	-49.56	-13.00	36.56	V
9406.00	-53.96	9.08	13.60	-49.44	-13.00	36.44	H
11304.00	-47.55	13.03	13.60	-46.98	-13.00	33.98	V
13179.00	-46.84	13.15	14.24	-45.75	-13.00	32.75	V

**LTE Band 25, 1.4MHz, QPSK, Channel 26683**

Frequency (MHz)	P <sub>Mea</sub> (dBm)	Path Loss(dB)	AntennaGain (dBi)	Peak EIRP (dBm)	Limit (dBm)	Margin (dB)	Polorization
3828.50	-48.40	3.92	8.62	-43.70	-13.00	30.70	V
5743.00	-35.26	5.86	10.91	-30.21	-13.00	17.21	V
7670.00	-57.02	6.99	12.37	-51.64	-13.00	38.64	V
9572.00	-52.22	8.64	13.44	-47.42	-13.00	34.42	V
11500.50	-49.59	12.24	13.40	-48.43	-13.00	35.43	H
13391.00	-48.43	12.43	14.47	-46.39	-13.00	33.39	H

**LTE Band 26(824MHz~849MHz), 1.4MHz, QPSK, Channel 26797**

Frequency (MHz)	P <sub>Mea</sub> (dBm)	P <sub>pl</sub> (dB)	AntennaGain (dBi)	Correction	Peak ERP (dBm)	Limit (dBm)	Margin (dB)	Polorization
1640.00	-56.81	2.41	6.34	2.15	-55.03	-13.00	42.03	H
2474.50	-38.00	4.33	5.83	2.15	-38.65	-13.00	25.65	V
3307.50	-60.34	3.47	7.82	2.15	-58.14	-13.00	45.14	V
4124.00	-55.51	4.72	9.32	2.15	-53.06	-13.00	40.06	H
4958.50	-58.04	4.92	10.36	2.15	-54.75	-13.00	41.75	V
5783.50	-56.93	5.69	10.90	2.15	-53.87	-13.00	40.87	V

**LTE Band 26(824MHz~849MHz), 1.4MHz, QPSK, Channel 26915**

Frequency (MHz)	P <sub>Mea</sub> (dBm)	P <sub>pl</sub> (dB)	AntennaGain (dBi)	Correction	Peak ERP (dBm)	Limit (dBm)	Margin (dB)	Polorization
1658.50	-56.28	3.00	6.34	2.15	-55.09	-13.00	42.09	V
2509.50	-38.31	4.42	5.80	2.15	-39.08	-13.00	26.08	H
3346.50	-60.46	3.46	7.89	2.15	-58.18	-13.00	45.18	V
4183.00	-55.93	4.07	9.32	2.15	-52.83	-13.00	39.83	V
5005.50	-57.80	5.15	10.51	2.15	-54.59	-13.00	41.59	H
5851.00	-57.51	5.60	10.85	2.15	-54.41	-13.00	41.41	H

**LTE Band 26(824MHz~849MHz), 1.4MHz, QPSK, Channel 27033**

Frequency (MHz)	P <sub>Mea</sub> (dBm)	P <sub>pl</sub> (dB)	AntennaGain (dBi)	Correction	Peak ERP (dBm)	Limit (dBm)	Margin (dB)	Polorization
1692.50	-56.23	2.95	6.31	2.15	-55.02	-13.00	42.02	V
2545.00	-37.13	4.61	5.80	2.15	-38.09	-13.00	25.09	V
3400.00	-60.51	3.50	8.20	2.15	-57.96	-13.00	44.96	H
4241.50	-56.19	4.44	9.39	2.15	-53.39	-13.00	40.39	V
5094.50	-58.29	5.30	10.51	2.15	-55.23	-13.00	42.23	H
5944.50	-57.24	5.45	10.99	2.15	-53.85	-13.00	40.85	H

**LTE Band 26(814MHz~824MHz), 1.4MHz, QPSK, Channel 26697**

Frequency (MHz)	P <sub>Mea</sub> (dBm)	P <sub>pl</sub> (dB)	AntennaGain (dBi)	Correction	Peak ERP (dBm)	Limit (dBm)	Margin (dB)	Polorization
1615.50	-56.63	2.33	6.19	2.15	-54.92	-13.00	41.92	H
2444.50	-40.06	4.55	5.91	2.15	-40.85	-13.00	27.85	V
3257.00	-60.98	2.97	7.70	2.15	-58.40	-13.00	45.40	H
4073.50	-52.37	4.35	9.13	2.15	-49.74	-13.00	36.74	V
4902.00	-57.72	4.88	10.20	2.15	-54.55	-13.00	41.55	H
5707.00	-56.10	5.67	10.99	2.15	-52.93	-13.00	39.93	V

**LTE Band 26(814MHz~824MHz), 1.4MHz, QPSK, Channel 26740**

Frequency (MHz)	P <sub>Mea</sub> (dBm)	P <sub>pl</sub> (dB)	AntennaGain (dBi)	Correction	Peak ERP (dBm)	Limit (dBm)	Margin (dB)	Polorization
1645.50	-57.42	2.63	6.37	2.15	-55.83	-13.00	42.83	H
2457.50	-40.43	4.42	5.84	2.15	-41.16	-13.00	28.16	V
3279.50	-60.81	3.08	7.70	2.15	-58.34	-13.00	45.34	H
4082.50	-58.05	3.84	9.12	2.15	-54.92	-13.00	41.92	V
4916.00	-57.17	4.96	10.23	2.15	-54.05	-13.00	41.05	V
5730.50	-56.42	5.89	10.94	2.15	-53.52	-13.00	40.52	V

**LTE Band 26(814MHz~824MHz), 1.4MHz, QPSK, Channel 26783**

Frequency (MHz)	P <sub>Mea</sub> (dBm)	P <sub>pl</sub> (dB)	AntennaGain (dBi)	Correction	Peak ERP (dBm)	Limit (dBm)	Margin (dB)	Polorization
1650.50	-57.27	2.59	6.35	2.15	-55.66	-13.00	42.66	V
2470.50	-40.54	4.32	5.83	2.15	-41.18	-13.00	28.18	H
3296.00	-59.81	3.59	7.70	2.15	-57.85	-13.00	44.85	V
4107.50	-58.23	4.00	9.27	2.15	-55.11	-13.00	42.11	V
4931.50	-57.14	4.89	10.26	2.15	-53.92	-13.00	40.92	V
5767.00	-56.58	5.67	10.90	2.15	-53.50	-13.00	40.50	H

**LTE CA band 38C\_ CH37825+37975\_QPSK**

Frequency (MHz)	P <sub>Mea</sub> (dBm)	P <sub>pl</sub> (dB)	AntennaGain (dBi)	Peak EIRP (dBm)	Limit (dBm)	Margin (dB)	Polorization
5153.45	-62.18	6.89	11.61	-57.46	-25.00	32.46	H
7723.60	-55.11	8.39	10.70	-52.80	-25.00	27.80	V
10332.66	-52.62	9.69	12.03	-50.28	-25.00	25.28	V
12866.72	-53.32	10.59	12.83	-51.08	-25.00	26.08	H
15443.91	-54.32	11.46	15.19	-50.59	-25.00	25.59	V
16758.28	-53.06	11.95	14.08	-50.93	-25.00	25.93	V

**LTE CA band 38C\_ CH37925+38075\_QPSK**

Frequency (MHz)	P <sub>Mea</sub> (dBm)	P <sub>pl</sub> (dB)	AntennaGain (dBi)	Peak EIRP (dBm)	Limit (dBm)	Margin (dB)	Polorization
5148.76	-61.74	6.88	11.60	-57.02	-25.00	32.02	V
7772.82	-55.31	8.33	10.79	-52.85	-25.00	27.85	H
10353.76	-53.30	9.73	12.05	-50.98	-25.00	25.98	V
12945.47	-53.76	10.49	12.75	-51.50	-25.00	26.50	V
15495.94	-54.79	11.53	15.29	-51.03	-25.00	26.03	H
16815.47	-51.64	12.10	14.02	-49.72	-25.00	24.72	V

**LTE CA band 38C\_ CH38025+38175\_QPSK**

Frequency (MHz)	P <sub>Mea</sub> (dBm)	P <sub>pl</sub> (dB)	AntennaGain (dBi)	Peak EIRP (dBm)	Limit (dBm)	Margin (dB)	Polorization
5166.10	-62.55	6.91	11.63	-57.83	-25.00	32.83	H
7793.44	-55.88	8.30	10.87	-53.31	-25.00	28.31	H
10373.91	-53.19	9.76	12.07	-50.88	-25.00	25.88	V
12993.75	-53.30	10.47	12.71	-51.06	-25.00	26.06	V
15575.16	-55.39	11.50	15.38	-51.51	-25.00	26.51	V
16900.78	-51.76	12.00	14.10	-49.66	-25.00	24.66	V

**LTE Band 41, 5MHz, QPSK, Channel 39657**

Frequency (MHz)	P <sub>Mea</sub> (dBm)	P <sub>pl</sub> (dB)	AntennaGain (dBi)	Peak EIRP (dBm)	Limit (dBm)	Margin (dB)	Polorization
4997.00	-55.29	5.17	10.40	-50.06	-25.00	25.06	V
7496.00	-42.76	7.70	12.30	-38.16	-25.00	13.16	H
9995.00	-51.70	9.36	13.40	-47.66	-25.00	22.66	V
12501.00	-48.12	12.35	13.60	-46.87	-25.00	21.87	H
14978.00	-46.30	14.78	14.10	-46.98	-25.00	21.98	V
17480.50	-37.20	19.75	14.38	-42.57	-25.00	17.57	V

**LTE Band 41, 5MHz, QPSK, Channel 40620**

Frequency (MHz)	P <sub>Mea</sub> (dBm)	P <sub>pl</sub> (dB)	AntennaGain (dBi)	Peak EIRP (dBm)	Limit (dBm)	Margin (dB)	Polorization
5186.00	-57.33	5.75	10.51	-52.57	-25.00	27.57	V
7779.50	-51.14	7.37	12.40	-46.11	-25.00	21.11	H
10366.50	-49.64	10.74	13.30	-47.08	-25.00	22.08	V
12963.00	-48.90	12.52	13.69	-47.73	-25.00	22.73	H
15568.00	-45.32	16.65	13.60	-48.37	-25.00	23.37	H
17982.50	-36.45	19.97	14.80	-41.62	-25.00	16.62	V

**LTE Band 41, 5MHz, QPSK, Channel 41565**

Frequency (MHz)	P <sub>Mea</sub> (dBm)	P <sub>pl</sub> (dB)	AntennaGain (dBi)	Peak EIRP (dBm)	Limit (dBm)	Margin (dB)	Polorization
5375.00	-55.21	5.75	10.65	-50.31	-25.00	25.31	V
8063.00	-48.39	7.86	12.76	-43.49	-25.00	18.49	H
10752.50	-51.96	9.83	13.25	-48.54	-25.00	23.54	H
13439.50	-48.07	12.56	14.54	-46.09	-25.00	21.09	H
16114.50	-43.43	17.08	13.43	-47.08	-25.00	22.08	V
17985.50	-37.20	19.97	14.80	-42.37	-25.00	17.37	H

**LTE Band 66, 1.4MHz QPSK, Channel 131979**

Frequency (MHz)	P <sub>Mea</sub> (dBm)	P <sub>pl</sub> (dB)	AntennaGain (dBi)	Peak EIRP (dBm)	Limit (dBm)	Margin (dB)	Polorization
3421.50	-59.60	3.24	8.27	-54.57	-13.00	41.57	H
5132.50	-47.83	5.56	10.58	-42.81	-13.00	29.81	V
6842.50	-67.15	6.54	11.51	-62.18	-13.00	49.18	V
8561.50	-64.92	8.49	13.20	-60.21	-13.00	47.21	V
10270.00	-61.04	10.76	13.30	-58.50	-13.00	45.50	V
11968.50	-57.59	12.31	13.00	-56.90	-13.00	43.90	V

**LTE Band 66, 1.4MHz, QPSK, Channel 132322**

Frequency (MHz)	P <sub>Mea</sub> (dBm)	P <sub>pl</sub> (dB)	AntennaGain (dBi)	Peak EIRP (dBm)	Limit (dBm)	Margin (dB)	Polorization
3421.50	-59.60	3.24	8.27	-54.57	-13.00	41.57	H
5132.50	-47.83	5.56	10.58	-42.81	-13.00	29.81	V
6842.50	-67.15	6.54	11.51	-62.18	-13.00	49.18	V
8561.50	-64.92	8.49	13.20	-60.21	-13.00	47.21	V
10270.00	-61.04	10.76	13.30	-58.50	-13.00	45.50	V
11968.50	-57.59	12.31	13.00	-56.90	-13.00	43.90	V

**LTE Band 66, 1.4MHz, QPSK, Channel 132665**

Frequency (MHz)	P <sub>Mea</sub> (dBm)	P <sub>pl</sub> (dB)	AntennaGain (dBi)	Peak EIRP (dBm)	Limit (dBm)	Margin (dB)	Polorization
3421.50	-59.60	3.24	8.27	-54.57	-13.00	41.57	H
5132.50	-47.83	5.56	10.58	-42.81	-13.00	29.81	V
6842.50	-67.15	6.54	11.51	-62.18	-13.00	49.18	V
8561.50	-64.92	8.49	13.20	-60.21	-13.00	47.21	V
10270.00	-61.04	10.76	13.30	-58.50	-13.00	45.50	V
11968.50	-57.59	12.31	13.00	-56.90	-13.00	43.90	V

**LTE ULCA 2A-4A, QPSK, Channel 18700+20050**

Frequency (MHz)	P <sub>Mea</sub> (dBm)	P <sub>pl</sub> (dB)	AntennaGain (dBi)	Peak EIRP (dBm)	Limit (dBm)	Margin (dB)	Polorization
3713.44	-62.61	3.51	8.39	-57.73	-13.00	44.73	V
9280.78	-53.72	8.46	13.70	-48.48	-13.00	35.48	V
11165.16	-51.53	10.24	13.50	-48.27	-13.00	35.27	H
12020.62	-48.54	11.98	13.02	-47.50	-13.00	34.50	V
13763.44	-47.64	13.30	14.70	-46.24	-13.00	33.24	H
15472.50	-45.38	15.02	13.66	-46.74	-13.00	33.74	H

**LTE ULCA 2A-4A, QPSK, Channel 18900+20175**

Frequency (MHz)	P <sub>Mea</sub> (dBm)	P <sub>pl</sub> (dB)	AntennaGain (dBi)	Peak EIRP (dBm)	Limit (dBm)	Margin (dB)	Polorization
7522.50	-54.78	7.71	12.37	-50.12	-13.00	37.12	H
9407.34	-53.94	9.08	13.60	-49.42	-13.00	36.42	V
11270.62	-51.01	10.65	13.57	-48.09	-13.00	35.09	V
10391.72	-50.20	10.67	13.30	-47.57	-13.00	34.57	H
12103.59	-48.04	12.06	13.10	-47.00	-13.00	34.00	V
13835.62	-48.05	13.07	14.70	-46.42	-13.00	33.42	H

**LTE ULCA 2A-4A, QPSK, Channel 19100+20300**

Frequency (MHz)	P <sub>Mea</sub> (dBm)	P <sub>pl</sub> (dB)	AntennaGain (dBi)	Peak EIRP (dBm)	Limit (dBm)	Margin (dB)	Polorization
7600.78	-56.29	7.57	12.30	-51.56	-13.00	38.56	H
9503.44	-54.17	9.19	13.39	-49.97	-13.00	36.97	V
11394.84	-47.96	12.04	13.69	-46.31	-13.00	33.31	V
8732.34	-55.48	8.44	13.32	-50.60	-13.00	37.60	V
10449.38	-51.70	10.34	13.25	-48.79	-13.00	35.79	V
13975.78	-45.58	14.53	14.62	-45.49	-13.00	32.49	H



**LTE ULCA 2A-7A, QPSK, Channel 18700+20850**

Frequency (MHz)	P <sub>Mea</sub> (dBm)	P <sub>pl</sub> (dB)	AntennaGain (dBi)	Peak EIRP (dBm)	Limit (dBm)	Margin (dB)	Polorization
7440.00	-54.96	7.87	12.19	-50.64	-13.00	37.64	H
9297.66	-54.12	8.49	13.70	-48.91	-13.00	35.91	V
5020.31	-60.14	5.51	10.54	-55.11	-25.00	30.11	H
7514.53	-54.87	7.71	12.36	-50.22	-25.00	25.22	V
10040.16	-54.68	8.61	13.32	-49.97	-25.00	24.97	H
12536.72	-49.65	12.41	13.60	-48.46	-25.00	23.46	V

**LTE ULCA 2A-7A, QPSK, Channel 18900+21100**

Frequency (MHz)	P <sub>Mea</sub> (dBm)	P <sub>pl</sub> (dB)	AntennaGain (dBi)	Peak EIRP (dBm)	Limit (dBm)	Margin (dB)	Polorization
7520.62	-55.33	7.71	12.37	-50.67	-13.00	37.67	H
9392.34	-54.04	9.12	13.58	-49.58	-13.00	36.58	H
11292.66	-50.18	10.62	13.59	-47.21	-13.00	34.21	H
5070.00	-60.23	5.30	10.53	-55.00	-25.00	30.00	V
7612.97	-57.54	6.60	12.30	-51.84	-25.00	26.84	H
15218.91	-45.32	15.69	13.98	-47.03	-25.00	22.03	V

**LTE ULCA 2A-7A, QPSK, Channel 19100+21350**

Frequency (MHz)	P <sub>Mea</sub> (dBm)	P <sub>pl</sub> (dB)	AntennaGain (dBi)	Peak EIRP (dBm)	Limit (dBm)	Margin (dB)	Polorization
7605.47	-55.92	7.58	12.30	-51.20	-13.00	38.20	V
9495.47	-53.78	9.20	13.50	-49.48	-13.00	36.48	V
13314.84	-47.05	13.16	14.24	-45.97	-13.00	32.97	V
7680.00	-57.42	7.05	12.38	-52.09	-25.00	27.09	H
10256.25	-51.40	10.87	13.30	-48.97	-25.00	23.97	V
15373.12	-45.08	14.84	13.83	-46.09	-25.00	21.09	V

**LTE ULCA 4A-7A, QPSK, Channel 20050+20850**

Frequency (MHz)	P <sub>Mea</sub> (dBm)	P <sub>pl</sub> (dB)	AntennaGain (dBi)	Peak EIRP (dBm)	Limit (dBm)	Margin (dB)	Polorization
8601.09	-55.37	8.17	13.30	-50.24	-13.00	37.24	V
10313.91	-51.98	10.40	13.30	-49.08	-13.00	36.08	V
13762.97	-47.64	13.29	14.70	-46.23	-13.00	33.23	V
5020.31	-58.42	5.51	10.54	-53.39	-25.00	28.39	H
7530.47	-55.21	7.72	12.38	-50.55	-25.00	25.55	H
15042.66	-47.04	14.71	14.10	-47.65	-25.00	22.65	H

**LTE ULCA 4A-7A, QPSK, Channel 20175+21100**

Frequency (MHz)	P <sub>Mea</sub> (dBm)	P <sub>pl</sub> (dB)	AntennaGain (dBi)	Peak EIRP (dBm)	Limit (dBm)	Margin (dB)	Polorization
8662.97	-55.82	8.56	13.40	-50.98	-13.00	37.98	V
10402.50	-51.18	10.63	13.30	-48.51	-13.00	35.51	H
13846.41	-47.44	13.08	14.70	-45.82	-13.00	32.82	H
7596.09	-56.55	7.56	12.30	-51.81	-25.00	26.81	H
10134.84	-53.64	8.95	13.23	-49.36	-25.00	24.36	H
15214.69	-45.16	15.69	13.99	-46.86	-25.00	21.86	V

**LTE ULCA 4A-7A, QPSK, Channel 20300+21350**

Frequency (MHz)	P <sub>Mea</sub> (dBm)	P <sub>pl</sub> (dB)	AntennaGain (dBi)	Peak EIRP (dBm)	Limit (dBm)	Margin (dB)	Polorization
12211.41	-48.38	12.17	13.22	-47.33	-13.00	34.33	V
13955.16	-45.91	14.66	14.64	-45.93	-13.00	32.93	H
15728.44	-43.07	16.59	13.37	-46.29	-13.00	33.29	H
5119.69	-59.99	5.30	10.57	-54.72	-25.00	29.72	H
7696.88	-57.72	6.70	12.40	-52.02	-25.00	27.02	V
12780.94	-48.30	13.48	13.50	-48.28	-25.00	23.28	V

**LTE ULCA 4A-5A, QPSK, Channel 20050+20450**

Frequency (MHz)	P <sub>Mea</sub> (dBm)	P <sub>pl</sub> (dB)	AntennaGain (dBi)	Correction	Peak ERP /EIPR(dBm)	Limit (dBm)	Margin (dB)	Polorization
5160.00	-41.61	5.48	10.54	0.00	-36.55	-13.00	23.55	V
10313.44	-51.04	10.41	13.30	0.00	-48.15	-13.00	35.15	H
13780.78	-47.52	13.00	14.70	0.00	-45.82	-13.00	32.82	H
1662.50	-43.31	2.94	6.34	2.15	-42.06	-13.00	29.06	H
2466.50	-35.60	4.32	5.83	2.15	-36.24	-13.00	23.24	H
8292.19	-53.84	7.60	12.89	2.15	-50.70	-13.00	37.70	V

**LTE ULCA 4A-5A, QPSK, Channel 20175+20525**

Frequency (MHz)	P <sub>Mea</sub> (dBm)	P <sub>pl</sub> (dB)	AntennaGain (dBi)	Correction	Peak ERP /EIPR(dBm)	Limit (dBm)	Margin (dB)	Polorization
3465.00	-50.75	3.82	8.24	0.00	-46.33	-13.00	33.33	V
5197.50	-40.81	5.71	10.50	0.00	-36.02	-13.00	23.02	V
13844.06	-45.61	13.08	14.70	0.00	-43.99	-13.00	30.99	H
1664.00	-43.76	2.91	6.34	2.15	-42.48	-13.00	29.48	V
2528.00	-35.48	4.33	5.80	2.15	-36.16	-13.00	23.16	V
7523.44	-53.21	7.71	12.37	2.15	-50.70	-13.00	37.70	V

**LTE ULCA 4A-5A, QPSK, Channel 20300+20600**

Frequency (MHz)	P <sub>Mea</sub> (dBm)	P <sub>pl</sub> (dB)	AntennaGain (dBi)	Correction	Peak ERP /EIPR(dBm)	Limit (dBm)	Margin (dB)	Polorization
5235.47	-41.96	4.70	10.41	0.00	-36.25	-13.00	23.25	V
10452.19	-50.45	10.34	13.25	0.00	-47.54	-13.00	34.54	V
13976.25	-45.07	14.52	14.62	0.00	-44.97	-13.00	31.97	H
1710.50	-40.31	2.70	5.88	2.15	-39.28	-13.00	26.28	H
2517.00	-35.33	4.30	5.80	2.15	-35.98	-13.00	22.98	V
7612.03	-54.08	6.60	12.30	2.15	-50.53	-13.00	37.53	V

**LTE ULCA 4A-12A, QPSK, Channel 20050+23060**

Frequency (MHz)	P <sub>Mea</sub> (dBm)	P <sub>pl</sub> (dB)	AntennaGain (dBi)	Correction	Peak ERP /EIPR(dBm)	Limit (dBm)	Margin (dB)	Polorization
5160.00	-38.86	5.48	10.54	0.00	-33.80	-13.00	20.80	V
10340.62	-49.73	10.82	13.30	0.00	-47.25	-13.00	34.25	H
13766.72	-45.82	13.31	14.70	0.00	-44.43	-13.00	31.43	H
1388.00	-44.88	1.84	4.16	2.15	-44.71	-13.00	31.71	V
2123.00	-22.07	3.72	5.19	2.15	-22.75	-13.00	9.75	V
2799.00	-33.21	4.91	7.20	2.15	-33.07	-13.00	20.07	V

**LTE ULCA 4A-12A, QPSK, Channel 20175+23095**

Frequency (MHz)	P <sub>Mea</sub> (dBm)	P <sub>pl</sub> (dB)	AntennaGain (dBi)	Correction	Peak ERP /EIPR(dBm)	Limit (dBm)	Margin (dB)	Polorization
3465.00	-48.63	3.82	8.24	0.00	-44.21	-13.00	31.21	V
5197.50	-42.38	5.71	10.50	0.00	-37.59	-13.00	24.59	V
13843.12	-46.04	13.08	14.70	0.00	-44.42	-13.00	31.42	H
1422.00	-44.91	2.22	5.06	2.15	-44.22	-13.00	31.22	H
2134.50	-21.51	3.69	5.24	2.15	-22.11	-13.00	9.11	V
2840.00	-33.75	5.04	7.29	2.15	-33.65	-13.00	20.65	V

**LTE ULCA 4A-12A, QPSK, Channel 20300+23130**

Frequency (MHz)	P <sub>Mea</sub> (dBm)	P <sub>pl</sub> (dB)	AntennaGain (dBi)	Correction	Peak ERP /EIPR(dBm)	Limit (dBm)	Margin (dB)	Polorization
5235.47	-46.65	4.70	10.41	0.00	-40.94	-13.00	27.94	H
10457.34	-50.41	10.35	13.24	0.00	-47.52	-13.00	34.52	H
12195.94	-47.85	12.18	13.20	0.00	-46.83	-13.00	33.83	H
1408.00	-45.22	1.93	4.90	2.15	-44.40	-13.00	31.40	V
2152.50	-33.17	3.70	5.62	2.15	-33.40	-13.00	20.40	H
2854.50	-34.05	5.06	7.14	2.15	-34.12	-13.00	21.12	H

**LTE ULCA 5A-7A, QPSK, Channel 20450+20850**

Frequency (MHz)	P <sub>Mea</sub> (dBm)	P <sub>pl</sub> (dB)	AntennaGain (dBi)	Correction	Peak ERP /EIPR(dBm)	Limit (dBm)	Margin (dB)	Polorization
1663.00	-43.72	2.93	6.34	2.15	-42.46	-13.00	29.46	V
2581.00	-38.44	4.42	5.80	2.15	-37.67	-13.00	24.67	H
7444.22	-52.29	7.84	12.19	2.15	-50.09	-13.00	37.09	H
5020.31	-57.32	5.51	10.54	0.00	-52.29	-25.00	27.29	H
7530.00	-45.74	7.72	12.38	0.00	-41.08	-25.00	16.08	V
12532.03	-48.24	12.40	13.60	0.00	-47.04	-25.00	22.04	H

**LTE ULCA 5A-7A, QPSK, Channel 20525+21100**

Frequency (MHz)	P <sub>Mea</sub> (dBm)	P <sub>pl</sub> (dB)	AntennaGain (dBi)	Correction	Peak ERP /EIPR(dBm)	Limit (dBm)	Margin (dB)	Polorization
1697.00	-43.58	2.92	6.30	2.15	-42.35	-13.00	29.35	V
2534.00	-39.14	4.35	5.80	2.15	-38.38	-13.00	25.38	V
8354.53	-52.67	8.26	13.00	2.15	-50.08	-13.00	37.08	H
7605.47	-45.42	7.58	12.30	0.00	-40.70	-25.00	15.70	H
10140.47	-50.62	9.74	13.24	0.00	-47.12	-25.00	22.12	H
12654.38	-50.10	11.60	13.55	0.00	-48.15	-25.00	23.15	V

**LTE ULCA 5A-7A, QPSK, Channel 20600+21350**

Frequency (MHz)	P <sub>Mea</sub> (dBm)	P <sub>pl</sub> (dB)	AntennaGain (dBi)	Correction	Peak ERP /EIPR(dBm)	Limit (dBm)	Margin (dB)	Polorization
1695.50	-43.76	2.93	6.30	2.15	-42.54	-13.00	29.54	V
2600.00	-38.16	4.54	5.91	2.15	-37.38	-13.00	24.38	H
7580.62	-53.26	7.54	12.32	2.15	-50.63	-13.00	37.63	V
7680.47	-44.28	7.06	12.38	0.00	-38.96	-25.00	13.96	H
10238.44	-51.70	11.02	13.30	0.00	-49.42	-25.00	24.42	V
15362.81	-44.63	15.40	13.84	0.00	-46.19	-25.00	21.19	H

**LTE ULCA 5A-66A, QPSK, Channel 20450+132072**

Frequency (MHz)	P <sub>Mea</sub> (dBm)	P <sub>pl</sub> (dB)	AntennaGain (dBi)	Correction	Peak ERP /EIPR(dBm)	Limit (dBm)	Margin (dB)	Polorization
1678.00	-56.45	2.67	6.32	2.15	-54.95	-13.00	41.95	V
2487.00	-47.69	4.48	5.81	2.15	-48.51	-13.00	35.51	H
5784.84	-67.40	5.69	10.90	2.15	-64.34	-13.00	51.34	V
5160.00	-54.79	5.48	10.54	0.00	-49.73	-13.00	36.73	V
6866.25	-67.28	6.50	11.57	0.00	-62.21	-13.00	49.21	V
8581.88	-65.78	8.13	13.20	0.00	-60.71	-13.00	47.71	V

**LTE ULCA 5A-66A, QPSK, Channel 20525+132322**

Frequency (MHz)	P <sub>Mea</sub> (dBm)	P <sub>pl</sub> (dB)	AntennaGain (dBi)	Correction	Peak ERP /EIPR(dBm)	Limit (dBm)	Margin (dB)	Polorization
1697.00	-43.58	2.92	6.30	2.15	-42.35	-13.00	29.35	H
2537.00	-49.50	4.35	5.80	2.15	-48.80	-13.00	35.80	V
5853.75	-57.63	5.60	10.85	2.15	-54.53	-13.00	41.53	V
3489.84	-62.46	2.86	8.21	0.00	-57.11	-13.00	44.11	H
5235.47	-54.14	4.70	10.41	0.00	-48.43	-13.00	35.43	V
12191.72	-58.24	12.19	13.19	0.00	-57.24	-13.00	44.24	H

**LTE ULCA 5A-66A, QPSK, Channel 20600+132572**

Frequency (MHz)	P <sub>Mea</sub> (dBm)	P <sub>pl</sub> (dB)	AntennaGain (dBi)	Correction	Peak ERP /EIPR(dBm)	Limit (dBm)	Margin (dB)	Polorization
1706.50	-55.21	2.84	5.90	2.15	-54.30	-13.00	41.30	V
2554.00	-47.73	4.56	5.91	2.15	-48.53	-13.00	35.53	H
5900.16	-67.27	6.23	10.90	2.15	-64.75	-13.00	51.75	H
5310.00	-54.07	5.07	10.54	0.00	-48.60	-13.00	35.60	H
8869.22	-66.05	8.02	13.40	0.00	-60.67	-13.00	47.67	H
10602.66	-63.53	9.10	13.30	0.00	-59.33	-13.00	46.33	V

**LTE ULCA 12A-66A, QPSK, Channel 23060+132072**

Frequency (MHz)	P <sub>Mea</sub> (dBm)	P <sub>pl</sub> (dB)	AntennaGain (dBi)	Correction	Peak ERP /EIPR(dBm)	Limit (dBm)	Margin (dB)	Polorization
1432.00	-57.98	1.91	5.18	2.15	-56.86	-13.00	43.86	H
2126.50	-42.56	3.71	5.21	2.15	-43.21	-13.00	30.21	V
2814.00	-46.16	5.18	7.26	2.15	-46.23	-13.00	33.23	V
6892.03	-67.16	6.48	11.59	0.00	-62.05	-13.00	49.05	V
8579.06	-65.51	8.12	13.20	0.00	-60.43	-13.00	47.43	H
10336.88	-61.85	10.22	13.30	0.00	-58.77	-13.00	45.77	V

**LTE ULCA 12A-66A, QPSK, Channel 23095+132322**

Frequency (MHz)	P <sub>Mea</sub> (dBm)	P <sub>pl</sub> (dB)	AntennaGain (dBi)	Correction	Peak ERP /EIPR(dBm)	Limit (dBm)	Margin (dB)	Polorization
1433.50	-57.93	1.92	5.20	2.15	-56.80	-13.00	43.80	H
2137.50	-43.36	3.69	5.25	2.15	-43.95	-13.00	30.95	V
2820.50	-46.16	5.14	7.27	2.15	-46.18	-13.00	33.18	V
6998.91	-65.48	7.81	11.60	0.00	-61.69	-13.00	48.69	H
8733.75	-65.58	8.44	13.32	0.00	-60.70	-13.00	47.70	H
10445.16	-61.01	10.34	13.25	0.00	-58.10	-13.00	45.10	V

**LTE ULCA 12A-66A, QPSK, Channel 23130+132572**

Frequency (MHz)	P <sub>Mea</sub> (dBm)	P <sub>pl</sub> (dB)	AntennaGain (dBi)	Correction	Peak ERP /EIPR(dBm)	Limit (dBm)	Margin (dB)	Polorization
1436.50	-58.06	1.95	5.24	2.15	-56.92	-13.00	43.92	H
2144.00	-50.29	3.71	5.28	2.15	-50.87	-13.00	37.87	V
2840.50	-46.28	5.04	7.29	2.15	-46.18	-13.00	33.18	V
3540.00	-65.33	3.28	8.29	0.00	-60.32	-13.00	47.32	V
8856.56	-65.99	8.00	13.40	0.00	-60.59	-13.00	47.59	V
10612.97	-63.56	9.19	13.29	0.00	-59.46	-13.00	46.46	V

Note: Peak EIRP (dBm) = P<sub>Mea</sub>(dBm) - Path Loss(dB) + Antenna Gain(dBi)

Note: Expanded measurement uncertainty is U = 5.76 dB, k = 2.

## **A.3 Frequency Stability**

### **A.3.1 Method of Measurement**

Frequency stability is a measure of the frequency drift due to temperature and supply voltage variations, with reference to the frequency measured at +20 °C and rated supply voltage. Two reference points are established at the applicable unwanted emissions limit using a RBW equal to the RBW required by the unwanted emissions specification of the applicable regulatory standard. These reference points measured using the lowest and highest channel of operation shall be identified as  $F_L$  and  $F_H$  respectively.

In order to measure the carrier frequency under the condition of AFC lock, it is necessary to make measurements with the EUT in a “call mode”. This is accomplished with the use of CMW500.

1. Measure the carrier frequency at room temperature.
2. Subject the EUT to overnight soak at -30°C.
3. With the EUT, powered via nominal voltage, connected to the CMW500, and in a simulated call on middle channel for each LTE band, measure the carrier frequency. These measurements should be made within 2 minutes of Powering up the EUT, to prevent significant self-warming.
4. Repeat the above measurements at 10°C increments from -30°C to +50°C. Allow at least 1.5 hours at each temperature, unpowered, before making measurements.
5. Re-measure carrier frequency at room temperature with nominal voltage. Vary supply voltage from minimum voltage to maximum voltage, in 0.1Volt increments re-measuring carrier frequency at each voltage. Pause at nominal voltage for 1.5 hours unpowered, to allow any self-heating to stabilize, before continuing.
6. Subject the EUT to overnight soak at +50°C.
7. With the EUT, powered via nominal voltage, connected to the CMW500 and in a simulated call on the center channel, measure the carrier frequency. These measurements should be made within 2 minutes of Powering up the EUT, to prevent significant self-warming.
8. Repeat the above measurements at 10 °C decrements from +50°C to -30°C. Allow at least 1.5 hours at each temperature, unpowered, before making measurements.
9. At all temperature levels hold the temperature to +/- 0.5°C during the measurement procedure.

The frequency stability shall be sufficient to ensure that the fundamental emission stays within the authorized frequency block. As this transceiver is considered "Hand carried, battery powered equipment" Section 2.1055(d)(2) applies. This requires that the lower voltage for frequency stability testing be specified by the manufacturer. This transceiver is specified to operate with an input voltage of the lower, higher and nominal voltage. Operation above or below these voltage limits is prohibited by transceiver software in order to prevent improper operation as well as to protect components from overstress.



### A.3.2 Measurement results

#### LTE Band 7, 20MHz bandwidth QPSK (worst case of all bandwidths)

##### Frequency Error vs Temperature

Temperature(°C)	Voltage(V)	F <sub>L</sub> (MHz)	F <sub>H</sub> (MHz)	Offset(Hz)	Frequency error(ppm)
20	3.85	2500.641	2569.391		
50				10.24	0.0040
40				-13.07	0.0052
30				10.54	0.0042
10				9.70	0.0038
0				11.42	0.0045
-10				-0.10	0.0000
-20				1.27	0.0005
-30				0.64	0.0003

##### Frequency Error vs Voltage

Voltage(V)	Temperature(°C)	F <sub>L</sub> (MHz)	F <sub>H</sub> (MHz)	Offset(Hz)	Frequency error(ppm)
3.6	20	2500.641	2569.391	10.44	0.0041
4.4				1.30	0.0005

#### LTE Band 12, 10MHz bandwidth QPSK (worst case of all bandwidths)

##### Frequency Error vs Temperature

Temperature(°C)	Voltage(V)	F <sub>L</sub> (MHz)	F <sub>H</sub> (MHz)	Offset(Hz)	Frequency error(ppm)
20	3.85	699.481	715.519		
50				-0.66	0.0009
40				-0.90	0.0013
30				-1.34	0.0019
10				3.91	0.0055
0				3.93	0.0056
-10				0.04	0.0001
-20				4.75	0.0067
-30				-0.34	0.0005

##### Frequency Error vs Voltage

Voltage(V)	Temperature(°C)	F <sub>L</sub> (MHz)	F <sub>H</sub> (MHz)	Offset(Hz)	Frequency error(ppm)
3.6	20	699.481	715.519	-1.34	0.0019
4.4				5.18	0.0073

**LTE Band 25, 20MHz bandwidth QPSK (worst case of all bandwidths)**
**Frequency Error vs Temperature**

Temperature(°C)	Voltage(V)	F <sub>L</sub> (MHz)	F <sub>H</sub> (MHz)	Offset(Hz)	Frequency error(ppm)
20	3.85	1850.833	1914.199		
50				-9.77	0.0052
40				-8.97	0.0048
30				-10.57	0.0056
10				-9.80	0.0052
0				-11.39	0.0061
-10				-8.54	0.0045
-20				-10.67	0.0057
-30				-9.58	0.0051

**Frequency Error vs Voltage**

Voltage(V)	Temperature(°C)	F <sub>L</sub> (MHz)	F <sub>H</sub> (MHz)	Offset(Hz)	Frequency error(ppm)
3.6	20	1850.833	1914.199	-8.38	0.0045
4.4				-8.68	0.0046

**LTE Band 26(814MHz~824MHz), 10MHz bandwidth QPSK (worst case of all bandwidths)**
**Frequency Error vs Temperature**

Temperature(°C)	Voltage(V)	F <sub>L</sub> (MHz)	F <sub>H</sub> (MHz)	Offset(Hz)	Frequency error(ppm)
20	3.85	814.389	823.611		
50				6.47	0.0079
40				5.51	0.0067
30				6.07	0.0074
10				6.39	0.0078
0				6.21	0.0076
-10				7.00	0.0085
-20				4.16	0.0051
-30				4.99	0.0061

**Frequency Error vs Voltage**

Voltage(V)	Temperature(°C)	F <sub>L</sub> (MHz)	F <sub>H</sub> (MHz)	Offset(Hz)	Frequency error(ppm)
3.6	20	814.389	823.611	4.91	0.0060
4.4				5.58	0.0068

**LTE Band 26(824MHz~849MHz), 15MHz bandwidth QPSK (worst case of all bandwidths)**
**Frequency Error vs Temperature**

Temperature(°C)	Voltage(V)	F <sub>L</sub> (MHz)	F <sub>H</sub> (MHz)	Offset(Hz)	Frequency error(ppm)
20	3.85	824.553	848.471		
50				-5.82	0.0070
40				0.43	0.0005
30				-5.99	0.0072
10				-5.04	0.0060
0				-4.85	0.0058
-10				-0.14	0.0002
-20				-5.28	0.0063
-30				-5.84	0.0070

**Frequency Error vs Voltage**

Voltage(V)	Temperature(°C)	F <sub>L</sub> (MHz)	F <sub>H</sub> (MHz)	Offset(Hz)	Frequency error(ppm)
3.6	20	824.553	848.471	-5.26	0.0063
4.4				-5.46	0.0065

**LTE Band 41, 20MHz bandwidth QPSK (worst case of all bandwidths)**
**Frequency Error vs Temperature**

Temperature(°C)	Voltage(V)	F <sub>L</sub> (MHz)	F <sub>H</sub> (MHz)	Offset(Hz)	Frequency error(ppm)
20	3.85	2496.481	2689.487		
50				-1.86	0.0007
40				-0.99	0.0004
30				10.54	0.0041
10				-0.90	0.0003
0				-1.50	0.0006
-10				-1.86	0.0007
-20				9.88	0.0038
-30				-0.47	0.0002

**Frequency Error vs Voltage**

Voltage(V)	Temperature(°C)	F <sub>L</sub> (MHz)	F <sub>H</sub> (MHz)	Offset(Hz)	Frequency error(ppm)
3.6	20	2496.481	2689.487	0.30	0.0001
4.4				-1.20	0.0005

**LTE Band 66, 20MHz bandwidth QPSK (worst case of all bandwidths)**
**Frequency Error vs Temperature**

Temperature(°C)	Voltage(V)	F <sub>L</sub> (MHz)	F <sub>H</sub> (MHz)	Offset(Hz)	Frequency error(ppm)
20	3.85	1710.833	1779.231		
50				0.56	0.0003
40				-0.54	0.0003
30				-0.39	0.0002
10				0.43	0.0002
0				-1.19	0.0007
-10				0.31	0.0002
-20				-0.96	0.0006
-30				-1.33	0.0008

**Frequency Error vs Voltage**

Voltage(V)	Temperature(°C)	F <sub>L</sub> (MHz)	F <sub>H</sub> (MHz)	Offset(Hz)	Frequency error(ppm)
3.6	20	1710.833	1779.231	0.72	0.0004
4.4				0.50	0.0003

**LTE CA band 7C, 20MHz+20MHz bandwidth QPSK(worst case of all bandwidths)**
**Frequency Error vs Voltage**

Temperature(°C)	Voltage(V)	FL(MHz)	FH(MHz)	Offset(Hz)	Frequency error(ppm)
20	3.85	2500.540	2569.480		
50				-0.13	0.0001
40				-0.59	0.0002
30				-1.92	0.0008
10				-1.77	0.0007
0				-1.80	0.0007
-10				-0.67	0.0003
-20				-2.28	0.0009
-30				-2.06	0.0008

**Frequency Error vs Voltage**

Voltage(V)	Temperature(°C)	FL(MHz)	FH(MHz)	Offset(Hz)	Frequency error(ppm)
3.6	20	2500.540	2569.480	-1.66	0.0007
4.4				-1.67	0.0007

**LTE CA band 38C, 20MHz+20MHz bandwidth QPSK(worst case of all bandwidths)**
**Frequency Error vs Voltage**

Temperature(°C)	Voltage(V)	FL(MHz)	FH(MHz)	Offset(Hz)	Frequency error(ppm)
20	3.85	2570.440	2619.540		
50				0.17	0.0001
40				0.64	0.0002
30				0.23	0.0001
10				-0.44	0.0002
0				1.06	0.0004
-10				0.22	0.0001
-20				0.39	0.0001
-30				-0.24	0.0001

**Frequency Error vs Voltage**

Voltage(V)	Temperature(°C)	FL(MHz)	FH(MHz)	Offset(Hz)	Frequency error(ppm)
3.6	20	2570.440	2619.540	-0.53	0.0002
4.4				0.79	0.0003

Note: Expanded measurement uncertainty is  $U = 0.01$  PPM,  $k = 2$ .

#### **A.4 Occupied Bandwidth**

Occupied bandwidth measurements are only provided for selected frequencies in order to reduce the amount of submitted data. Data were taken at the mid frequencies frequency. The table below lists the measured 99% BW. Spectrum analyzer plots are included on the following pages.

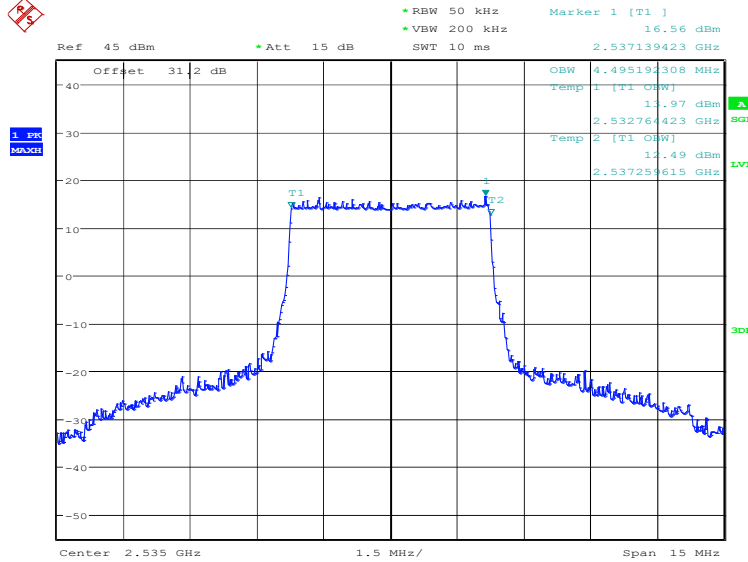
The measurement method is from ANSI C63.26:

- a) The spectrum analyzer center frequency is set to the nominal EUT channel center frequency. The frequency span for the spectrum analyzer shall be set wide enough to capture all modulation products including the emission skirts.
- b) The nominal IF filter 3 dB bandwidth (RBW) shall be in the range of 1% to 5% of the anticipated OBW, and the VBW shall be set  $\geq 3 \times$  RBW.
- c) Set the reference level of the instrument as required to prevent the signal amplitude from exceeding the maximum spectrum analyzer input mixer level for linear operation.
- d) Set the detection mode to peak, and the trace mode to max-hold.

**LTE band 7, 5MHz (99%)**

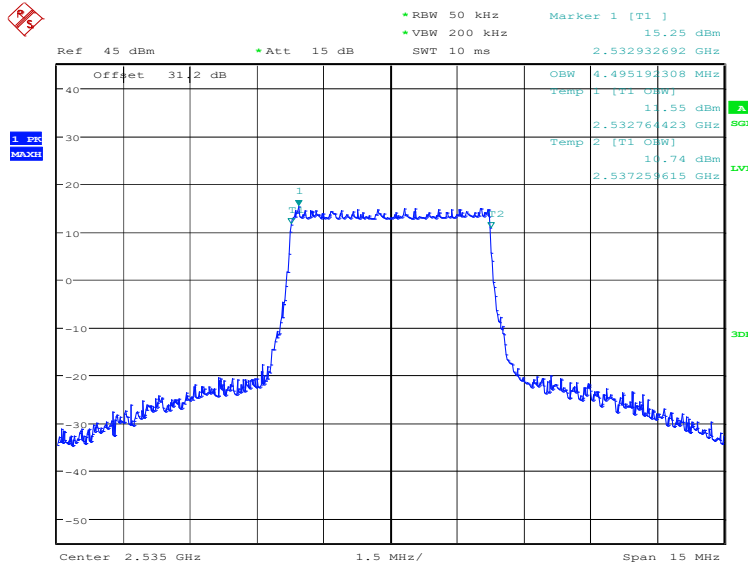
Frequency(MHz)	Occupied Bandwidth (99%)(kHz)	
2535.0	QPSK	16QAM
	4495.19	4495.19

**LTE band 7, 5MHz Bandwidth, QPSK (99% BW)**



Date: 11.DEC.2023 07:55:36

**LTE band 7, 5MHz Bandwidth, 16QAM (99% BW)**

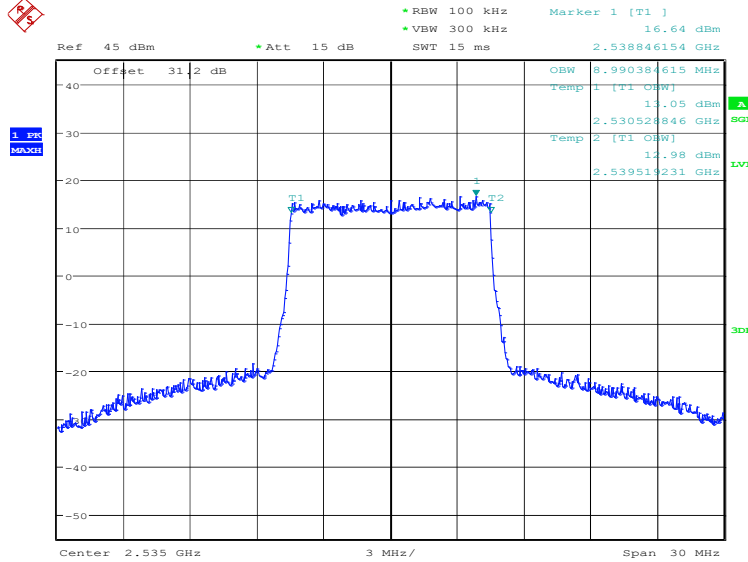


Date: 11.DEC.2023 07:56:16

**LTE band 7, 10MHz (99%)**

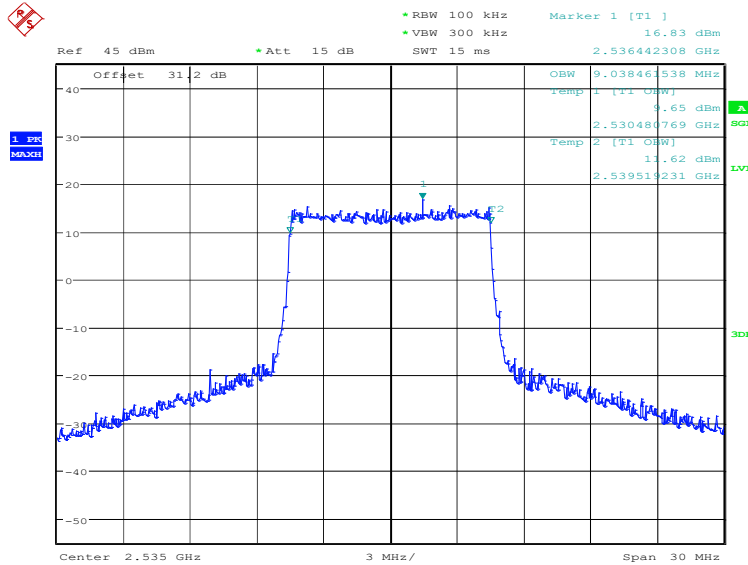
Frequency(MHz)	Occupied Bandwidth (99%)(kHz)	
2535.0	QPSK	16QAM
	8990.38	9038.46

**LTE band 7, 10MHz Bandwidth, QPSK (99% BW)**



Date: 11.DEC.2023 07:57:02

**LTE band 7, 10MHz Bandwidth, 16QAM (99% BW)**



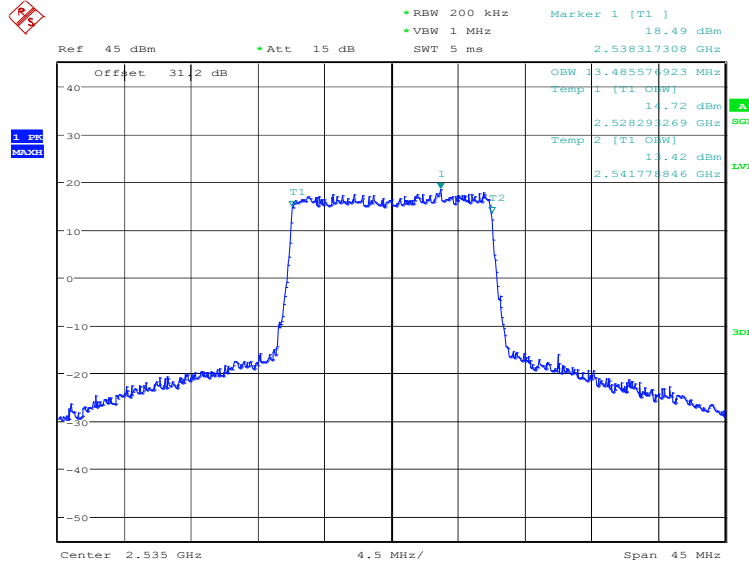
Date: 11.DEC.2023 07:57:42



**LTE band 7, 15MHz (99%)**

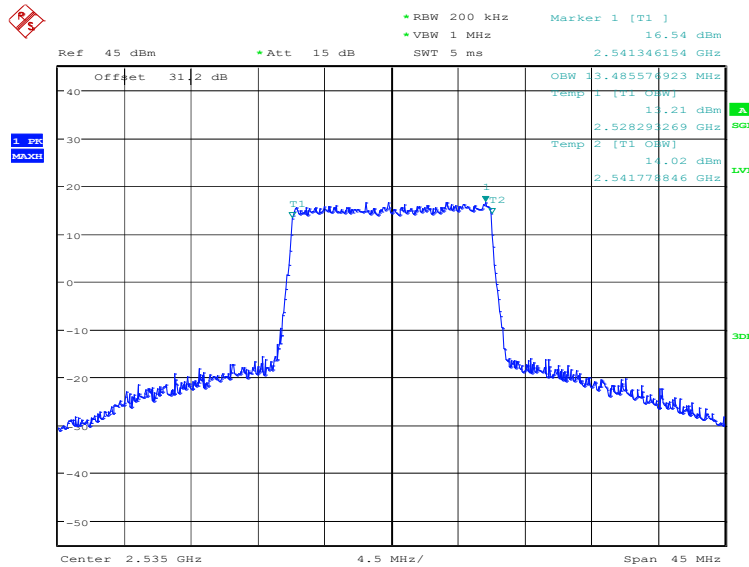
Frequency(MHz)	Occupied Bandwidth (99%)(kHz)	
2535.0	QPSK	16QAM
	13485.58	13485.58

**LTE band 7, 15MHz Bandwidth, QPSK (99% BW)**



Date: 11.DEC.2023 07:58:27

**LTE band 7, 15MHz Bandwidth, 16QAM (99% BW)**

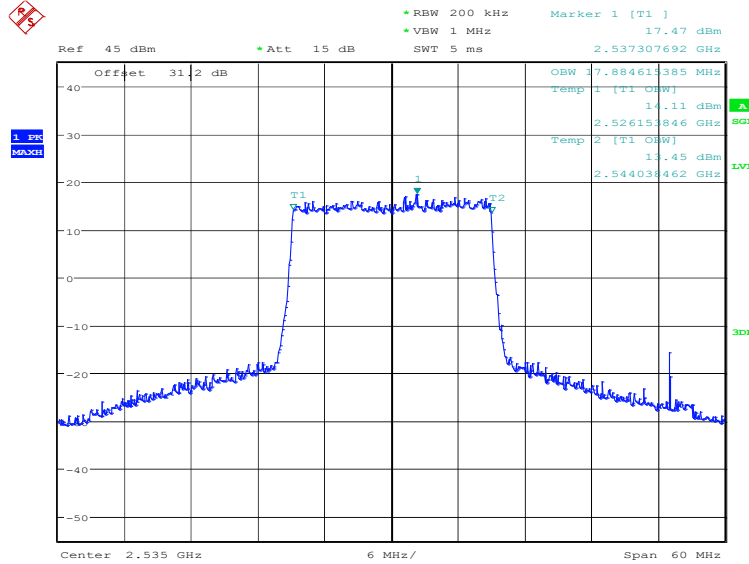


Date: 11.DEC.2023 07:59:06

### LTE band 7, 20MHz (99%)

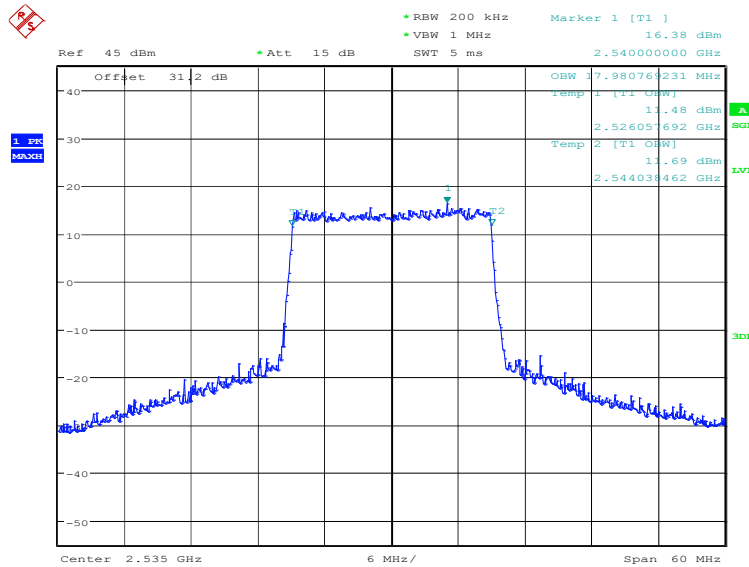
Frequency(MHz)	Occupied Bandwidth (99%)(kHz)	
2535.0	QPSK	16QAM
	17884.62	17980.77

### LTE band 7, 20MHz Bandwidth, QPSK (99% BW)



Date: 11.DEC.2023 07:59:51

### LTE band 7, 20MHz Bandwidth, 16QAM (99% BW)

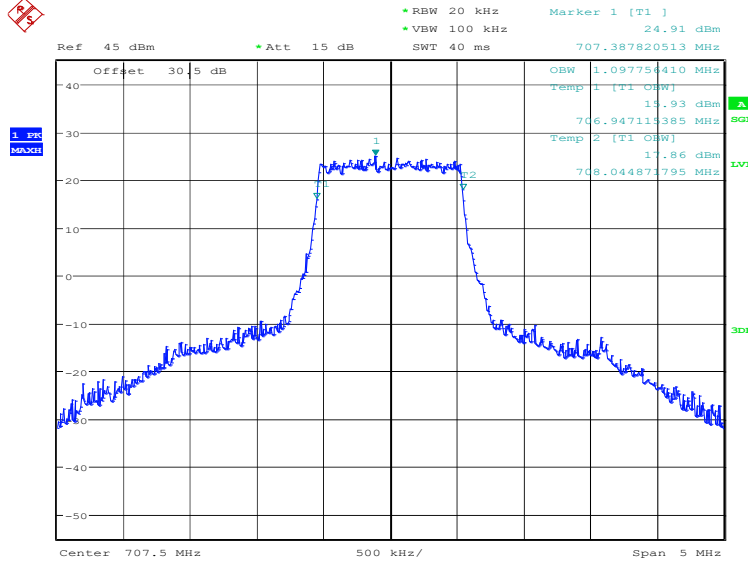


Date: 11.DEC.2023 08:00:31

**LTE band 12, 1.4MHz (99%)**

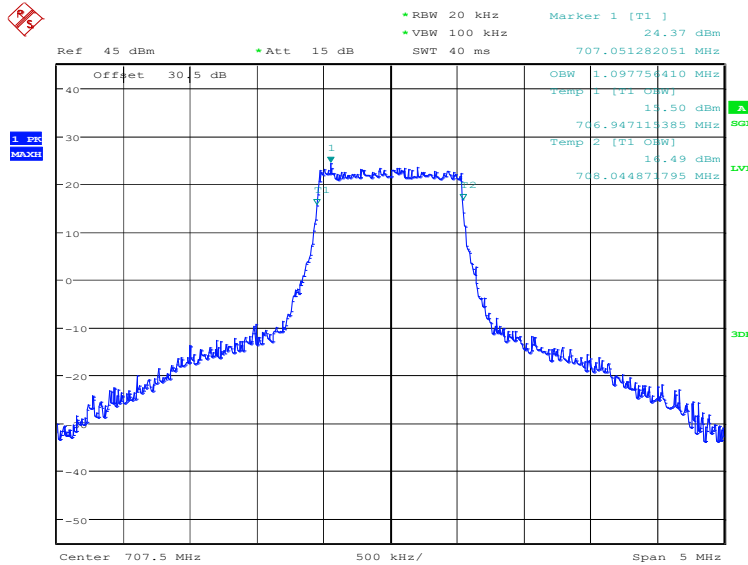
Frequency(MHz)	Occupied Bandwidth (99%)(kHz)	
707.5	QPSK	16QAM
	1097.76	1097.76

**LTE band 12, 1.4MHz Bandwidth, QPSK (99% BW)**



Date: 11.DEC.2023 10:15:16

**LTE band 12, 1.4MHz Bandwidth, 16QAM (99% BW)**

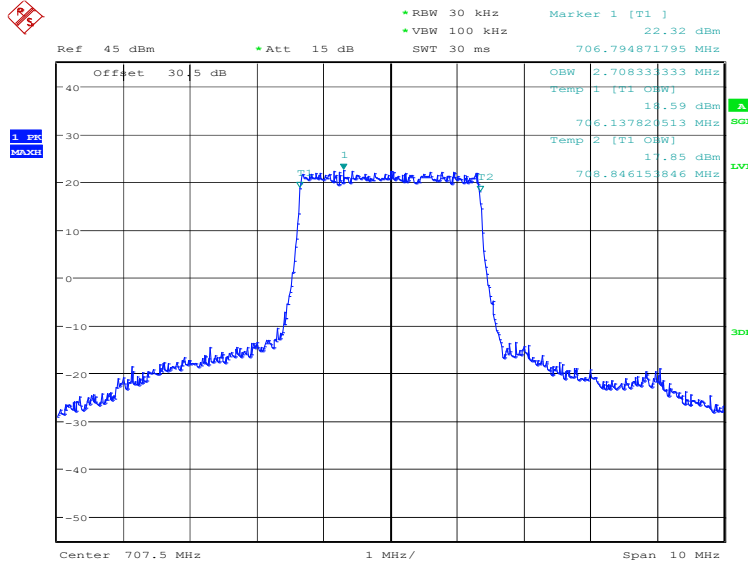


Date: 11.DEC.2023 10:15:56

**LTE band 12, 3MHz (99%)**

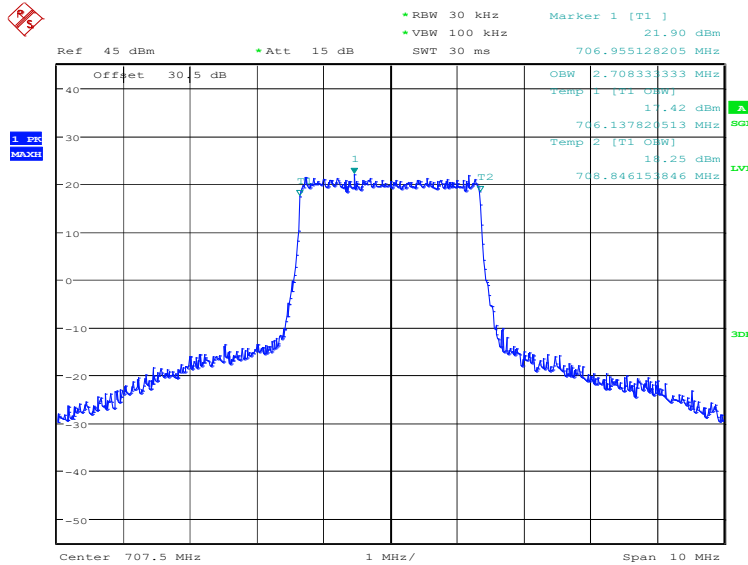
Frequency(MHz)	Occupied Bandwidth (99%)(kHz)	
707.5	QPSK	16QAM
	2708.33	2708.33

**LTE band 12, 3MHz Bandwidth, QPSK (99% BW)**



Date: 11.DEC.2023 10:16:40

**LTE band 12, 3MHz Bandwidth, 16QAM (99% BW)**

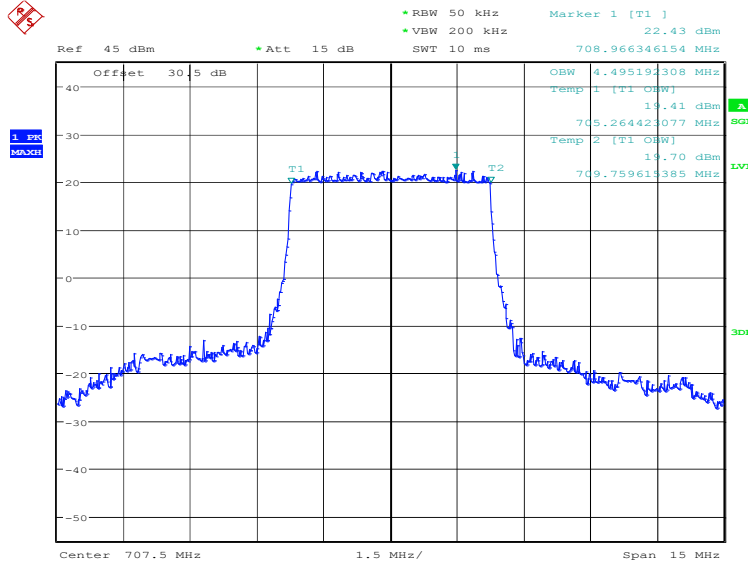


Date: 11.DEC.2023 10:17:20

**LTE band 12, 5MHz (99%)**

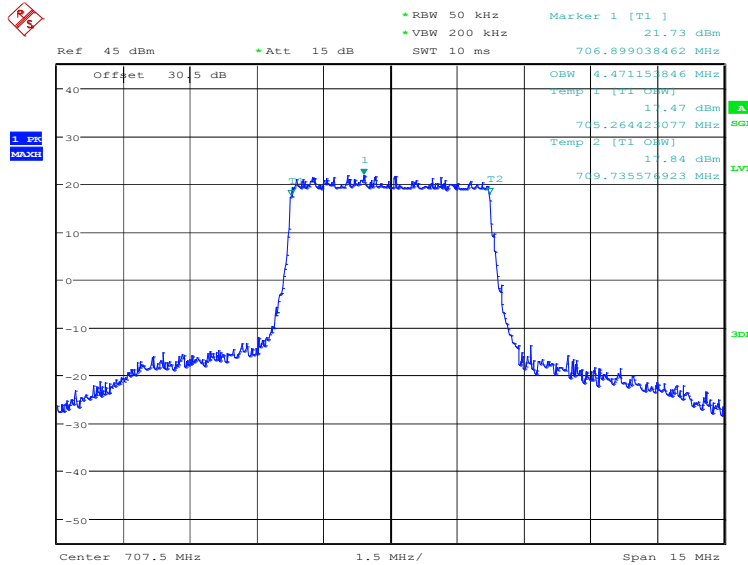
Frequency(MHz)	Occupied Bandwidth (99%)(kHz)	
707.5	QPSK	16QAM
	4495.19	4471.15

**LTE band 12, 5MHz Bandwidth, QPSK (99% BW)**



Date: 11.DEC.2023 10:18:05

**LTE band 12, 5MHz Bandwidth, 16QAM (99% BW)**

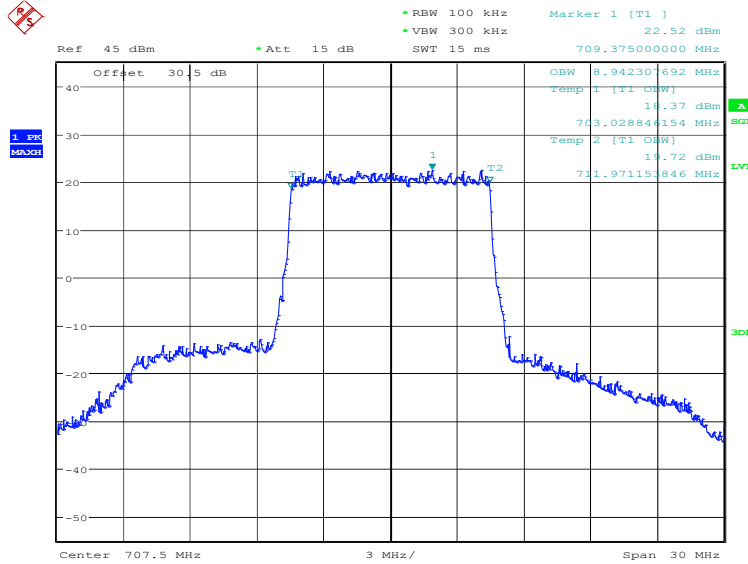


Date: 11.DEC.2023 10:18:45

**LTE band 12, 10MHz (99%)**

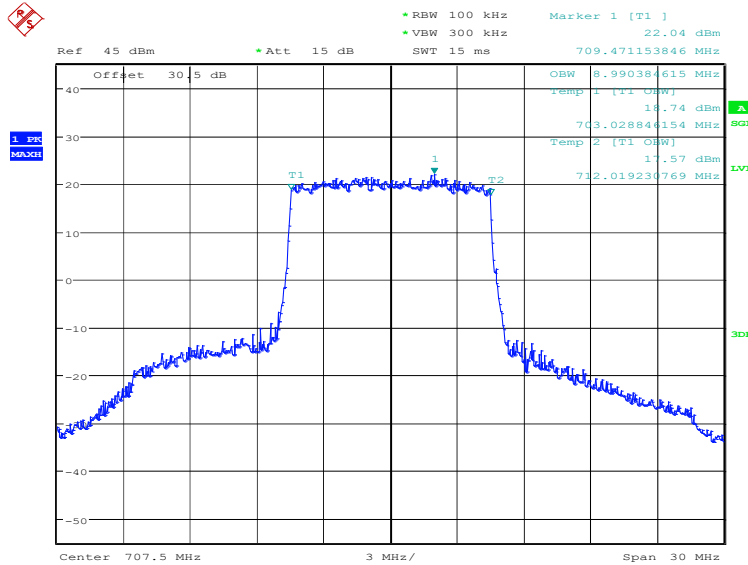
Frequency(MHz)	Occupied Bandwidth (99%)(kHz)	
707.5	QPSK	16QAM
	8942.31	8990.38

**LTE band 12, 10MHz Bandwidth, QPSK (99% BW)**



Date: 11.DEC.2023 10:19:40

**LTE band 12, 10MHz Bandwidth, 16QAM (99% BW)**

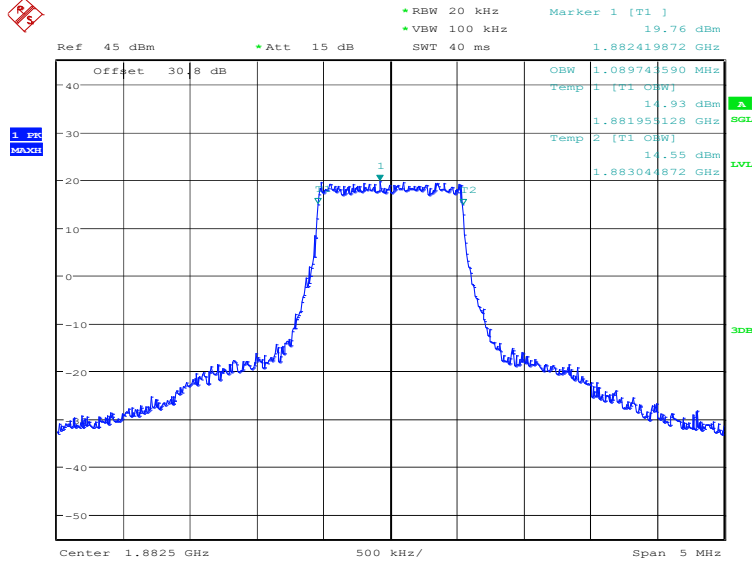


Date: 11.DEC.2023 10:20:20

### LTE band 25, 1.4MHz (99%)

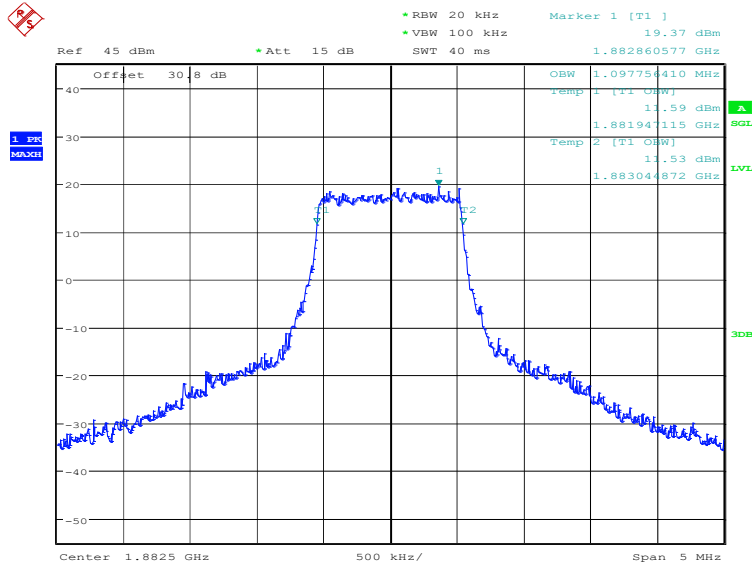
Frequency(MHz)	Occupied Bandwidth (99%)(kHz)	
1882.5	QPSK	16QAM
	1089.74	1097.76

### LTE band 25, 1.4MHz Bandwidth, QPSK (99% BW)



Date: 11.DEC.2023 08:01:20

### LTE band 25, 1.4MHz Bandwidth, 16QAM (99% BW)

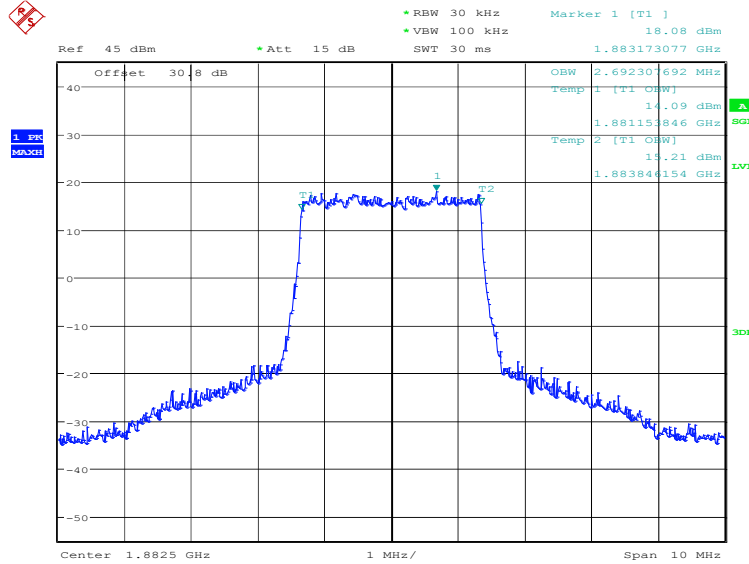


Date: 11.DEC.2023 08:02:00

**LTE band 25, 3MHz (99%)**

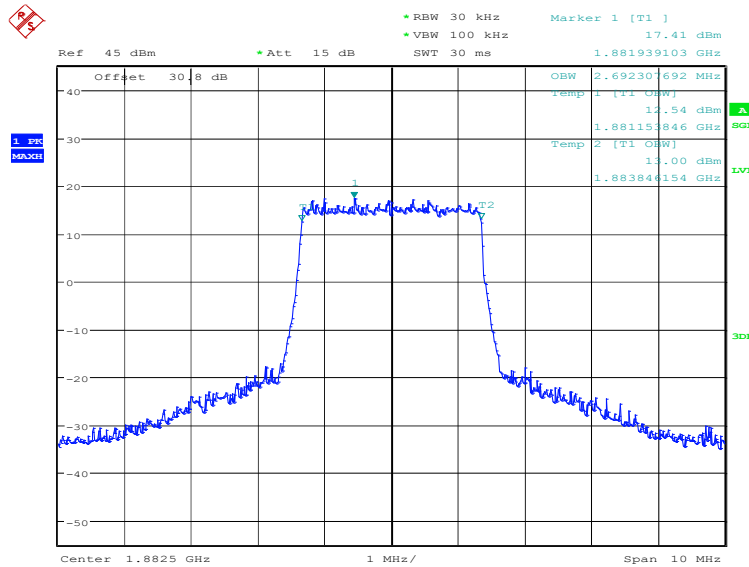
Frequency(MHz)	Occupied Bandwidth (99%)(kHz)	
1882.5	QPSK	16QAM
	2692.31	2692.31

**LTE band 25, 3MHz Bandwidth, QPSK (99% BW)**



Date: 11.DEC.2023 08:02:45

**LTE band 25, 3MHz Bandwidth, 16QAM (99% BW)**



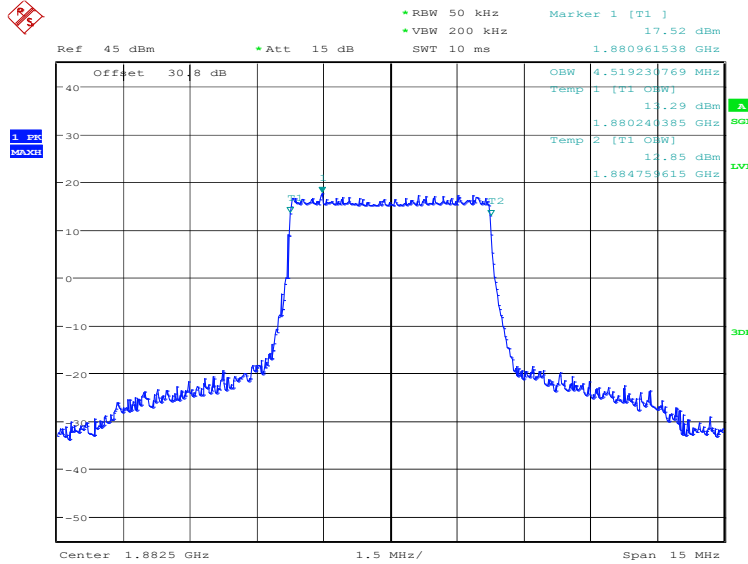
Date: 11.DEC.2023 08:03:25



**LTE band 25, 5MHz (99%)**

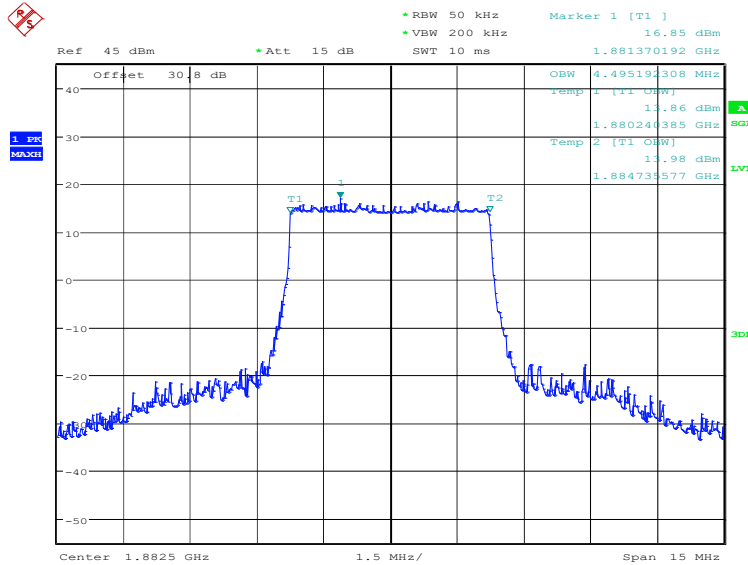
Frequency(MHz)	Occupied Bandwidth (99%)(kHz)	
1882.5	QPSK	16QAM
	4519.23	4495.19

**LTE band 25, 5MHz Bandwidth, QPSK (99% BW)**



Date: 11.DEC.2023 08:04:10

**LTE band 25, 5MHz Bandwidth, 16QAM (99% BW)**

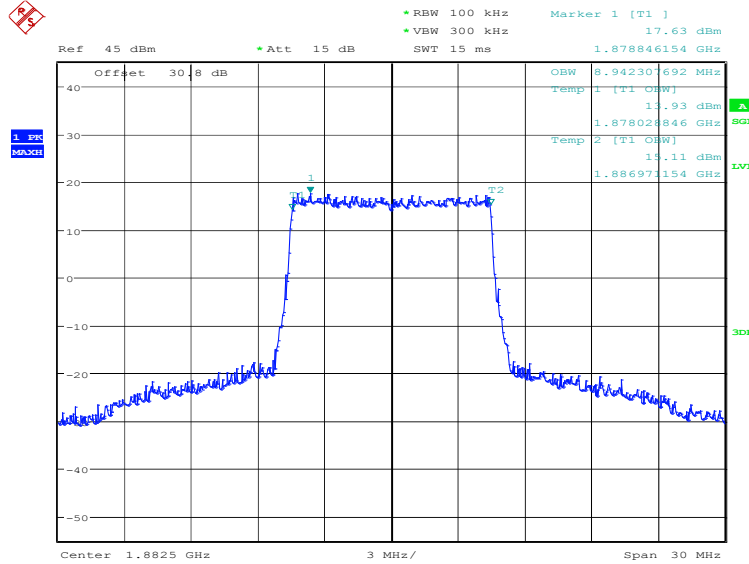


Date: 11.DEC.2023 08:04:50

**LTE band 25, 10MHz (99%)**

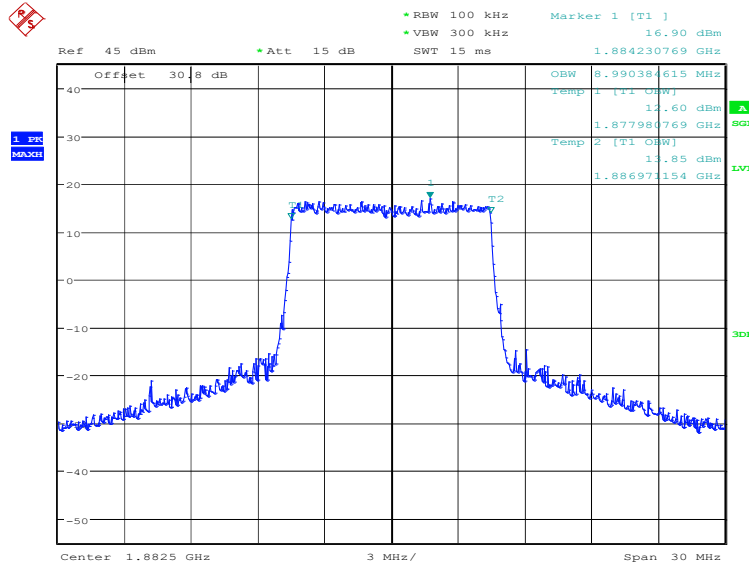
Frequency(MHz)	Occupied Bandwidth (99%)(kHz)	
1882.5	QPSK	16QAM
	8942.31	8990.38

**LTE band 25, 10MHz Bandwidth, QPSK (99% BW)**



Date: 11.DEC.2023 08:05:34

**LTE band 25, 10MHz Bandwidth, 16QAM (99% BW)**

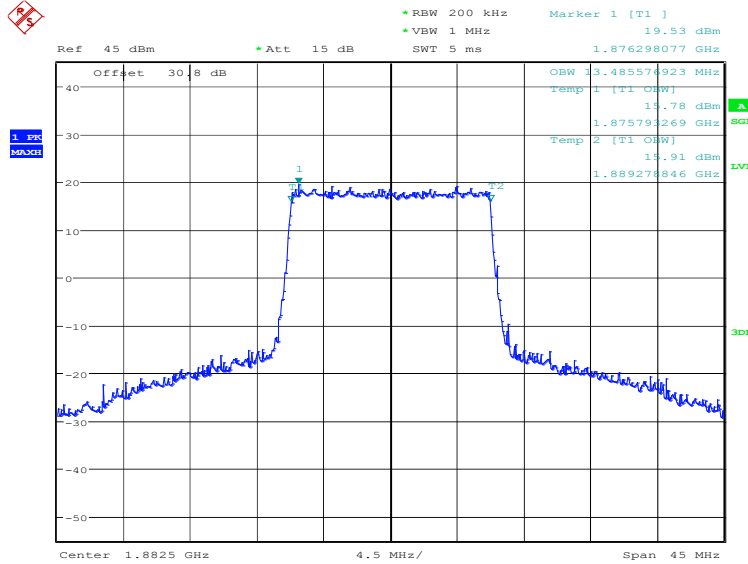


Date: 11.DEC.2023 08:06:14

**LTE band 25, 15MHz (99%)**

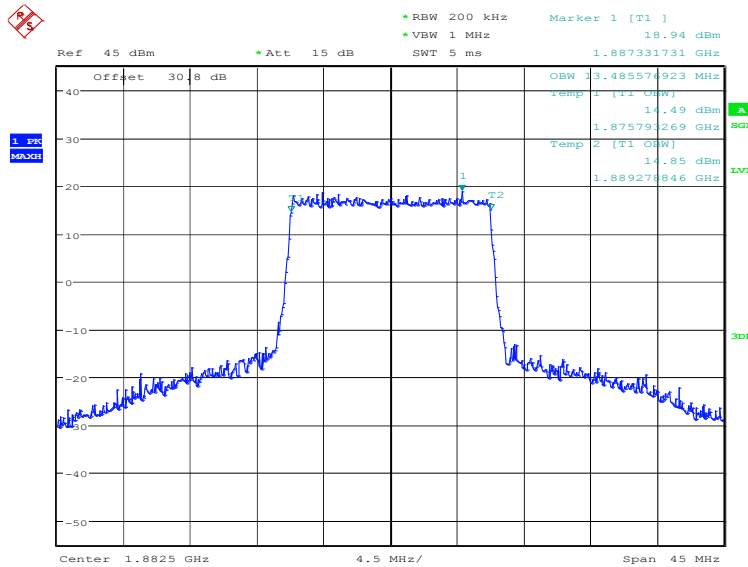
Frequency(MHz)	Occupied Bandwidth (99%)(kHz)	
1882.5	QPSK	16QAM
	13485.58	13485.58

**LTE band 25, 15MHz Bandwidth, QPSK (99% BW)**



Date: 11.DEC.2023 08:06:59

**LTE band 25, 15MHz Bandwidth, 16QAM (99% BW)**

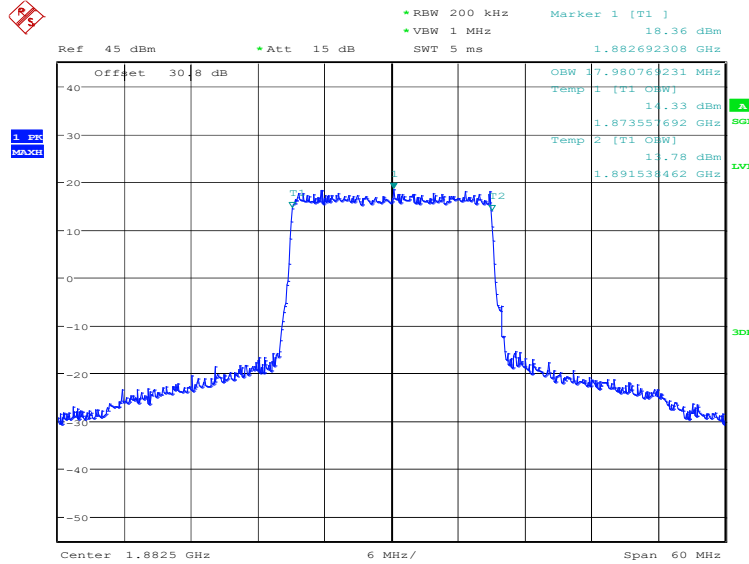


Date: 11.DEC.2023 08:07:39

### LTE band 25, 20MHz (99%)

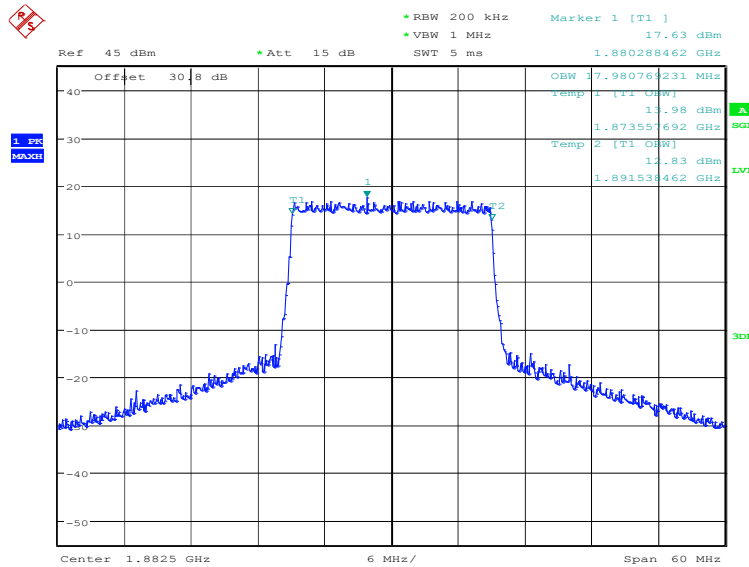
Frequency(MHz)	Occupied Bandwidth (99%)(kHz)	
1882.5	QPSK	16QAM
	17980.77	17980.77

### LTE band 25, 20MHz Bandwidth, QPSK (99% BW)



Date: 11.DEC.2023 08:08:24

### LTE band 25, 20MHz Bandwidth, 16QAM (99% BW)

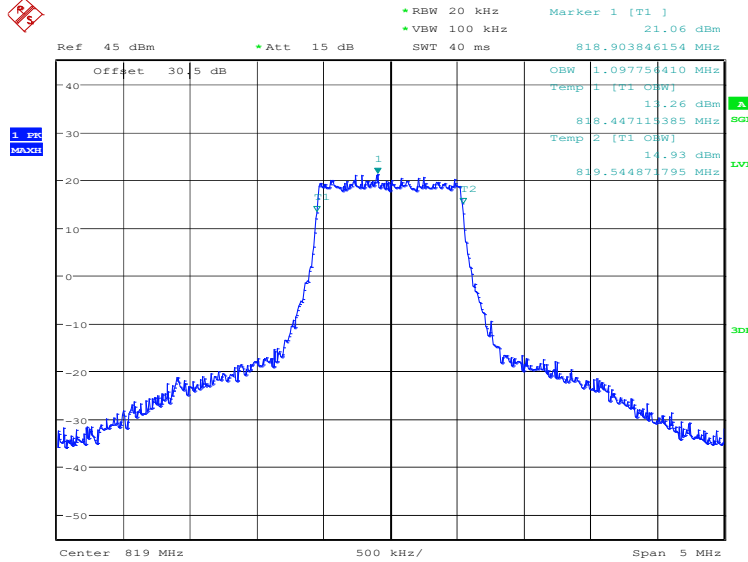


Date: 11.DEC.2023 08:09:04

**LTE band 26(814MHz~824MHz), 1.4MHz (99%)**

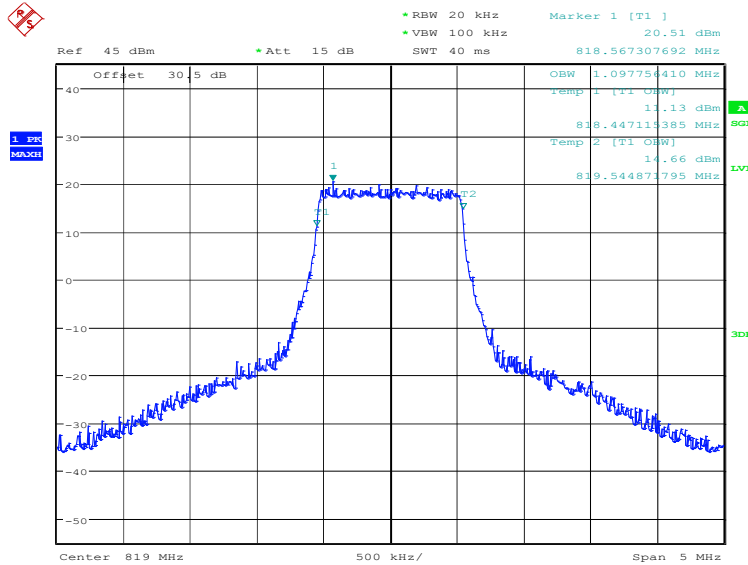
Frequency(MHz)	Occupied Bandwidth (99%)(kHz)	
819.0	QPSK	16QAM
	1097.76	1097.76

**LTE band 26(814MHz~824MHz), 1.4MHz Bandwidth, QPSK (99% BW)**



Date: 11.DEC.2023 10:28:52

**LTE band 26(814MHz~824MHz), 1.4MHz Bandwidth, 16QAM (99% BW)**

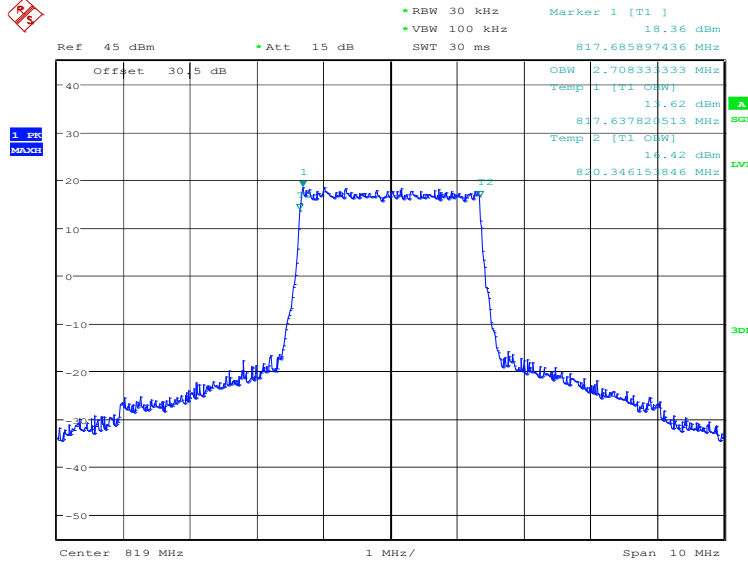


Date: 11.DEC.2023 10:29:31

**LTE band 26(814MHz~824MHz), 3MHz (99%)**

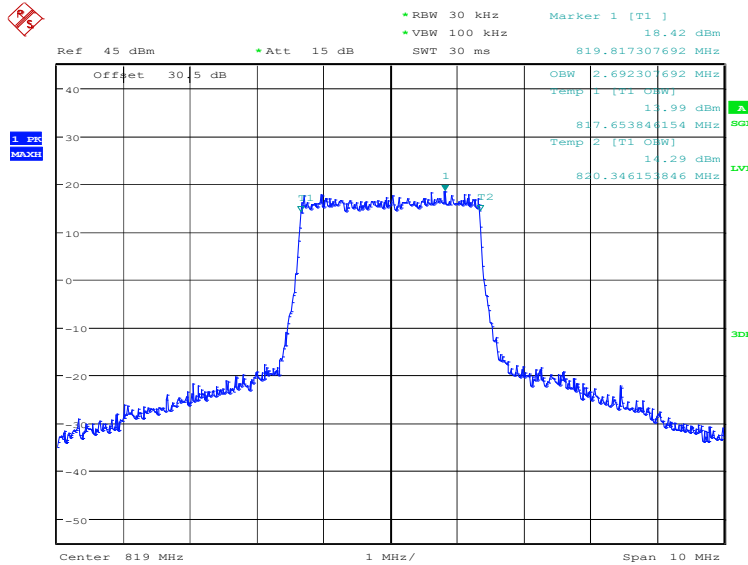
Frequency(MHz)	Occupied Bandwidth (99%)(kHz)	
819.0	QPSK	16QAM
	2708.33	2692.31

**LTE band 26(814MHz~824MHz), 3MHz Bandwidth, QPSK (99% BW)**



Date: 11.DEC.2023 10:30:16

**LTE band 26(814MHz~824MHz), 3MHz Bandwidth, 16QAM (99% BW)**

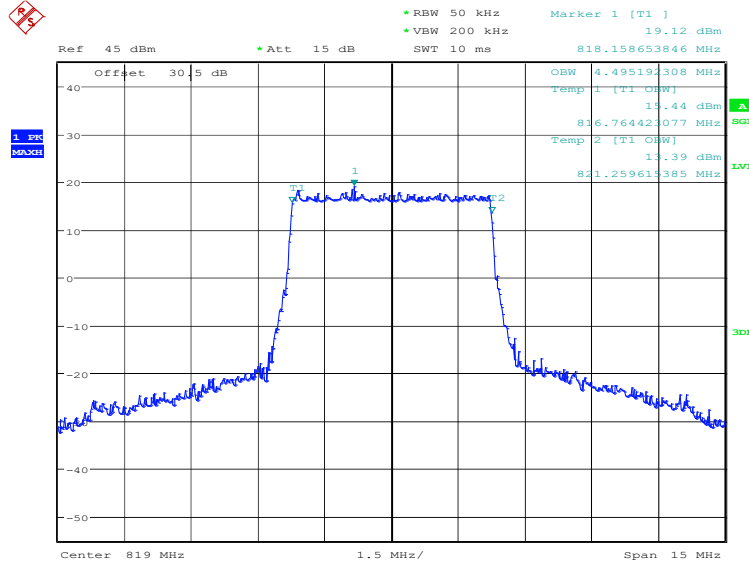


Date: 11.DEC.2023 10:30:56

**LTE band 26(814MHz~824MHz), 5MHz (99%)**

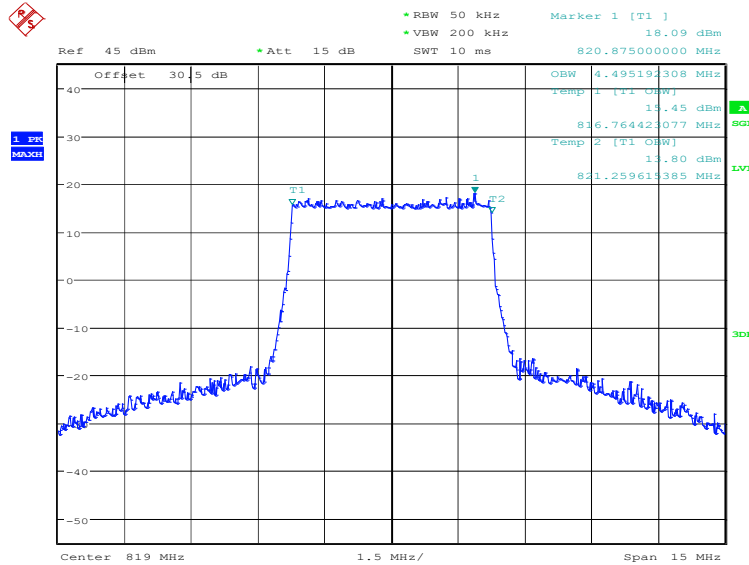
Frequency(MHz)	Occupied Bandwidth (99%)(kHz)	
819.0	QPSK	16QAM
	4495.19	4495.19

**LTE band 26(814MHz~824MHz), 5MHz Bandwidth, QPSK (99% BW)**



Date: 11.DEC.2023 10:31:41

**LTE band 26(814MHz~824MHz), 5MHz Bandwidth, 16QAM (99% BW)**

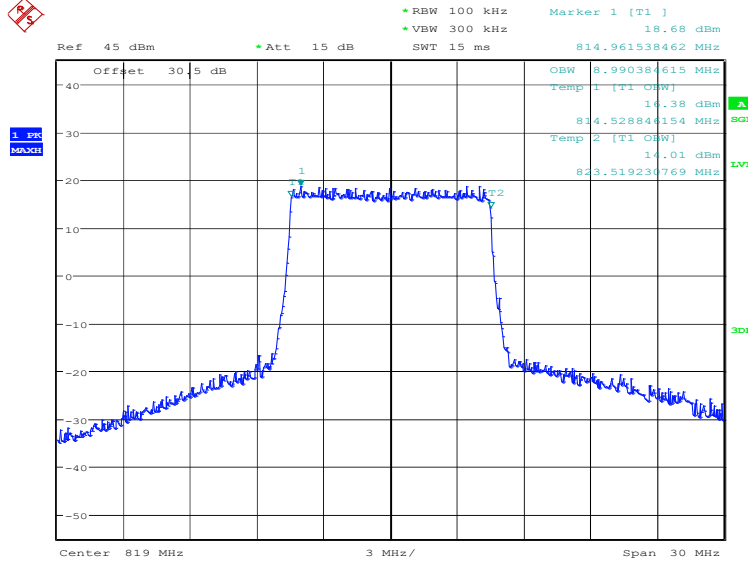


Date: 11.DEC.2023 10:32:21

**LTE band 26(814MHz~824MHz), 10MHz (99%)**

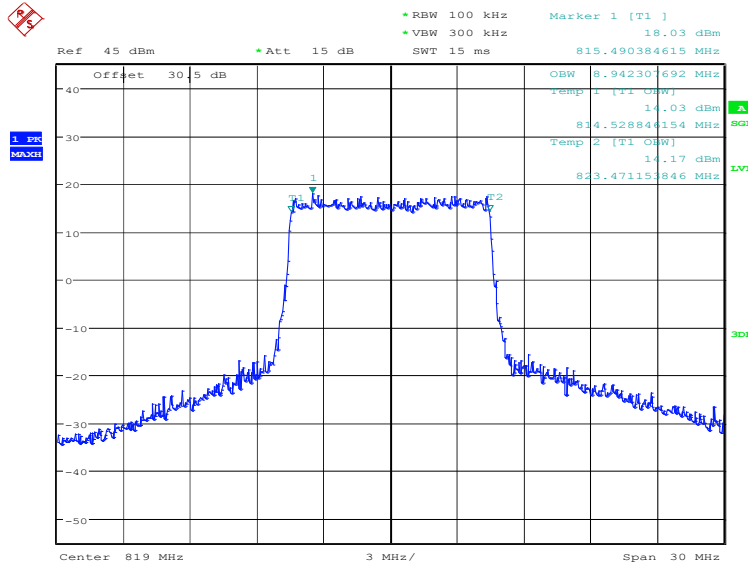
Frequency(MHz)	Occupied Bandwidth (99%)(kHz)	
819.0	QPSK	16QAM
	8990.38	8942.31

**LTE band 26(814MHz~824MHz), 10MHz Bandwidth, QPSK (99% BW)**



Date: 11.DEC.2023 10:33:06

**LTE band 26(814MHz~824MHz), 10MHz Bandwidth, 16QAM (99% BW)**



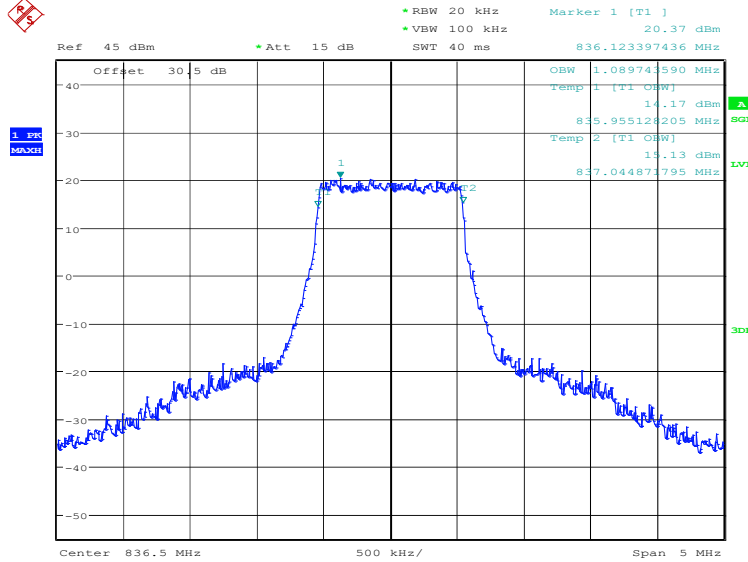
Date: 11.DEC.2023 10:33:46



**LTE band 26(824MHz~849MHz), 1.4MHz (99%)**

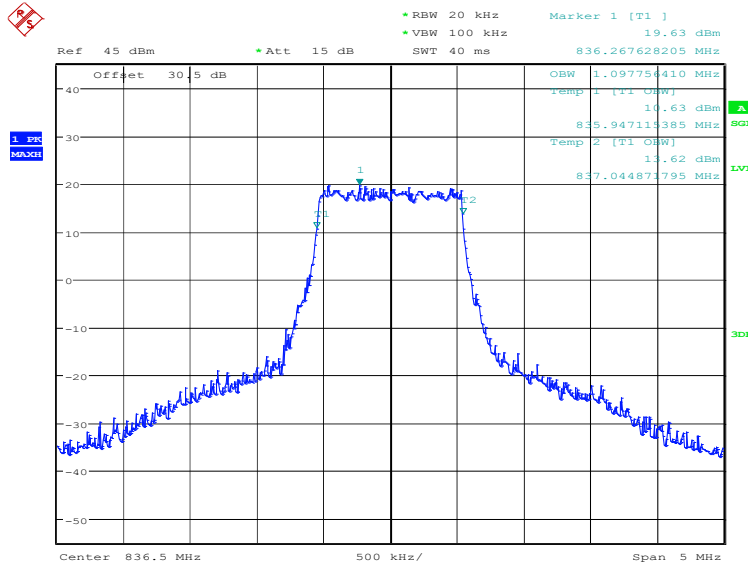
Frequency(MHz)	Occupied Bandwidth (99%)(kHz)	
836.5	QPSK	16QAM
	1089.74	1097.76

**LTE band 26(824MHz~849MHz), 1.4MHz Bandwidth, QPSK (99% BW)**



Date: 11.DEC.2023 10:21:10

**LTE band 26(824MHz~849MHz), 1.4MHz Bandwidth, 16QAM (99% BW)**

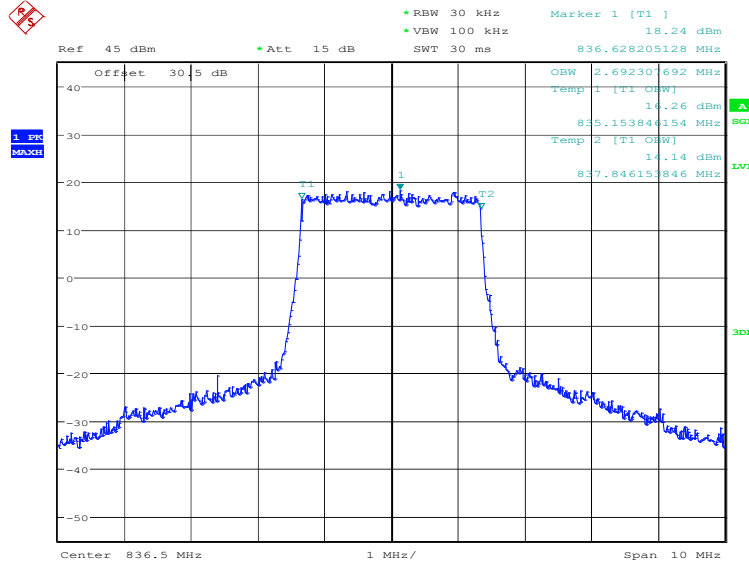


Date: 11.DEC.2023 10:21:50

**LTE band 26(824MHz~849MHz), 3MHz (99%)**

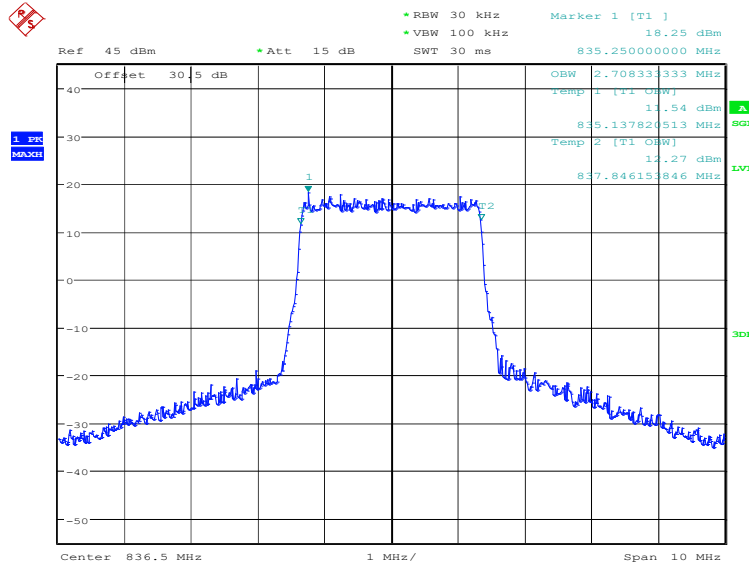
Frequency(MHz)	Occupied Bandwidth (99%)(kHz)	
836.5	QPSK	16QAM
	2692.31	2708.33

**LTE band 26(824MHz~849MHz), 3MHz Bandwidth, QPSK (99% BW)**



Date: 11.DEC.2023 10:22:34

**LTE band 26(824MHz~849MHz), 3MHz Bandwidth, 16QAM (99% BW)**

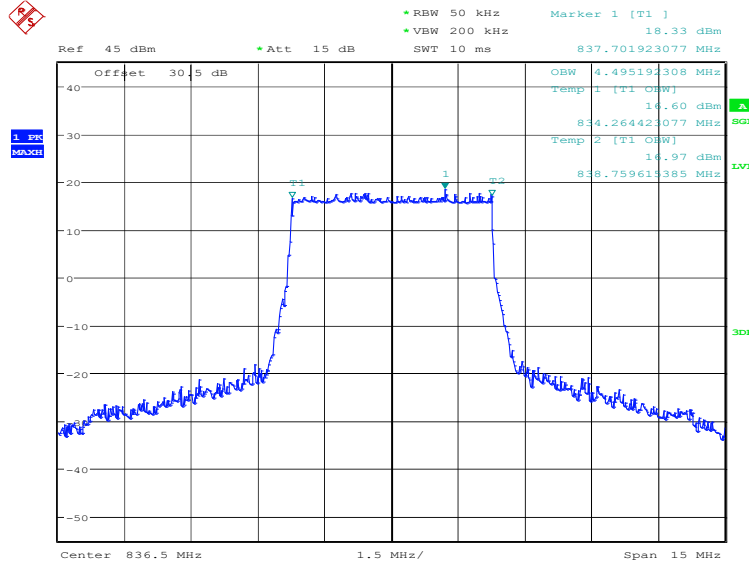


Date: 11.DEC.2023 10:23:14

**LTE band 26(824MHz~849MHz), 5MHz (99%)**

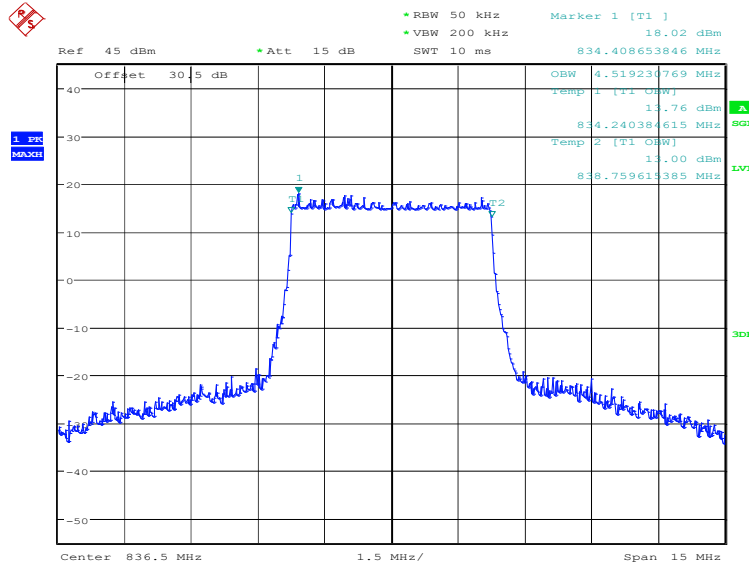
Frequency(MHz)	Occupied Bandwidth (99%)(kHz)	
836.5	QPSK	16QAM
	4495.19	4519.23

**LTE band 26(824MHz~849MHz), 5MHz Bandwidth, QPSK (99% BW)**



Date: 11.DEC.2023 10:23:59

**LTE band 26(824MHz~849MHz), 5MHz Bandwidth, 16QAM (99% BW)**

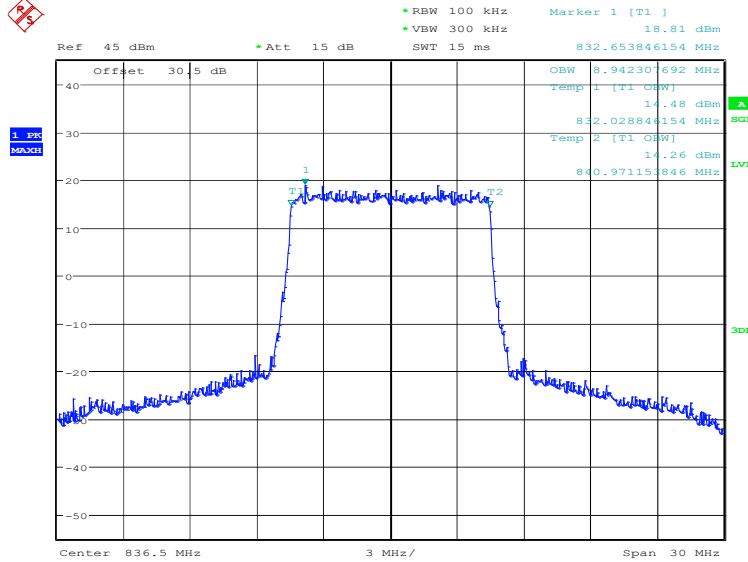


Date: 11.DEC.2023 10:24:39

**LTE band 26(824MHz~849MHz), 10MHz (99%)**

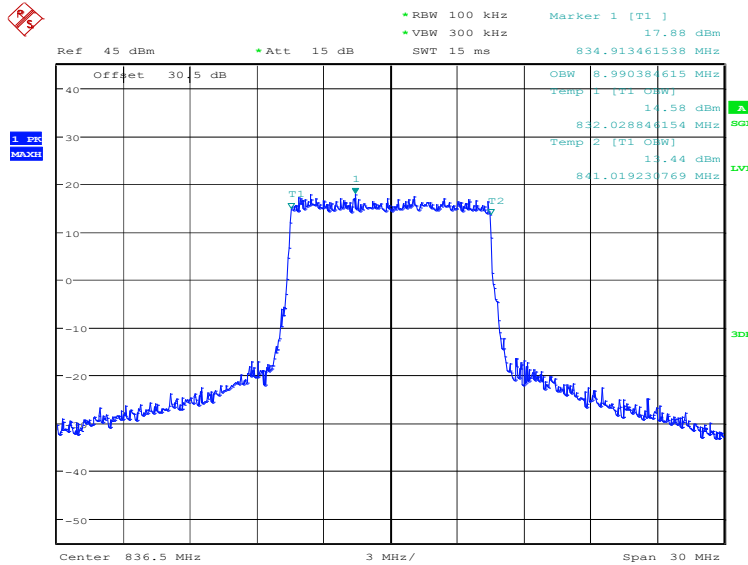
Frequency(MHz)	Occupied Bandwidth (99%)(kHz)	
836.5	QPSK	16QAM
	8942.31	8990.38

**LTE band 26(824MHz~849MHz), 10MHz Bandwidth, QPSK (99% BW)**



Date: 11.DEC.2023 10:25:23

**LTE band 26(824MHz~849MHz), 10MHz Bandwidth, 16QAM (99% BW)**

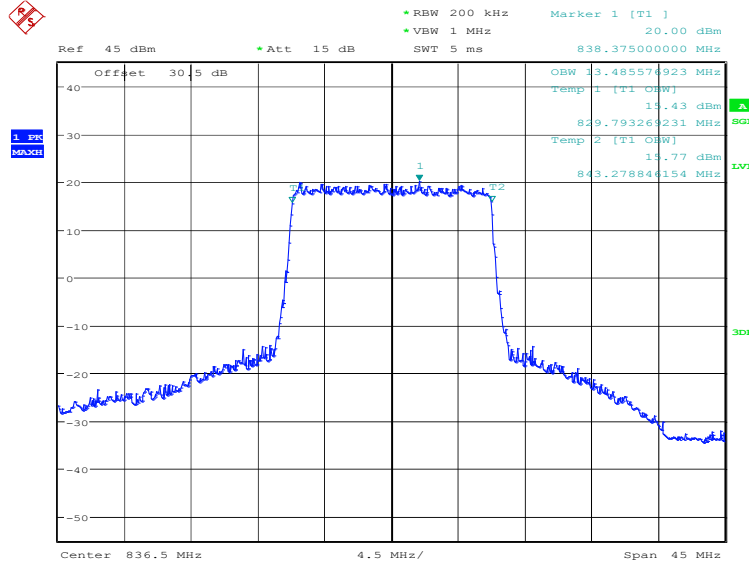


Date: 11.DEC.2023 10:26:03

**LTE band 26(824MHz~849MHz), 15MHz (99%)**

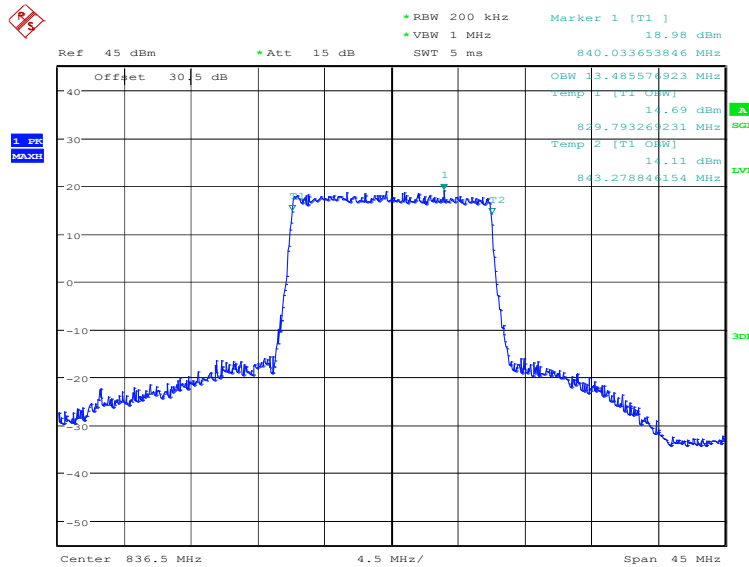
Frequency(MHz)	Occupied Bandwidth (99%)(kHz)	
836.5	QPSK	16QAM
	13485.58	13485.58

**LTE band 26(824MHz~849MHz), 15MHz Bandwidth, QPSK (99% BW)**



Date: 11.DEC.2023 10:26:48

**LTE band 26(824MHz~849MHz), 15MHz Bandwidth, 16QAM (99% BW)**

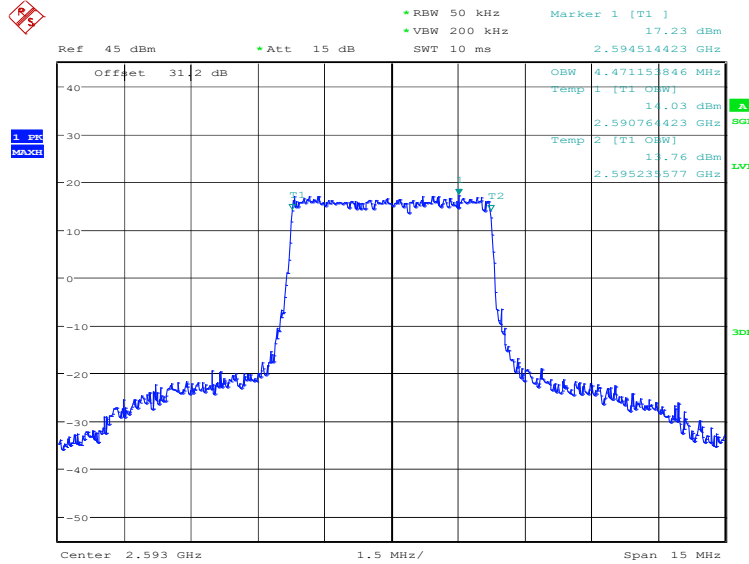


Date: 11.DEC.2023 10:27:28

**LTE band 41, 5MHz (99%)**

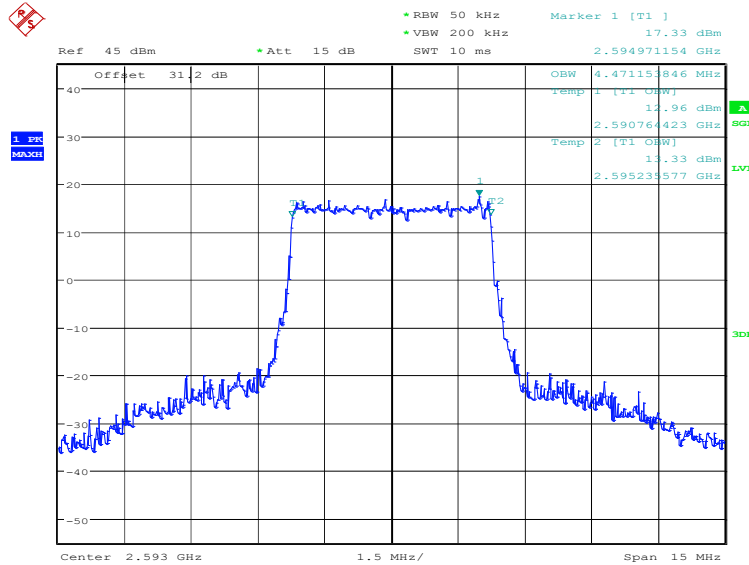
Frequency(MHz)	Occupied Bandwidth (99%)(kHz)	
2593.0	QPSK	16QAM
	4471.15	4471.15

**LTE band 41, 5MHz Bandwidth, QPSK (99% BW)**



Date: 11.DEC.2023 08:19:12

**LTE band 41, 5MHz Bandwidth,16QAM (99% BW)**

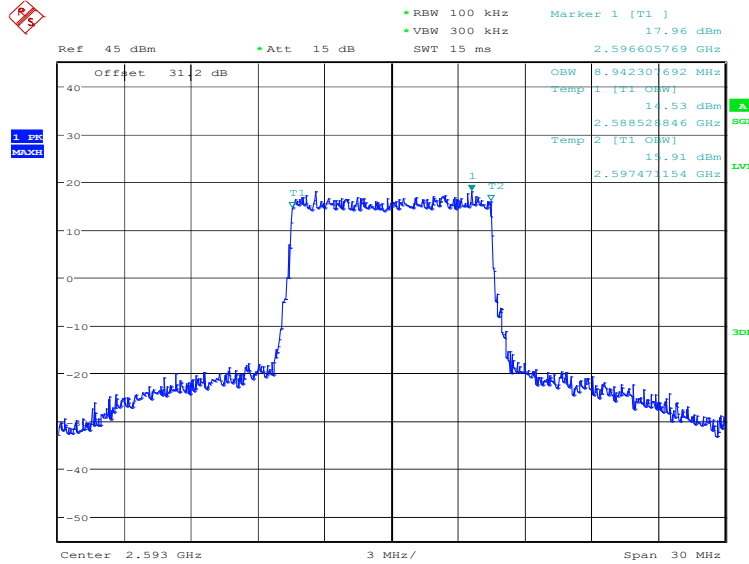


Date: 11.DEC.2023 08:19:52

**LTE band 41, 10MHz (99%)**

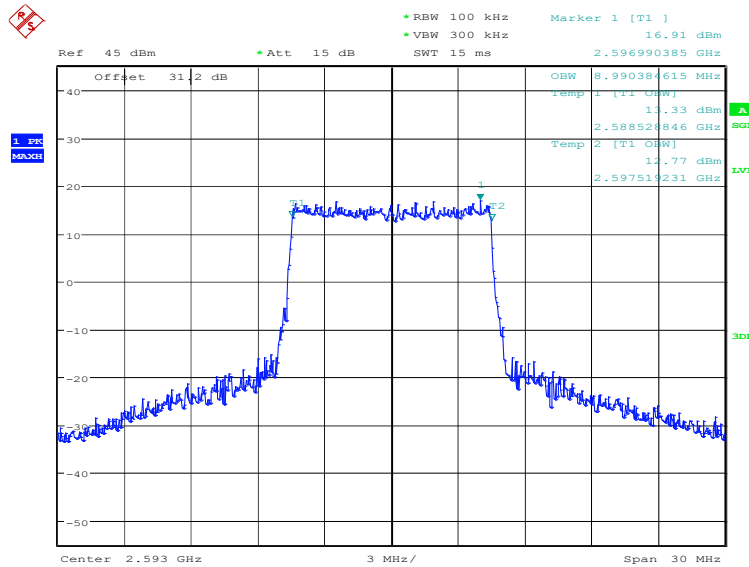
Frequency(MHz)	Occupied Bandwidth (99%)(kHz)	
2593.0	QPSK	16QAM
	8942.31	8990.38

**LTE band 41, 10MHz Bandwidth, QPSK (99% BW)**



Date: 11.DEC.2023 08:20:37

**LTE band 41, 10MHz Bandwidth,16QAM (99% BW)**

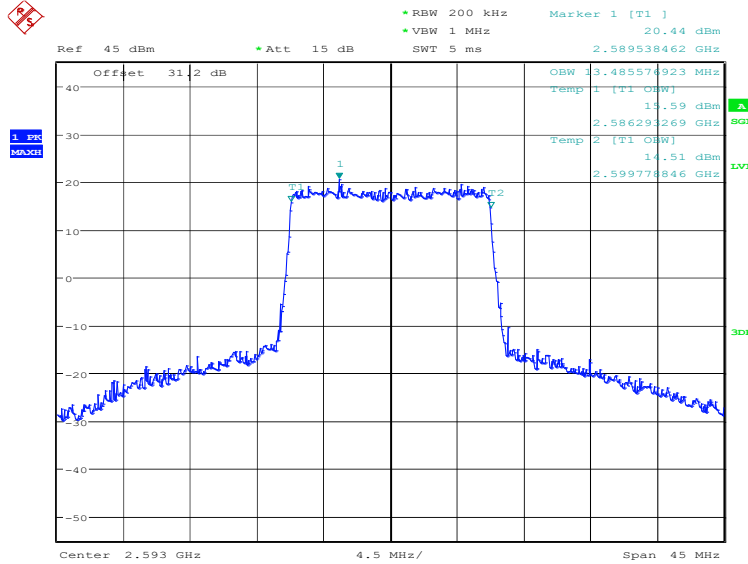


Date: 11.DEC.2023 08:21:17

**LTE band 41, 15MHz (99%)**

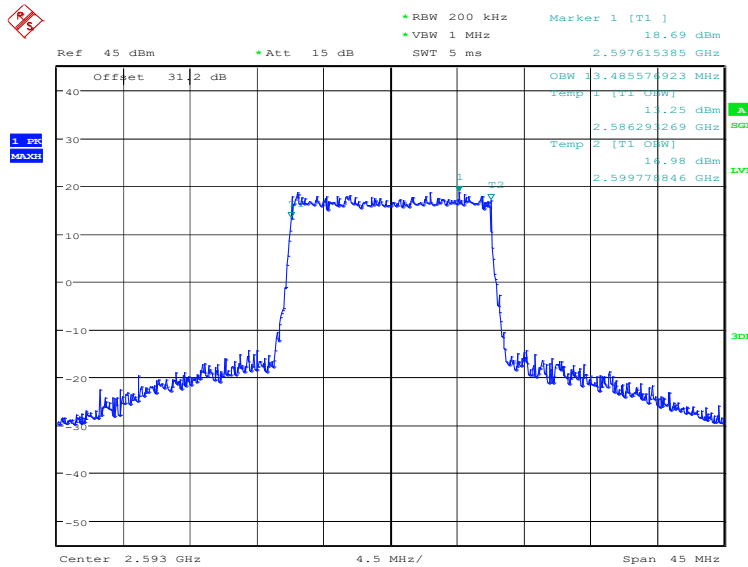
Frequency(MHz)	Occupied Bandwidth (99%)(kHz)	
2593.0	QPSK	16QAM
	13485.58	13485.58

**LTE band 41, 15MHz Bandwidth, QPSK (99% BW)**



Date: 11.DEC.2023 08:22:02

**LTE band 41, 15MHz Bandwidth,16QAM (99% BW)**



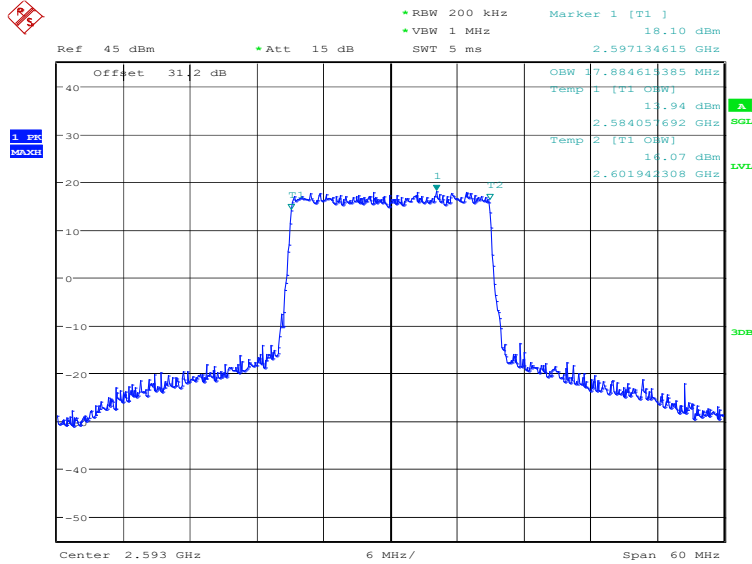
Date: 11.DEC.2023 08:22:42



**LTE band 41, 20MHz (99%)**

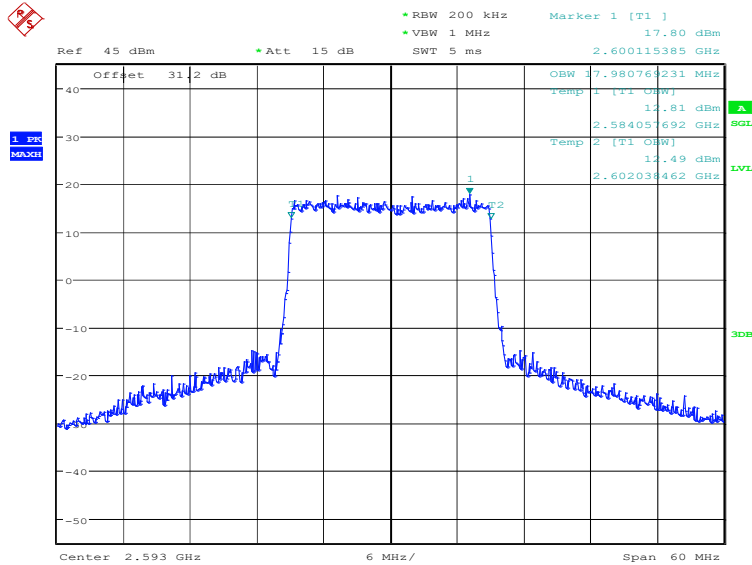
Frequency(MHz)	Occupied Bandwidth (99%)(kHz)	
2593.0	QPSK	16QAM
	17884.62	17980.77

**LTE band 41, 20MHz Bandwidth, QPSK (99% BW)**



Date: 11.DEC.2023 08:23:27

**LTE band 41, 20MHz Bandwidth, 16QAM (99% BW)**

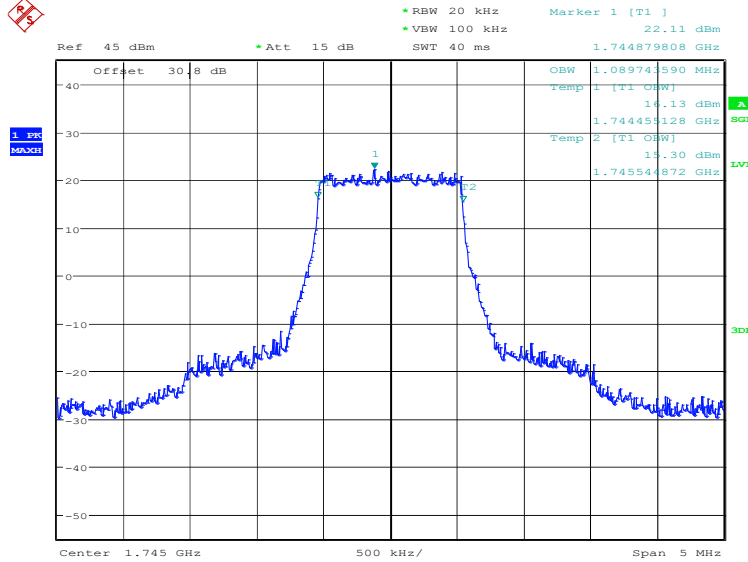


Date: 11.DEC.2023 08:24:07

**LTE band 66, 1.4MHz (99%)**

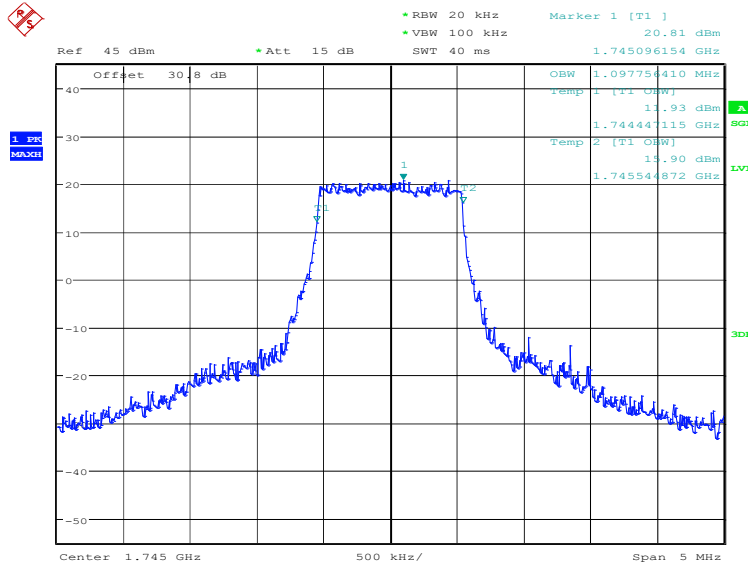
Frequency(MHz)	Occupied Bandwidth (99%)(kHz)	
1745.0	QPSK	16QAM
	1089.74	1097.76

**LTE band 66, 1.4MHz Bandwidth, QPSK (99% BW)**



Date: 11.DEC.2023 08:09:53

**LTE band 66, 1.4MHz Bandwidth, 16QAM (99% BW)**

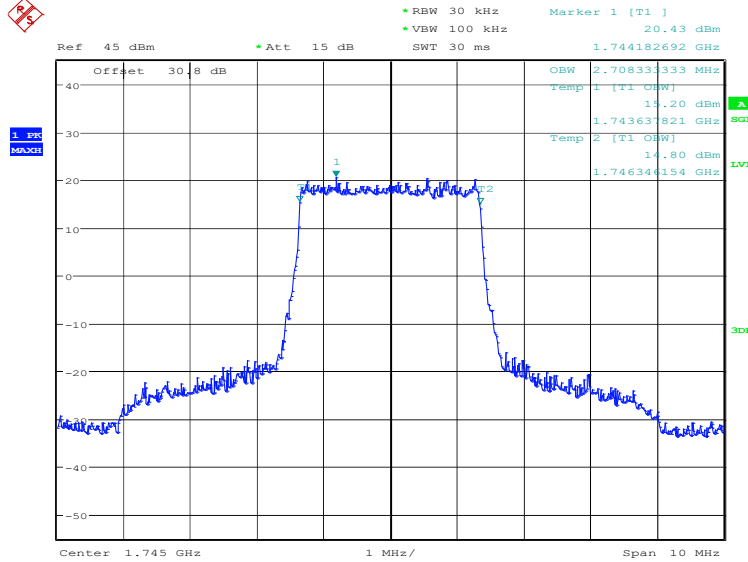


Date: 11.DEC.2023 08:10:33

**LTE band 66, 3MHz (99%)**

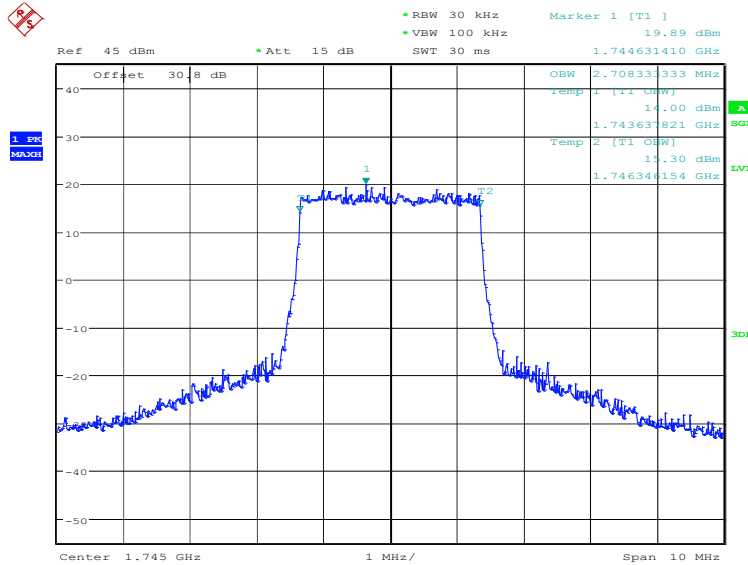
Frequency(MHz)	Occupied Bandwidth (99%)(kHz)	
1745.0	QPSK	16QAM
	2708.33	2708.33

**LTE band 66, 3MHz Bandwidth, QPSK (99% BW)**



Date: 11.DEC.2023 08:11:18

**LTE band 66, 3MHz Bandwidth, 16QAM (99% BW)**

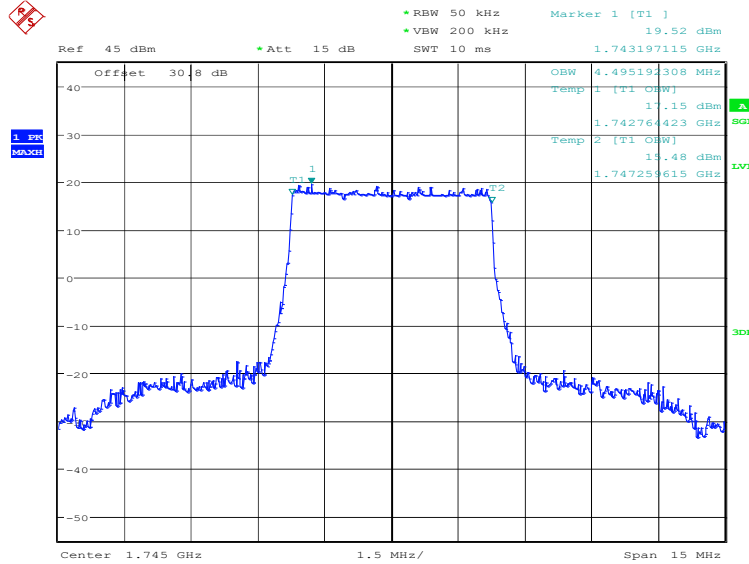


Date: 11.DEC.2023 08:11:58

**LTE band 66, 5MHz (99%)**

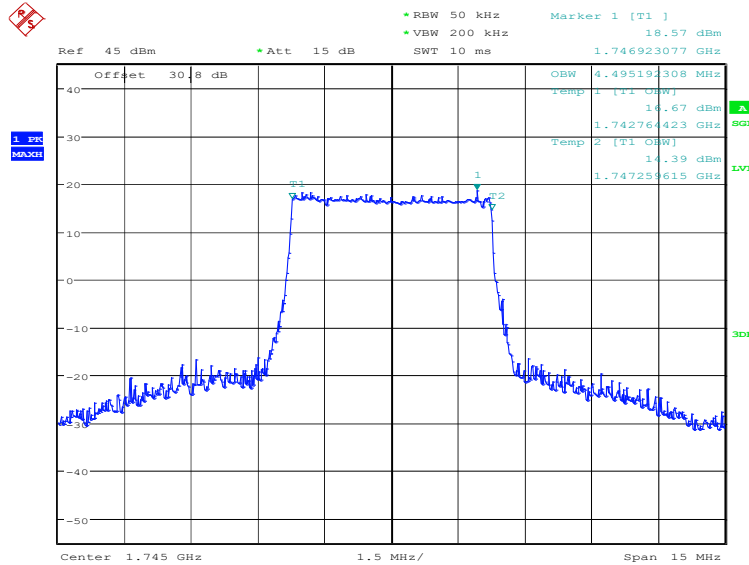
Frequency(MHz)	Occupied Bandwidth (99%)(kHz)	
1745.0	QPSK	16QAM
	4495.19	4495.19

**LTE band 66, 5MHz Bandwidth, QPSK (99% BW)**



Date: 11.DEC.2023 08:12:43

**LTE band 66, 5MHz Bandwidth, 16QAM (99% BW)**

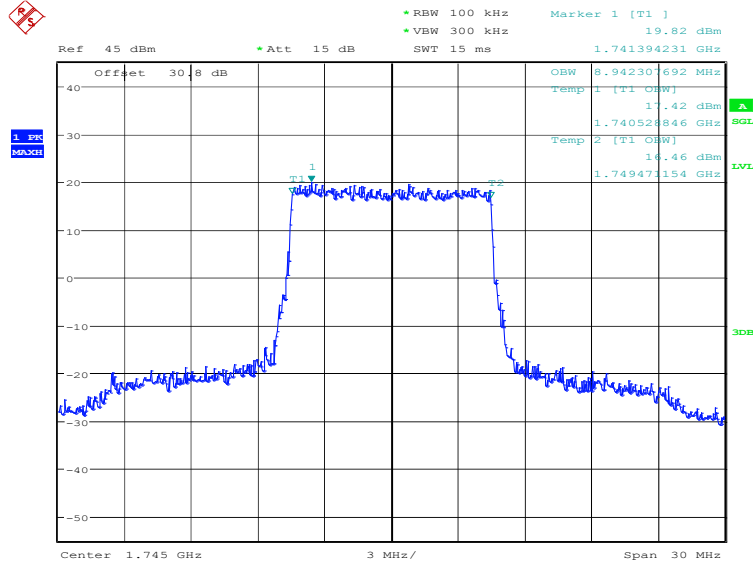


Date: 11.DEC.2023 08:13:23

**LTE band 66, 10MHz (99%)**

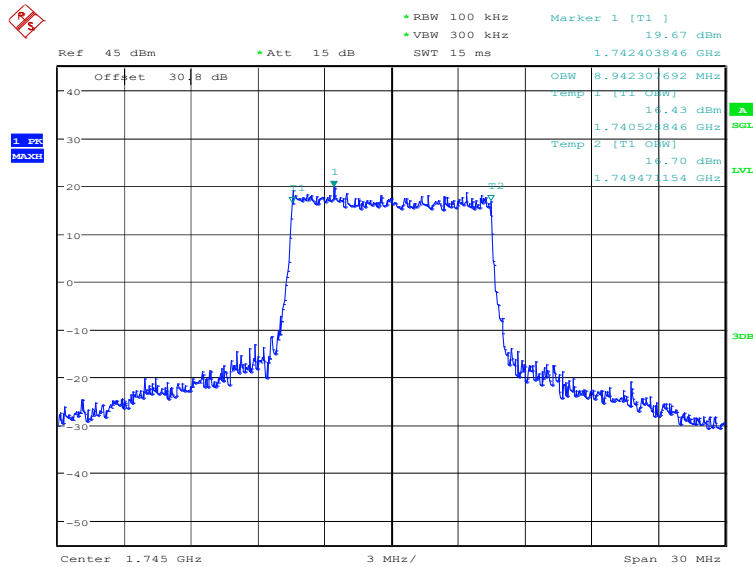
Frequency(MHz)	Occupied Bandwidth (99%)(kHz)	
1745.0	QPSK	16QAM
	8942.31	8942.31

**LTE band 66, 10MHz Bandwidth, QPSK (99% BW)**



Date: 11.DEC.2023 08:14:08

**LTE band 66, 10MHz Bandwidth, 16QAM (99% BW)**

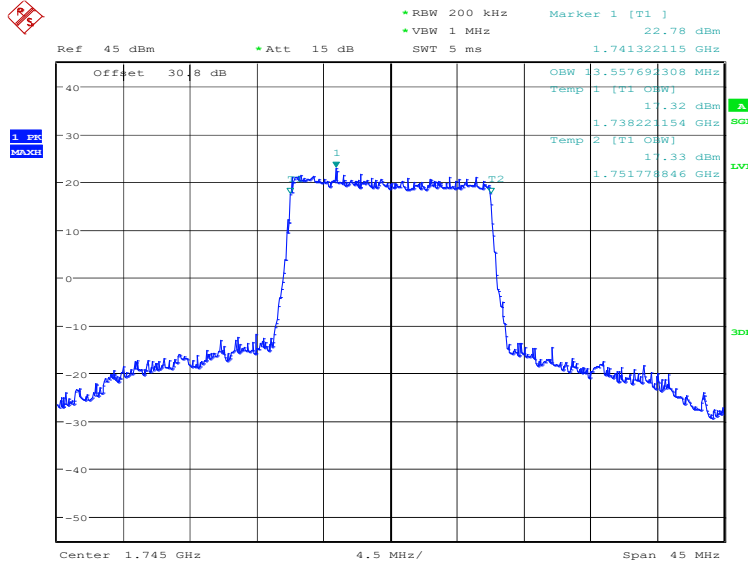


Date: 11.DEC.2023 08:14:48

**LTE band 66, 15MHz (99%)**

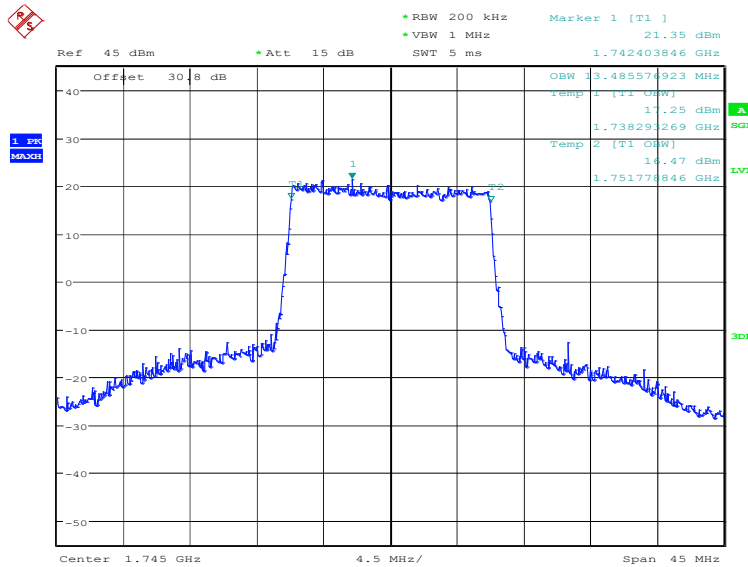
Frequency(MHz)	Occupied Bandwidth (99%)(kHz)	
1745.0	QPSK	16QAM
	13557.69	13485.58

**LTE band 66, 15MHz Bandwidth, QPSK (99% BW)**



Date: 11.DEC.2023 08:15:33

**LTE band 66, 15MHz Bandwidth, 16QAM (99% BW)**

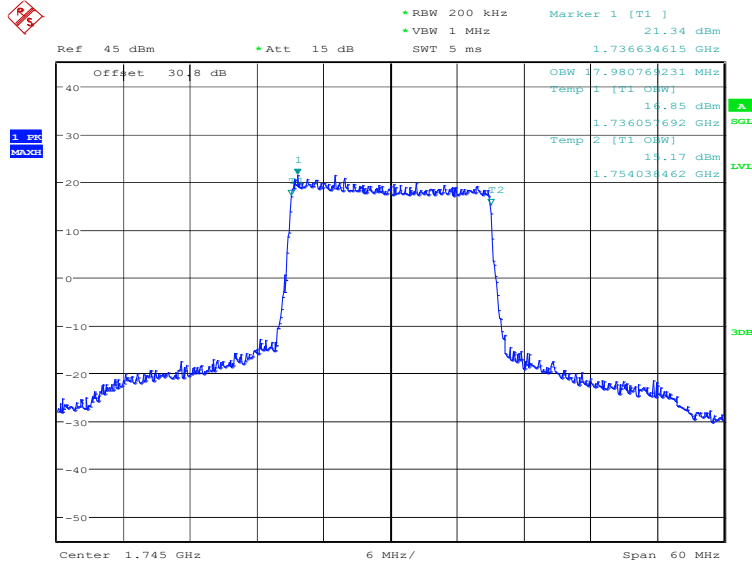


Date: 11.DEC.2023 08:16:13

**LTE band 66, 20MHz (99%)**

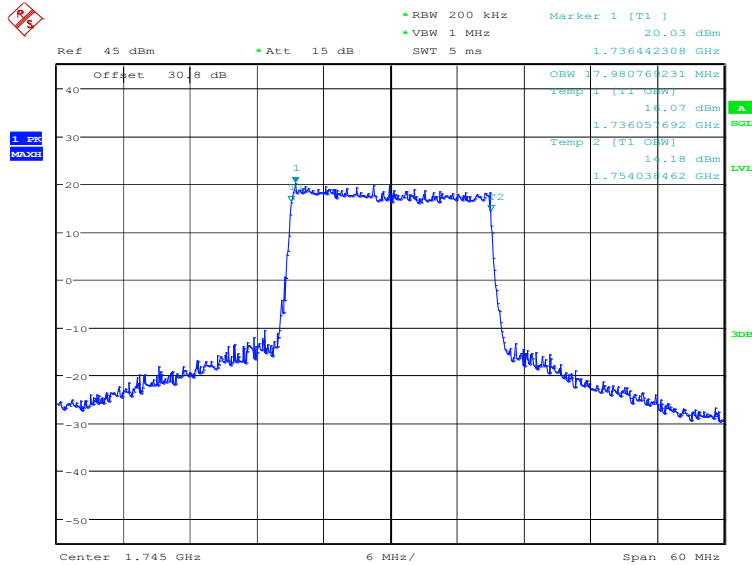
Frequency(MHz)	Occupied Bandwidth (99%)(kHz)	
1745.0	QPSK	16QAM
	17980.77	17980.77

**LTE band 66, 20MHz Bandwidth, QPSK (99% BW)**



Date: 11.DEC.2023 08:16:58

**LTE band 66, 20MHz Bandwidth, 16QAM (99% BW)**

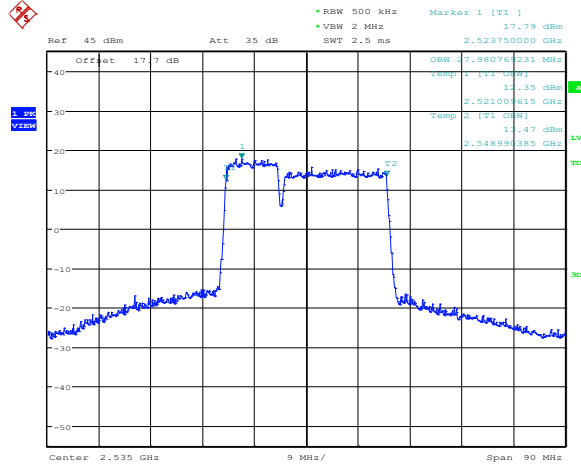


Date: 11.DEC.2023 08:17:38

**LTE CA band 7C, 10MHz+20MHz(99%)**

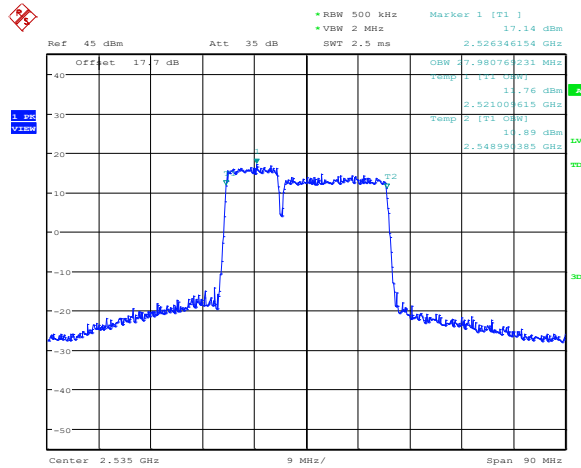
Frequency (MHz)	Occupied Bandwidth (99%) (MHz)	
	QPSK	16QAM
2535.0	27.981	27.981

**LTE CA band 7C , 10MHz+20MHz Bandwidth,QPSK (99% BW)**



Date: 12.DEC.2023 14:19:48

**LTE CA band 7C , 10MHz+20MHz Bandwidth,16QAM (99% BW)**



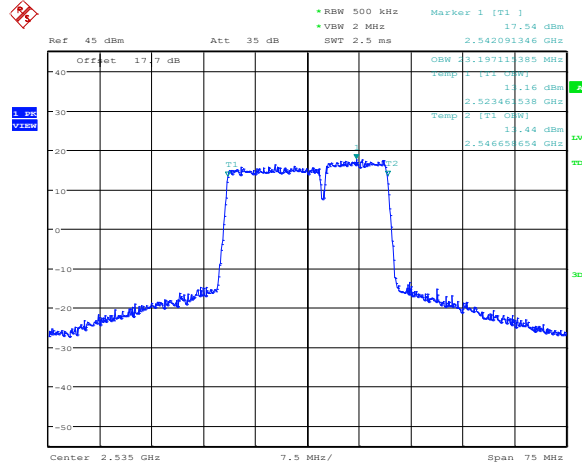
Date: 12.DEC.2023 14:20:11



**LTE CA band 7C, 15MHz+10MHz(99%)**

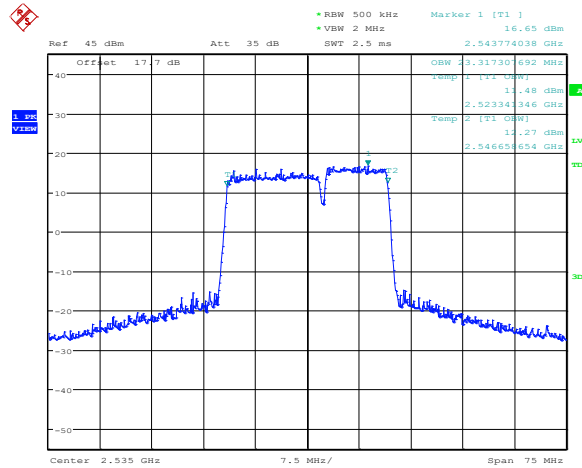
Frequency (MHz)	Occupied Bandwidth (99%) (MHz)	
	QPSK	16QAM
2535.0	23.197	23.317

**LTE CA band 7C , 15MHz+10MHz Bandwidth,QPSK (99% BW)**



Date: 12.DEC.2023 14:21:10

**LTE CA band 7C , 15MHz+10MHz Bandwidth,16QAM (99% BW)**

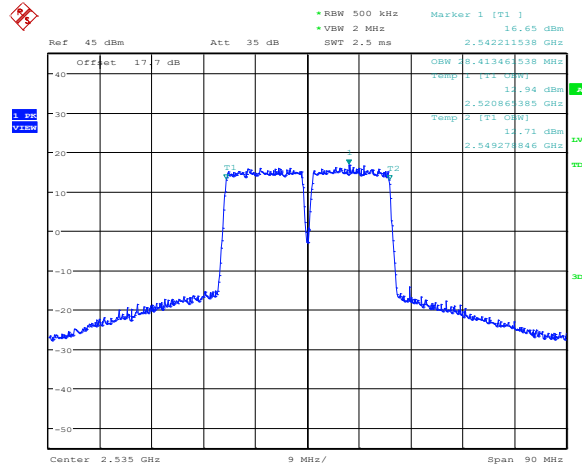


Date: 12.DEC.2023 14:21:34

**LTE CA band 7C, 15MHz+15MHz(99%)**

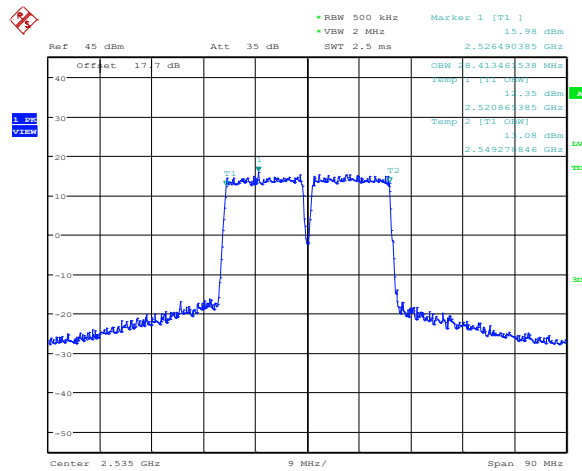
Frequency (MHz)	Occupied Bandwidth (99%) (MHz)	
	QPSK	16QAM
2535.0	28.413	28.413

**LTE CA band 7C , 15MHz+15MHz Bandwidth,QPSK (99% BW)**



Date: 12.DEC.2023 14:22:32

**LTE CA band 7C , 15MHz+15MHz Bandwidth,16QAM (99% BW)**

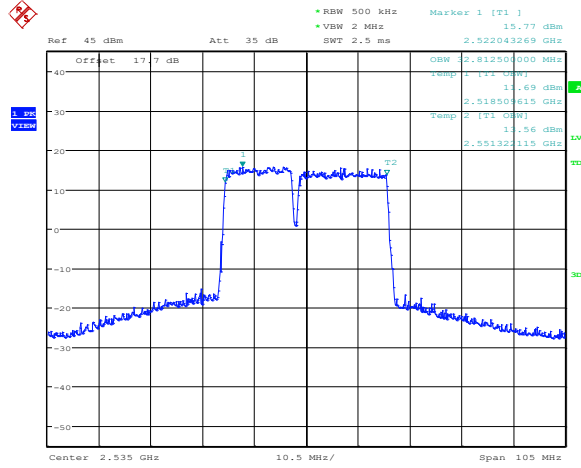


Date: 12.DEC.2023 14:22:55

**LTE CA band 7C, 15MHz+20MHz(99%)**

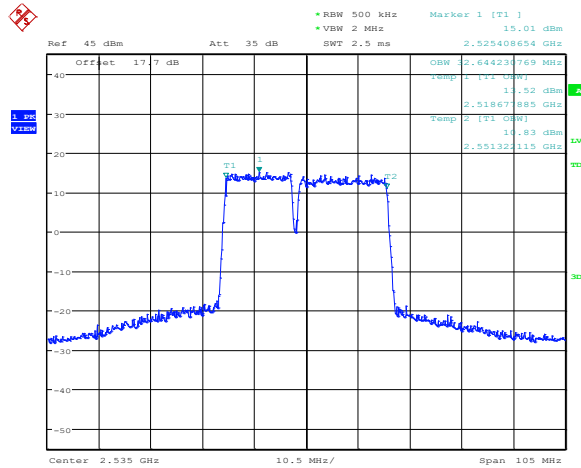
Frequency (MHz)	Occupied Bandwidth (99%) (MHz)	
	QPSK	16QAM
2535.0	32.812	32.644

**LTE CA band 7C , 15MHz+20MHz Bandwidth,QPSK (99% BW)**



Date: 12.DEC.2023 14:23:53

**LTE CA band 7C , 15MHz+20MHz Bandwidth,16QAM (99% BW)**

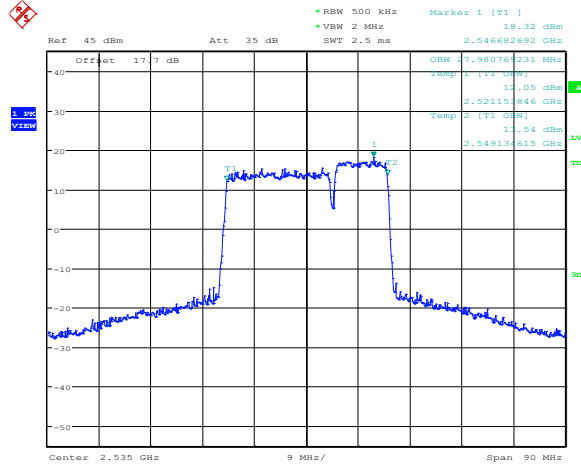


Date: 12.DEC.2023 14:24:16

**LTE CA band 7C, 20MHz+10MHz(99%)**

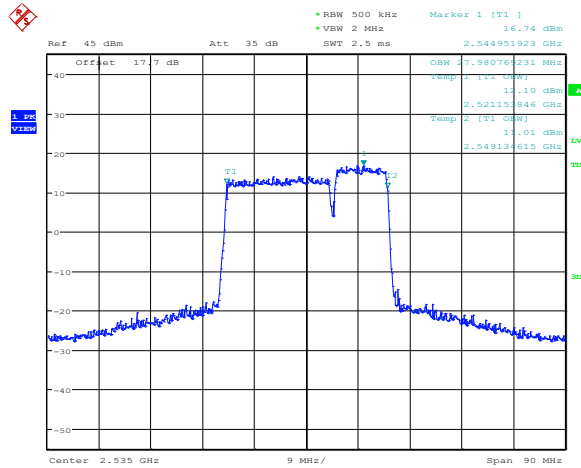
Frequency (MHz)	Occupied Bandwidth (99%) (MHz)	
	QPSK	16QAM
2535.0	27.981	27.981

**LTE CA band 7C , 20MHz+10MHz Bandwidth,QPSK (99% BW)**



Date: 12.DEC.2023 14:25:15

**LTE CA band 7C , 20MHz+10MHz Bandwidth,16QAM (99% BW)**

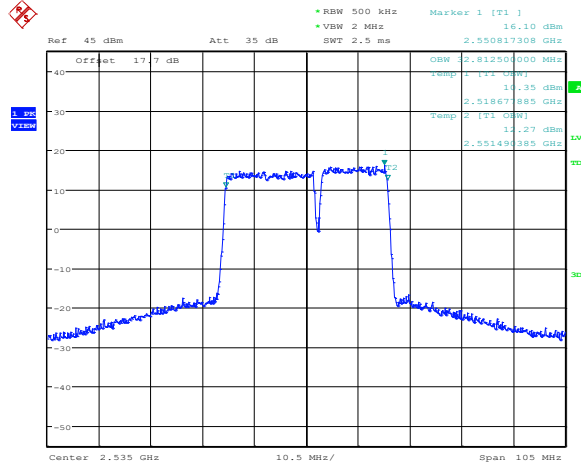


Date: 12.DEC.2023 14:25:38

**LTE CA band 7C, 20MHz+15MHz(99%)**

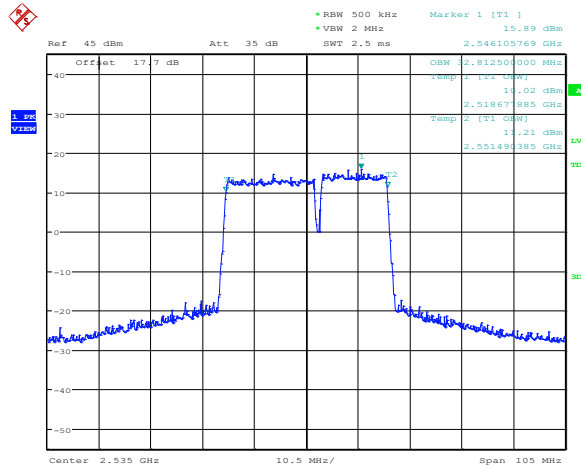
Frequency (MHz)	Occupied Bandwidth (99%) (MHz)	
	QPSK	16QAM
2535.0	32.812	32.812

**LTE CA band 7C , 20MHz+15MHz Bandwidth,QPSK (99% BW)**



Date: 12.DEC.2023 14:26:36

**LTE CA band 7C , 20MHz+15MHz Bandwidth,16QAM (99% BW)**

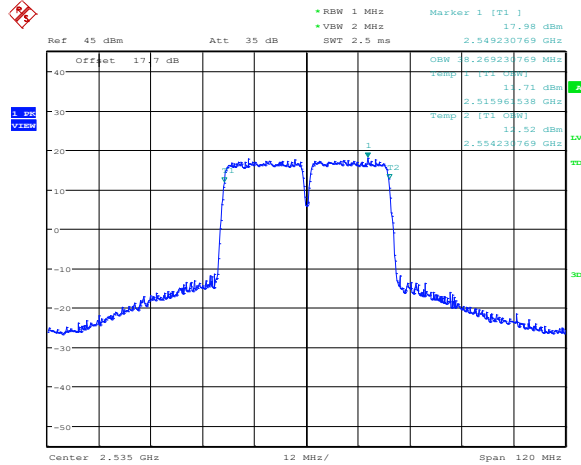


Date: 12.DEC.2023 14:26:59

**LTE CA band 7C, 20MHz+20MHz(99%)**

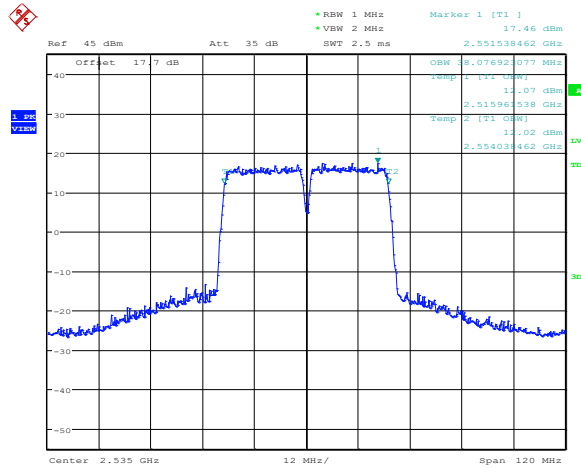
Frequency (MHz)	Occupied Bandwidth (99%) (MHz)	
	QPSK	16QAM
2535.0	38.269	38.077

**LTE CA band 7C , 20MHz+20MHz Bandwidth,QPSK (99% BW)**



Date: 12.DEC.2023 14:27:58

**LTE CA band 7C , 20MHz+20MHz Bandwidth,16QAM (99% BW)**

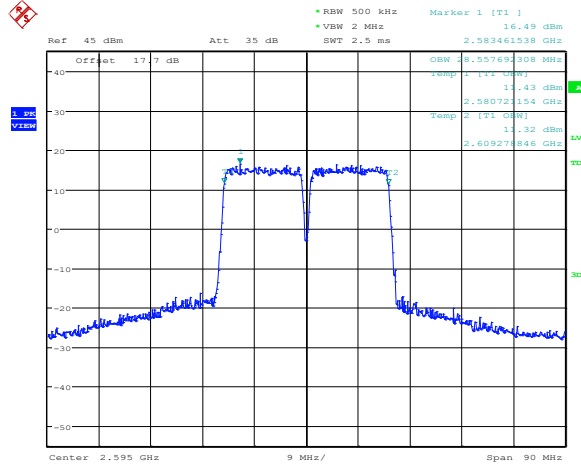


Date: 12.DEC.2023 14:28:21

**LTE CA band 38C, 15MHz+15MHz(99%)**

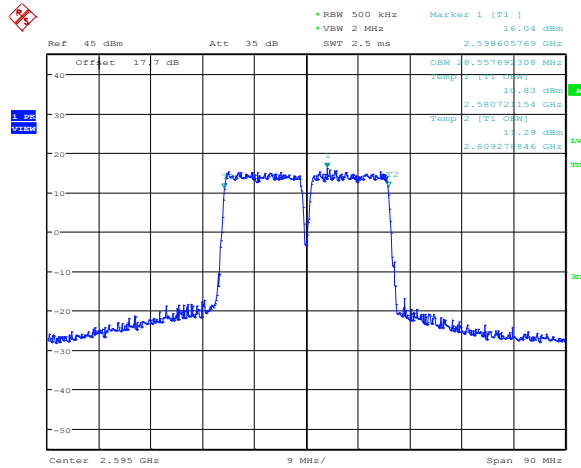
Frequency (MHz)	Occupied Bandwidth (99%) (MHz)	
	QPSK	16QAM
2595.0	28.558	28.558

**LTE CA band 38C , 15MHz+15MHz Bandwidth,QPSK (99% BW)**



Date: 12.DEC.2023 14:29:20

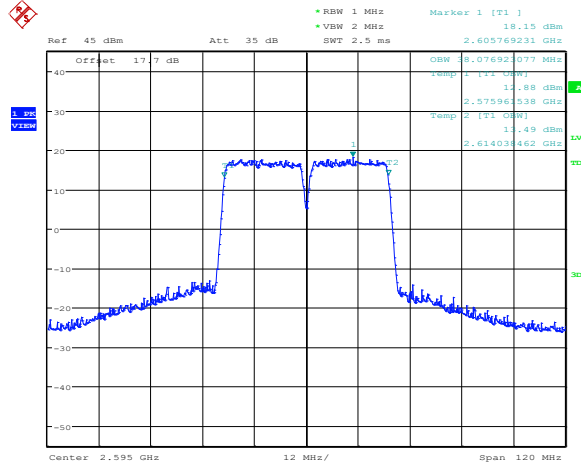
**LTE CA band 38C , 15MHz+15MHz Bandwidth,16QAM (99% BW)**



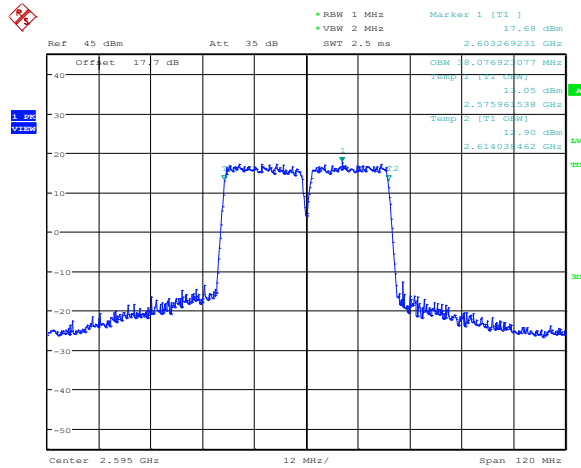
Date: 12.DEC.2023 14:29:44

**LTE CA band 38C, 20MHz+20MHz(99%)**

Frequency (MHz)	Occupied Bandwidth (99%) (MHz)	
	QPSK	16QAM
2595.0	38.077	38.077

**LTE CA band 38C , 20MHz+20MHz Bandwidth,QPSK (99% BW)**


Date: 12.DEC.2023 14:30:42

**LTE CA band 38C , 20MHz+20MHz Bandwidth,16QAM (99% BW)**


Date: 12.DEC.2023 14:31:05

 Note: Expanded measurement uncertainty is  $U = 3428 \text{ Hz}$ ,  $k = 2$ .



## **A.5 Emission Bandwidth**

The emission bandwidth is defined as the width of the signal between two points, one below the carrier center frequency and one above the carrier center frequency, outside of which all emissions are attenuated at least 26 dB below the transmitter power. Table below lists the measured -26dBc BW. Spectrum analyzer plots are included on the following pages.

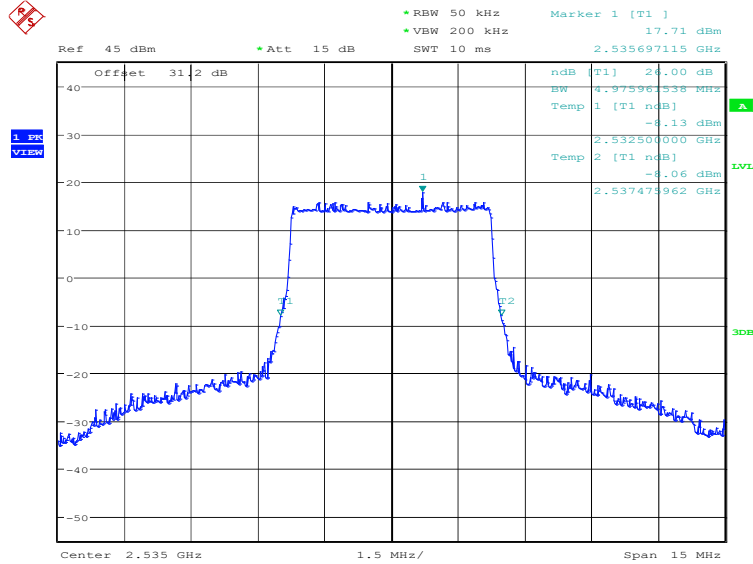
The measurement method is from ANSI C63.26:

- a) The spectrum analyzer center frequency is set to the nominal EUT channel center frequency. The span range for the spectrum analyzer shall be wide enough to see sufficient roll off of the signal to make the measurement.
- b) The nominal RBW shall be in the range of 1% to 5% of the anticipated OBW, and the VBW shall be set  $\geq 3 \times$  RBW.
- c) Set the reference level of the instrument as required to prevent the signal amplitude from exceeding the maximum spectrum analyzer input mixer level for linear operation.
- d) The dynamic range of the spectrum analyzer at the selected RBW shall be more than 10 dB below the target “-X dB” requirement, i.e., if the requirement calls for measuring the -26 dB OBW, the spectrum analyzer noise floor at the selected RBW shall be at least 36 dB below the reference level.
- e) Set spectrum analyzer detection mode to peak, and the trace mode to max hold.

**LTE band 7, 5MHz (-26dBc)**

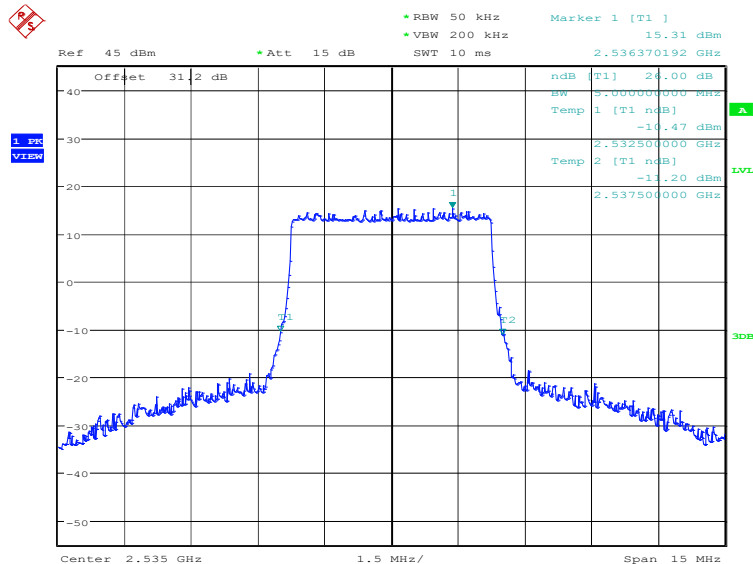
Frequency(MHz)	Emission Bandwidth (-26dBc)(kHz)	
2535.0	QPSK	16QAM
	4975.96	5000.00

**LTE band 7, 5MHz Bandwidth, QPSK (-26dBc BW)**



Date: 11.DEC.2023 08:25:28

**LTE band 7, 5MHz Bandwidth, 16QAM (-26dBc BW)**

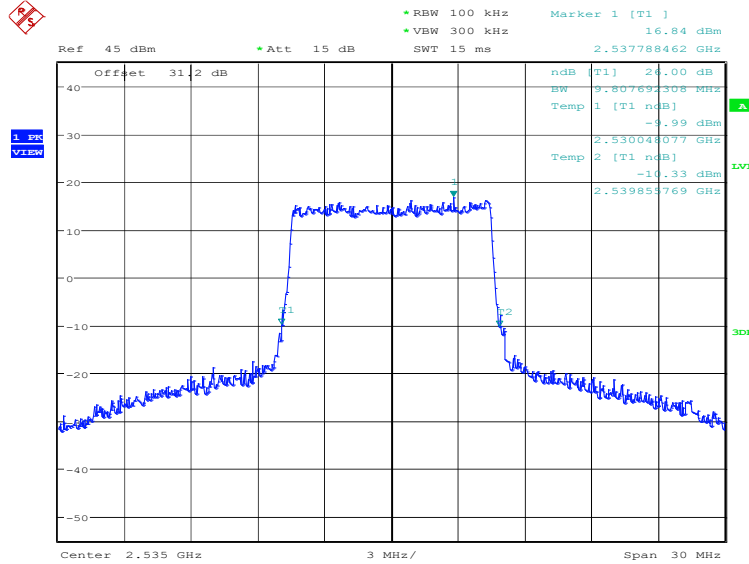


Date: 11.DEC.2023 08:26:08

### LTE band 7, 10MHz (-26dBc)

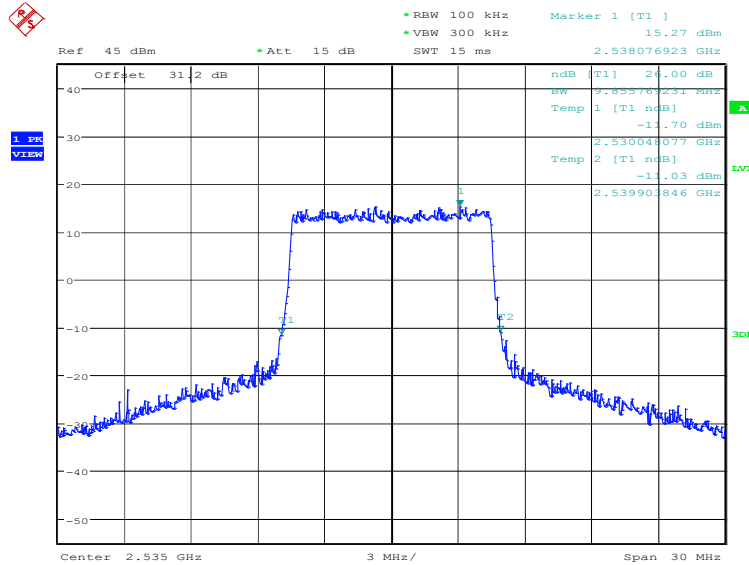
Frequency(MHz)	Emission Bandwidth (-26dBc)(kHz)	
2535.0	QPSK	16QAM
	9807.69	9855.77

### LTE band 7, 10MHz Bandwidth, QPSK (-26dBc BW)



Date: 11.DEC.2023 08:26:54

### LTE band 7, 10MHz Bandwidth, 16QAM (-26dBc BW)

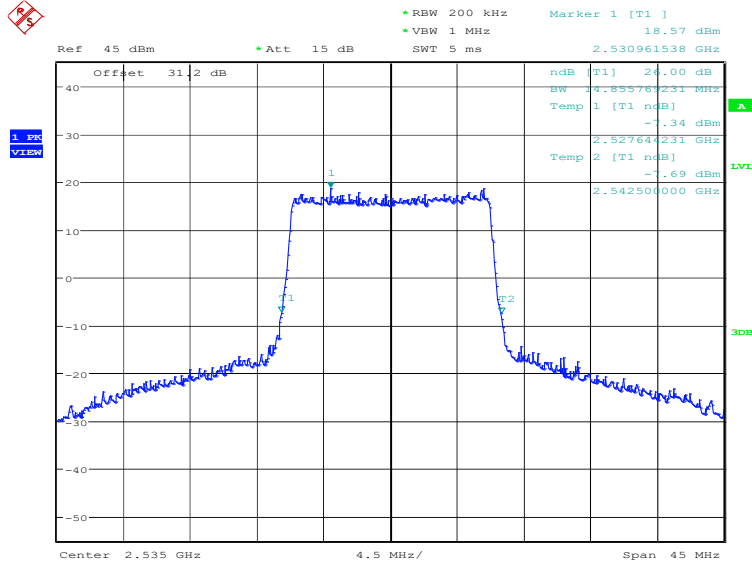


Date: 11.DEC.2023 08:27:34

**LTE band 7, 15MHz (-26dBc)**

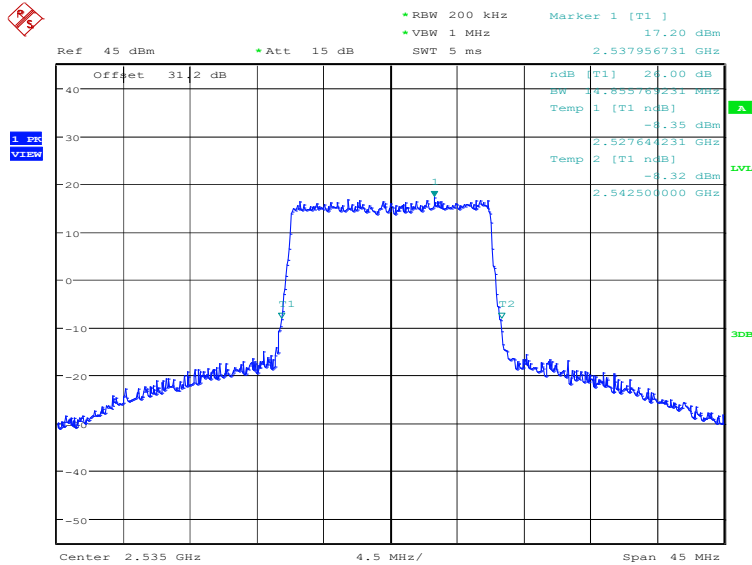
Frequency(MHz)	Emission Bandwidth (-26dBc)(kHz)	
2535.0	QPSK	16QAM
	14855.77	14855.77

**LTE band 7, 15MHz Bandwidth, QPSK (-26dBc BW)**



Date: 11.DEC.2023 08:28:20

**LTE band 7, 15MHz Bandwidth, 16QAM (-26dBc BW)**

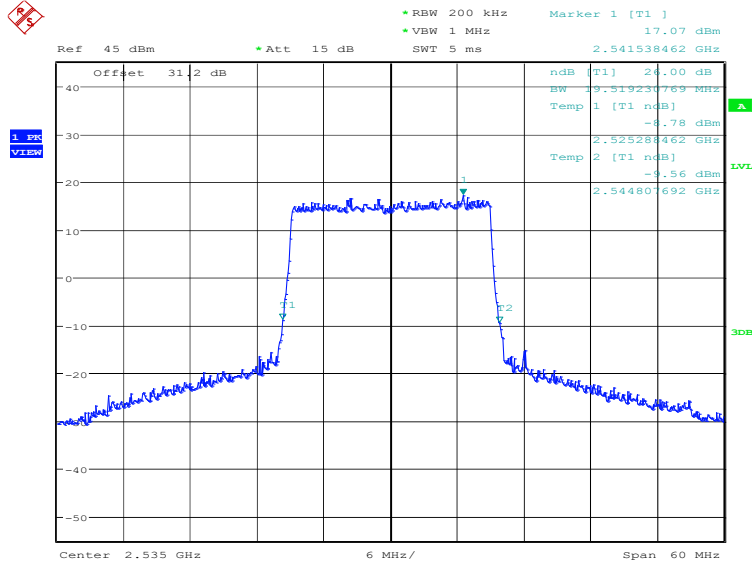


Date: 11.DEC.2023 08:29:00

**LTE band 7, 20MHz (-26dBc)**

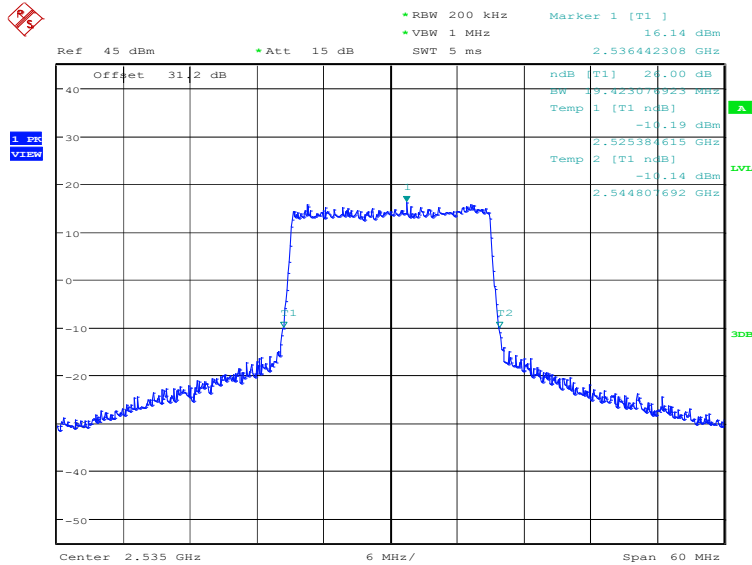
Frequency(MHz)	Emission Bandwidth (-26dBc)(kHz)	
2535.0	QPSK	16QAM
	19519.23	19423.08

**LTE band 7, 20MHz Bandwidth, QPSK (-26dBc BW)**



Date: 11.DEC.2023 08:29:45

**LTE band 7, 20MHz Bandwidth, 16QAM (-26dBc BW)**

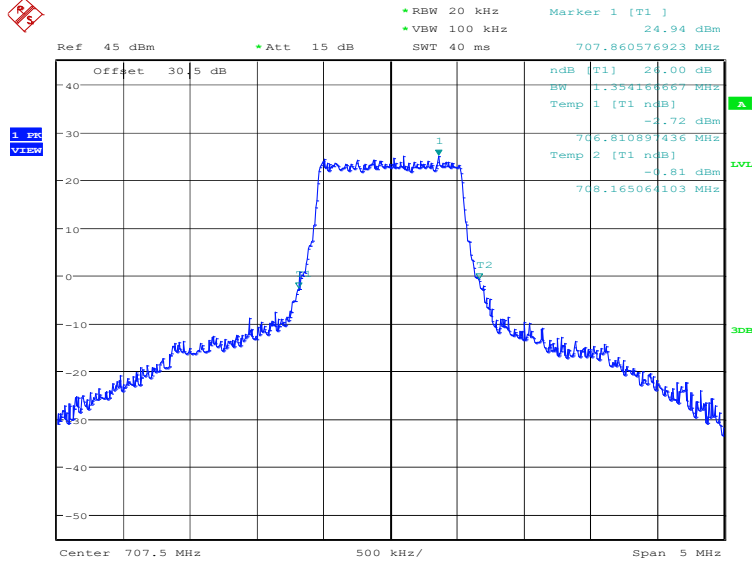


Date: 11.DEC.2023 08:30:25

**LTE band 12, 1.4MHz (-26dBc)**

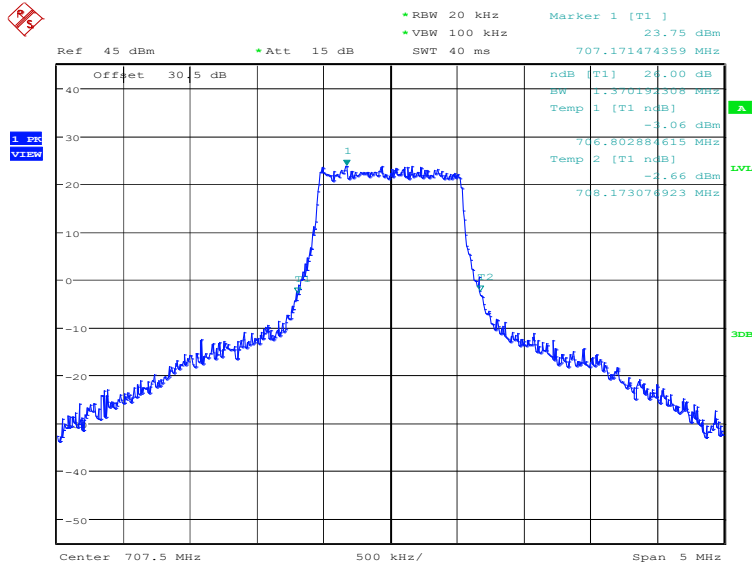
Frequency(MHz)	Emission Bandwidth (-26dBc)(kHz)	
707.5	QPSK	16QAM
	1354.17	1370.19

**LTE band 12, 1.4MHz Bandwidth, QPSK (-26dBc BW)**



Date: 11.DEC.2023 10:35:06

**LTE band 12, 1.4MHz Bandwidth, 16QAM (-26dBc BW)**

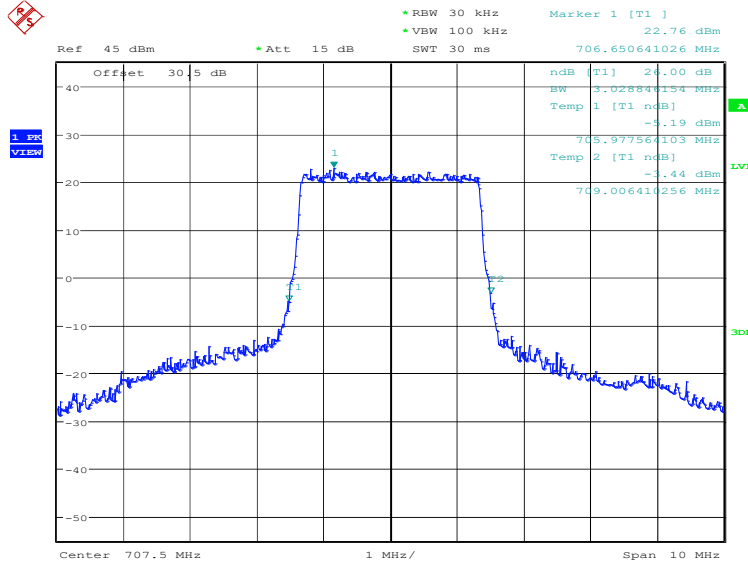


Date: 11.DEC.2023 10:35:46

**LTE band 12, 3MHz (-26dBc)**

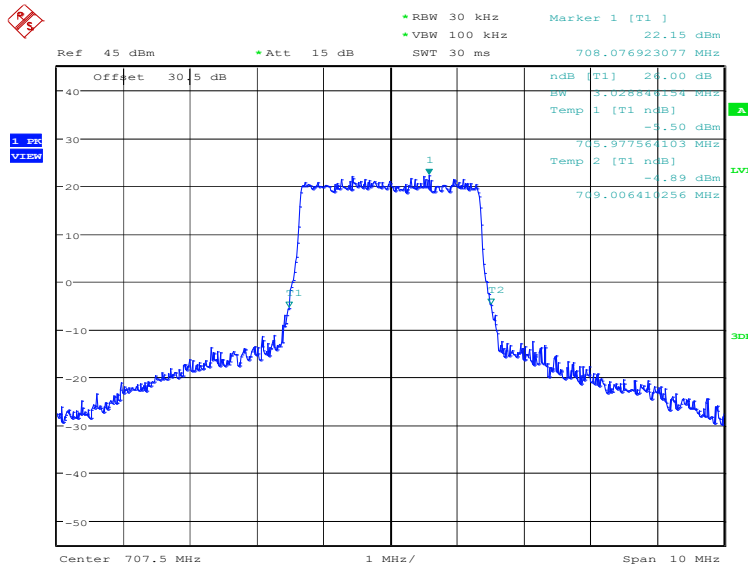
Frequency(MHz)	Emission Bandwidth (-26dBc)(kHz)	
707.5	QPSK	16QAM
	3028.85	3028.85

**LTE band 12, 3MHz Bandwidth, QPSK (-26dBc BW)**



Date: 11.DEC.2023 10:36:31

**LTE band 12, 3MHz Bandwidth, 16QAM (-26dBc BW)**

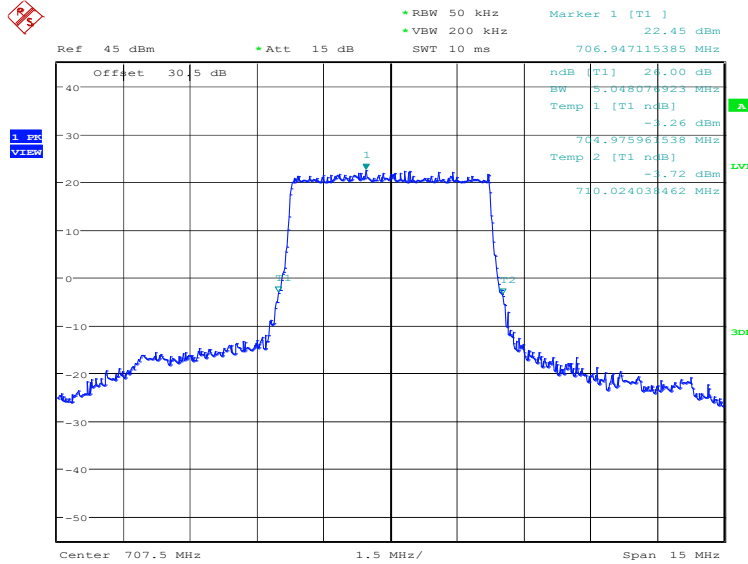


Date: 11.DEC.2023 10:37:11

**LTE band 12, 5MHz (-26dBc)**

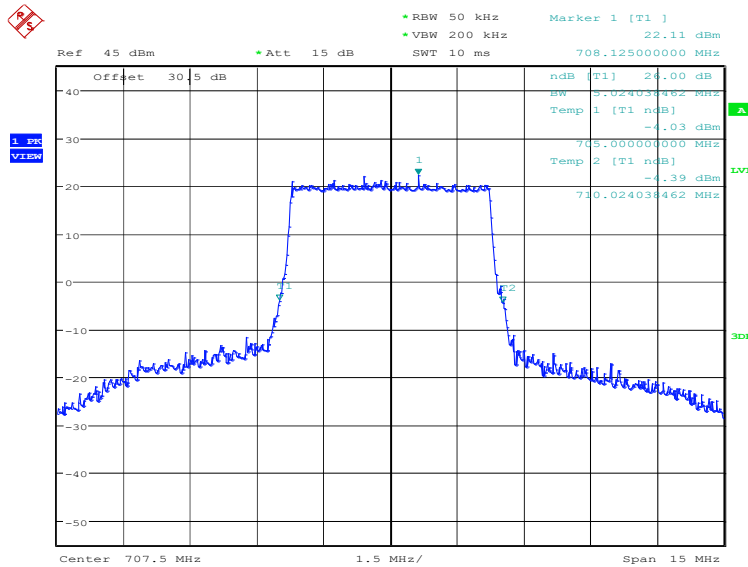
Frequency(MHz)	Emission Bandwidth (-26dBc)(kHz)	
707.5	QPSK	16QAM
	5048.08	5024.04

**LTE band 12, 5MHz Bandwidth, QPSK (-26dBc BW)**



Date: 11.DEC.2023 10:37:56

**LTE band 12, 5MHz Bandwidth, 16QAM (-26dBc BW)**



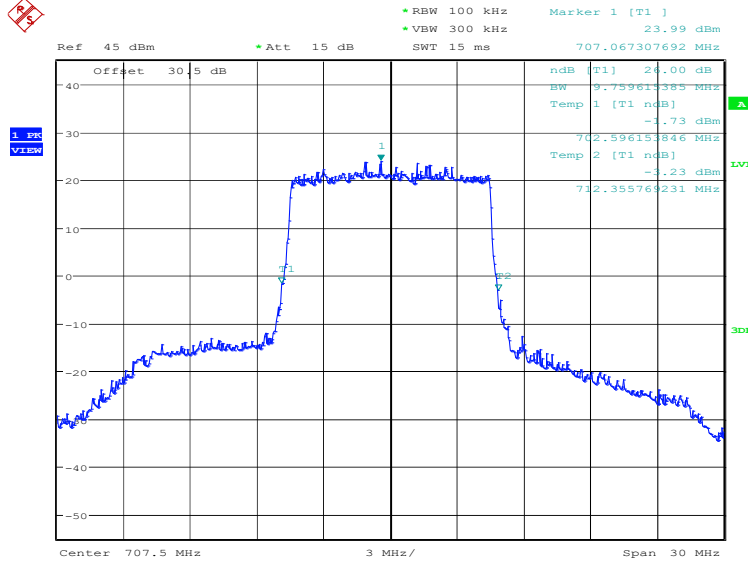
Date: 11.DEC.2023 10:38:36



**LTE band 12, 10MHz (-26dBc)**

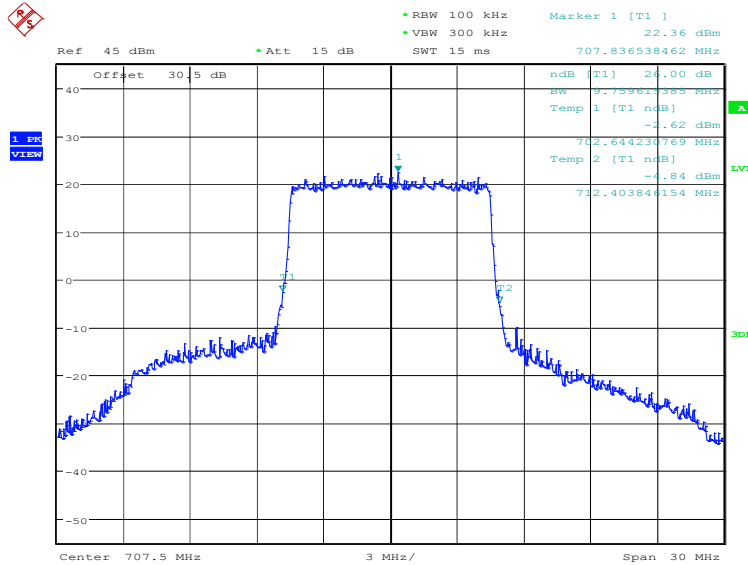
Frequency(MHz)	Emission Bandwidth (-26dBc)(kHz)	
707.5	QPSK	16QAM
	9759.62	9759.62

**LTE band 12, 10MHz Bandwidth, QPSK (-26dBc BW)**



Date: 11.DEC.2023 10:39:22

**LTE band 12, 10MHz Bandwidth, 16QAM (-26dBc BW)**

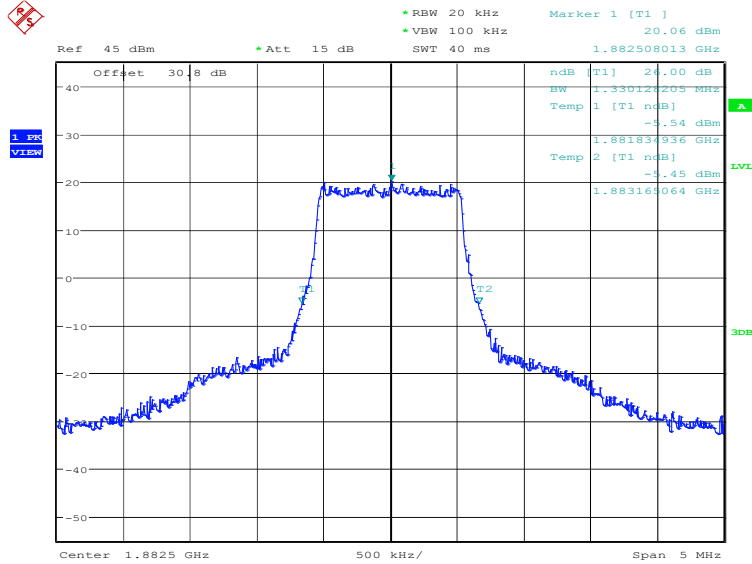


Date: 11.DEC.2023 10:40:02

**LTE band 25, 1.4MHz (-26dBc)**

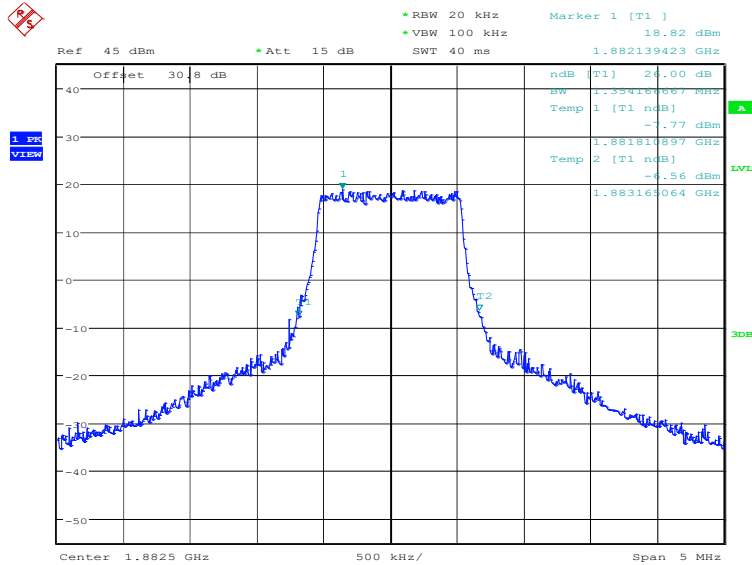
Frequency(MHz)	Emission Bandwidth (-26dBc)(kHz)	
1882.5	QPSK	16QAM
	1330.13	1354.17

**LTE band 25, 1.4MHz Bandwidth, QPSK (-26dBc BW)**



Date: 11.DEC.2023 08:31:15

**LTE band 25, 1.4MHz Bandwidth, 16QAM (-26dBc BW)**

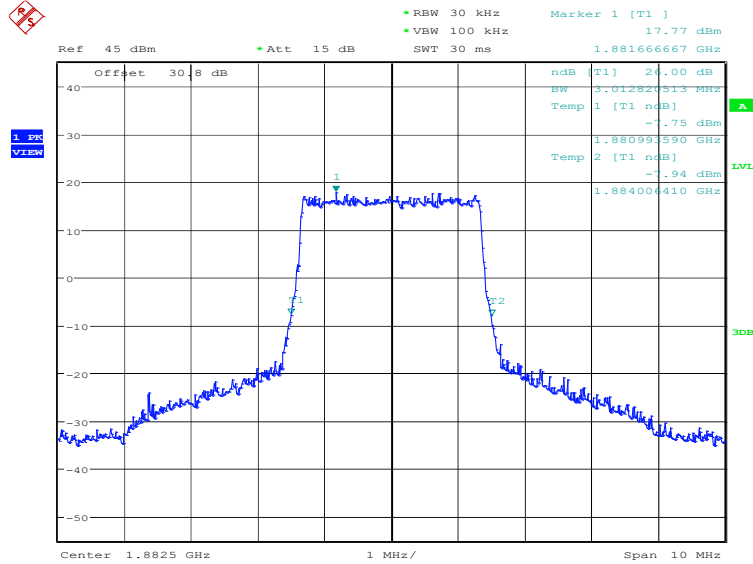


Date: 11.DEC.2023 08:31:55

**LTE band 25, 3MHz (-26dBc)**

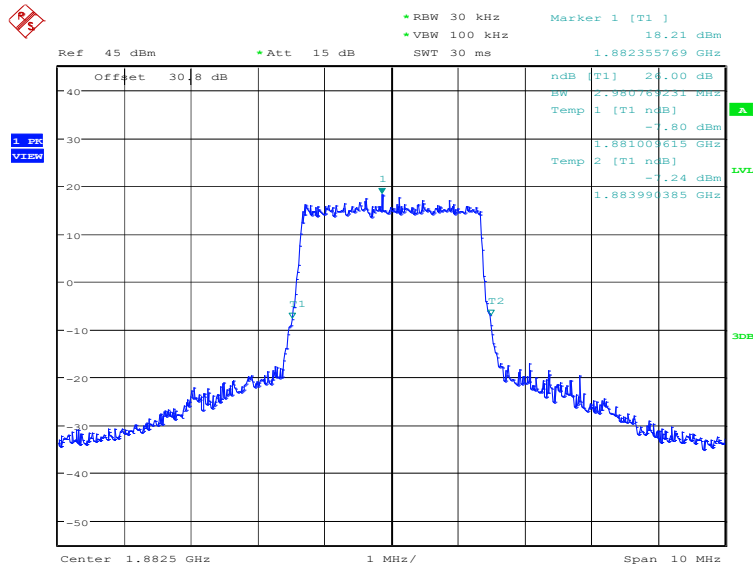
Frequency(MHz)	Emission Bandwidth (-26dBc)(kHz)	
1882.5	QPSK	16QAM
	3012.82	2980.77

**LTE band 25, 3MHz Bandwidth, QPSK (-26dBc BW)**



Date: 11.DEC.2023 08:32:40

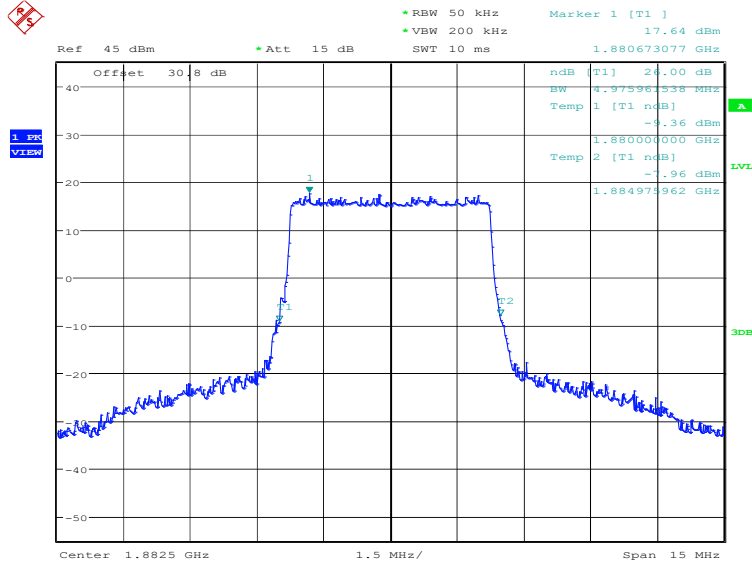
**LTE band 25, 3MHz Bandwidth, 16QAM (-26dBc BW)**



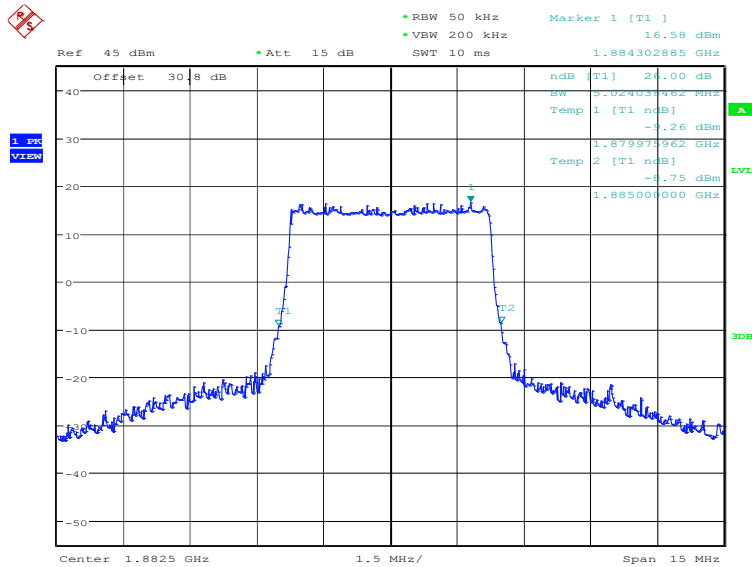
Date: 11.DEC.2023 08:33:21

**LTE band 25, 5MHz (-26dBc)**

Frequency(MHz)	Emission Bandwidth (-26dBc)(kHz)	
1882.5	QPSK	16QAM
	4975.96	5024.04

**LTE band 25, 5MHz Bandwidth, QPSK (-26dBc BW)**


Date: 11.DEC.2023 08:34:06

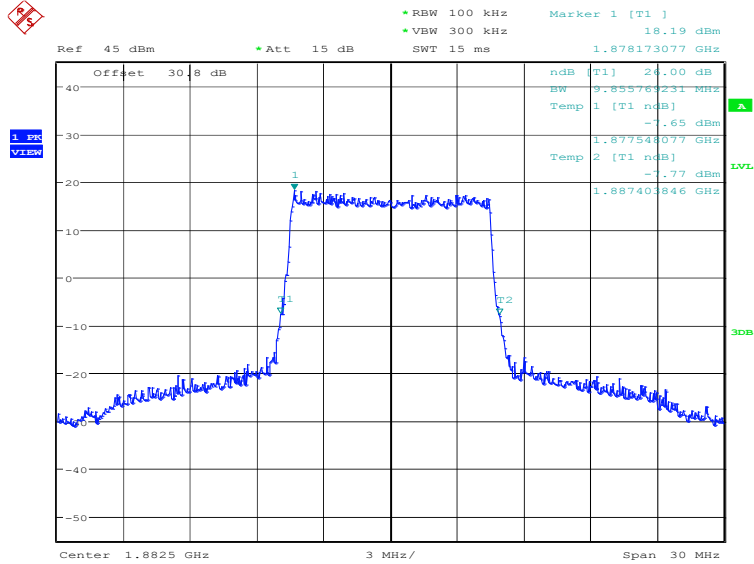
**LTE band 25, 5MHz Bandwidth, 16QAM (-26dBc BW)**


Date: 11.DEC.2023 08:34:46

**LTE band 25, 10MHz (-26dBc)**

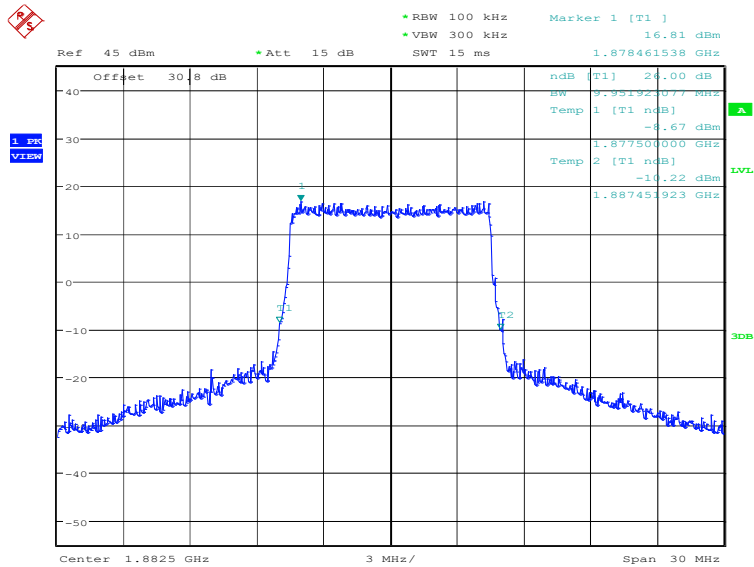
Frequency(MHz)	Emission Bandwidth (-26dBc)(kHz)	
1882.5	QPSK	16QAM
	9855.77	9951.92

**LTE band 25, 10MHz Bandwidth, QPSK (-26dBc BW)**



Date: 11.DEC.2023 08:35:31

**LTE band 25, 10MHz Bandwidth, 16QAM (-26dBc BW)**

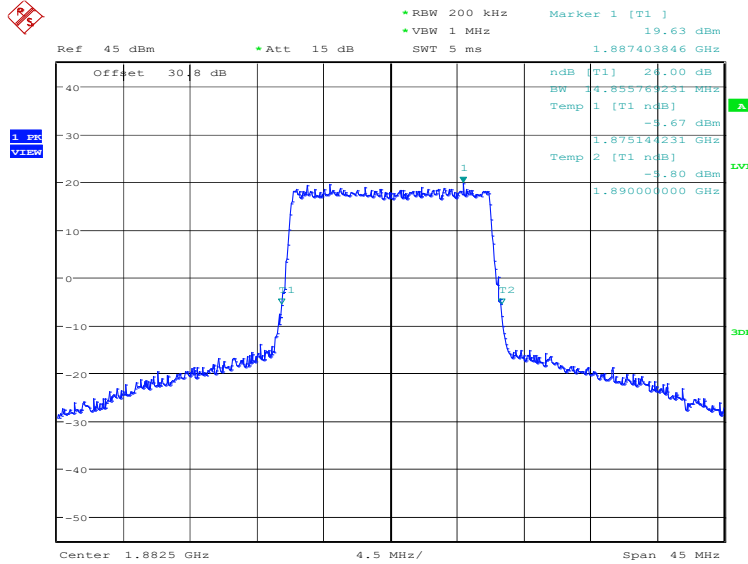


Date: 11.DEC.2023 08:36:12

**LTE band 25, 15MHz (-26dBc)**

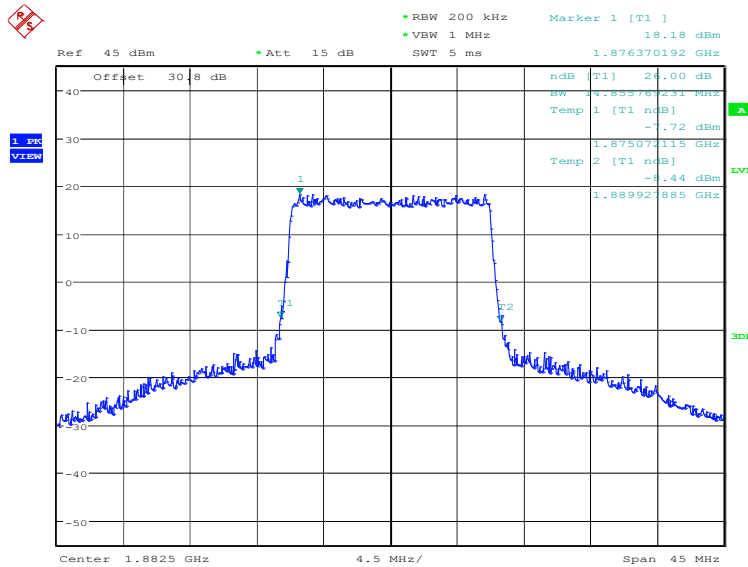
Frequency(MHz)	Emission Bandwidth (-26dBc)(kHz)	
1882.5	QPSK	16QAM
	14855.77	14855.77

**LTE band 25, 15MHz Bandwidth, QPSK (-26dBc BW)**



Date: 11.DEC.2023 08:36:57

**LTE band 25, 15MHz Bandwidth, 16QAM (-26dBc BW)**

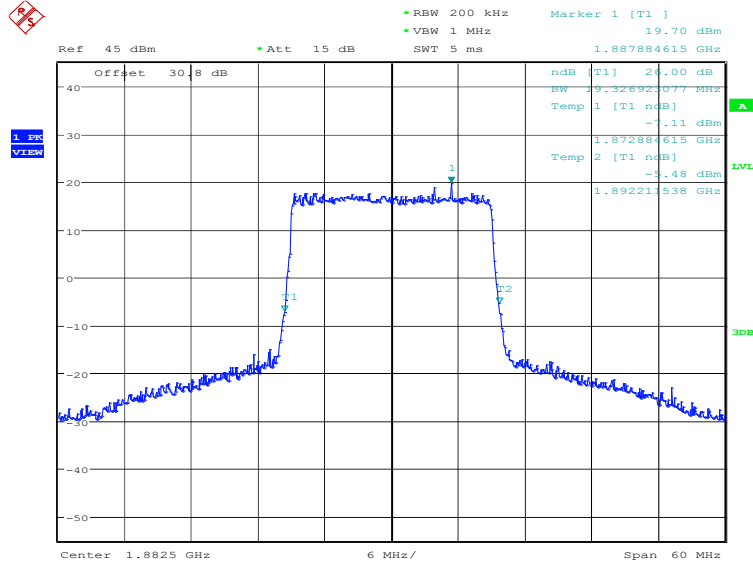


Date: 11.DEC.2023 08:37:37

**LTE band 25, 20MHz (-26dBc)**

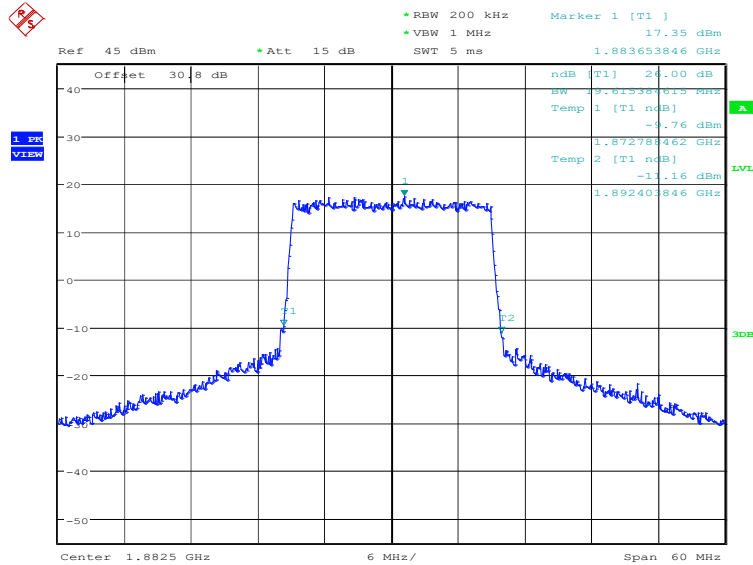
Frequency(MHz)	Emission Bandwidth (-26dBc)(kHz)	
1882.5	QPSK	16QAM
	19326.92	19615.38

**LTE band 25, 20MHz Bandwidth, QPSK (-26dBc BW)**



Date: 11.DEC.2023 08:38:22

**LTE band 25, 20MHz Bandwidth, 16QAM (-26dBc BW)**

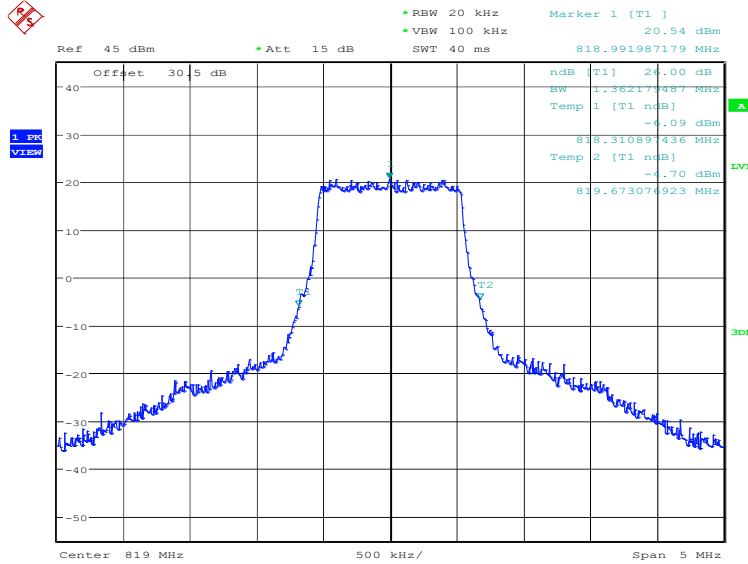


Date: 11.DEC.2023 08:39:03

**LTE band 26(814MHz~824MHz), 1.4MHz (-26dBc)**

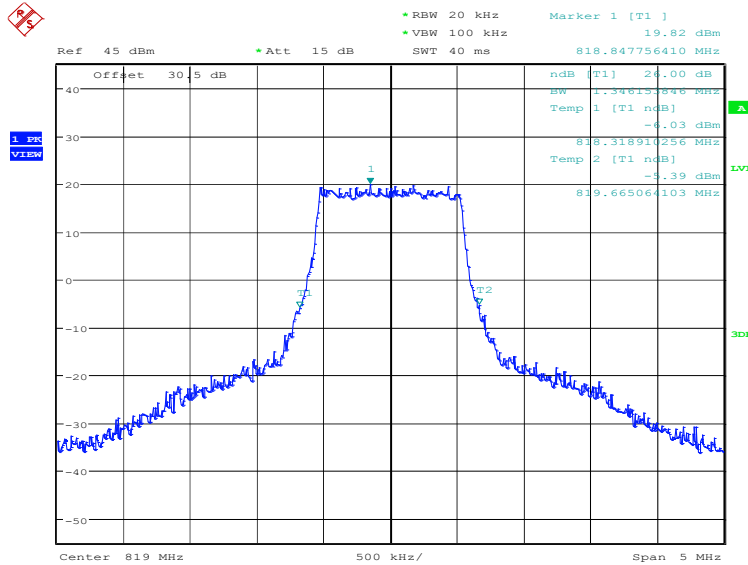
Frequency(MHz)	Emission Bandwidth (-26dBc)(kHz)	
819.0	QPSK	16QAM
	1362.18	1346.15

**LTE band 26(814MHz~824MHz), 1.4MHz Bandwidth, QPSK (-26dBc BW)**



Date: 11.DEC.2023 10:48:38

**LTE band 26(814MHz~824MHz), 1.4MHz Bandwidth, 16QAM (-26dBc BW)**



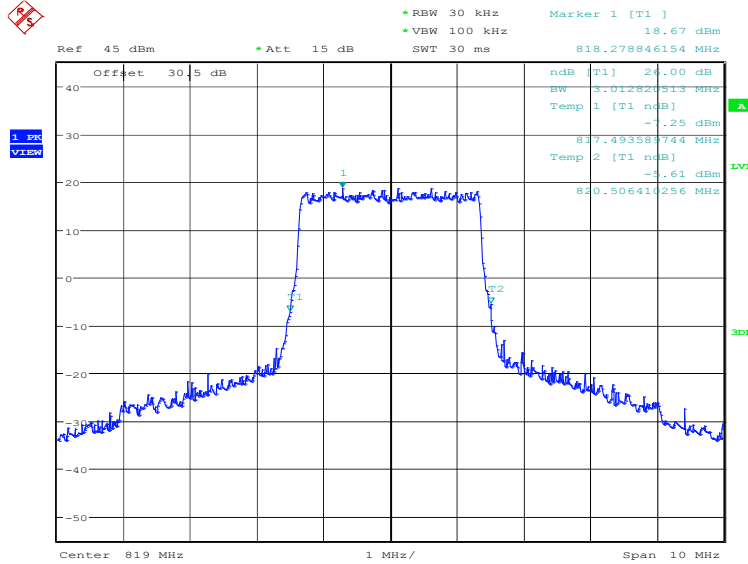
Date: 11.DEC.2023 10:49:18



**LTE band 26(814MHz~824MHz), 3MHz (-26dBc)**

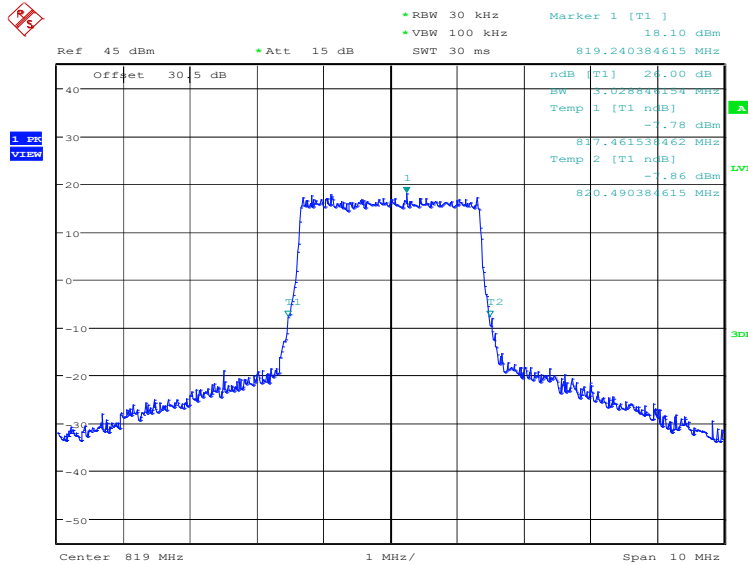
Frequency(MHz)	Emission Bandwidth (-26dBc)(kHz)	
819.0	QPSK	16QAM
	3012.82	3028.85

**LTE band 26(814MHz~824MHz), 3MHz Bandwidth, QPSK (-26dBc BW)**



Date: 11.DEC.2023 10:50:03

**LTE band 26(814MHz~824MHz), 3MHz Bandwidth, 16QAM (-26dBc BW)**

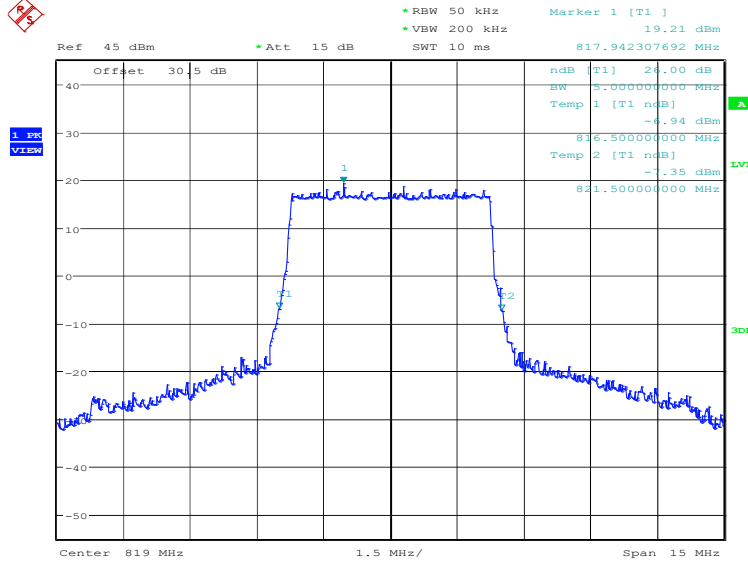


Date: 11.DEC.2023 10:50:43

**LTE band 26(814MHz~824MHz), 5MHz (-26dBc)**

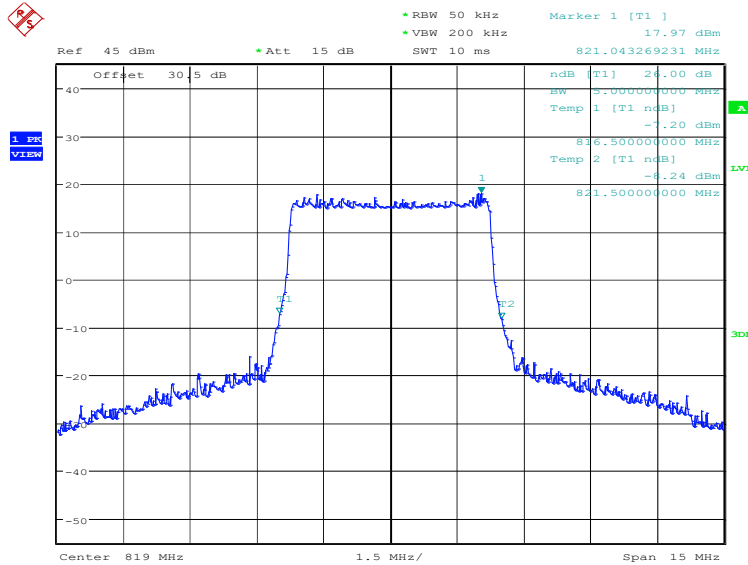
Frequency(MHz)	Emission Bandwidth (-26dBc)(kHz)	
819.0	QPSK	16QAM
	5000.00	5000.00

**LTE band 26(814MHz~824MHz), 5MHz Bandwidth, QPSK (-26dBc BW)**



Date: 11.DEC.2023 10:51:28

**LTE band 26(814MHz~824MHz), 5MHz Bandwidth, 16QAM (-26dBc BW)**

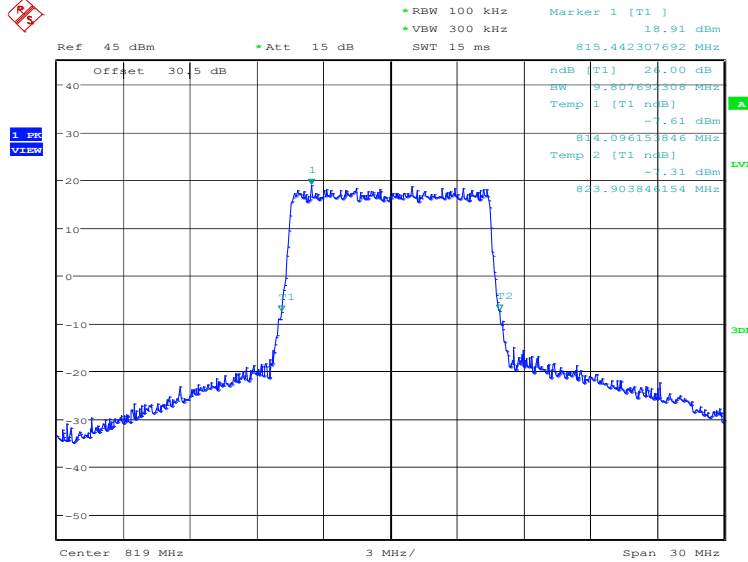


Date: 11.DEC.2023 10:52:08

**LTE band 26(814MHz~824MHz), 10MHz (-26dBc)**

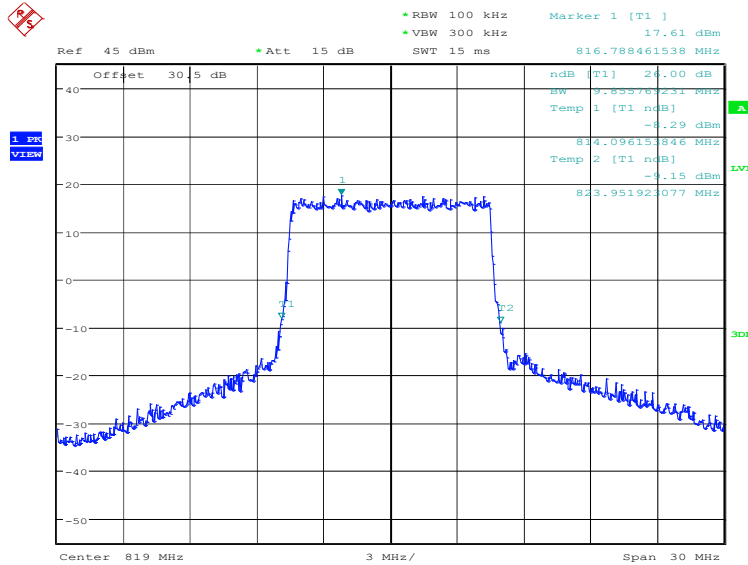
Frequency(MHz)	Emission Bandwidth (-26dBc)(kHz)	
819.0	QPSK	16QAM
	9807.69	9855.77

**LTE band 26(814MHz~824MHz), 10MHz Bandwidth, QPSK (-26dBc BW)**



Date: 11.DEC.2023 10:52:54

**LTE band 26(814MHz~824MHz), 10MHz Bandwidth, 16QAM (-26dBc BW)**

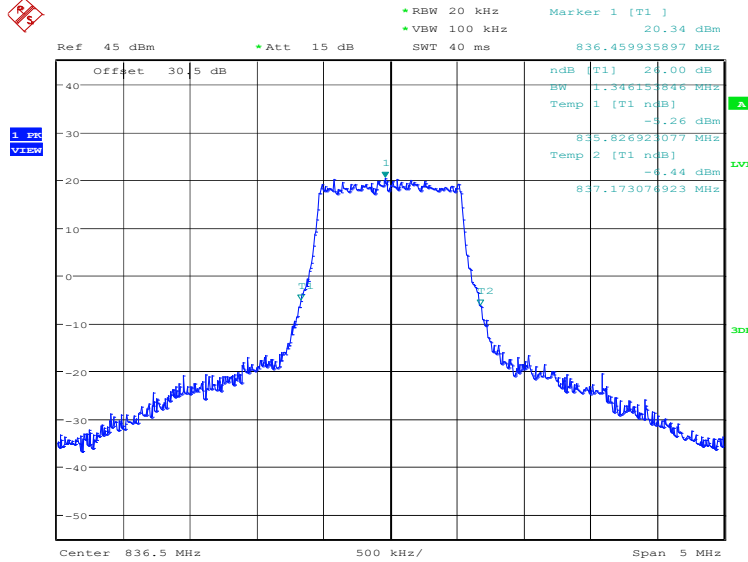


Date: 11.DEC.2023 10:53:35

**LTE band 26(824MHz~849MHz), 1.4MHz (-26dBc)**

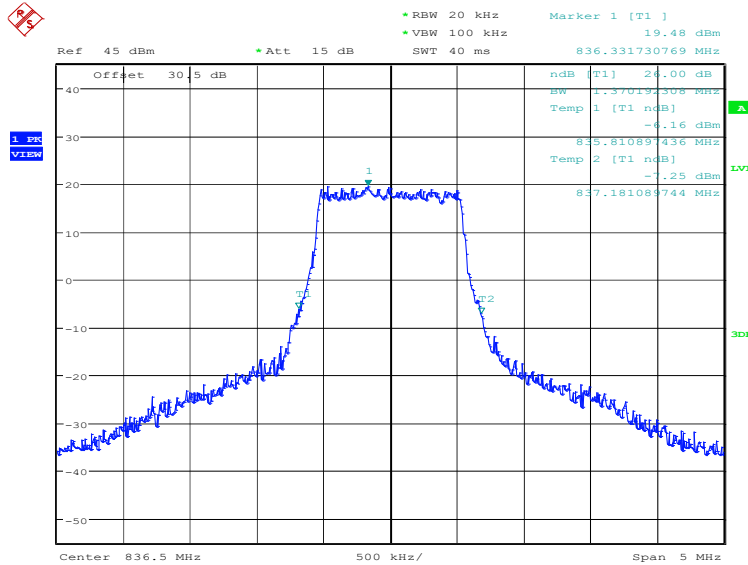
Frequency(MHz)	Emission Bandwidth (-26dBc)(kHz)	
836.5	QPSK	16QAM
	1346.15	1370.19

**LTE band 26(824MHz~849MHz), 1.4MHz Bandwidth, QPSK (-26dBc BW)**



Date: 11.DEC.2023 10:40:52

**LTE band 26(824MHz~849MHz), 1.4MHz Bandwidth, 16QAM (-26dBc BW)**

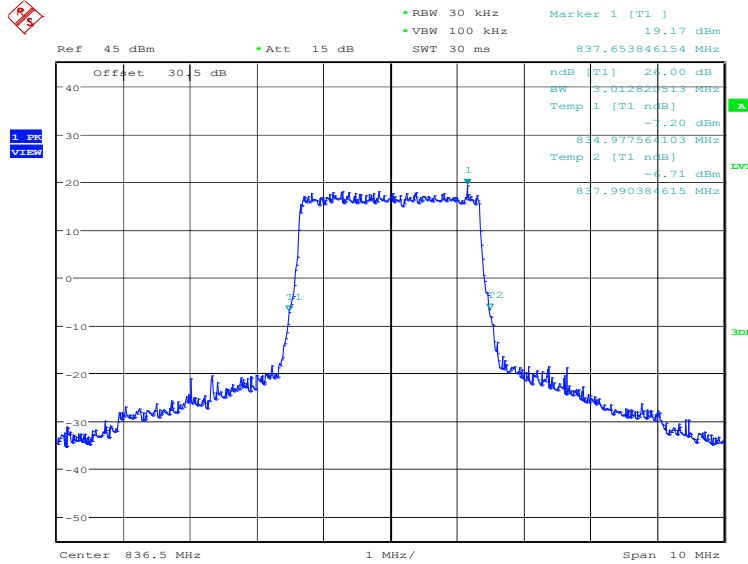


Date: 11.DEC.2023 10:41:32

**LTE band 26(824MHz~849MHz), 3MHz (-26dBc)**

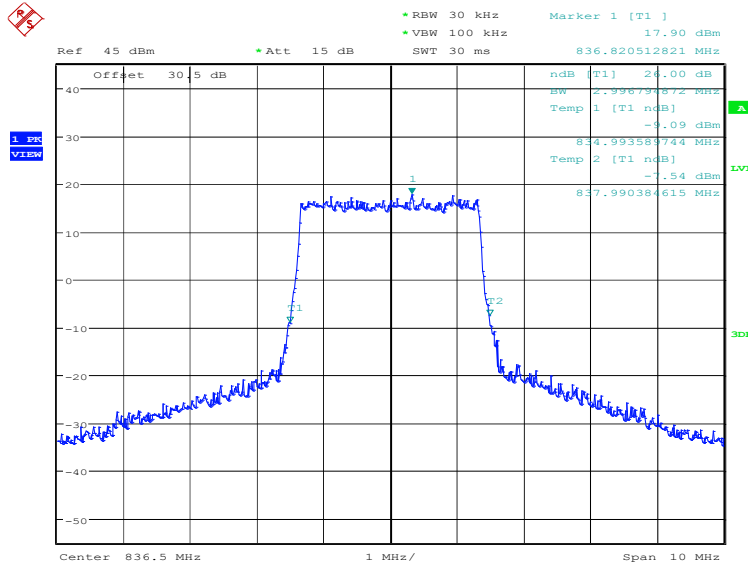
Frequency(MHz)	Emission Bandwidth (-26dBc)(kHz)	
836.5	QPSK	16QAM
	3012.82	2996.79

**LTE band 26(824MHz~849MHz), 3MHz Bandwidth, QPSK (-26dBc BW)**



Date: 11.DEC.2023 10:42:17

**LTE band 26(824MHz~849MHz), 3MHz Bandwidth, 16QAM (-26dBc BW)**

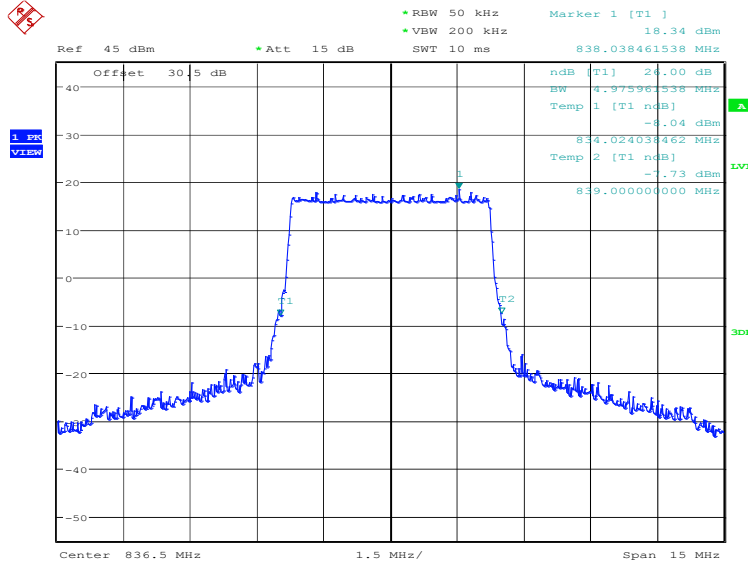


Date: 11.DEC.2023 10:42:57

**LTE band 26(824MHz~849MHz), 5MHz (-26dBc)**

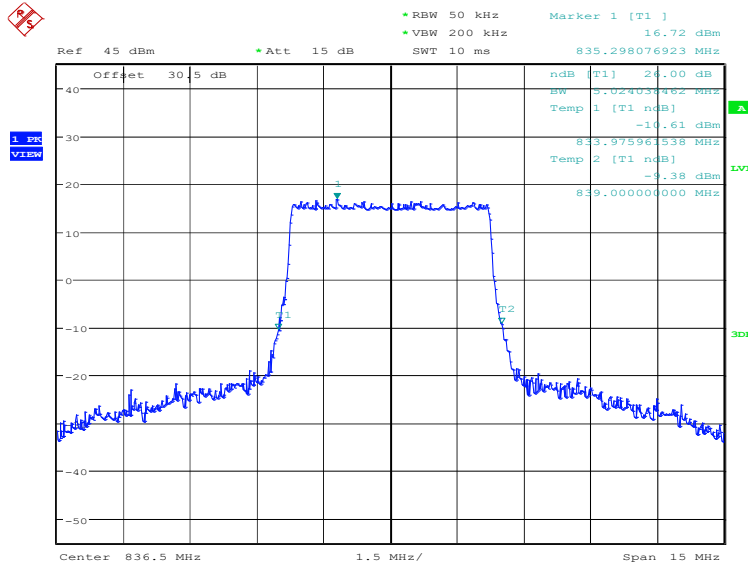
Frequency(MHz)	Emission Bandwidth (-26dBc)(kHz)	
836.5	QPSK	16QAM
	4975.96	5024.04

**LTE band 26(824MHz~849MHz), 5MHz Bandwidth, QPSK (-26dBc BW)**



Date: 11.DEC.2023 10:43:42

**LTE band 26(824MHz~849MHz), 5MHz Bandwidth, 16QAM (-26dBc BW)**

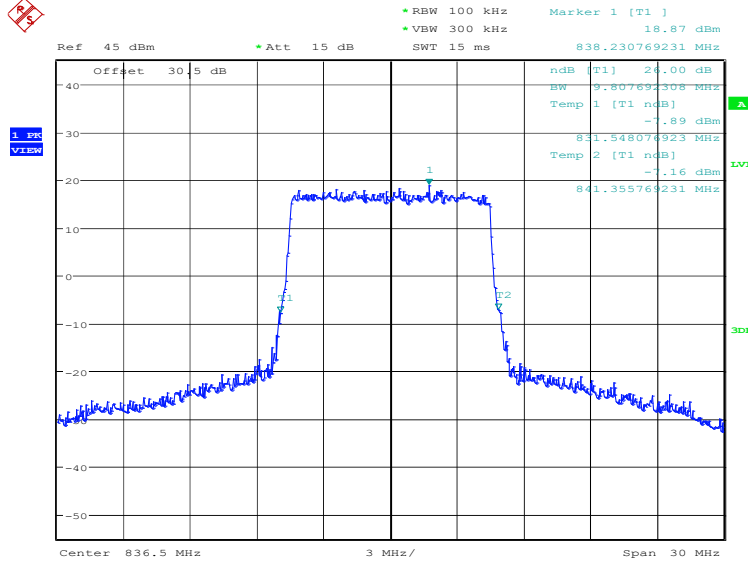


Date: 11.DEC.2023 10:44:23

**LTE band 26(824MHz~849MHz), 10MHz (-26dBc)**

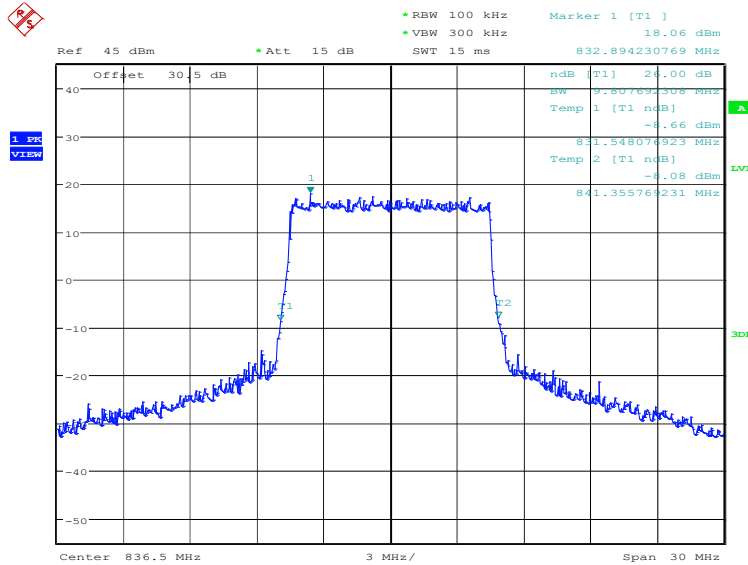
Frequency(MHz)	Emission Bandwidth (-26dBc)(kHz)	
836.5	QPSK	16QAM
	9807.69	9807.69

**LTE band 26(824MHz~849MHz), 10MHz Bandwidth, QPSK (-26dBc BW)**



Date: 11.DEC.2023 10:45:08

**LTE band 26(824MHz~849MHz), 10MHz Bandwidth, 16QAM (-26dBc BW)**

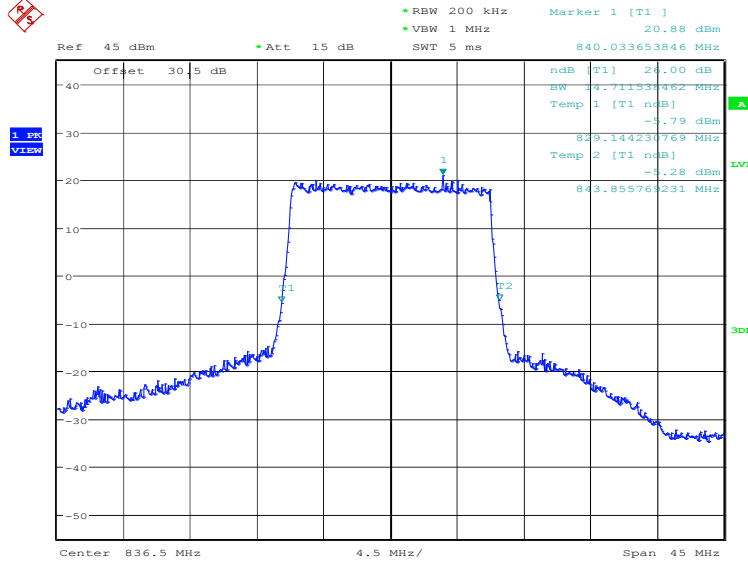


Date: 11.DEC.2023 10:45:49

**LTE band 26(824MHz~849MHz), 15MHz (-26dBc)**

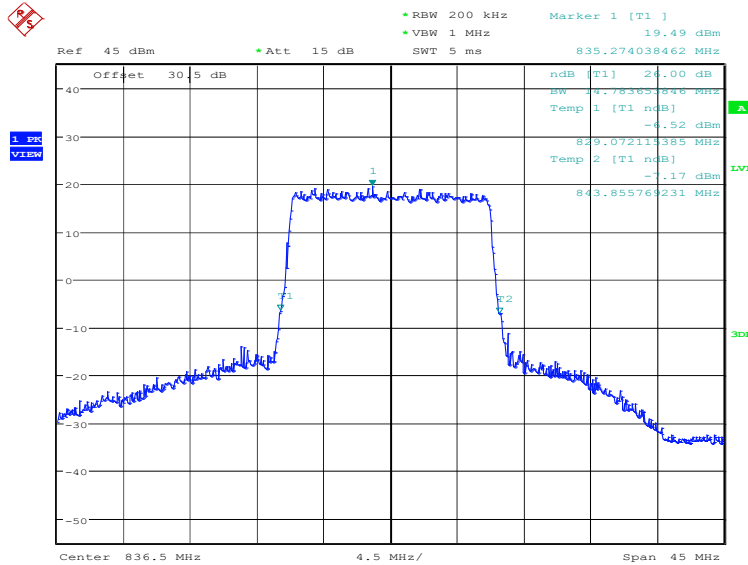
Frequency(MHz)	Emission Bandwidth (-26dBc)(kHz)	
836.5	QPSK	16QAM
	14711.54	14783.65

**LTE band 26(824MHz~849MHz), 15MHz Bandwidth, QPSK (-26dBc BW)**



Date: 11.DEC.2023 10:46:34

**LTE band 26(824MHz~849MHz), 15MHz Bandwidth, 16QAM (-26dBc BW)**



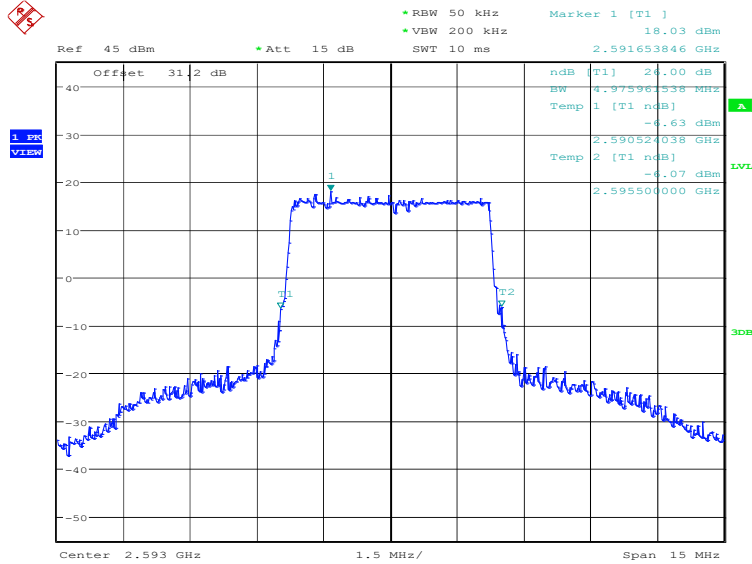
Date: 11.DEC.2023 10:47:14



**LTE band 41, 5MHz (-26dBc)**

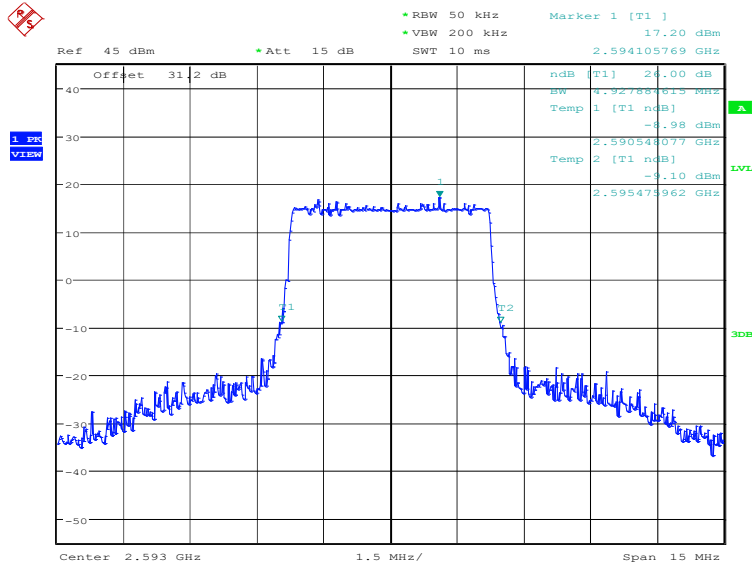
Frequency(MHz)	Emission Bandwidth (-26dBc)(kHz)	
2593.0	QPSK	16QAM
	4975.96	4927.88

**LTE band 41, 5MHz Bandwidth, QPSK (-26dBc BW)**



Date: 11.DEC.2023 08:49:16

**LTE band 41, 5MHz Bandwidth,16QAM (-26dBc BW)**

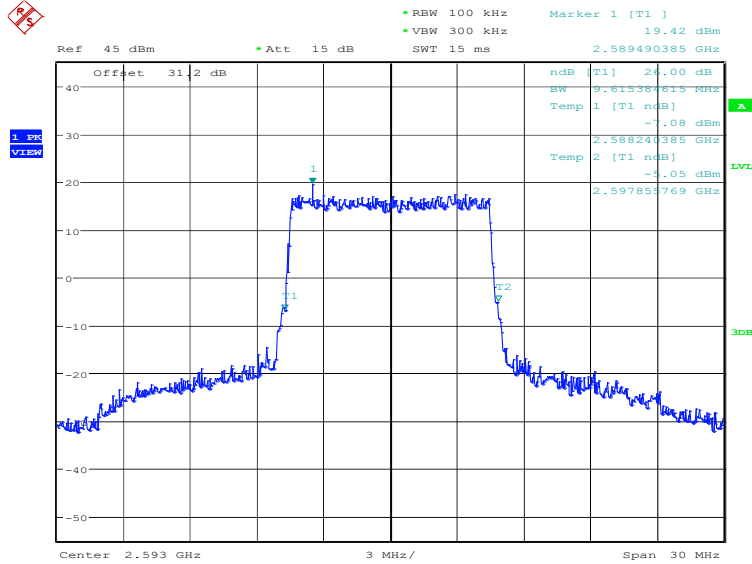


Date: 11.DEC.2023 08:49:56

**LTE band 41, 10MHz (-26dBc)**

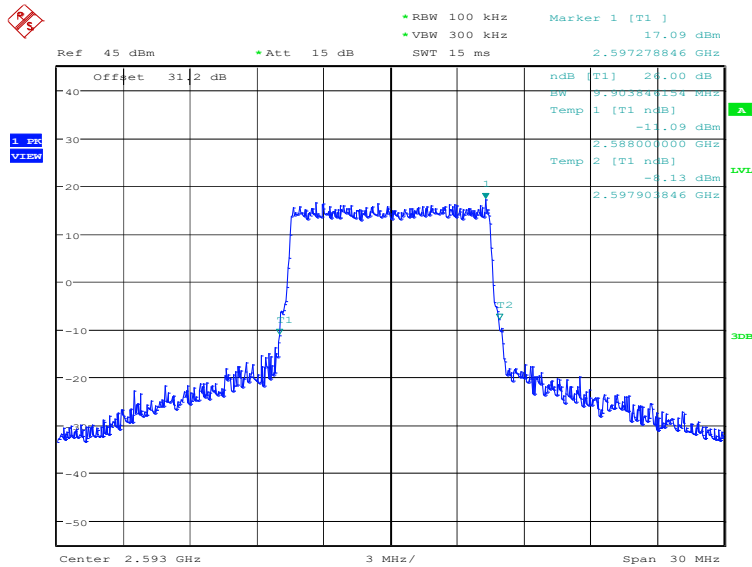
Frequency(MHz)	Emission Bandwidth (-26dBc)(kHz)	
2593.0	QPSK	16QAM
	9615.38	9903.85

**LTE band 41, 10MHz Bandwidth, QPSK (-26dBc BW)**



Date: 11.DEC.2023 08:50:42

**LTE band 41, 10MHz Bandwidth, 16QAM (-26dBc BW)**

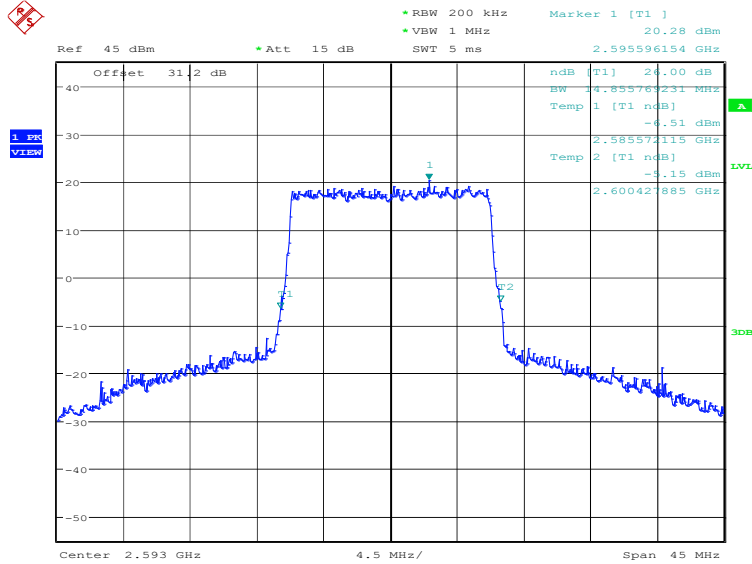


Date: 11.DEC.2023 08:51:22

**LTE band 41, 15MHz (-26dBc)**

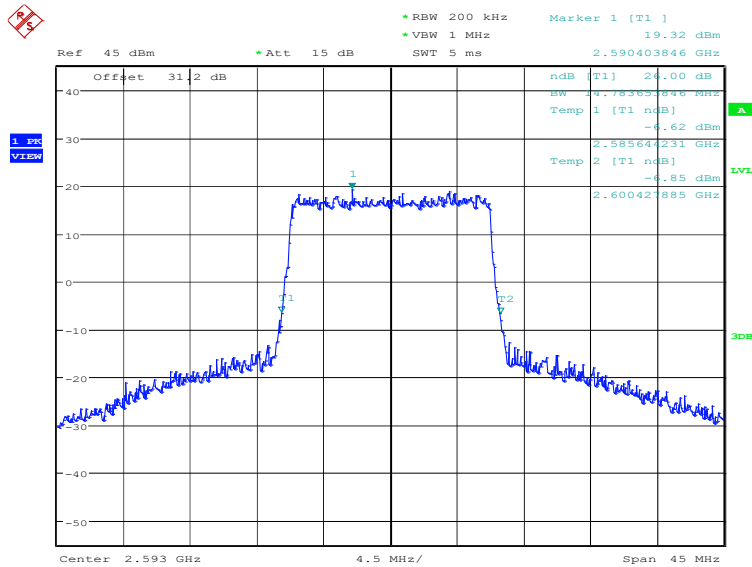
Frequency(MHz)	Emission Bandwidth (-26dBc)(kHz)	
2593.0	QPSK	16QAM
	14855.77	14783.65

**LTE band 41, 15MHz Bandwidth, QPSK (-26dBc BW)**



Date: 11.DEC.2023 08:52:07

**LTE band 41, 15MHz Bandwidth,16QAM (-26dBc BW)**

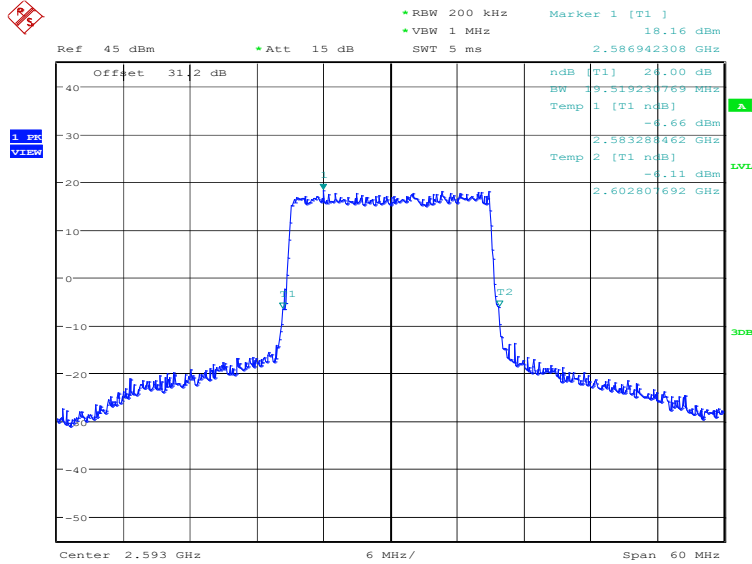


Date: 11.DEC.2023 08:52:48

### LTE band 41, 20MHz (-26dBc)

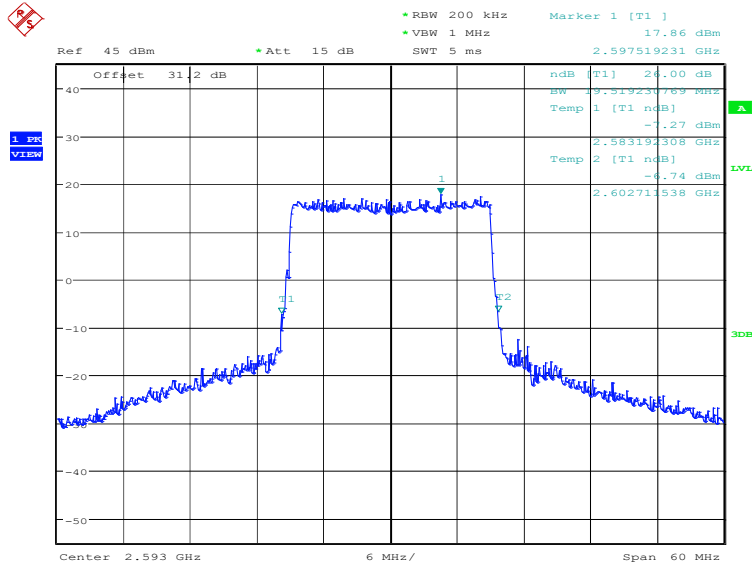
Frequency(MHz)	Emission Bandwidth (-26dBc)(kHz)	
	2593.0	QPSK
	19519.23	19519.23

### LTE band 41, 20MHz Bandwidth, QPSK (-26dBc BW)



Date: 11.DEC.2023 08:53:33

### LTE band 41, 20MHz Bandwidth, 16QAM (-26dBc BW)

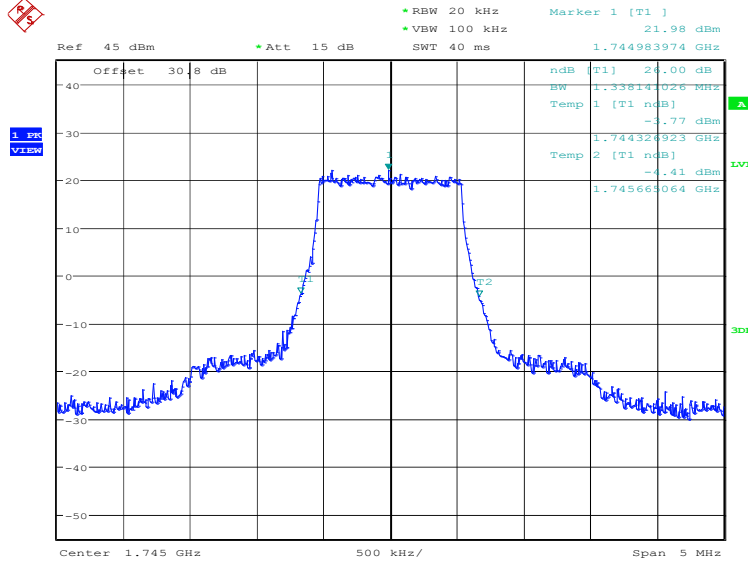


Date: 11.DEC.2023 08:54:14

**LTE band 66, 1.4MHz (-26dBc)**

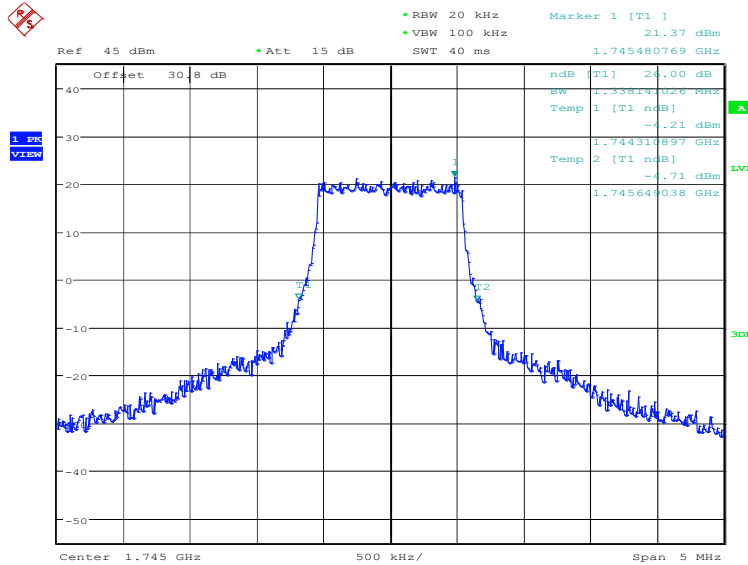
Frequency(MHz)	Emission Bandwidth (-26dBc)(kHz)	
1745.0	QPSK	16QAM
	1338.14	1338.14

**LTE band 66, 1.4MHz Bandwidth, QPSK (-26dBc BW)**



Date: 11.DEC.2023 08:39:52

**LTE band 66, 1.4MHz Bandwidth, 16QAM (-26dBc BW)**

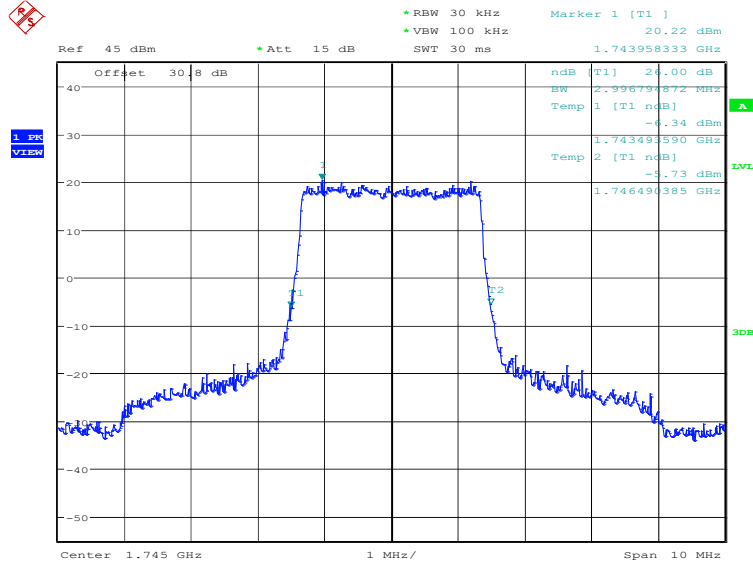


Date: 11.DEC.2023 08:40:33

**LTE band 66, 3MHz (-26dBc)**

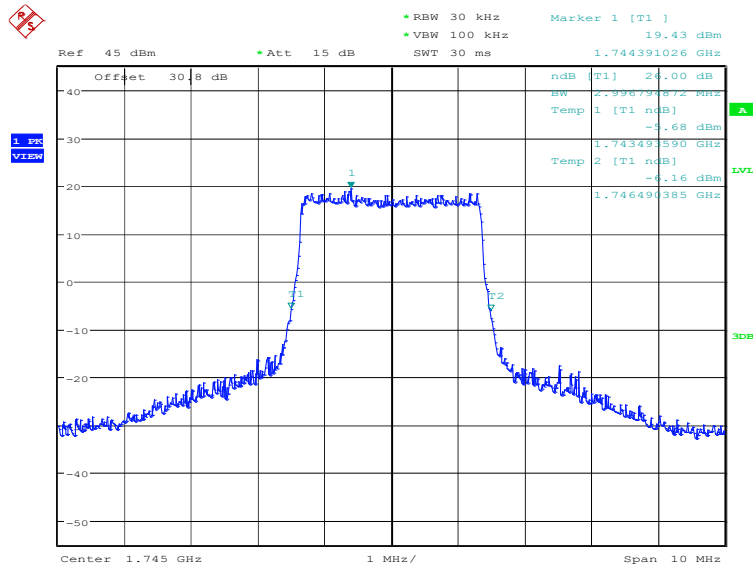
Frequency(MHz)	Emission Bandwidth (-26dBc)(kHz)	
1745.0	QPSK	16QAM
	2996.79	2996.79

**LTE band 66, 3MHz Bandwidth, QPSK (-26dBc BW)**



Date: 11.DEC.2023 08:41:18

**LTE band 66, 3MHz Bandwidth, 16QAM (-26dBc BW)**

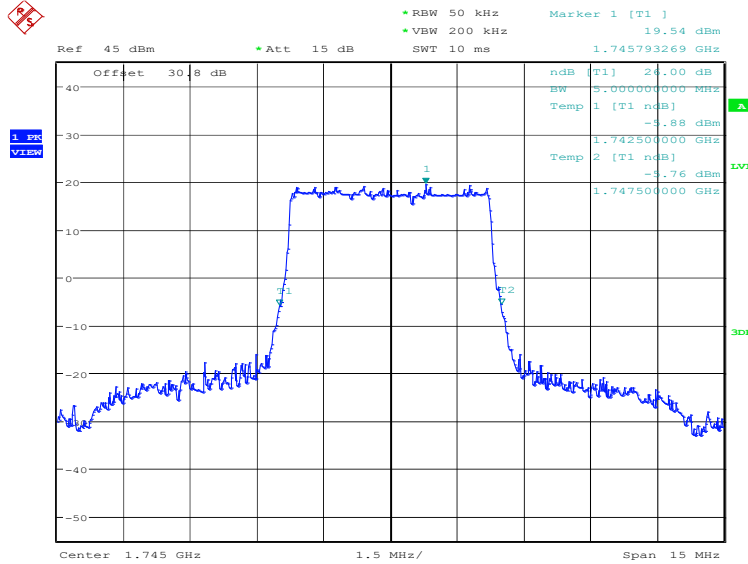


Date: 11.DEC.2023 08:41:58

**LTE band 66, 5MHz (-26dBc)**

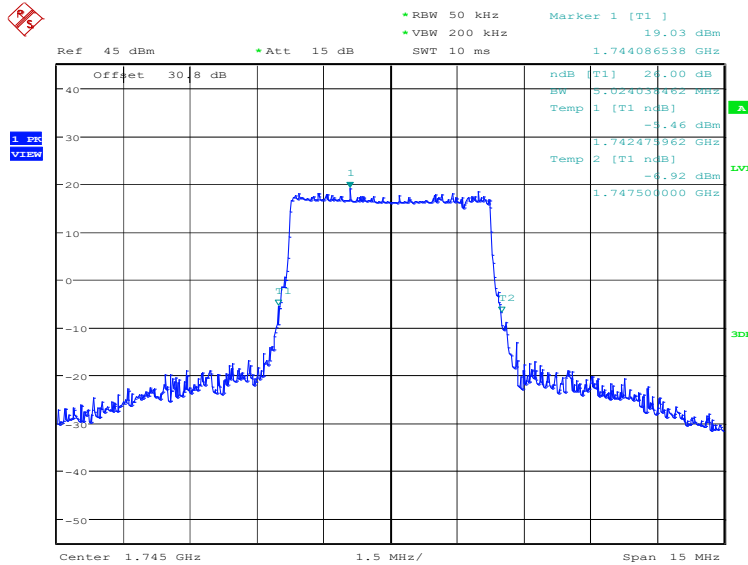
Frequency(MHz)	Emission Bandwidth (-26dBc)(kHz)	
1745.0	QPSK	16QAM
	5000.00	5024.04

**LTE band 66, 5MHz Bandwidth, QPSK (-26dBc BW)**



Date: 11.DEC.2023 08:42:44

**LTE band 66, 5MHz Bandwidth, 16QAM (-26dBc BW)**

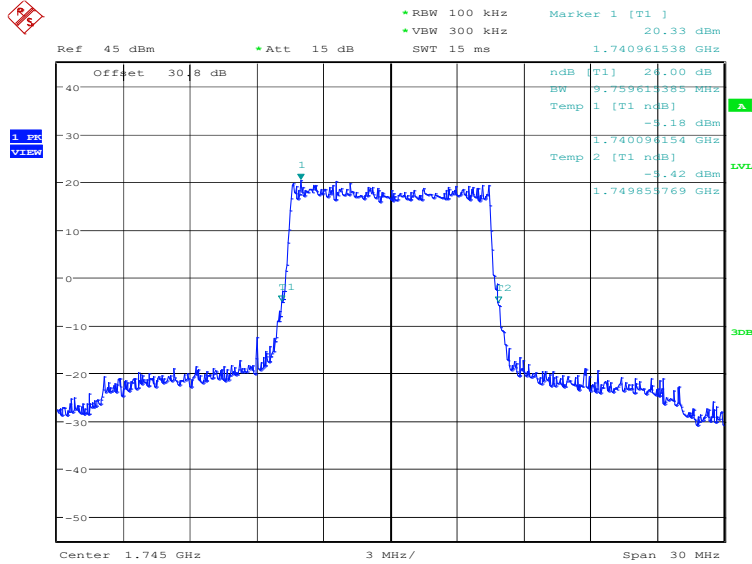


Date: 11.DEC.2023 08:43:24

### LTE band 66, 10MHz (-26dBc)

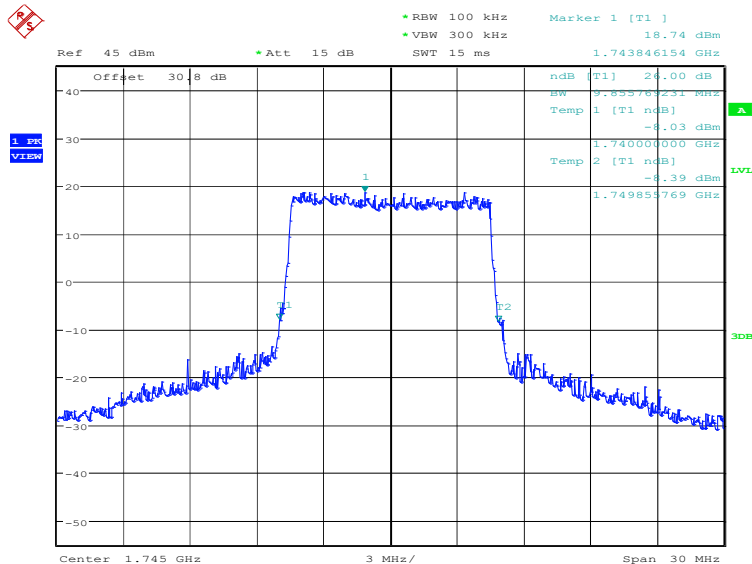
Frequency(MHz)	Emission Bandwidth (-26dBc)(kHz)	
1745.0	QPSK	16QAM
	9759.62	9855.77

### LTE band 66, 10MHz Bandwidth, QPSK (-26dBc BW)



Date: 11.DEC.2023 08:44:10

### LTE band 66, 10MHz Bandwidth, 16QAM (-26dBc BW)



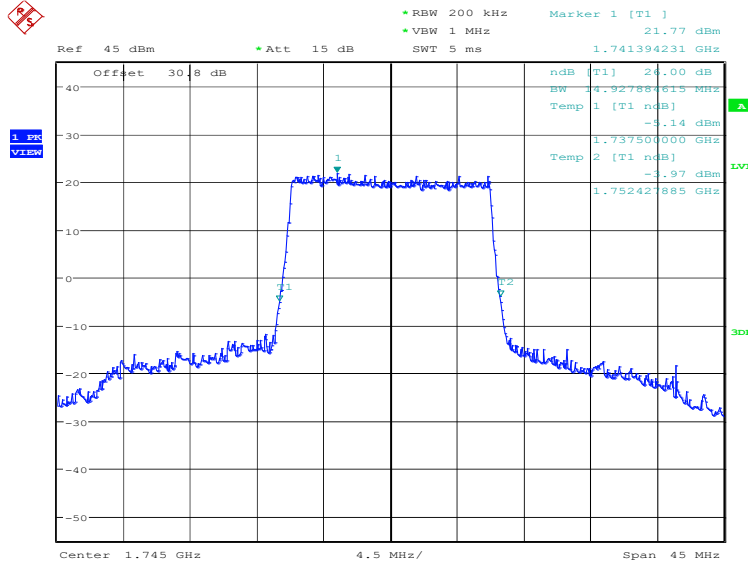
Date: 11.DEC.2023 08:44:50



**LTE band 66, 15MHz (-26dBc)**

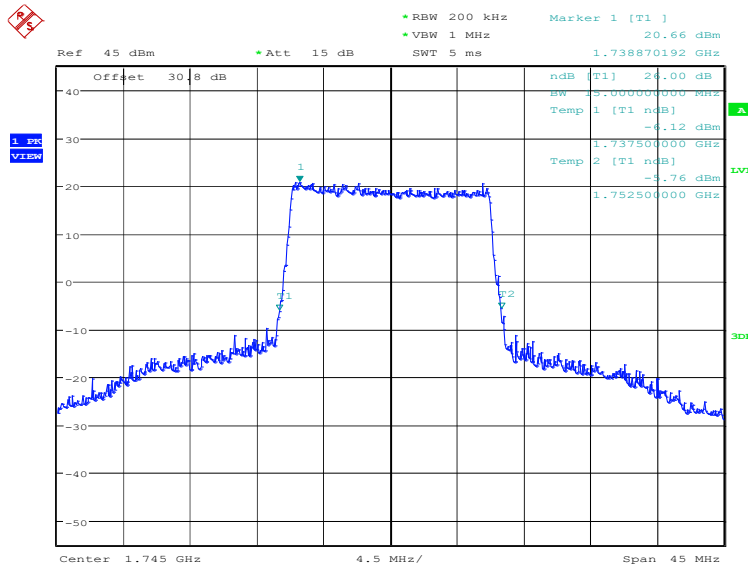
Frequency(MHz)	Emission Bandwidth (-26dBc)(kHz)	
1745.0	QPSK	16QAM
	14927.88	15000.00

**LTE band 66, 15MHz Bandwidth, QPSK (-26dBc BW)**



Date: 11.DEC.2023 08:45:35

**LTE band 66, 15MHz Bandwidth, 16QAM (-26dBc BW)**

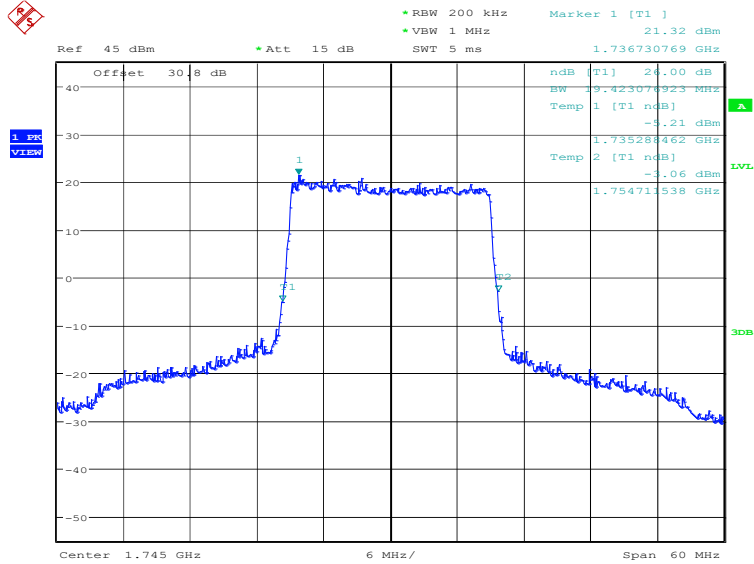


Date: 11.DEC.2023 08:46:16

**LTE band 66, 20MHz (-26dBc)**

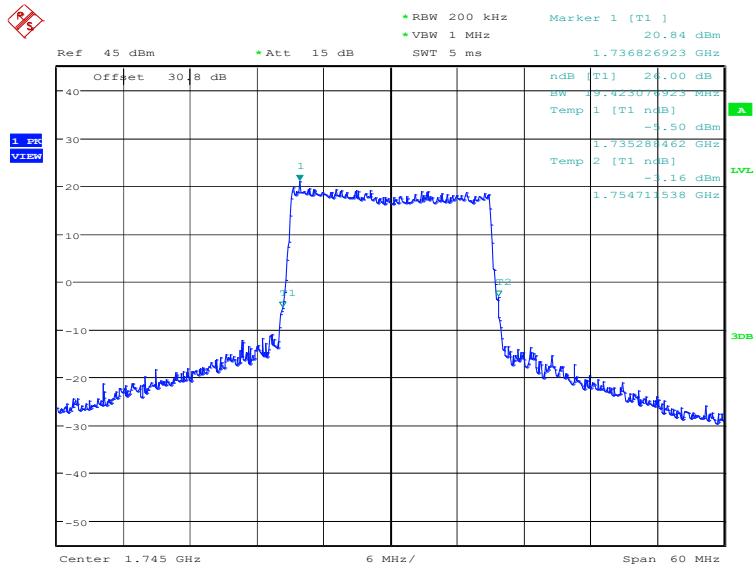
Frequency(MHz)	Emission Bandwidth (-26dBc)(kHz)	
1745.0	QPSK	16QAM
	19423.08	19423.08

**LTE band 66, 20MHz Bandwidth, QPSK (-26dBc BW)**



Date: 11.DEC.2023 08:47:01

**LTE band 66, 20MHz Bandwidth, 16QAM (-26dBc BW)**

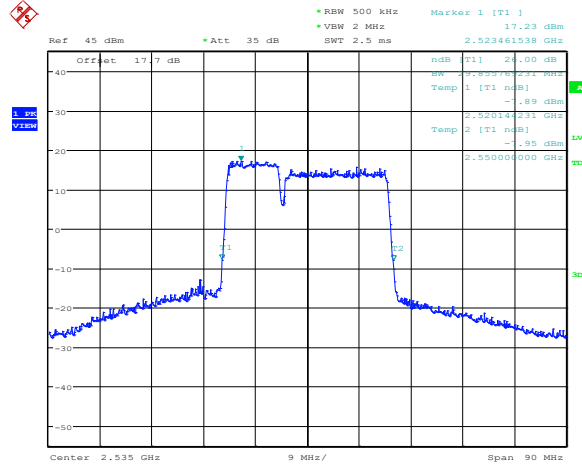


Date: 11.DEC.2023 08:47:41

**LTE CA band 7C, 10MHz+20MHz(-26dBc)**

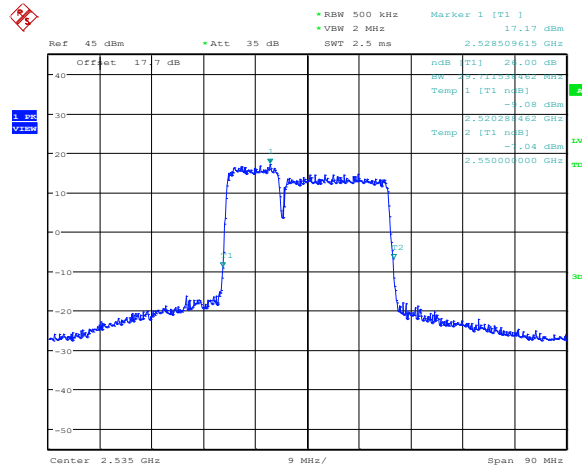
Frequency (MHz)	Occupied Bandwidth (-26dBc) (MHz)	
	QPSK	16QAM
2535.0	29.856	29.712

**LTE CA band 7C , 10MHz+20MHz Bandwidth,QPSK (-26dBc BW)**



Date: 12.DEC.2023 14:32:36

**LTE CA band 7C , 10MHz+20MHz Bandwidth,16QAM (-26dBc BW)**

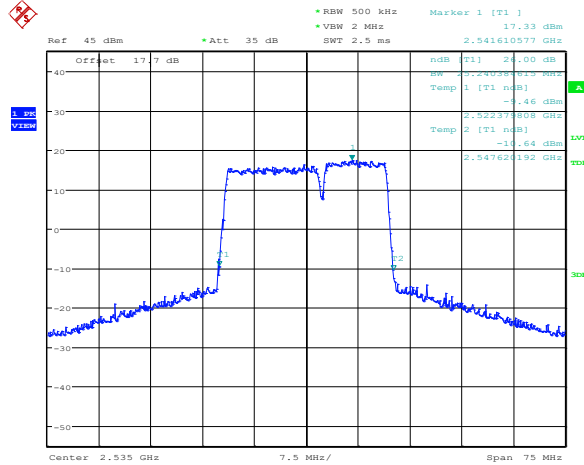


Date: 12.DEC.2023 14:32:59

**LTE CA band 7C, 15MHz+10MHz(-26dBc)**

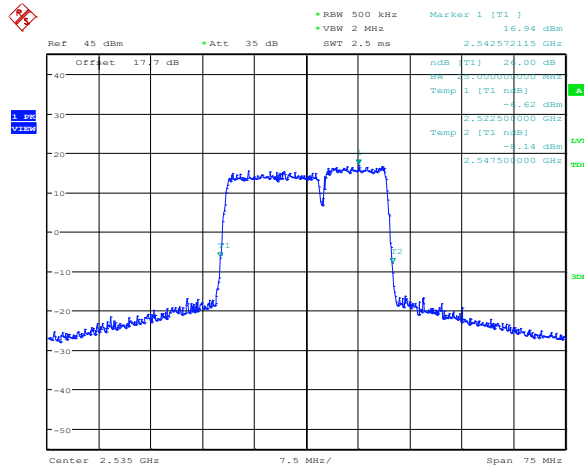
Frequency (MHz)	Occupied Bandwidth (-26dBc) (MHz)	
	QPSK	16QAM
2535.0	25.240	25.000

**LTE CA band 7C , 15MHz+10MHz Bandwidth,QPSK (-26dBc BW)**



Date: 12.DEC.2023 14:33:57

**LTE CA band 7C , 15MHz+10MHz Bandwidth,16QAM (-26dBc BW)**

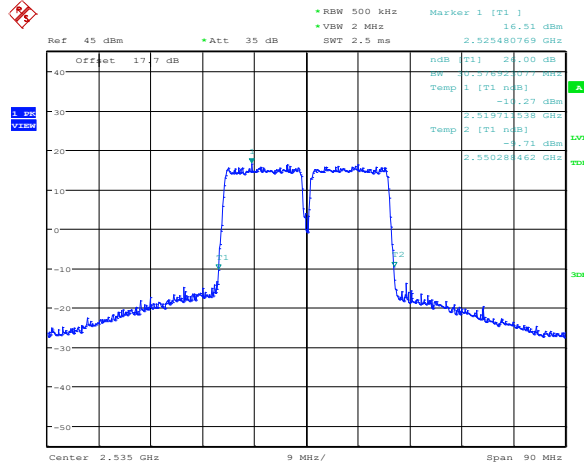


Date: 12.DEC.2023 14:34:20

**LTE CA band 7C, 15MHz+15MHz(-26dBc)**

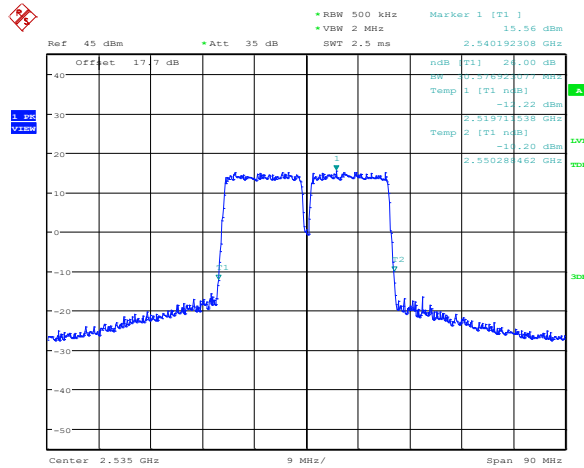
Frequency (MHz)	Occupied Bandwidth (-26dBc) (MHz)	
	QPSK	16QAM
2535.0	30.577	30.577

**LTE CA band 7C , 15MHz+15MHz Bandwidth,QPSK (-26dBc BW)**



Date: 12.DEC.2023 14:35:18

**LTE CA band 7C , 15MHz+15MHz Bandwidth,16QAM (-26dBc BW)**

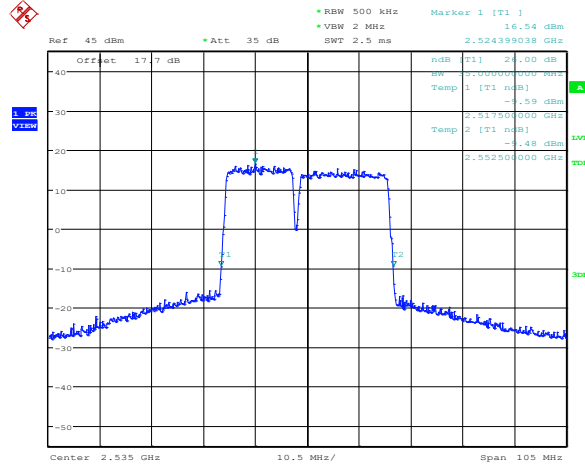


Date: 12.DEC.2023 14:35:41

**LTE CA band 7C, 15MHz+20MHz(-26dBc)**

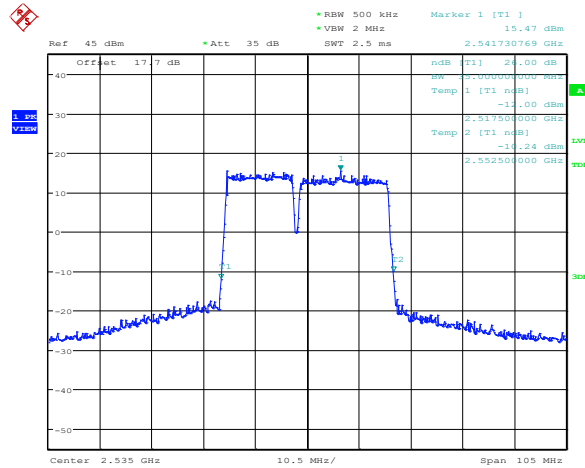
Frequency (MHz)	Occupied Bandwidth (-26dBc) (MHz)	
	QPSK	16QAM
2535.0	35.000	35.000

**LTE CA band 7C , 15MHz+20MHz Bandwidth,QPSK (-26dBc BW)**



Date: 12.DEC.2023 14:36:39

**LTE CA band 7C , 15MHz+20MHz Bandwidth,16QAM (-26dBc BW)**

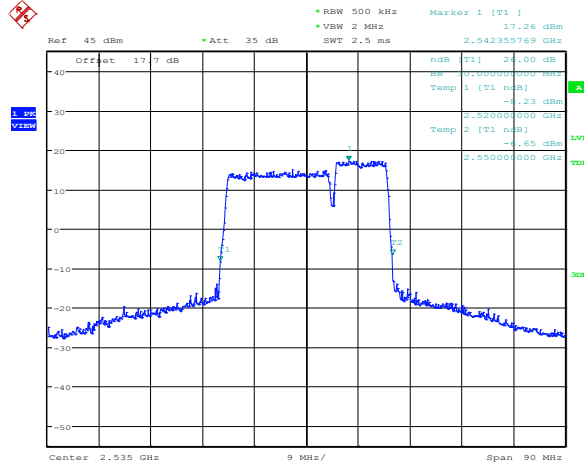


Date: 12.DEC.2023 14:37:02

**LTE CA band 7C, 20MHz+10MHz(-26dBc)**

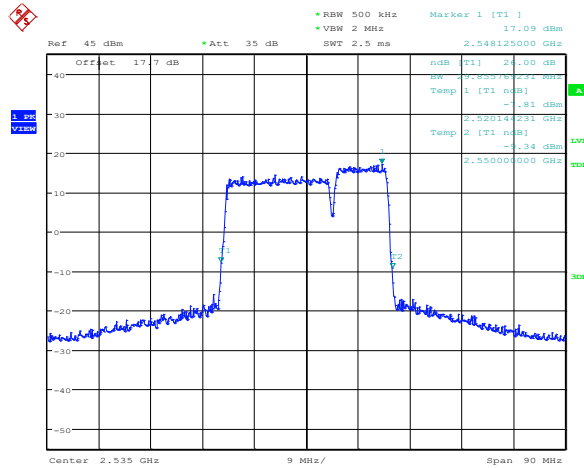
Frequency (MHz)	Occupied Bandwidth (-26dBc) (MHz)	
	QPSK	16QAM
2535.0	30.000	29.856

**LTE CA band 7C , 20MHz+10MHz Bandwidth,QPSK (-26dBc BW)**



Date: 12.DEC.2023 14:38:01

**LTE CA band 7C , 20MHz+10MHz Bandwidth,16QAM (-26dBc BW)**

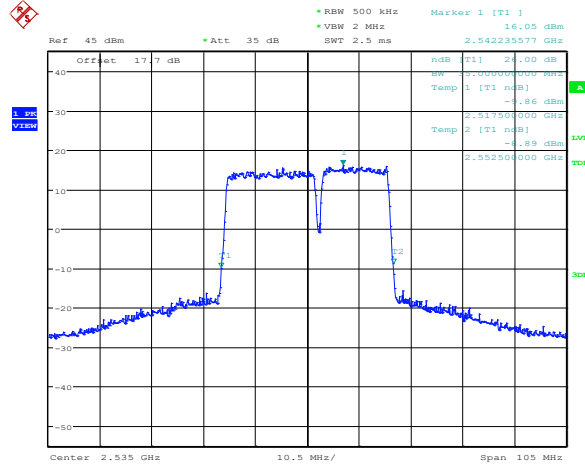


Date: 12.DEC.2023 14:38:24

**LTE CA band 7C, 20MHz+15MHz(-26dBc)**

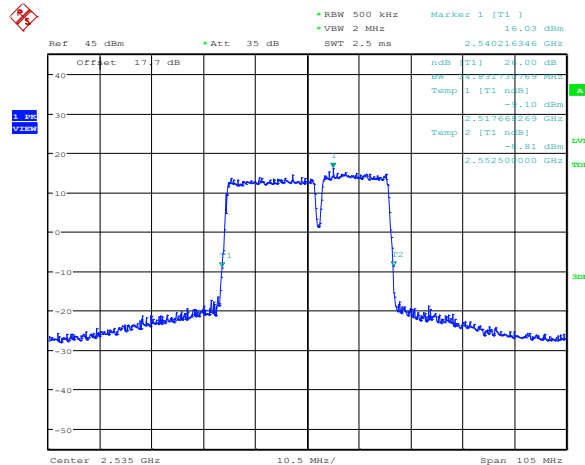
Frequency (MHz)	Occupied Bandwidth (-26dBc) (MHz)	
	QPSK	16QAM
2535.0	35.000	34.832

**LTE CA band 7C , 20MHz+15MHz Bandwidth,QPSK (-26dBc BW)**



Date: 12.DEC.2023 14:39:22

**LTE CA band 7C , 20MHz+15MHz Bandwidth,16QAM (-26dBc BW)**



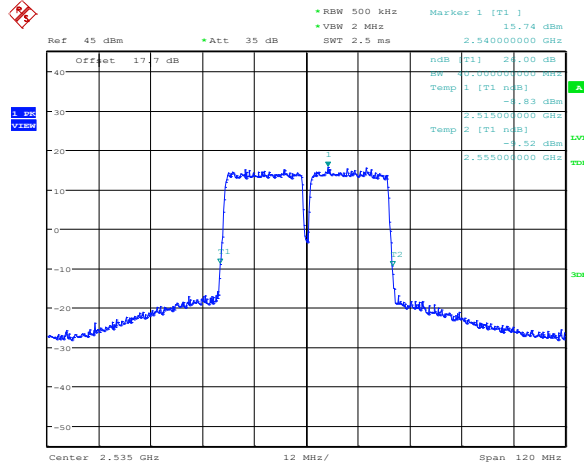
Date: 12.DEC.2023 14:39:45



**LTE CA band 7C, 20MHz+20MHz(-26dBc)**

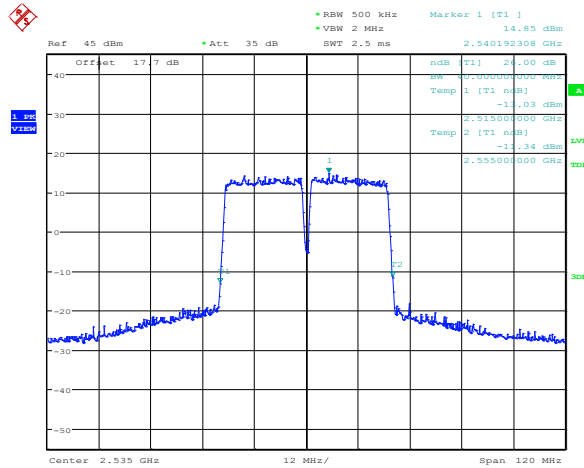
Frequency (MHz)	Occupied Bandwidth (-26dBc) (MHz)	
	QPSK	16QAM
2535.0	40.000	40.000

**LTE CA band 7C , 20MHz+20MHz Bandwidth,QPSK (-26dBc BW)**



Date: 12.DEC.2023 14:40:43

**LTE CA band 7C , 20MHz+20MHz Bandwidth,16QAM (-26dBc BW)**

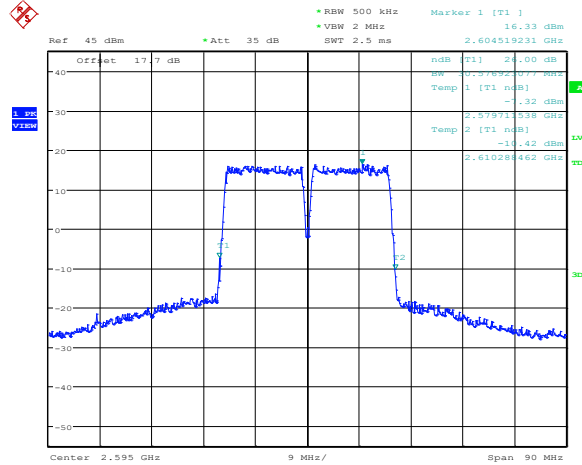


Date: 12.DEC.2023 14:41:06

**LTE CA band 38C, 15MHz+15MHz(-26dBc)**

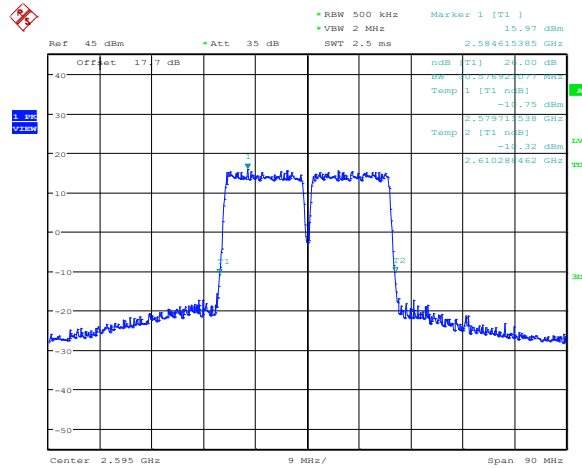
Frequency (MHz)	Occupied Bandwidth (-26dBc) (MHz)	
	QPSK	16QAM
2595.0	30.577	30.577

**LTE CA band 38C , 15MHz+15MHz Bandwidth,QPSK (-26dBc BW)**



Date: 12.DEC.2023 14:42:05

**LTE CA band 38C , 15MHz+15MHz Bandwidth,16QAM (-26dBc BW)**

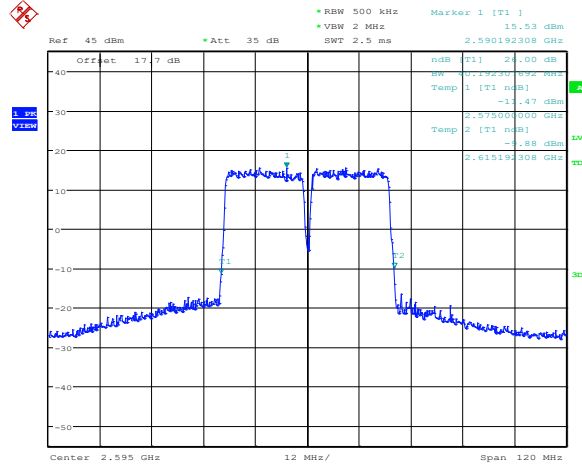


Date: 12.DEC.2023 14:42:28

### LTE CA band 38C, 20MHz+20MHz(-26dBc)

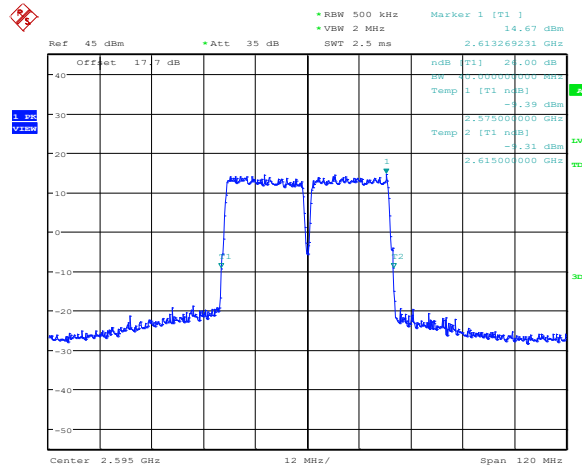
Frequency (MHz)	Occupied Bandwidth (-26dBc) (MHz)	
	QPSK	16QAM
2595.0	40.192	40.000

### LTE CA band 38C , 20MHz+20MHz Bandwidth,QPSK (-26dBc BW)



Date: 12.DEC.2023 14:43:26

### LTE CA band 38C , 20MHz+20MHz Bandwidth,16QAM (-26dBc BW)



Date: 12.DEC.2023 14:43:49

Note: Expanded measurement uncertainty is  $U = 3428 \text{ Hz}$ ,  $k = 2$ .

## **A.6 Band Edge Compliance**

### **A.6.1 Measurement limit**

Part 22.917, Part 24.238 and Part 27.53(h) specify that the power of any emission outside of the authorized operating frequency ranges must be attenuated below the transmitting power (P) by a factor of at least  $43 + 10 \log(P)$  dB.

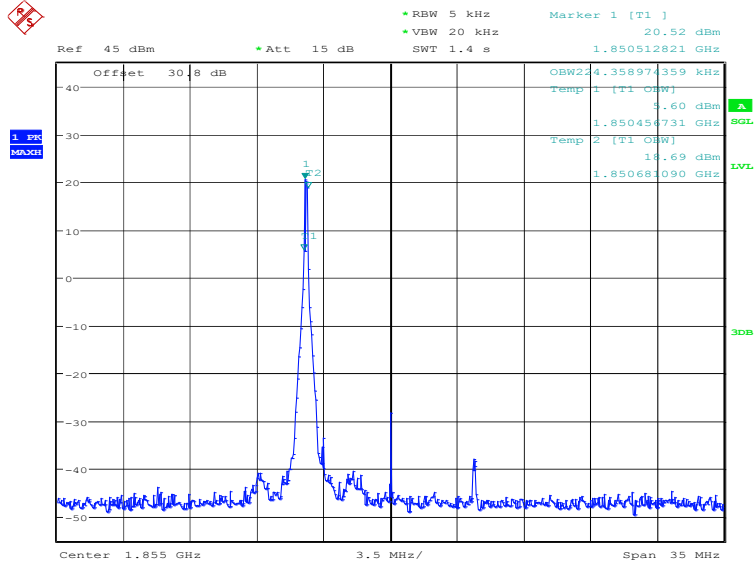
Part 27.53(m) specifies for mobile digital stations, the attenuation factor shall be not less than  $40 + 10 \log(P)$  dB on all frequencies between the channel edge and 5 megahertz from the channel edge,  $43 + 10 \log(P)$  dB on all frequencies between 5 megahertz and X megahertz from the channel edge, and  $55 + 10 \log(P)$  dB on all frequencies more than X megahertz from the channel edge, where X is the greater of 6 megahertz or the actual emission bandwidth as defined in paragraph (m)(6) of this section. In addition, the attenuation factor shall not be less than  $43 + 10 \log(P)$  dB on all frequencies between 2490.5 MHz and 2496 MHz and  $55 + 10 \log(P)$  dB at or below 2490.5 MHz. Mobile Satellite Service licensees operating on frequencies below 2495 MHz may also submit a documented interference complaint against BRS licensees operating on channel BRS Channel 1 on the same terms and conditions as adjacent channel BRS or EBS licensees.

Part 27.53(g) states for operations in the 600 MHz band and the 698–746 MHz band, the power of any emission outside a licensee's frequency band(s) of operation shall be attenuated below the transmitter power (P) within the licensed band(s) of operation, measured in watts, by at least  $43 + 10 \log(P)$  dB. Compliance with this provision is based on the use of measurement instrumentation employing a resolution bandwidth of 100 kilohertz or greater. However, in the 100 kilohertz bands immediately outside and adjacent to a licensee's frequency block, a resolution bandwidth of at least 30 kHz may be employed.

Part 90.691 states that out-of-band emission requirement shall apply only to the "outer" channels included in an EA license and to spectrum adjacent to interior channels used by incumbent licensees. The emission limits are as follows: For any frequency removed from the EA licensee's frequency block by up to and including 37.5 kHz, the power of any emission shall be attenuated below the transmitter power (P) in watts by at least  $116 \log_{10}(f/6.1)$  decibels or  $50 + 10 \log_{10}(P)$  decibels or 80 decibels, whichever is the lesser attenuation, where f is the frequency removed from the center of the outer channel in the block in kilohertz and where f is greater than 12.5 kHz. For any frequency removed from the EA licensee's frequency block greater than 37.5 kHz, the power of any emission shall be attenuated below the transmitter power (P) in watts by at least  $43 + 10 \log_{10}(P)$  decibels or 80 decibels, whichever is the lesser attenuation, where f is the frequency removed from the center of the outer channel in the block in kilohertz and where f is greater than 37.5 kHz.

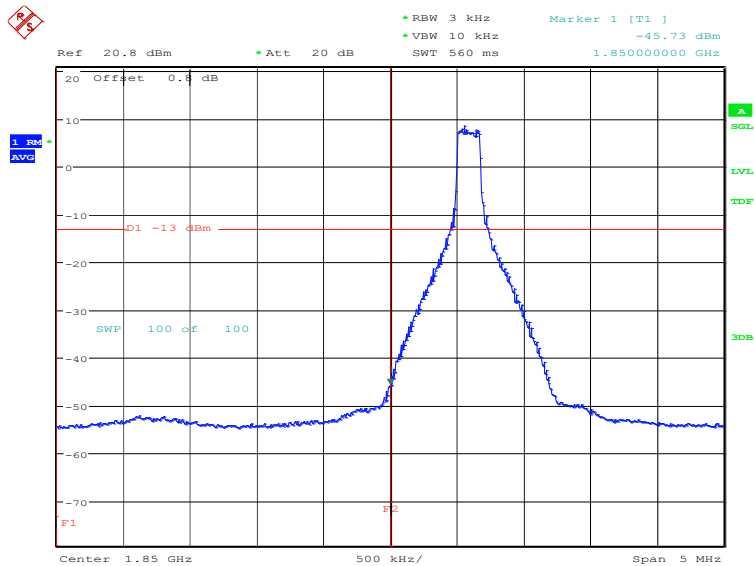
The spectrum analyzer readings are corrected by  $[10 \log(1/\text{duty cycle})]$  for the non-continuous transmitting scenario.

**A.6.2 Measurement result**  
**Only the worst case result is given below**  
**LTE band 2**  
**OBW: 1RB-low\_offset**



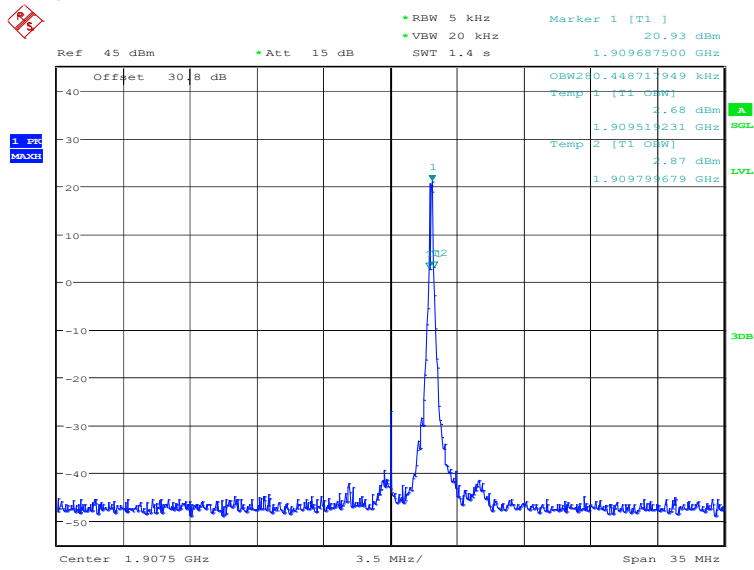
Date: 8.JAN.2024 09:26:37

**LOW BAND EDGE BLOCK-1RB-low\_offset**



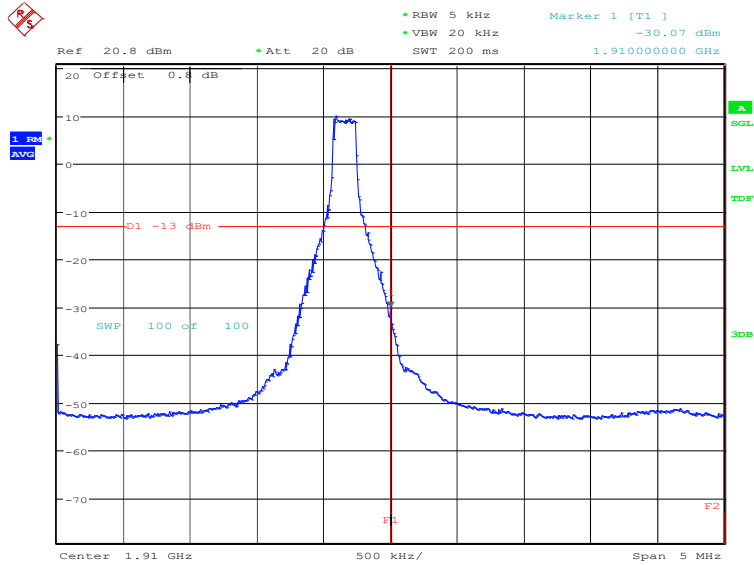
Date: 8.JAN.2024 09:27:52

### OBW: 1RB-high\_offset



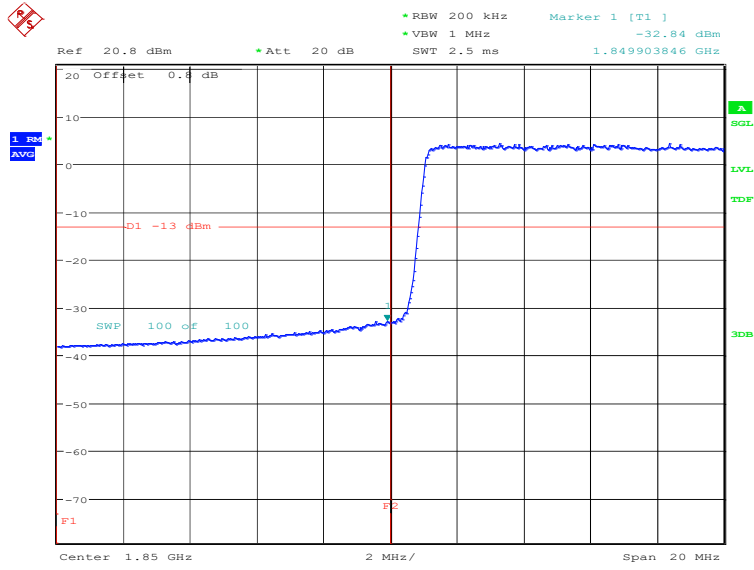
Date: 8.JAN.2024 09:31:05

### HIGH BAND EDGE BLOCK-1RB-high\_offset



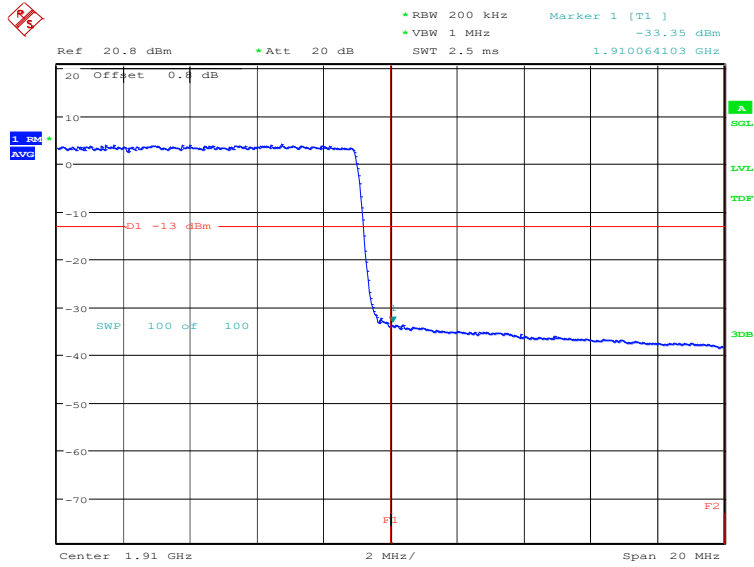
Date: 8.JAN.2024 09:32:20

### LOW BAND EDGE BLOCK-20MHz-100%RB



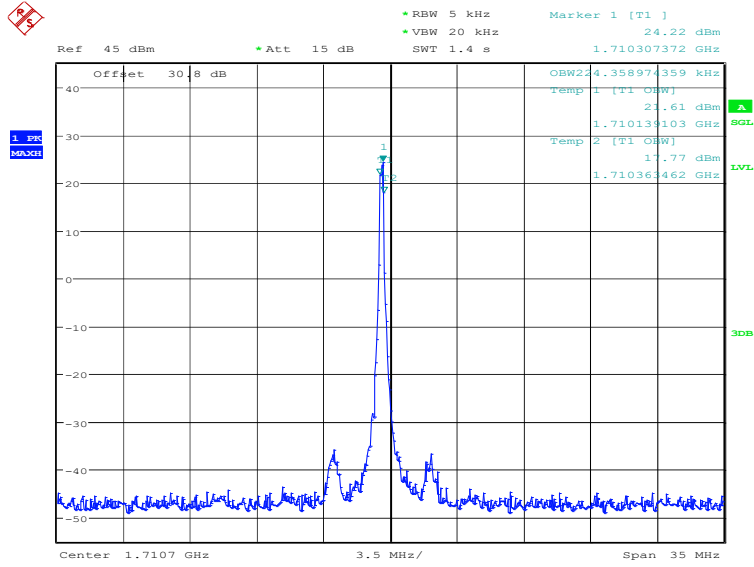
Date: 8.JAN.2024 09:28:32

### HIGH BAND EDGE BLOCK-20MHz-100%RB



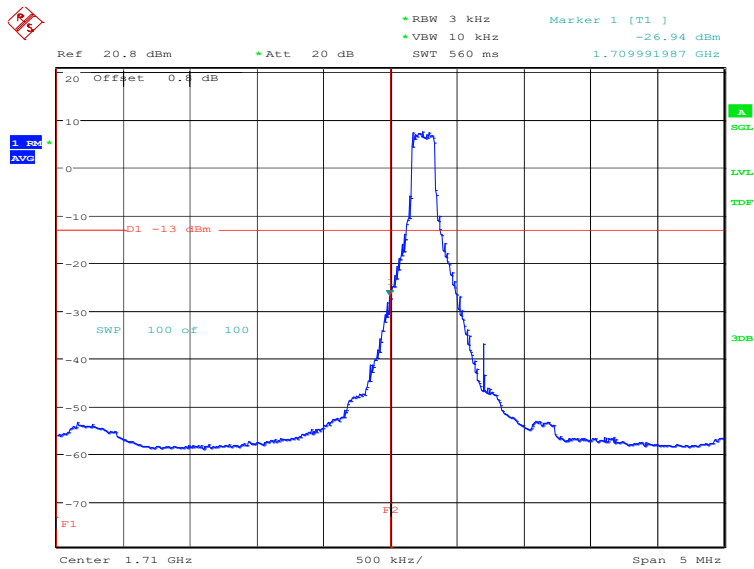
Date: 8.JAN.2024 09:33:09

**LTE band 4**  
**OBW: 1RB-low\_offset**



Date: 8.JAN.2024 09:35:32

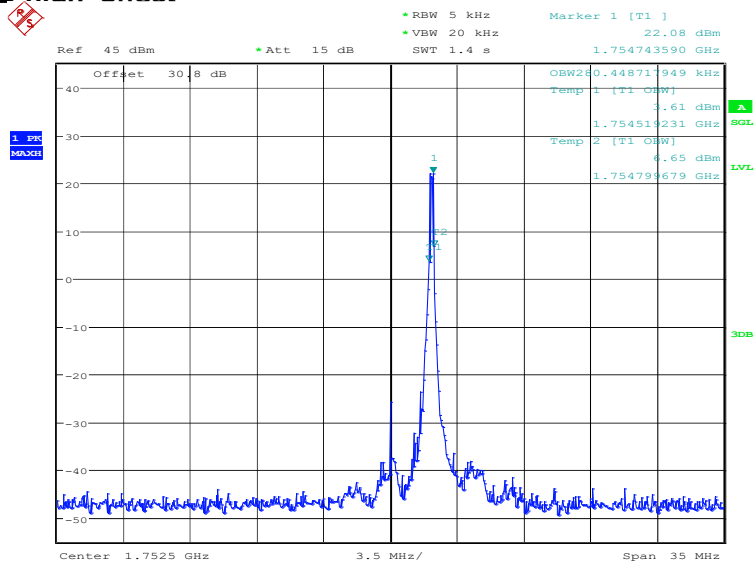
**LOW BAND EDGE BLOCK-1RB-low\_offset**



Date: 8.JAN.2024 09:36:47

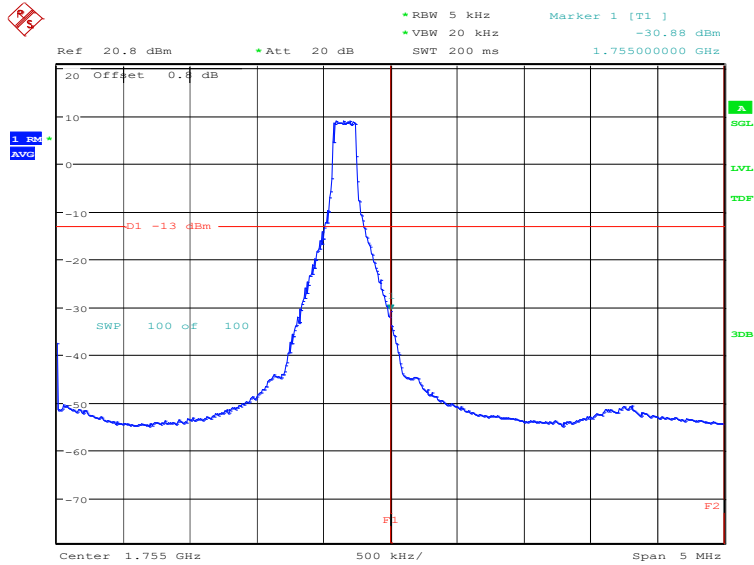


### OBW: 1RB-high offset



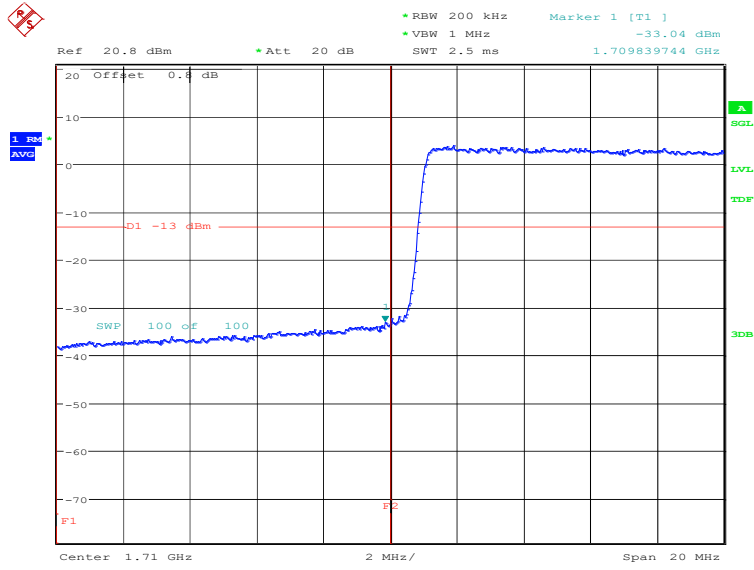
Date: 8.JAN.2024 14:37:52

### HIGH BAND EDGE BLOCK-1RB-high\_offset



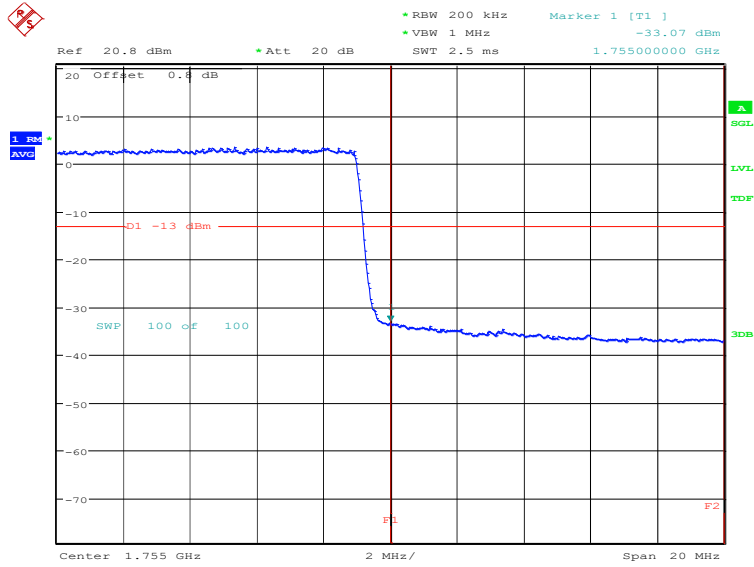
Date: 8.JAN.2024 14:39:06

### LOW BAND EDGE BLOCK-20MHz-100%RB



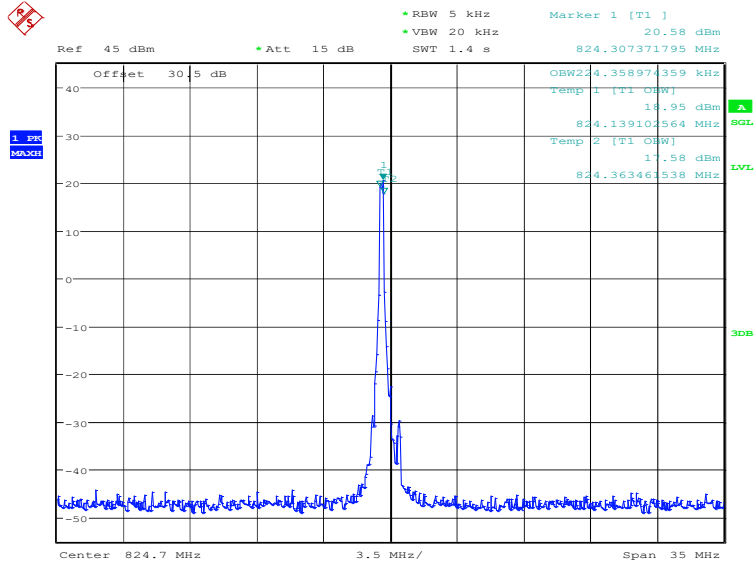
Date: 8.JAN.2024 09:37:26

### HIGH BAND EDGE BLOCK-20MHz-100%RB



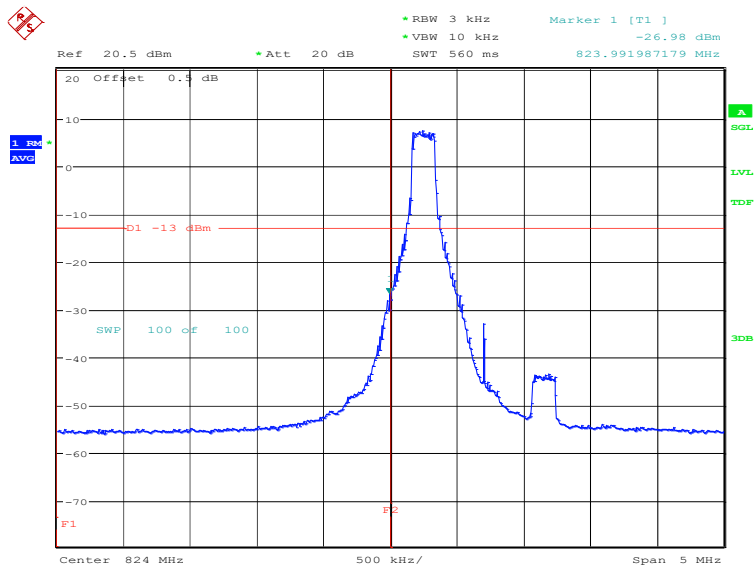
Date: 8.JAN.2024 09:41:47

**LTE band 5**  
**OBW: 1RB-low\_offset**



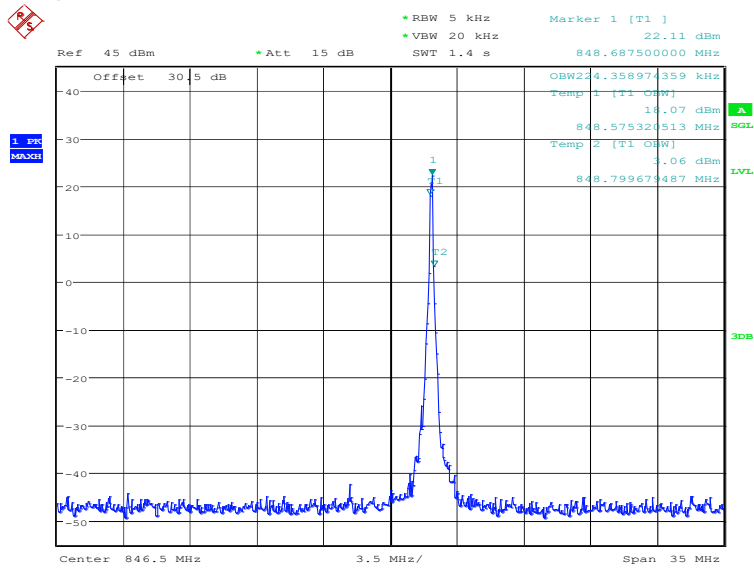
Date: 8.JAN.2024 10:54:08

**LOW BAND EDGE BLOCK-1RB-low\_offset**



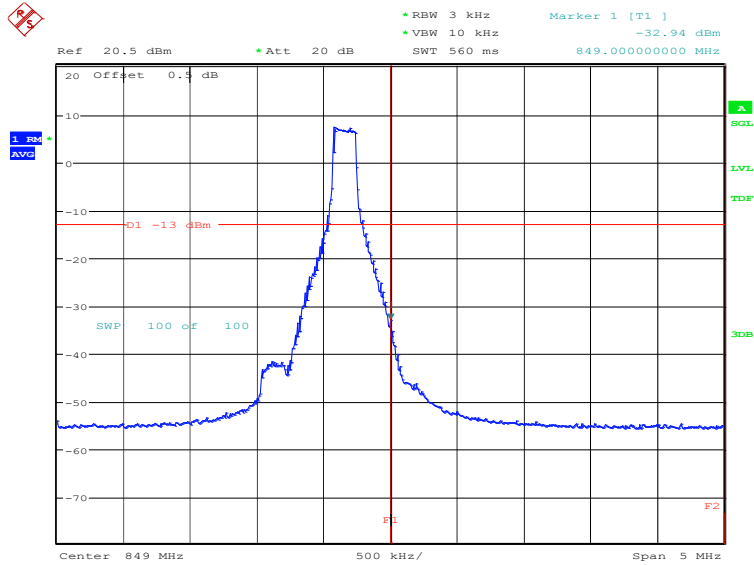
Date: 8.JAN.2024 10:55:23

### OBW: 1RB-high\_offset



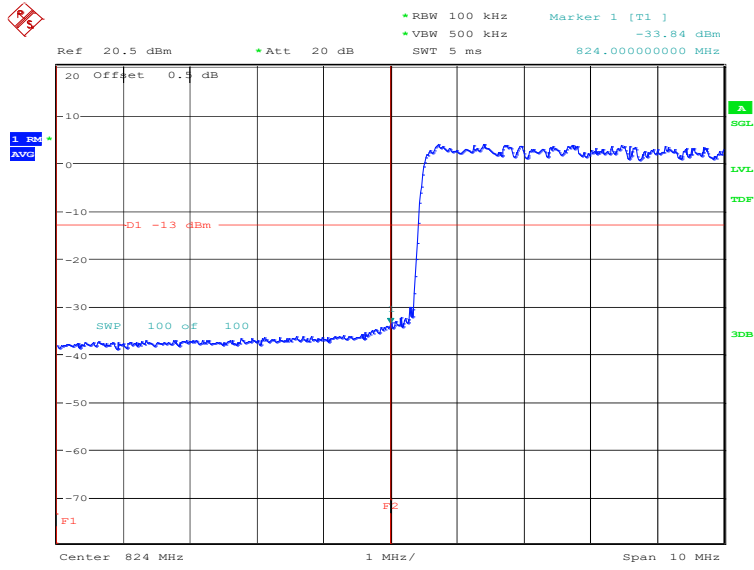
Date: 8.JAN.2024 10:58:18

### HIGH BAND EDGE BLOCK-1RB-high\_offset



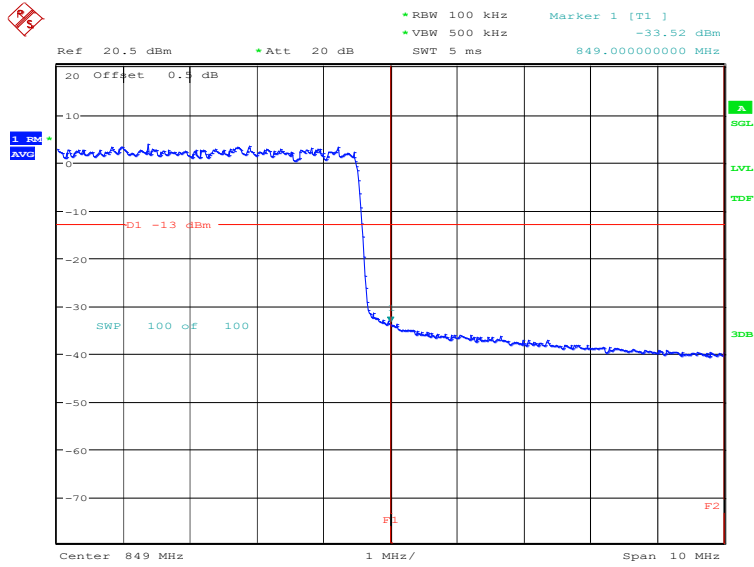
Date: 8.JAN.2024 10:59:33

### LOW BAND EDGE BLOCK-10MHz-100%RB



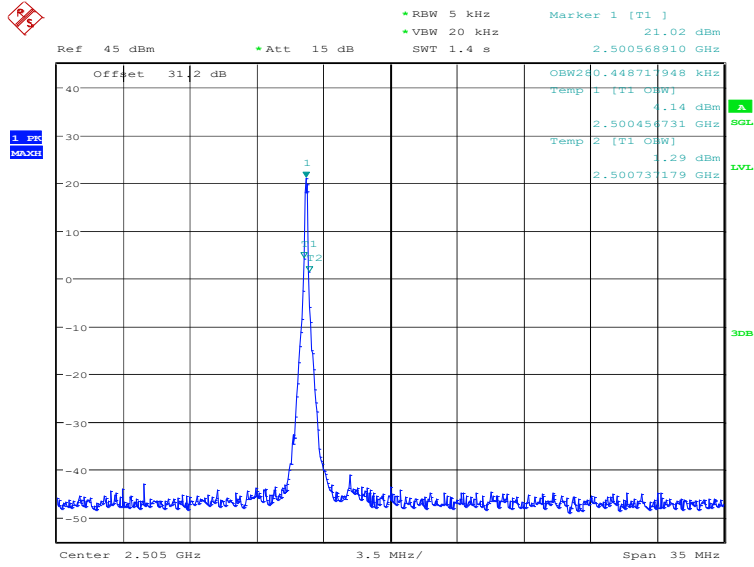
Date: 8.JAN.2024 10:56:02

### HIGH BAND EDGE BLOCK-10MHz-100%RB



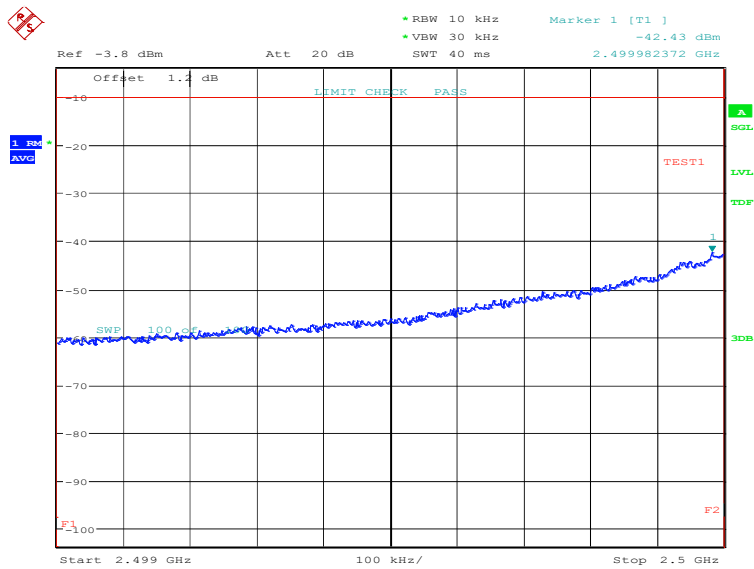
Date: 8.JAN.2024 11:00:23

**LTE band 7**  
**OBW: 1RB-low\_offset**

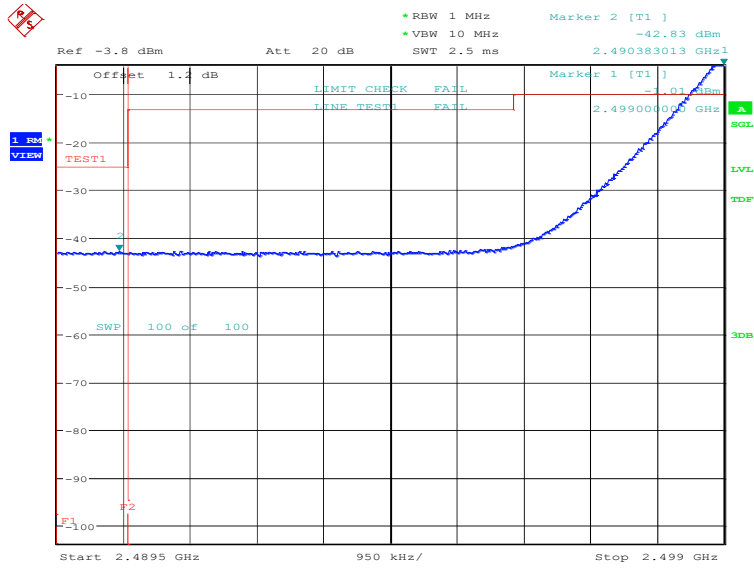


Date: 8.JAN.2024 09:44:18

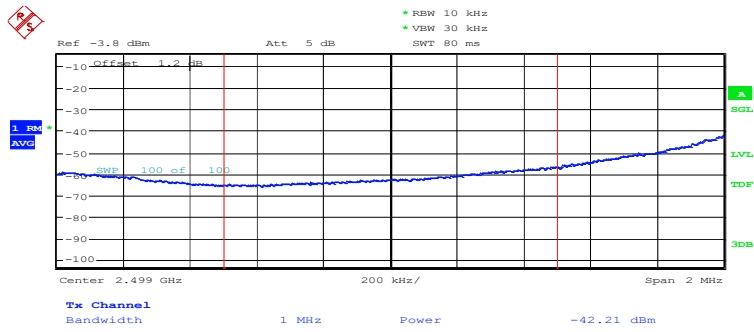
**LOW BAND EDGE BLOCK-1RB-low\_offset**



Date: 8.JAN.2024 09:45:40

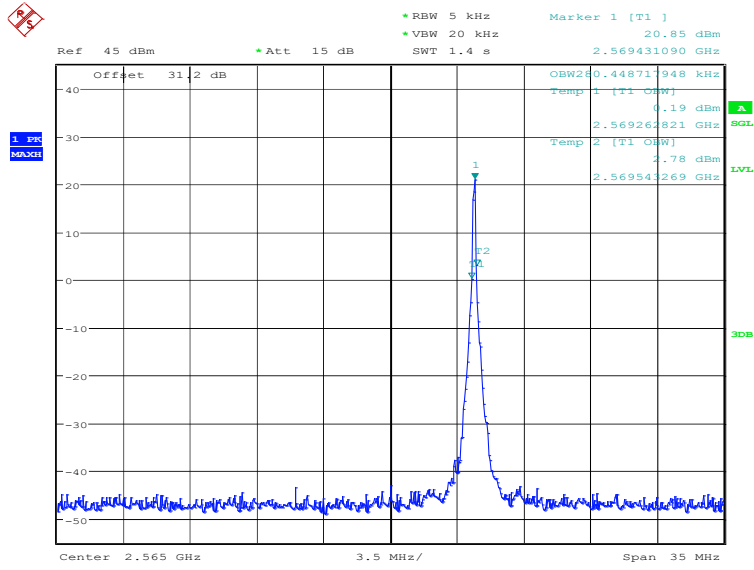


Date: 8.JAN.2024 09:47:29



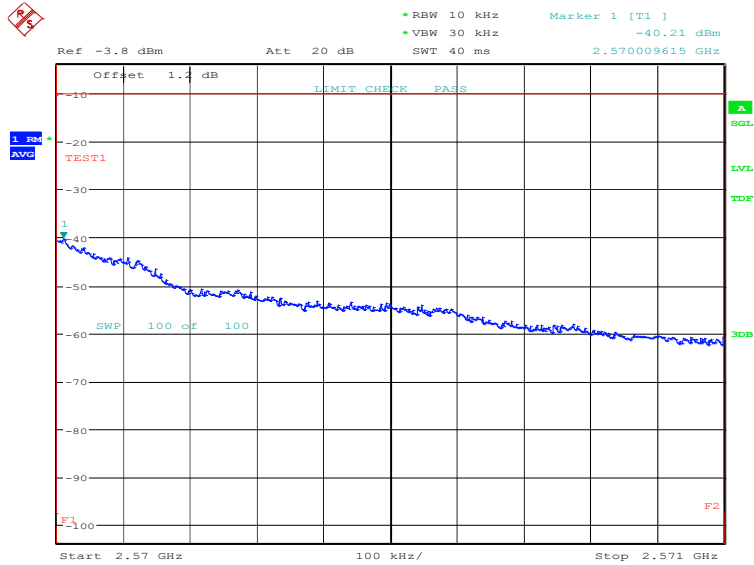
Date: 8.JAN.2024 09:47:57

### OBW: 1RB-high\_offset



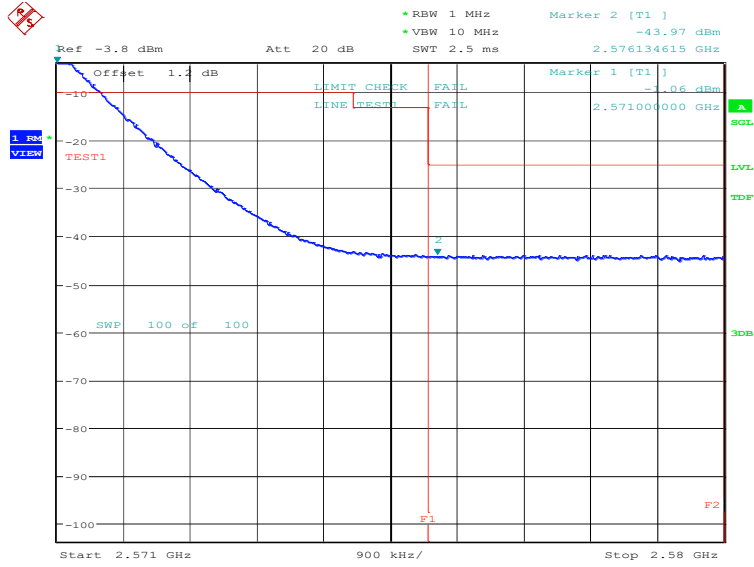
Date: 8.JAN.2024 09:48:33

### HIGH BAND EDGE BLOCK-1RB-high\_offset

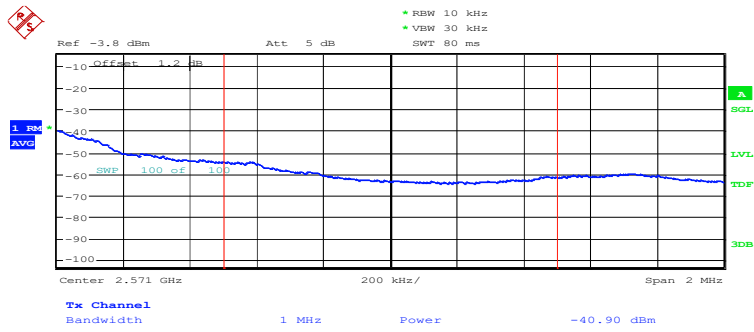


Date: 8.JAN.2024 09:49:54



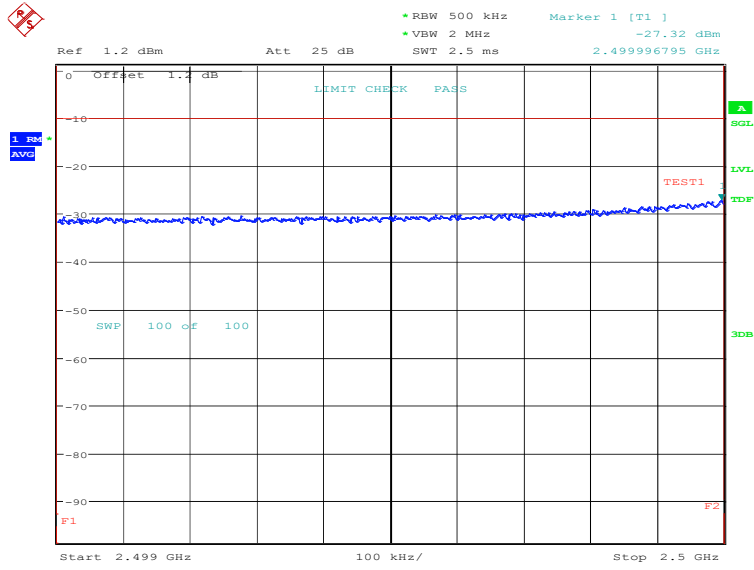


Date: 8.JAN.2024 09:51:44

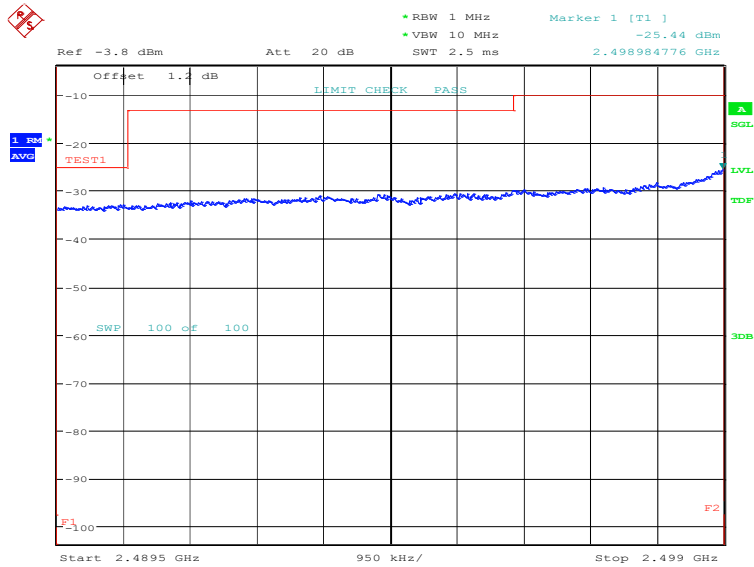


Date: 8.JAN.2024 09:52:11

### LOW BAND EDGE BLOCK-20MHz-100%RB

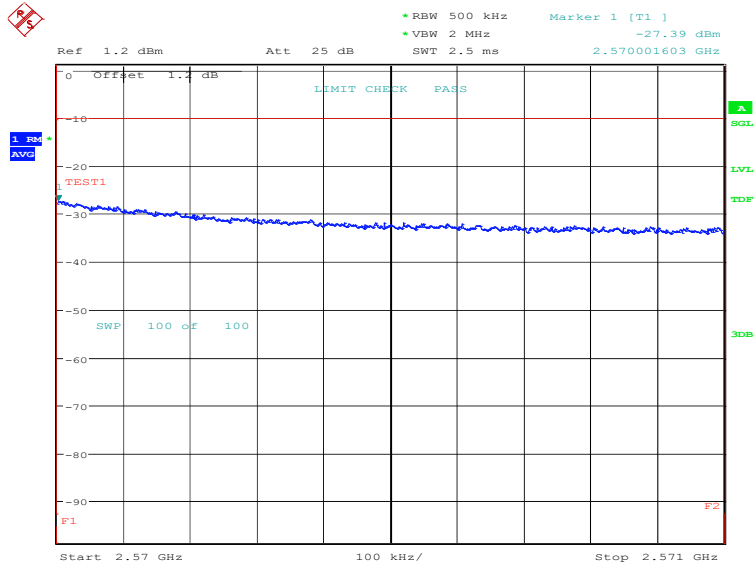


Date: 11.DEC.2023 08:57:21

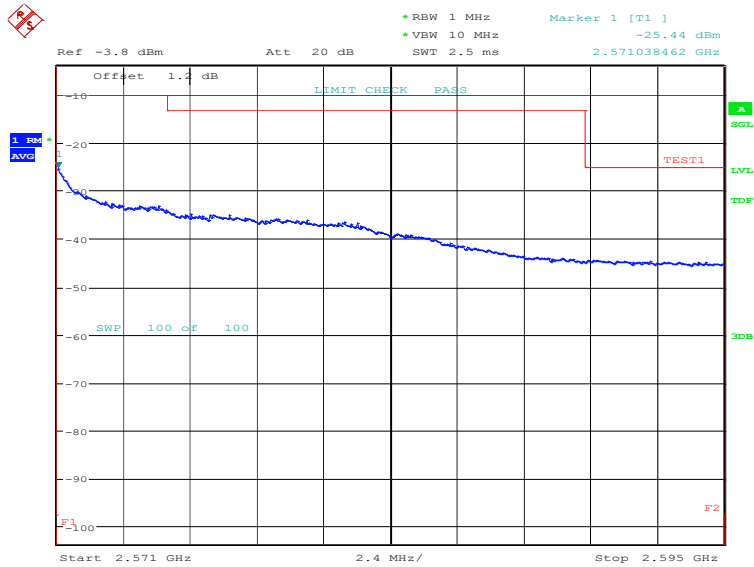


Date: 11.DEC.2023 08:59:02

### HIGH BAND EDGE BLOCK-20MHz-100%RB

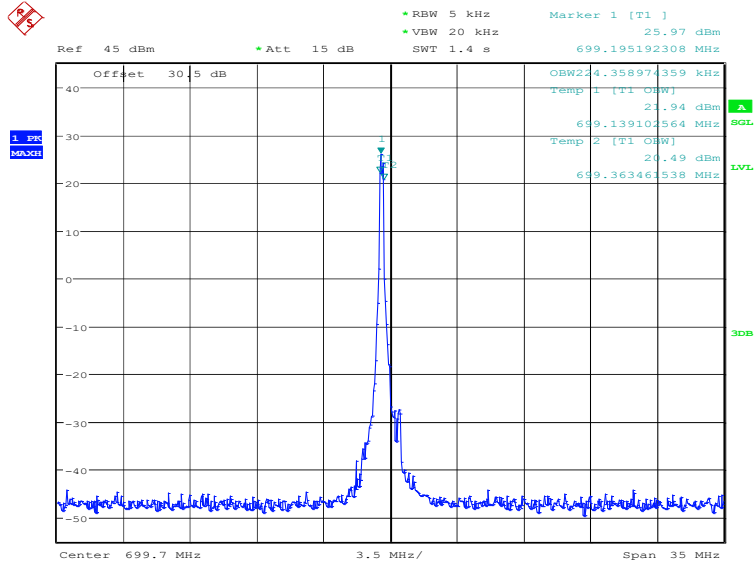


Date: 11.DEC.2023 09:02:01



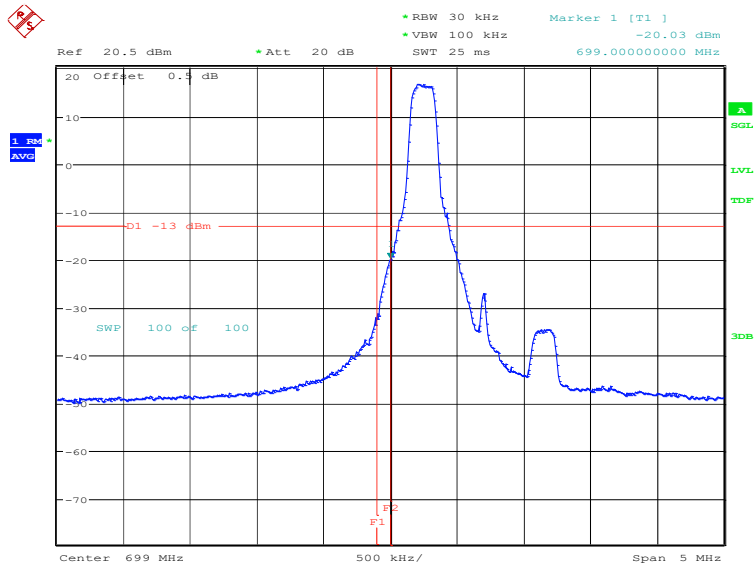
Date: 11.DEC.2023 09:03:42

**LTE band 12**  
**OBW: 1RB-low\_offset**



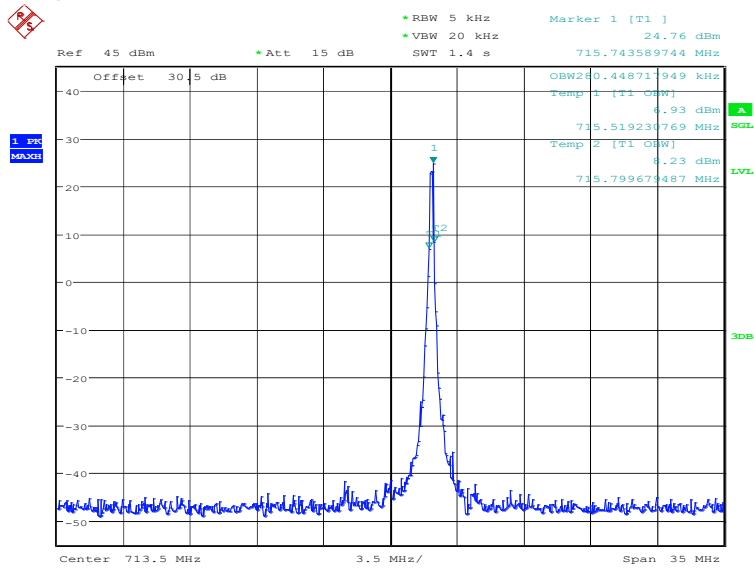
Date: 8.JAN.2024 11:02:48

**LOW BAND EDGE BLOCK-1RB-low\_offset**



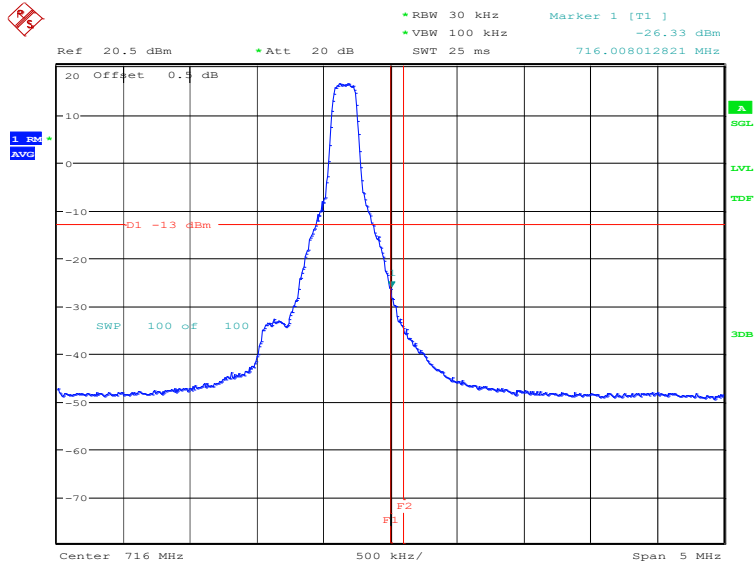
Date: 8.JAN.2024 11:03:08

### OBW: 1RB-high\_offset



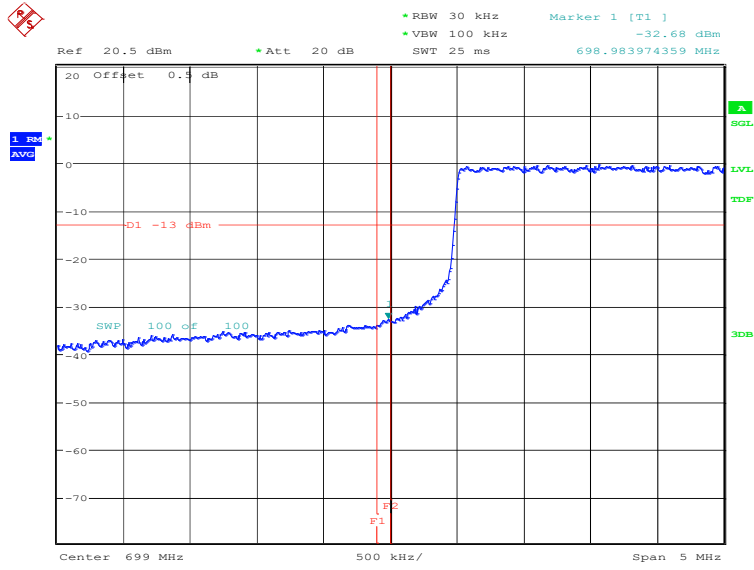
Date: 8.JAN.2024 11:03:49

### HIGH BAND EDGE BLOCK-1RB-high\_offset



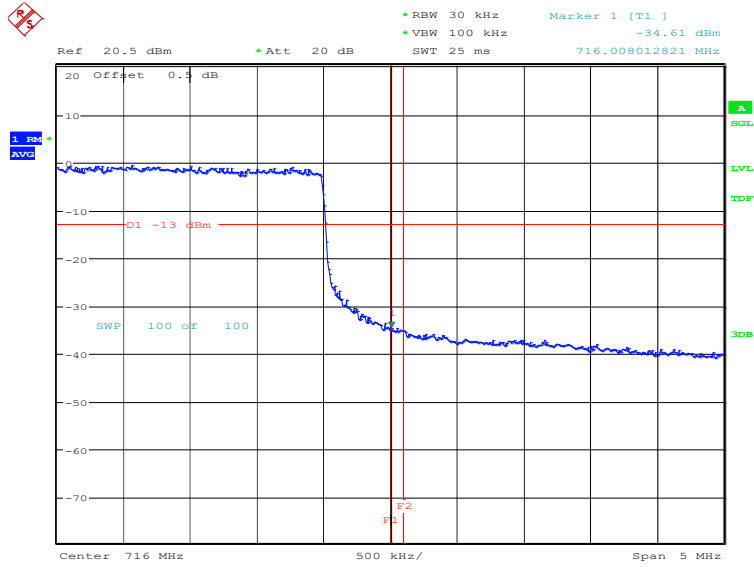
Date: 8.JAN.2024 11:04:08

### LOW BAND EDGE BLOCK-10MHz-100%RB



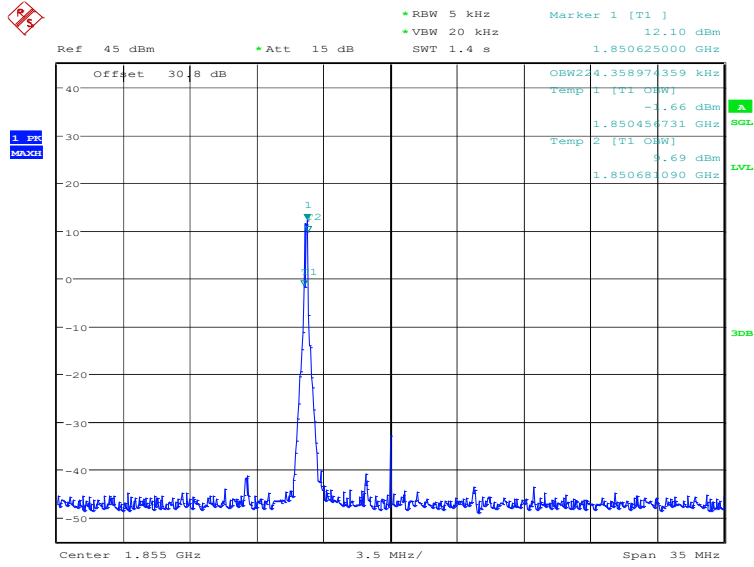
Date: 11.DEC.2023 10:54:47

### HIGH BAND EDGE BLOCK-10MHz-100%RB



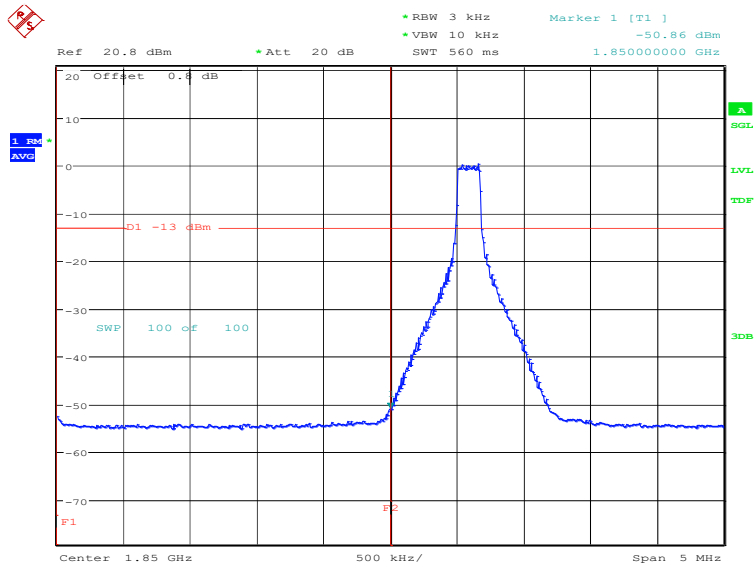
Date: 11.DEC.2023 10:56:19

**LTE band 25**  
**OBW: 1RB-low\_offset**



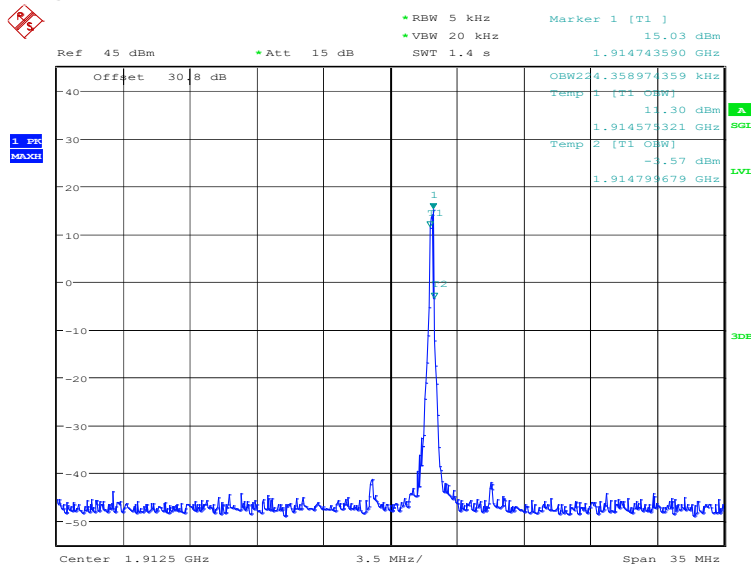
Date: 8.JAN.2024 09:52:52

**LOW BAND EDGE BLOCK-1RB-low\_offset**



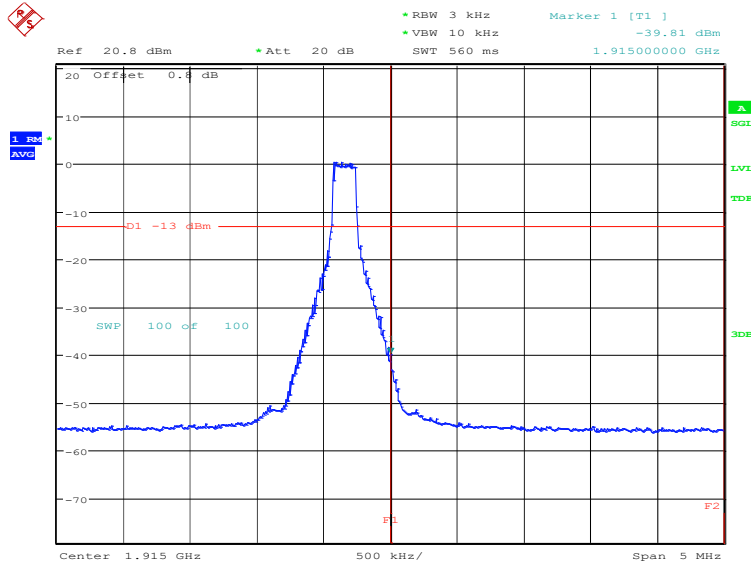
Date: 8.JAN.2024 09:54:06

### OBW: 1RB-high\_offset



Date: 8.JAN.2024 09:55:25

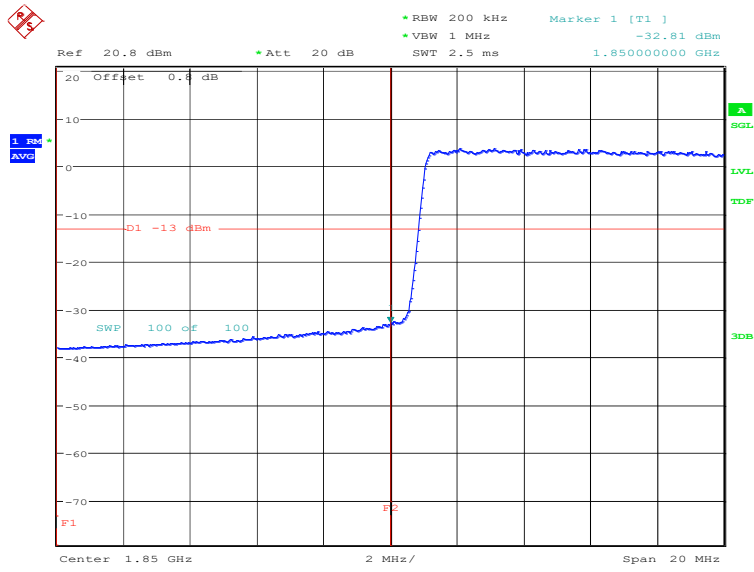
### HIGH BAND EDGE BLOCK-1RB-high\_offset



Date: 8.JAN.2024 09:56:40

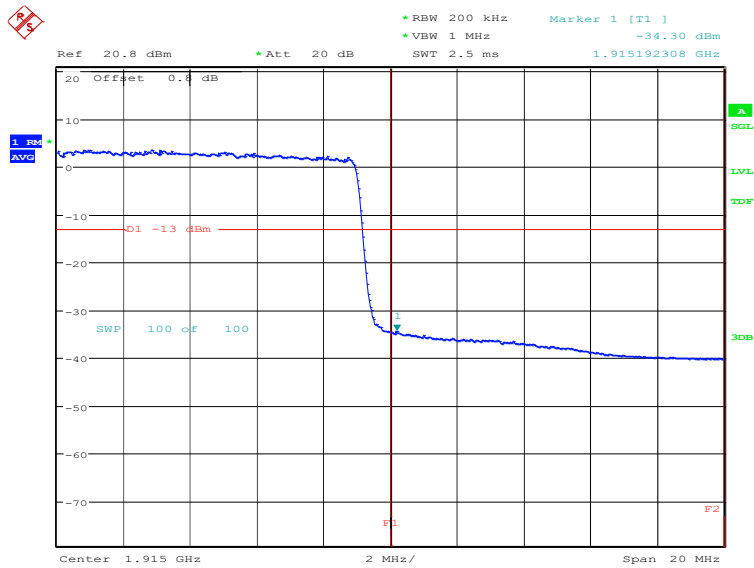


### LOW BAND EDGE BLOCK-20MHz-100%RB



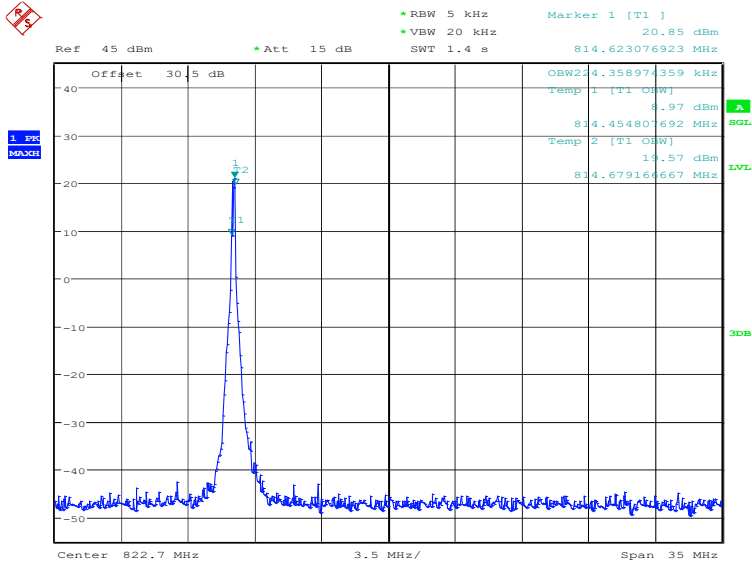
Date: 11.DEC.2023 09:05:21

### HIGH BAND EDGE BLOCK-20MHz-100%RB



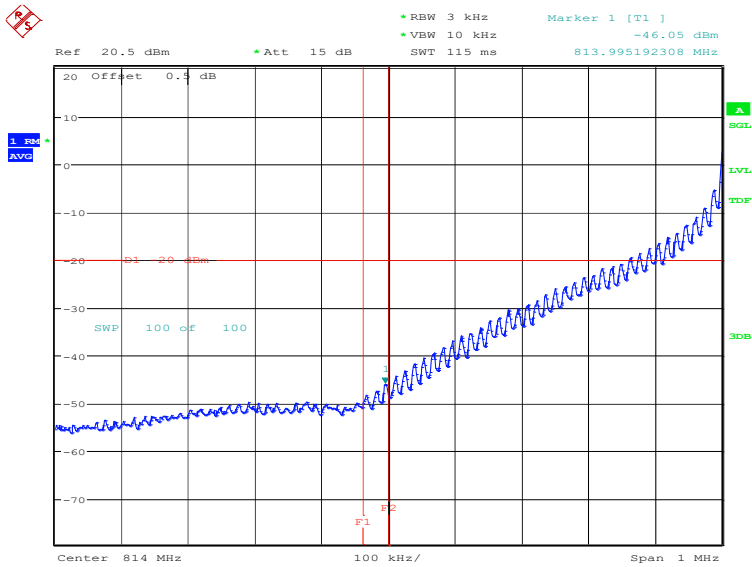
Date: 11.DEC.2023 09:06:53

**LTE band 26(814MHz~824MHz)**  
**OBW: 1RB-low\_offset**



Date: 8.JAN.2024 11:13:12

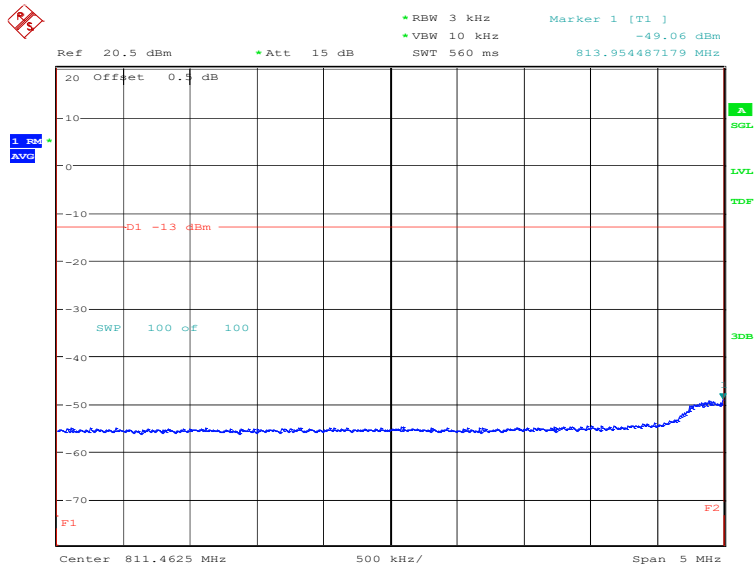
**LOW BAND EDGE BLOCK-1RB-low\_offset**



Date: 8.JAN.2024 11:14:44

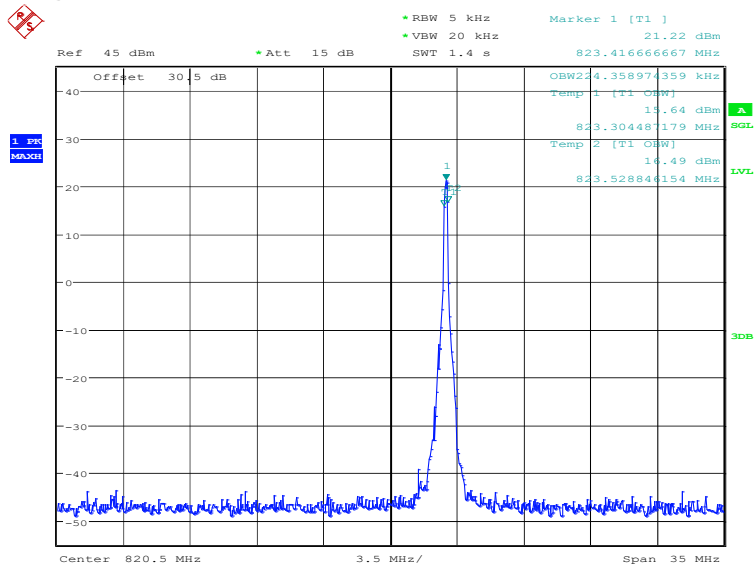


### LOW Emission Mask -1RB-low\_offset



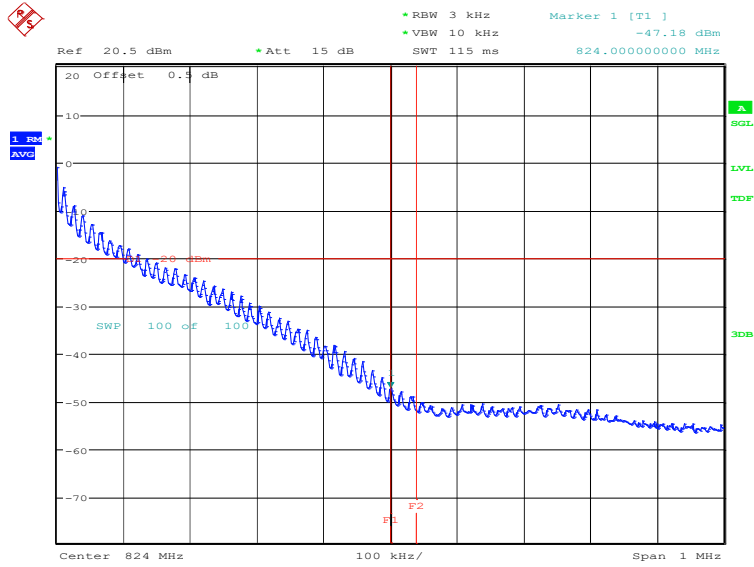
Date: 8.JAN.2024 11:17:03

### OBW: 1RB-high\_offset



Date: 8.JAN.2024 11:17:39

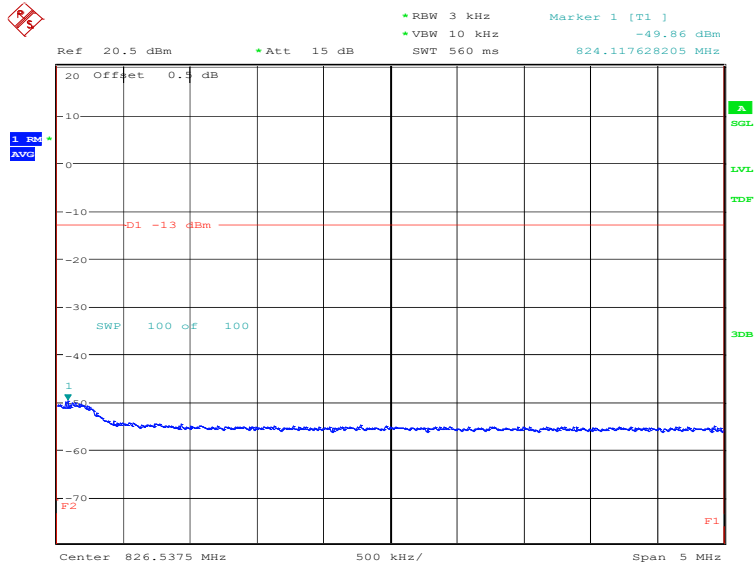
### HIGH BAND EDGE BLOCK-1RB-high\_offset



Date: 8.JAN.2024 11:19:11

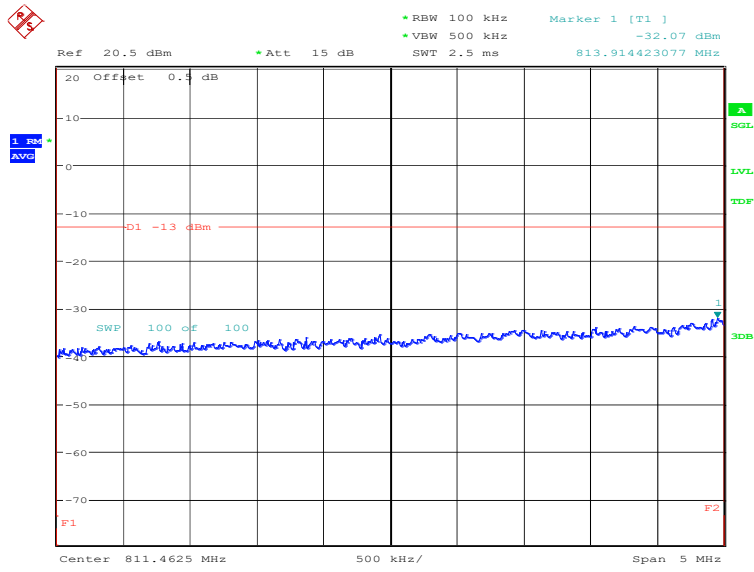


### HIGH Emission Mask -1RB-high\_offset



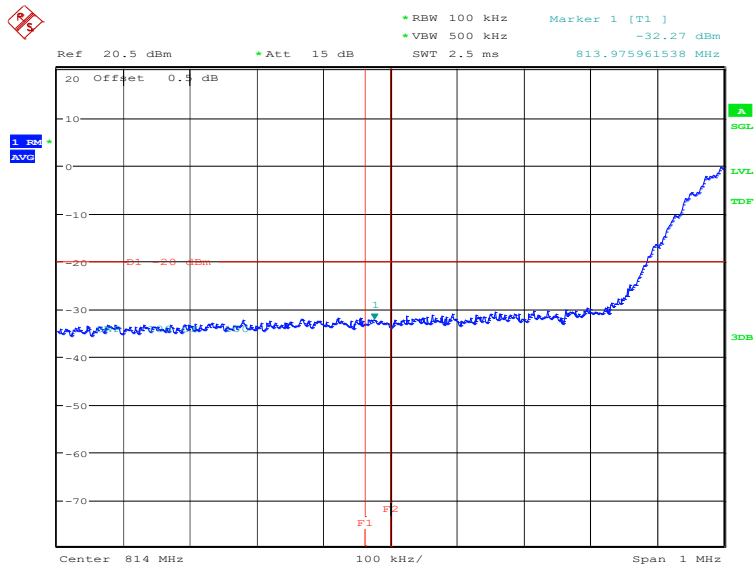
Date: 8.JAN.2024 11:21:28

### LOW Emission Mask -10MHz-100%RB



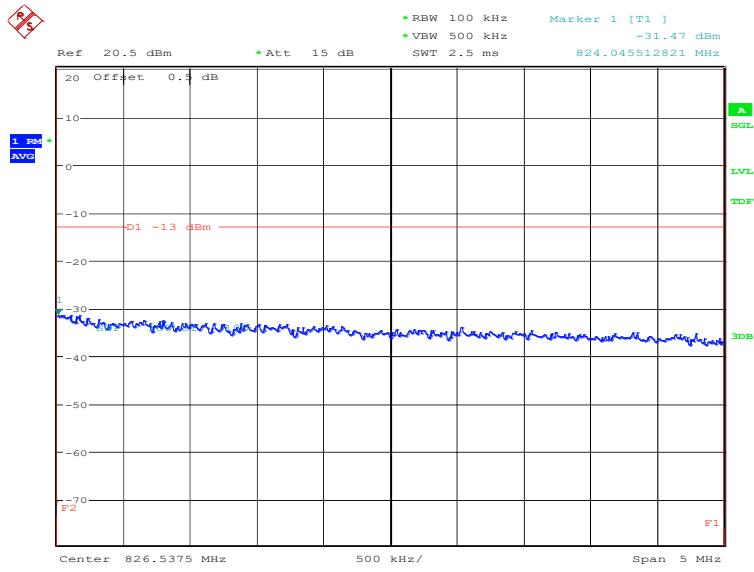
Date: 11.DEC.2023 11:33:02

### LOW BAND EDGE BLOCK-10MHz-100%RB



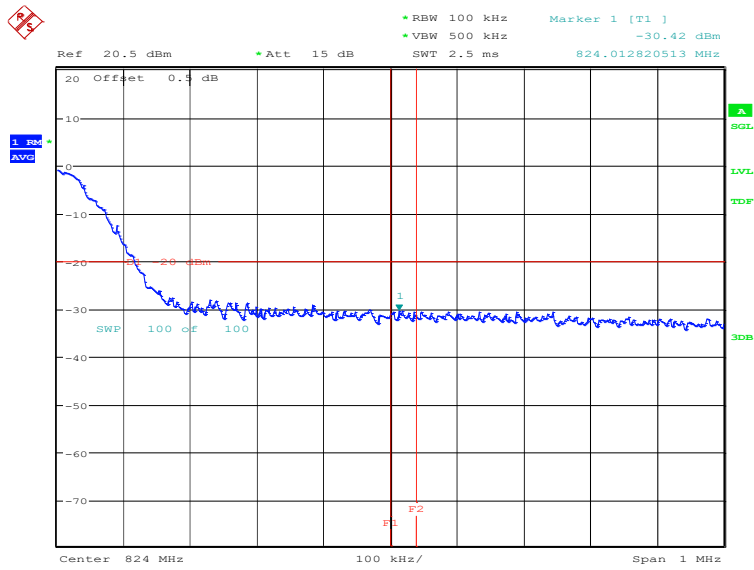
Date: 11.DEC.2023 11:32:39

### HIGH Emission Mask -10MHz-100%RB



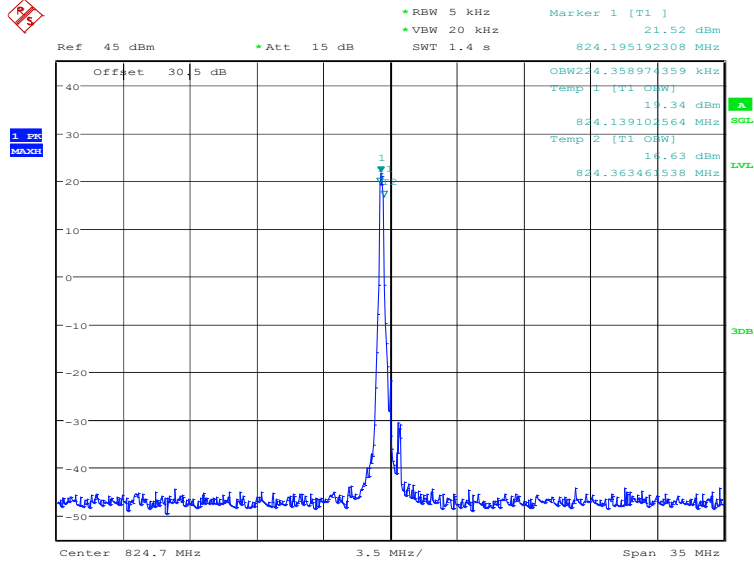
Date: 11.DEC.2023 11:34:59

### HIGH BAND EDGE BLOCK-10MHz-100%RB



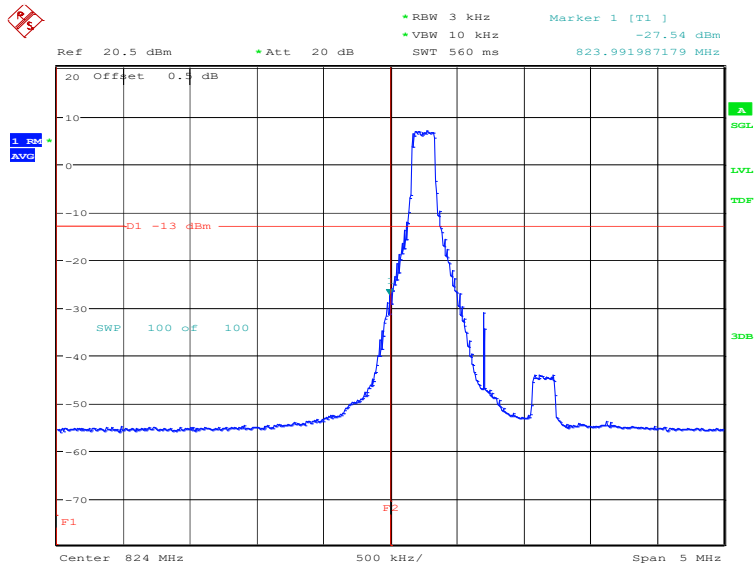
Date: 11.DEC.2023 11:34:36

**LTE band 26(824MHz~849MHz)**  
**OBW: 1RB-low\_offset**



Date: 8.JAN.2024 11:05:49

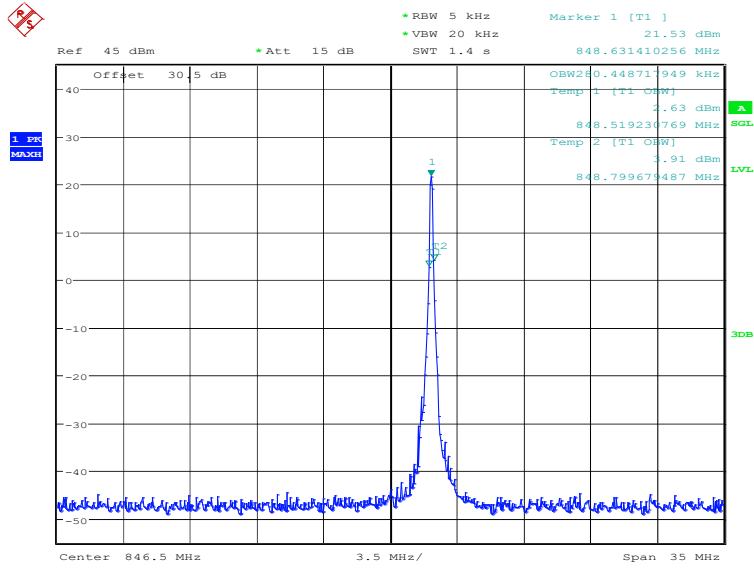
**LOW BAND EDGE BLOCK-1RB-low\_offset**



Date: 8.JAN.2024 11:07:03

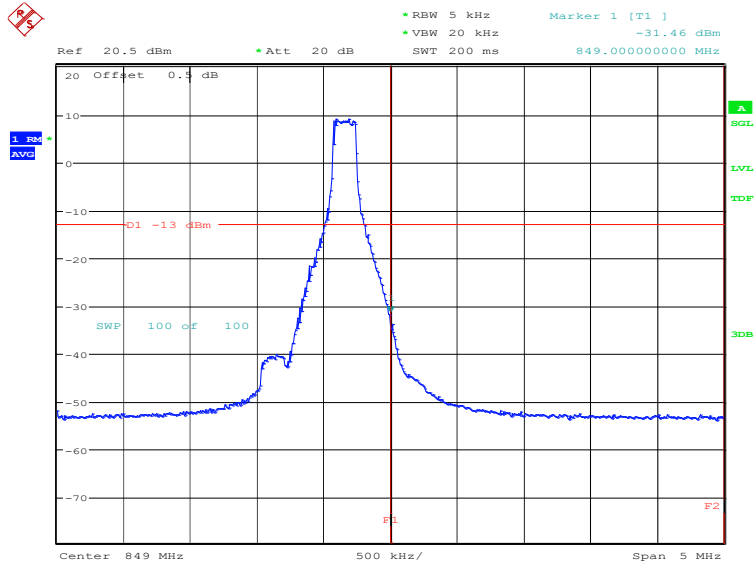


### OBW: 1RB-high\_offset



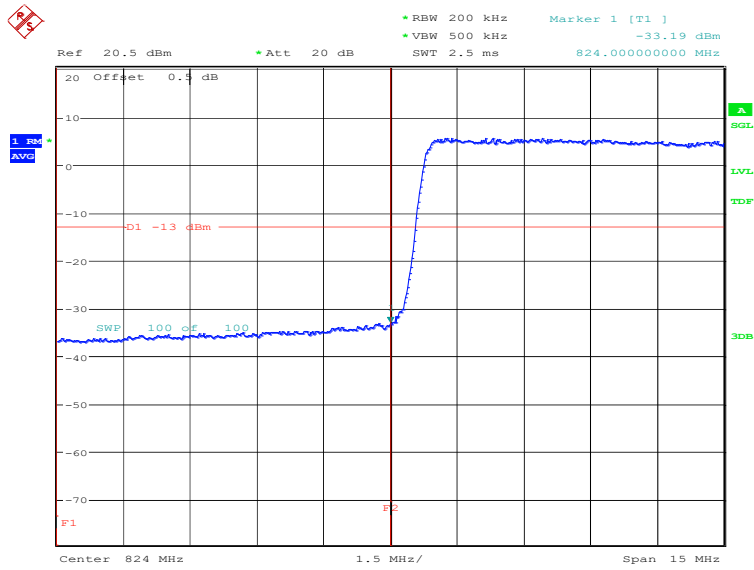
Date: 8.JAN.2024 11:07:44

### HIGH BAND EDGE BLOCK-1RB-high\_offset



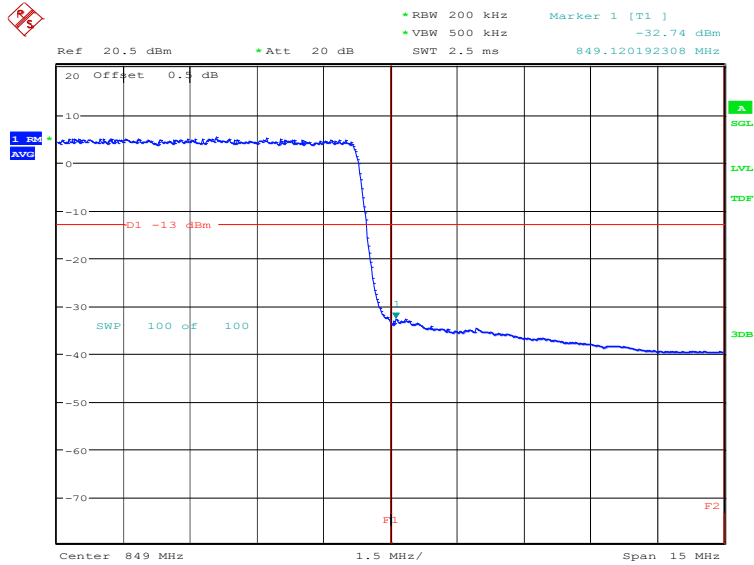
Date: 8.JAN.2024 11:08:59

### LOW BAND EDGE BLOCK-15MHz-100%RB



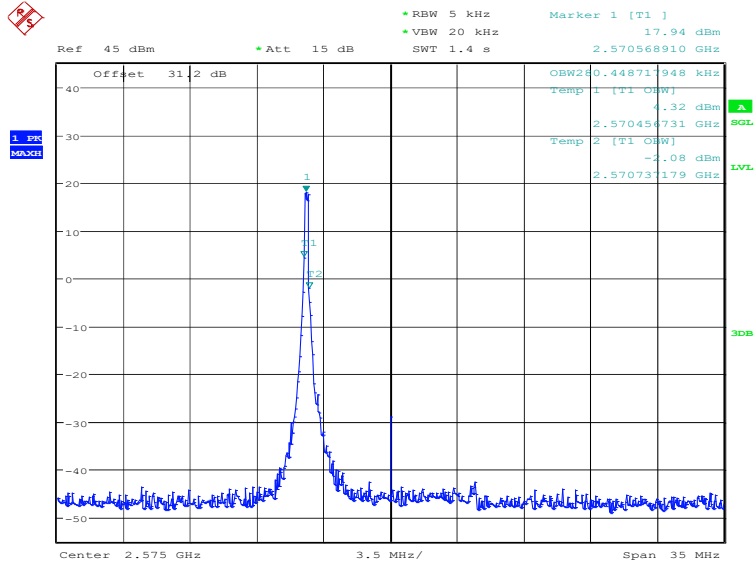
Date: 11.DEC.2023 10:58:00

### HIGH BAND EDGE BLOCK-15MHz-100%RB



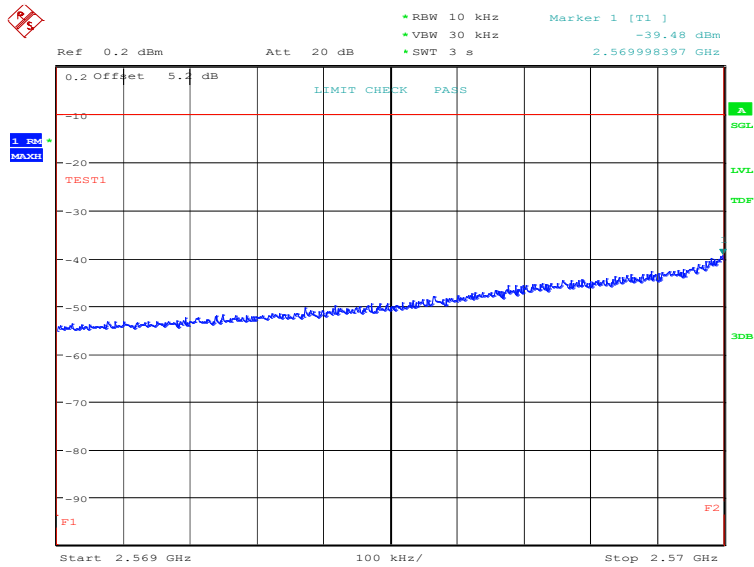
Date: 11.DEC.2023 10:59:32

**LTE band 38**  
**OBW: 1RB-low\_offset**

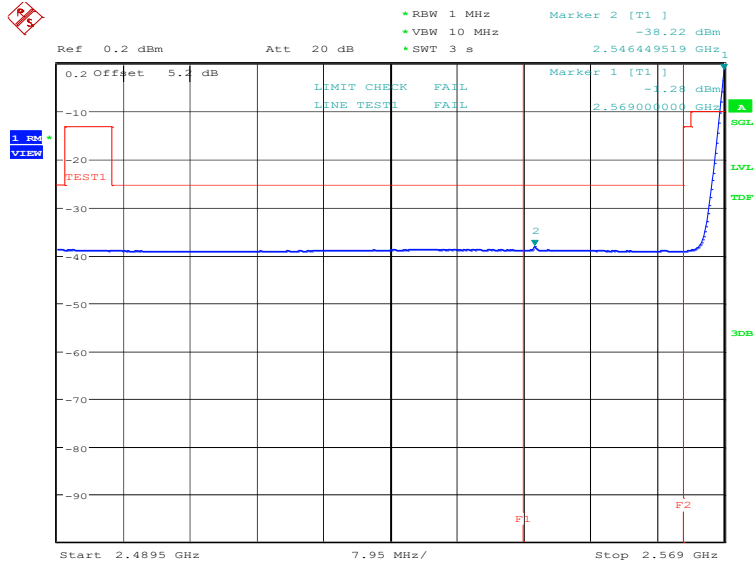


Date: 8.JAN.2024 10:02:49

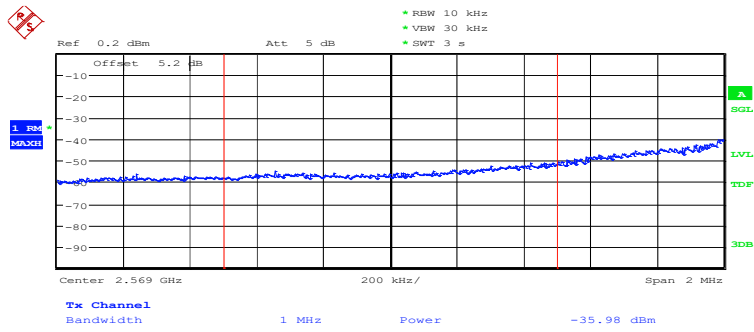
**LOW BAND EDGE BLOCK-1RB-low\_offset**



Date: 8.JAN.2024 10:03:31

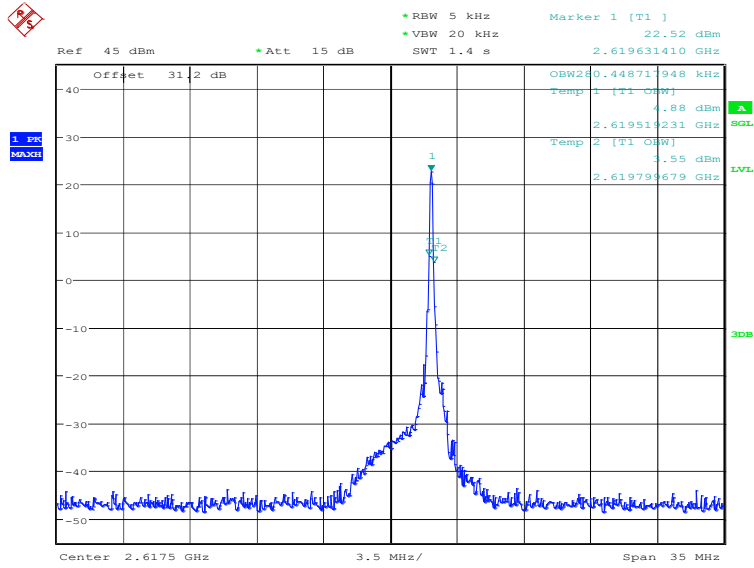


Date: 8.JAN.2024 10:04:18



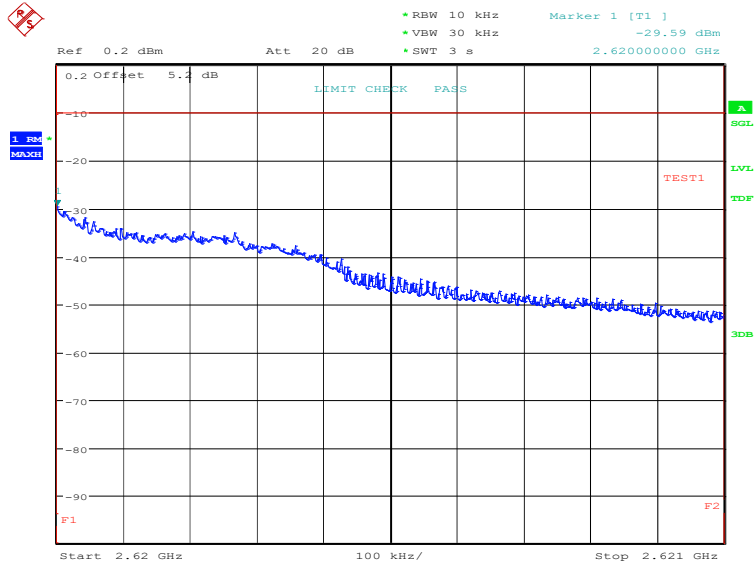
Date: 8.JAN.2024 10:04:36

### OBW: 1RB-high\_offset

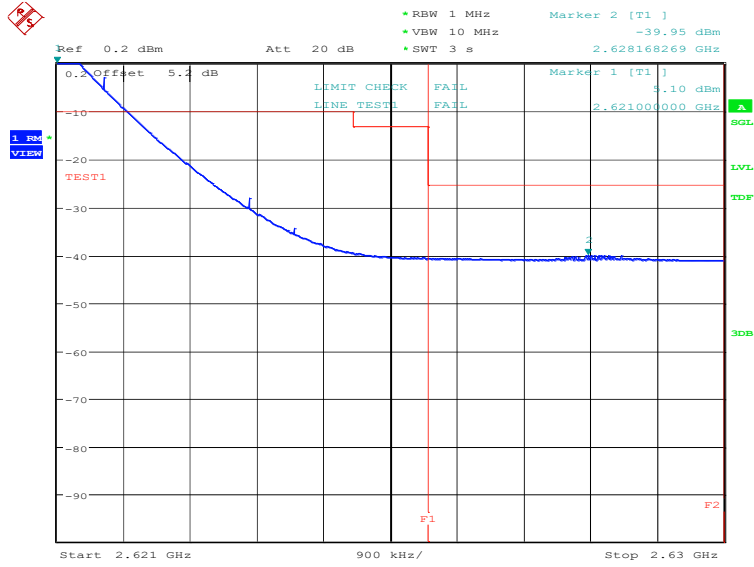


Date: 8.JAN.2024 10:08:49

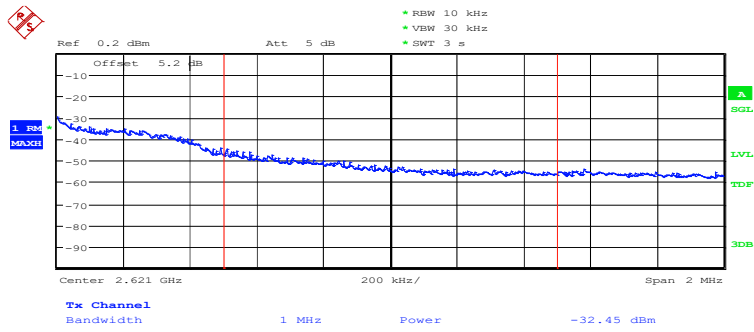
### HIGH BAND EDGE BLOCK-1RB-high\_offset



Date: 8.JAN.2024 10:09:31

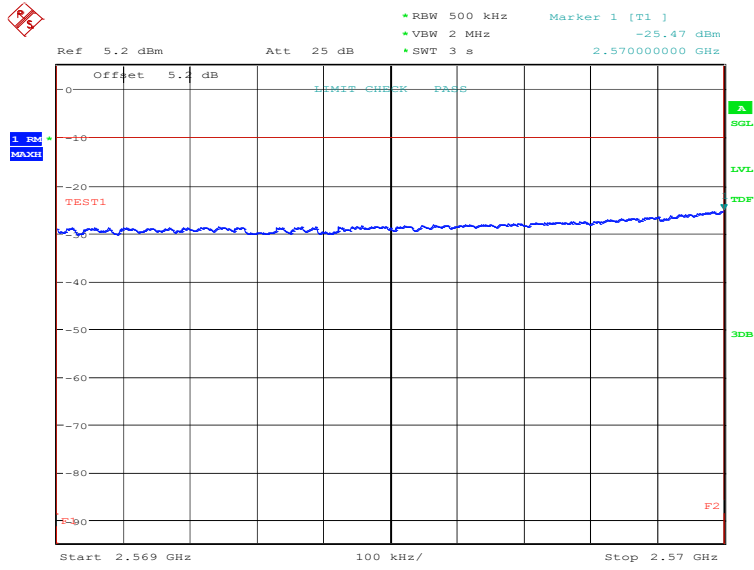


Date: 8.JAN.2024 10:10:18

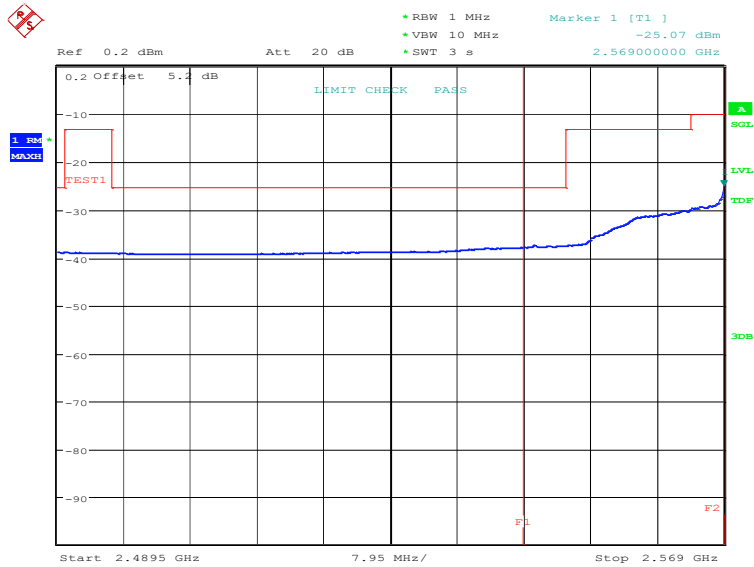


Date: 8.JAN.2024 10:10:36

### LOW BAND EDGE BLOCK-20MHz-100%RB



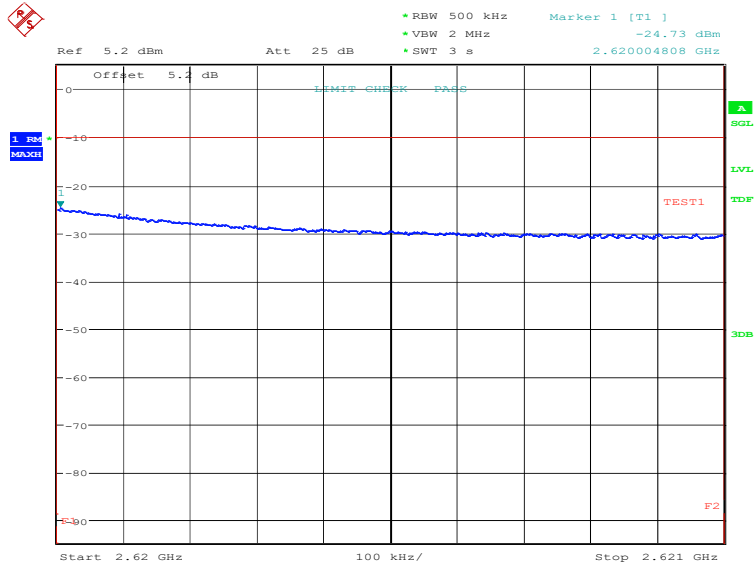
Date: 8.JAN.2024 10:05:37



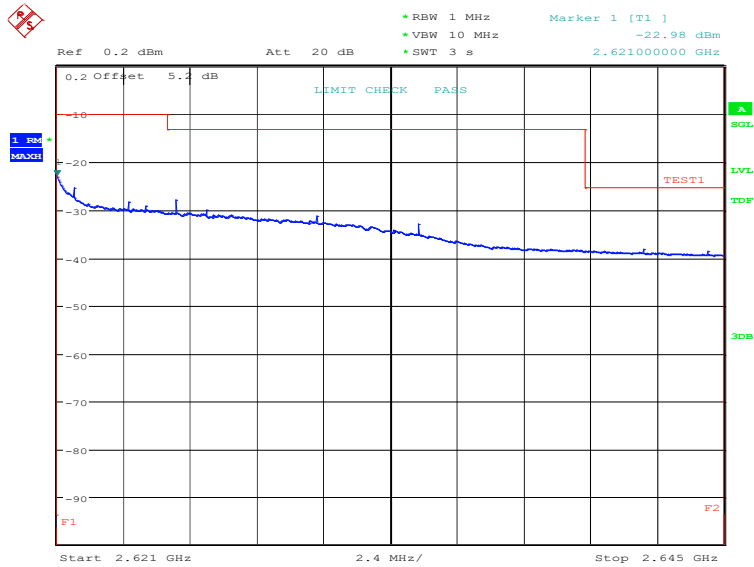
Date: 8.JAN.2024 10:06:16



### HIGH BAND EDGE BLOCK-20MHz-100%RB



Date: 8.JAN.2024 10:11:47



Date: 8.JAN.2024 10:12:26