



**No. I19Z62374-SEM01**

**For**

**SAMSUNG Electronics Co., Ltd.**

**Multi-band GSM/WCDMA/LTE phone with Bluetooth, WLAN**

**Model name: SM-A215U**

**With**

**Hardware Version: REV1.0**

**Software Version: A215U.001**

**FCC ID: ZCASMA215U**

**Note:**

The test results in this test report relate only to the devices specified in this report. This report shall not be reproduced except in full without the written approval of CTTL.

The report must not be used by the client to claim product certification, approval, or endorsement by NVLAP, NIST, or any agency of the U.S. Government.

**Test Laboratory:**

CTTL, Telecommunication Technology Labs, CAICT

No. 51, Xueyuan Road, Haidian District, Beijing, P. R. China 100191.

Tel: +86(0)10-62304633-2512, Fax: +86(0)10-62304633-2504

Email: [ctl\\_terminals@caict.ac.cn](mailto:ctl_terminals@caict.ac.cn), website: [www.caict.ac.cn](http://www.caict.ac.cn)


©Copyright. All rights reserved by CTTL.




**Picture 1: Constituents of the sample**




**Picture 2: Left Hand Touch Cheek Position**



**Picture 3: Left Hand Tilt 15° Position**




**Picture 4: Right Hand Touch Cheek Position**



**Picture 5: Right Hand Tilt 15° Position**


**Test positions for body:**

The Body SAR is tested at the following 13 test positions all with the distance =10/13/15/17/21mm between the EUT and the phantom bottom:




**Picture 6: Front 10mm**







**Picture 7: Front 13mm**




**Picture 8: Front 15mm**




**Picture 98: Rear 10mm**



**Picture 10: Rear 17mm**




**Picture 11: Rear 21mm**




**Picture 12: Left 10mm**






**Picture 13: Right 10mm**




**Picture 14: Top 10mm**







**Picture 15: Top 15mm**



**Picture 16: Bottom 10mm**



**Picture 17: Bottom 21mm**



**Picture 18: Bottom 18mm with Headset**

**Note: As the headset port is located at the bottom side and the device cannot be positioned at the distance of 10mm for bottom side with headset by design, so the bottom side with headset is positioned directly against the flat phantom.**