

. ANNEX A Graph Results

GSM850 ANT0 Head

Exposure Conditions

Phantom Section, TSL	Position, Test Distance [mm]	Band	Duty Cycle	Frequency [MHz], Channel Number	Conversion Factor	TSL Conductivity [S/m]	TSL Permittivity
RightHead, HSL	CHEEK, 0.00	GSM 850	1:4	848.800, 251	9.37	0.93	41.218

Hardware Setup

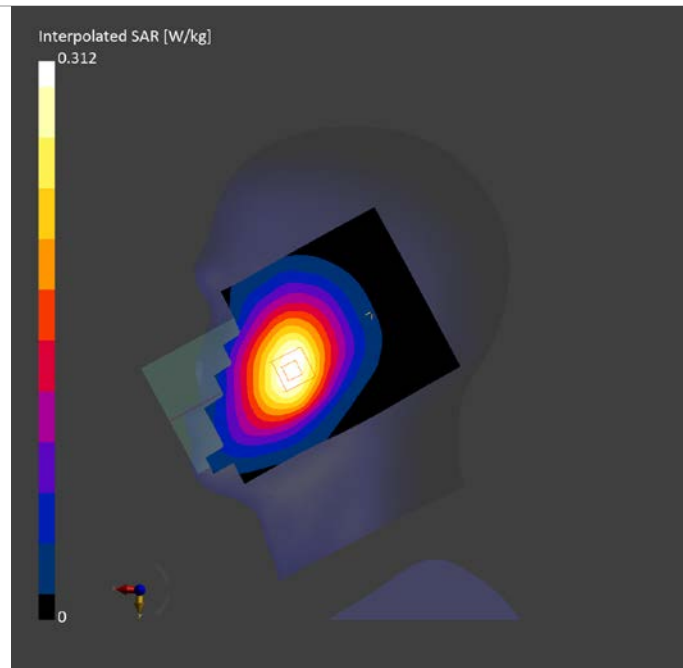
Phantom	TSL, Measured Date	Probe, Calibration Date	DAE, Calibration Date
Twin-SAM V8.0 (30deg probe tilt) - 2114	HBBL-600-10000	EX3DV4 - SN7825, 2023-09-27	DAE4ip Sn1832, 2023-09-27

Scan Setup

	Area Scan	Zoom Scan
Grid Extents [mm]	120.0 x 210.0	30.0 x 30.0 x 30.0
Grid Steps [mm]	15.0 x 15.0	6.0 x 6.0 x 1.5
Sensor Surface [mm]	3.0	1.4
Graded Grid	N/A	Yes
Grading Ratio	N/A	1.5
MAIA	N/A	N/A
Surface Detection	VMS + 6p	VMS + 6p
Scan Method	Measured	Measured

Measurement Results

	Area Scan	Zoom Scan
Date	2024-08-20	2024-08-20
psSAR1g [W/kg]	0.272	0.291
psSAR10g [W/kg]	0.187	0.225
Power Drift [dB]	-0.05	0.04
Power Scaling	Disabled	Disabled
Scaling Factor [dB]		
TSL Correction	No correction	No correction
M2/M1 [%]		90.4
Dist 3dB Peak [mm]		24.6



GSM850 ANT0 Body

Exposure Conditions

Phantom Section, TSL	Position, Test Distance [mm]	Band	Duty Cycle	Frequency [MHz], Channel Number	Conversion Factor	TSL Conductivity [S/m]	TSL Permittivity
Flat, HSL	BACK, 10.00	GSM 850	1:4	848.800, 251	9.37	0.93	41.218

Hardware Setup

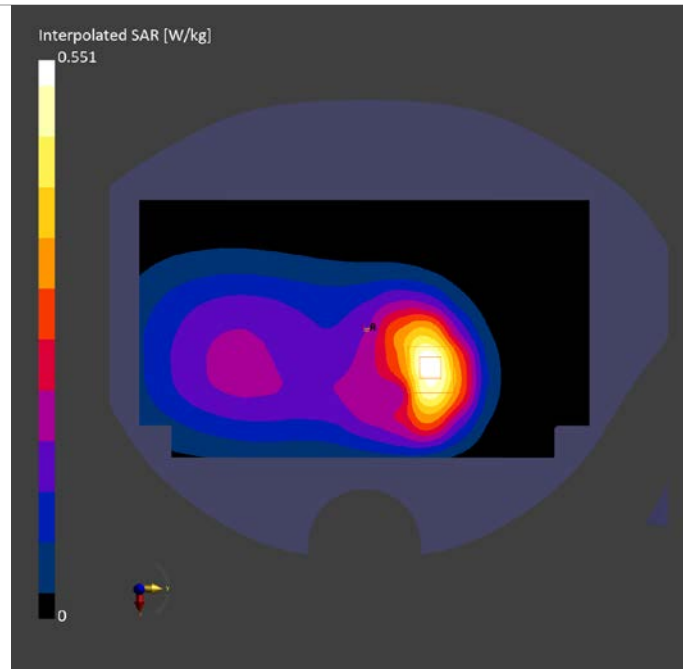
Phantom	TSL, Measured Date	Probe, Calibration Date	DAE, Calibration Date
Twin-SAM V8.0 (30deg probe tilt) - 2114	HBBL-600-10000	EX3DV4 - SN7825, 2023-09-27	DAE4ip Sn1832, 2023-09-27

Scan Setup

	Area Scan	Zoom Scan
Grid Extents [mm]	120.0 x 210.0	30.0 x 30.0 x 30.0
Grid Steps [mm]	15.0 x 15.0	6.0 x 6.0 x 1.5
Sensor Surface [mm]	3.0	1.4
Graded Grid	N/A	Yes
Grading Ratio	N/A	1.5
MAIA	N/A	N/A
Surface Detection	VMS + 6p	VMS + 6p
Scan Method	Measured	Measured

Measurement Results

	Area Scan	Zoom Scan
Date	2024-08-20	2024-08-20
psSAR1g [W/kg]	0.469	0.492
psSAR10g [W/kg]	0.298	0.281
Power Drift [dB]	0.01	0.02
Power Scaling	Disabled	Disabled
Scaling Factor [dB]		
TSL Correction	No correction	No correction
M2/M1 [%]		76.0
Dist 3dB Peak [mm]		9.9



GSM1900 ANT1 Head

Exposure Conditions

Phantom Section, TSL	Position, Test Distance [mm]	Band	Duty Cycle	Frequency [MHz], Channel Number	Conversion Factor	TSL Conductivity [S/m]	TSL Permittivity
LeftHead, HSL	CHEEK, 0.00	PCS 1900	1:4	1880.000, 661	7.5	1.35	38.852

Hardware Setup

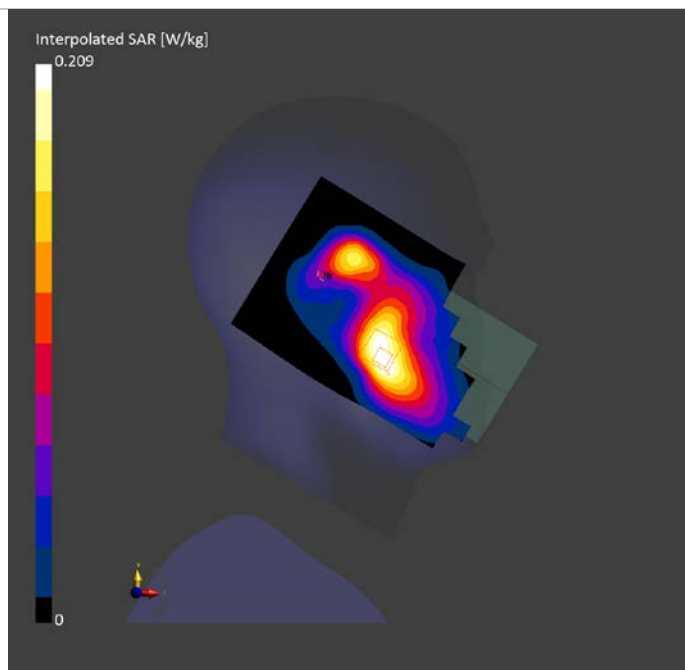
Phantom	TSL, Measured Date	Probe, Calibration Date	DAE, Calibration Date
Twin-SAM V8.0 (30deg probe tilt) - 2114	HBBL-600-10000	EX3DV4 - SN7825, 2023-09-27	DAE4ip Sn1832, 2023-09-27

Scan Setup

	Area Scan	Zoom Scan
Grid Extents [mm]	120.0 x 210.0	30.0 x 30.0 x 30.0
Grid Steps [mm]	15.0 x 15.0	6.0 x 6.0 x 1.5
Sensor Surface [mm]	3.0	1.4
Graded Grid	N/A	Yes
Grading Ratio	N/A	1.5
MAIA	Y	Y
Surface Detection	VMS + 6p	VMS + 6p
Scan Method	Measured	Measured

Measurement Results

	Area Scan	Zoom Scan
Date	2024-08-24	2024-08-24
psSAR1g [W/kg]	0.172	0.184
psSAR10g [W/kg]	0.104	0.120
Power Drift [dB]	-0.06	-0.09
Power Scaling	Disabled	Disabled
Scaling Factor [dB]		
TSL Correction	No correction	No correction
M2/M1 [%]		90.3
Dist 3dB Peak [mm]		14.3



GSM1900 ANT1 Body

Exposure Conditions

Phantom Section, TSL	Position, Test Distance [mm]	Band	Duty Cycle	Frequency [MHz], Channel Number	Conversion Factor	TSL Conductivity [S/m]	TSL Permittivity
Flat, HSL	FRONT, 12.00	PCS 1900	1:4	1880.000, 661	7.5	1.35	38.852

Hardware Setup

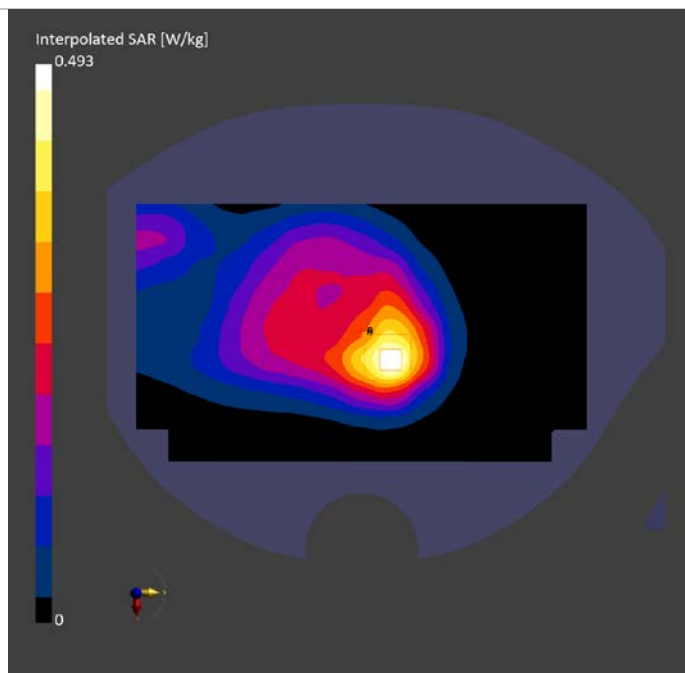
Phantom	TSL, Measured Date	Probe, Calibration Date	DAE, Calibration Date
Twin-SAM V8.0 (30deg probe tilt) - 2114	HBBL-600-10000	EX3DV4 - SN7825, 2023-09-27	DAE4ip Sn1832, 2023-09-27

Scan Setup

	Area Scan	Zoom Scan
Grid Extents [mm]	120.0 x 210.0	30.0 x 30.0 x 30.0
Grid Steps [mm]	15.0 x 15.0	6.0 x 6.0 x 1.5
Sensor Surface [mm]	3.0	1.4
Graded Grid	N/A	Yes
Grading Ratio	N/A	1.5
MAIA	N/A	N/A
Surface Detection	All points	All points
Scan Method	Measured	Measured

Measurement Results

	Area Scan	Zoom Scan
Date	2024-08-24	2024-08-24
psSAR1g [W/kg]	0.399	0.408
psSAR10g [W/kg]	0.227	0.236
Power Drift [dB]	0.09	0.04
Power Scaling	Disabled	Disabled
Scaling Factor [dB]		
TSL Correction	No correction	No correction
M2/M1 [%]		81.7
Dist 3dB Peak [mm]		13.6



WCDMA1900 ANT1 Head

Exposure Conditions

Phantom Section, TSL	Position, Test Distance [mm]	Band	Duty Cycle	Frequency [MHz], Channel Number	Conversion Factor	TSL Conductivity [S/m]	TSL Permittivity
LeftHead, HSL	CHEEK, 0.00	Band 2	1:1	1852.400, 9262	7.5	1.33	38.879

Hardware Setup

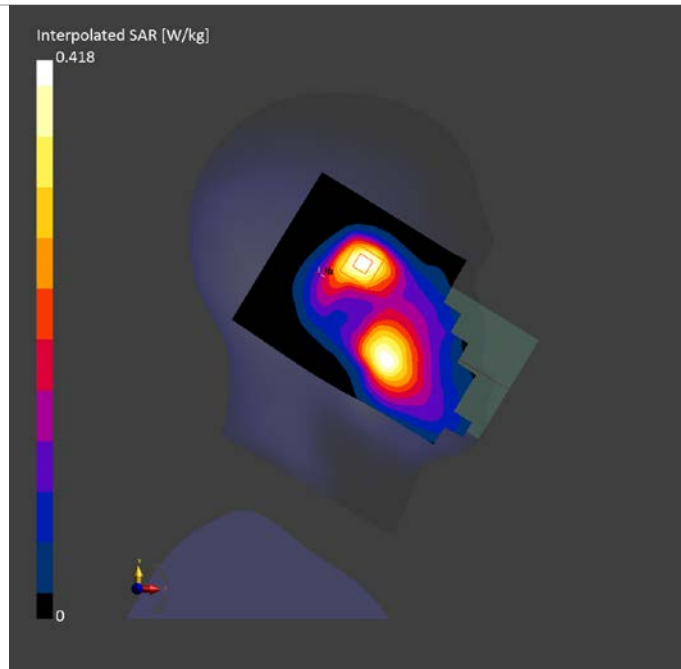
Phantom	TSL, Measured Date	Probe, Calibration Date	DAE, Calibration Date
Twin-SAM V8.0 (30deg probe tilt) - 2114	HBBL-600-10000	EX3DV4 - SN7825, 2023-09-27	DAE4ip Sn1832, 2023-09-27

Scan Setup

	Area Scan	Zoom Scan
Grid Extents [mm]	120.0 x 210.0	30.0 x 30.0 x 30.0
Grid Steps [mm]	15.0 x 15.0	6.0 x 6.0 x 1.5
Sensor Surface [mm]	3.0	1.4
Graded Grid	N/A	Yes
Grading Ratio	N/A	1.5
MAIA	Y	N/A
Surface Detection	VMS + 6p	VMS + 6p
Scan Method	Measured	Measured

Measurement Results

	Area Scan	Zoom Scan
Date	2024-08-24	2024-08-24
psSAR1g [W/kg]	0.338	0.378
psSAR10g [W/kg]	0.197	0.230
Power Drift [dB]	-0.05	-0.09
Power Scaling	Disabled	Disabled
Scaling Factor [dB]		
TSL Correction	No correction	No correction
M2/M1 [%]		86.9
Dist 3dB Peak [mm]		11.8



WCDMA1900 ANT1 Body

Exposure Conditions

Phantom Section, TSL	Position, Test Distance [mm]	Band	Duty Cycle	Frequency [MHz], Channel Number	Conversion Factor	TSL Conductivity [S/m]	TSL Permittivity
Flat, HSL	BACK, 10.00	Band 2	1:1	1852.400, 9262	7.5	1.33	38.879

Hardware Setup

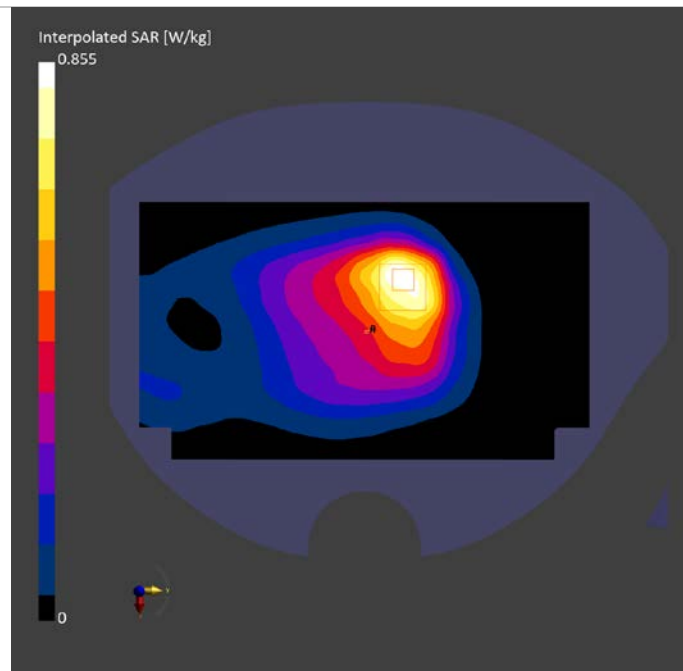
Phantom	TSL, Measured Date	Probe, Calibration Date	DAE, Calibration Date
Twin-SAM V8.0 (30deg probe tilt) - 2114	HBBL-600-10000	EX3DV4 - SN7825, 2023-09-27	DAE4ip Sn1832, 2023-09-27

Scan Setup

	Area Scan	Zoom Scan
Grid Extents [mm]	120.0 x 210.0	30.0 x 30.0 x 30.0
Grid Steps [mm]	15.0 x 15.0	6.0 x 6.0 x 1.5
Sensor Surface [mm]	3.0	1.4
Graded Grid	N/A	Yes
Grading Ratio	N/A	1.5
MAIA	N/A	N/A
Surface Detection	VMS + 6p	VMS + 6p
Scan Method	Measured	Measured

Measurement Results

	Area Scan	Zoom Scan
Date	2024-08-24	2024-08-24
psSAR1g [W/kg]	0.711	0.770
psSAR10g [W/kg]	0.425	0.445
Power Drift [dB]	0.01	-0.01
Power Scaling	Disabled	Disabled
Scaling Factor [dB]		
TSL Correction	No correction	No correction
M2/M1 [%]		80.8
Dist 3dB Peak [mm]		13.5



WCDMA1700 ANT1 Head

Exposure Conditions

Phantom Section, TSL	Position, Test Distance [mm]	Band	Duty Cycle	Frequency [MHz], Channel Number	Conversion Factor	TSL Conductivity [S/m]	TSL Permittivity
LeftHead, HSL	CHEEK, 0.00	Band 4	1:1	1732.400, 1412	7.8	1.40	40.098

Hardware Setup

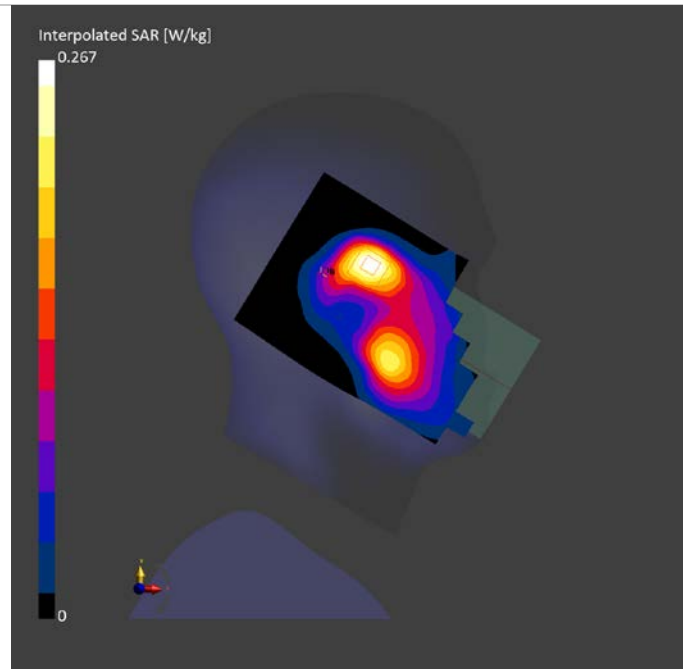
Phantom	TSL, Measured Date	Probe, Calibration Date	DAE, Calibration Date
Twin-SAM V8.0 (30deg probe tilt) - 2114	HBBL-600-10000	EX3DV4 - SN7825, 2023-09-27	DAE4ip Sn1832, 2023-09-27

Scan Setup

	Area Scan	Zoom Scan
Grid Extents [mm]	120.0 x 210.0	30.0 x 30.0 x 30.0
Grid Steps [mm]	15.0 x 15.0	6.0 x 6.0 x 1.5
Sensor Surface [mm]	3.0	1.4
Graded Grid	N/A	Yes
Grading Ratio	N/A	1.5
MAIA	Y	Y
Surface Detection	VMS + 6p	VMS + 6p
Scan Method	Measured	Measured

Measurement Results

	Area Scan	Zoom Scan
Date	2024-08-22	2024-08-22
psSAR1g [W/kg]	0.216	0.242
psSAR10g [W/kg]	0.127	0.150
Power Drift [dB]	-0.01	0.18
Power Scaling	Disabled	Disabled
Scaling Factor [dB]		
TSL Correction	No correction	No correction
M2/M1 [%]		89.7
Dist 3dB Peak [mm]		12.1



WCDMA1700 ANT1 Body

Exposure Conditions

Phantom Section, TSL	Position, Test Distance [mm]	Band	Duty Cycle	Frequency [MHz], Channel Number	Conversion Factor	TSL Conductivity [S/m]	TSL Permittivity
Flat, HSL	EDGE BOTTOM, 12.00	Band 4	1:1	1712.400, 1312	7.8	1.388	40.143

Hardware Setup

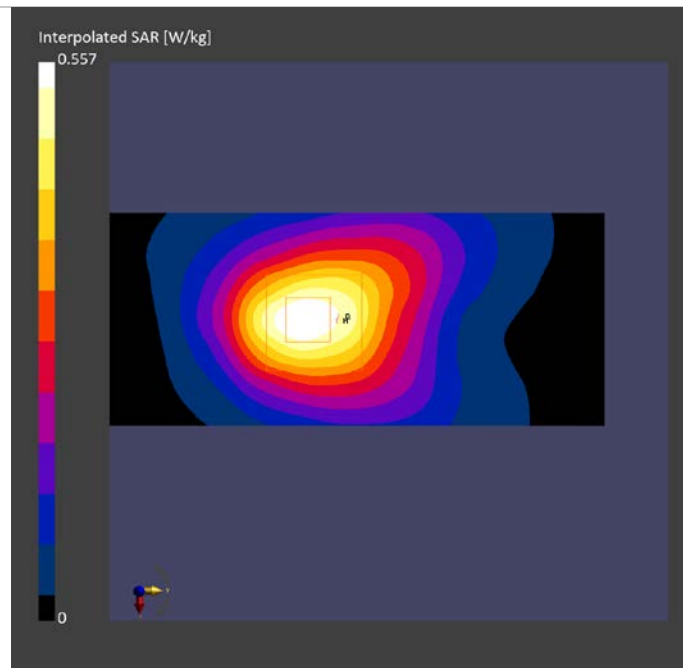
Phantom	TSL, Measured Date	Probe, Calibration Date	DAE, Calibration Date
Twin-SAM V8.0 (30deg probe tilt) - 2114	HBBL-600-10000	EX3DV4 - SN7825, 2023-09-27	DAE4ip Sn1832, 2023-09-27

Scan Setup

	Area Scan	Zoom Scan
Grid Extents [mm]	48.0 x 120.0	30.0 x 30.0 x 30.0
Grid Steps [mm]	8.0 x 15.0	6.0 x 6.0 x 1.5
Sensor Surface [mm]	3.0	1.4
Graded Grid	N/A	Yes
Grading Ratio	N/A	1.5
MAIA	N/A	N/A
Surface Detection	All points	All points
Scan Method	Measured	Measured

Measurement Results

	Area Scan	Zoom Scan
Date	2024-08-22	2024-08-22
psSAR1g [W/kg]	0.456	0.465
psSAR10g [W/kg]	0.262	0.268
Power Drift [dB]	0.01	-0.03
Power Scaling	Disabled	Disabled
Scaling Factor [dB]		
TSL Correction	No correction	No correction
M2/M1 [%]		81.8
Dist 3dB Peak [mm]		13.7



WCDMA850 ANT0 Head

Exposure Conditions

Phantom Section, TSL	Position, Test Distance [mm]	Band	Duty Cycle	Frequency [MHz], Channel Number	Conversion Factor	TSL Conductivity [S/m]	TSL Permittivity
RightHead, HSL	CHEEK, 0.00	Band 5	1:1	846.600, 4233	9.37	0.930	41.218

Hardware Setup

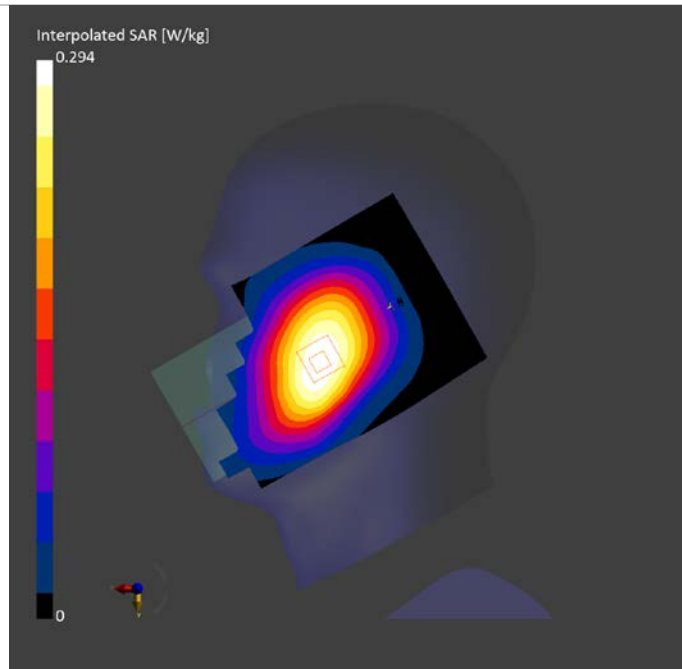
Phantom	TSL, Measured Date	Probe, Calibration Date	DAE, Calibration Date
Twin-SAM V8.0 (30deg probe tilt) - 2114	HBBL-600-10000	EX3DV4 - SN7825, 2023-09-27	DAE4ip Sn1832, 2023-09-27

Scan Setup

	Area Scan	Zoom Scan
Grid Extents [mm]	120.0 x 210.0	30.0 x 30.0 x 30.0
Grid Steps [mm]	15.0 x 15.0	6.0 x 6.0 x 1.5
Sensor Surface [mm]	3.0	1.4
Graded Grid	N/A	Yes
Grading Ratio	N/A	1.5
MAIA	Y	Y
Surface Detection	VMS + 6p	VMS + 6p
Scan Method	Measured	Measured

Measurement Results

	Area Scan	Zoom Scan
Date	2024-08-20	2024-08-20
psSAR1g [W/kg]	0.259	0.279
psSAR10g [W/kg]	0.180	0.227
Power Drift [dB]	0.01	0.05
Power Scaling	Disabled	Disabled
Scaling Factor [dB]		
TSL Correction	No correction	No correction
M2/M1 [%]		92.7
Dist 3dB Peak [mm]		28.1



WCDMA850 ANT0 Body

Exposure Conditions

Phantom Section, TSL	Position, Test Distance [mm]	Band	Duty Cycle	Frequency [MHz], Channel Number	Conversion Factor	TSL Conductivity [S/m]	TSL Permittivity
Flat, HSL	BACK, 10.00	Band 5	1:1	846.600, 4233	9.37	0.930	41.218

Hardware Setup

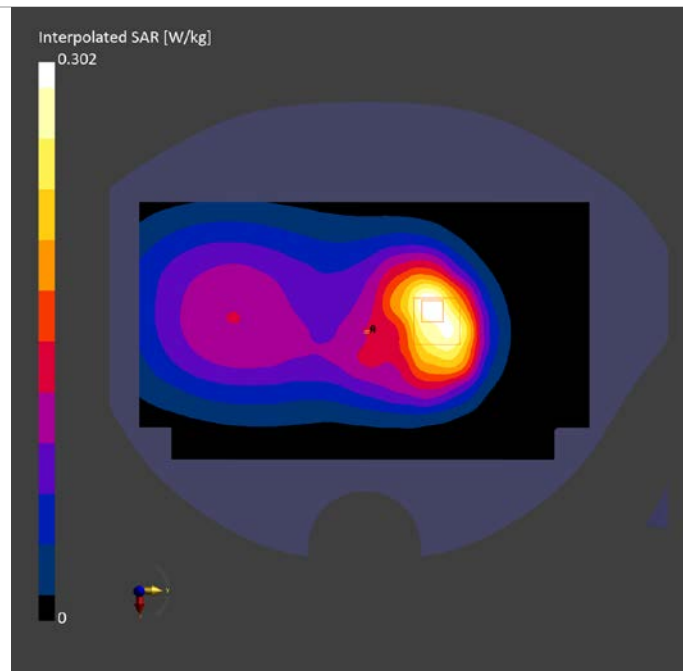
Phantom	TSL, Measured Date	Probe, Calibration Date	DAE, Calibration Date
Twin-SAM V8.0 (30deg probe tilt) - 2114	HBBL-600-10000	EX3DV4 - SN7825, 2023-09-27	DAE4ip Sn1832, 2023-09-27

Scan Setup

	Area Scan	Zoom Scan
Grid Extents [mm]	120.0 x 210.0	30.0 x 30.0 x 30.0
Grid Steps [mm]	15.0 x 15.0	6.0 x 6.0 x 1.5
Sensor Surface [mm]	3.0	1.4
Graded Grid	N/A	Yes
Grading Ratio	N/A	1.5
MAIA	N/A	N/A
Surface Detection	VMS + 6p	VMS + 6p
Scan Method	Measured	Measured

Measurement Results

	Area Scan	Zoom Scan
Date	2024-08-20	2024-08-20
psSAR1g [W/kg]	0.258	0.289
psSAR10g [W/kg]	0.171	0.169
Power Drift [dB]	-0.03	0.09
Power Scaling	Disabled	Disabled
Scaling Factor [dB]		
TSL Correction	No correction	No correction
M2/M1 [%]	77.7	77.7
Dist 3dB Peak [mm]	11.4	11.4



LTE B2 ANT1 Head

Exposure Conditions

Phantom Section, TSL	Position, Test Distance [mm]	Band	Duty Cycle	Frequency [MHz], Channel Number	Conversion Factor	TSL Conductivity [S/m]	TSL Permittivity
LeftHead, HSL	CHEEK, 0.00	Band 2	1:1	1880.000, 18900	7.5	1.35	38.852

Hardware Setup

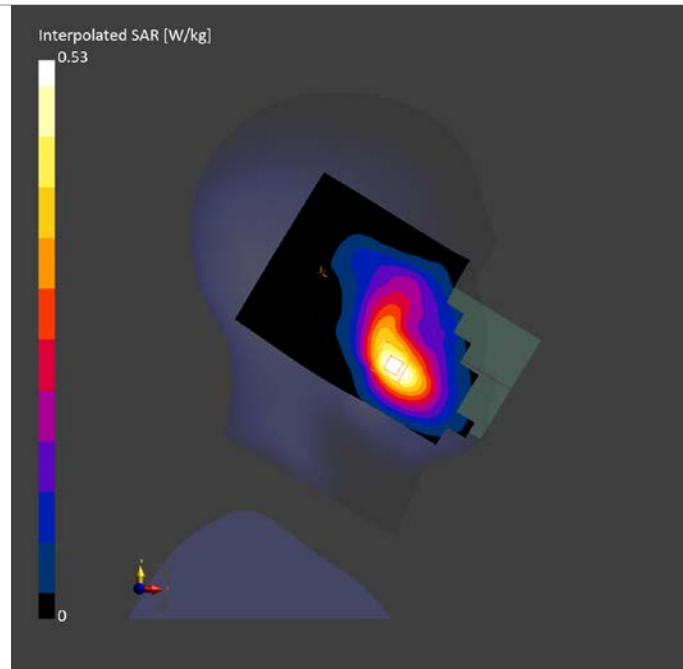
Phantom	TSL, Measured Date	Probe, Calibration Date	DAE, Calibration Date
Twin-SAM V8.0 (30deg probe tilt) - 2114	HBBL-600-10000	EX3DV4 - SN7825, 2023-09-27	DAE4ip Sn1832, 2023-09-27

Scan Setup

	Area Scan	Zoom Scan
Grid Extents [mm]	120.0 x 210.0	30.0 x 30.0 x 30.0
Grid Steps [mm]	15.0 x 15.0	6.0 x 6.0 x 1.5
Sensor Surface [mm]	3.0	1.4
Graded Grid	N/A	Yes
Grading Ratio	N/A	1.5
MAIA	N/A	N/A
Surface Detection	VMS + 6p	VMS + 6p
Scan Method	Measured	Measured

Measurement Results

	Area Scan	Zoom Scan
Date	2024-08-24	2024-08-24
psSAR1g [W/kg]	0.430	0.447
psSAR10g [W/kg]	0.250	0.283
Power Drift [dB]	0.17	0.01
Power Scaling	Disabled	Disabled
Scaling Factor [dB]		
TSL Correction	No correction	No correction
M2/M1 [%]		88.1
Dist 3dB Peak [mm]		12.4



LTE B2 ANT1 Body

Exposure Conditions

Phantom Section, TSL	Position, Test Distance [mm]	Band	Duty Cycle	Frequency [MHz], Channel Number	Conversion Factor	TSL Conductivity [S/m]	TSL Permittivity
Flat, HSL	BACK, 10.00	Band 2	1:1	1880.000, 18900	7.5	1.35	38.852

Hardware Setup

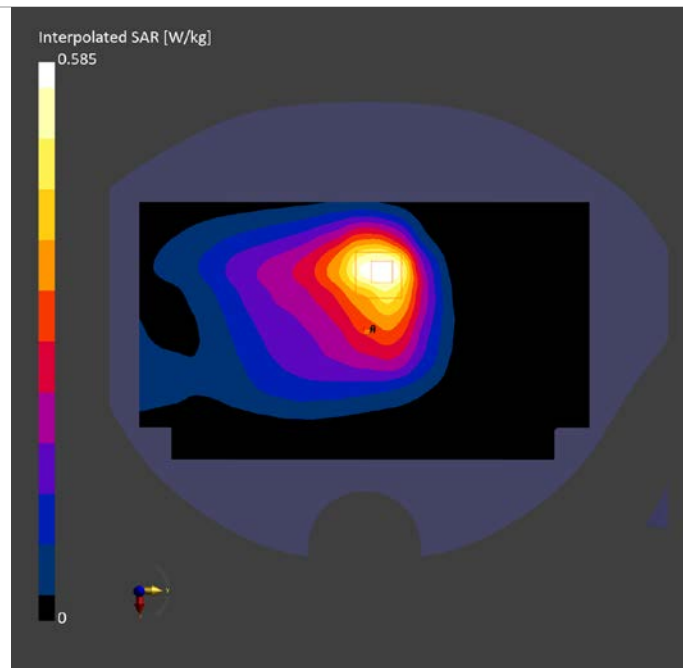
Phantom	TSL, Measured Date	Probe, Calibration Date	DAE, Calibration Date
Twin-SAM V8.0 (30deg probe tilt) - 2114	HBBL-600-10000	EX3DV4 - SN7825, 2023-09-27	DAE4ip Sn1832, 2023-09-27

Scan Setup

	Area Scan	Zoom Scan
Grid Extents [mm]	120.0 x 210.0	30.0 x 30.0 x 30.0
Grid Steps [mm]	15.0 x 15.0	6.0 x 6.0 x 1.5
Sensor Surface [mm]	3.0	1.4
Graded Grid	N/A	Yes
Grading Ratio	N/A	1.5
MAIA	N/A	N/A
Surface Detection	VMS + 6p	VMS + 6p
Scan Method	Measured	Measured

Measurement Results

	Area Scan	Zoom Scan
Date	2024-08-24	2024-08-24
psSAR1g [W/kg]	0.488	0.512
psSAR10g [W/kg]	0.283	0.295
Power Drift [dB]	-0.05	0.02
Power Scaling	Disabled	Disabled
Scaling Factor [dB]		
TSL Correction	No correction	No correction
M2/M1 [%]		80.1
Dist 3dB Peak [mm]		13.5



LTE B5 ANTO Head

Exposure Conditions

Phantom Section, TSL	Position, Test Distance [mm]	Band	Duty Cycle	Frequency [MHz], Channel Number	Conversion Factor	TSL Conductivity [S/m]	TSL Permittivity
LeftHead, HSL	CHEEK, 0.00	Band 5	1:1	836.500, 20525	9.37	0.925	41.21

Hardware Setup

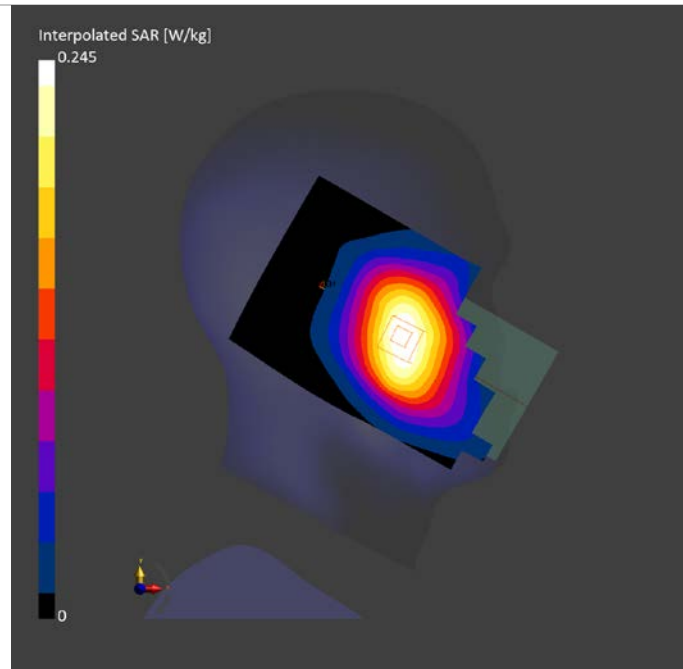
Phantom	TSL, Measured Date	Probe, Calibration Date	DAE, Calibration Date
Twin-SAM V8.0 (30deg probe tilt) - 2114	HBBL-600-10000	EX3DV4 - SN7825, 2023-09-27	DAE4ip Sn1832, 2023-09-27

Scan Setup

	Area Scan	Zoom Scan
Grid Extents [mm]	120.0 x 210.0	30.0 x 30.0 x 30.0
Grid Steps [mm]	15.0 x 15.0	6.0 x 6.0 x 1.5
Sensor Surface [mm]	3.0	1.4
Graded Grid	N/A	Yes
Grading Ratio	N/A	1.5
MAIA	N/A	N/A
Surface Detection	VMS + 6p	VMS + 6p
Scan Method	Measured	Measured

Measurement Results

	Area Scan	Zoom Scan
Date	2024-08-20	2024-08-20
psSAR1g [W/kg]	0.215	0.233
psSAR10g [W/kg]	0.149	0.180
Power Drift [dB]	-0.01	0.04
Power Scaling	Disabled	Disabled
Scaling Factor [dB]		
TSL Correction	No correction	No correction
M2/M1 [%]		89.3
Dist 3dB Peak [mm]		> 15.0



LTE B5 ANT0 Body

Exposure Conditions

Phantom Section, TSL	Position, Test Distance [mm]	Band	Duty Cycle	Frequency [MHz], Channel Number	Conversion Factor	TSL Conductivity [S/m]	TSL Permittivity
Flat, HSL	EDGE BOTTOM, 10.00	Band 5	1:1	836.500, 20525	9.37	0.925	41.21

Hardware Setup

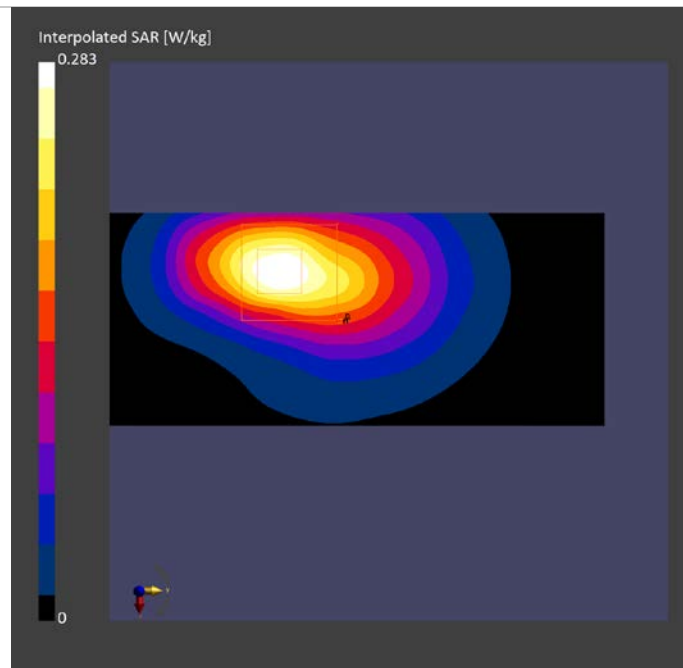
Phantom	TSL, Measured Date	Probe, Calibration Date	DAE, Calibration Date
Twin-SAM V8.0 (30deg probe tilt) - 2114	HBBL-600-10000	EX3DV4 - SN7825, 2023-09-27	DAE4ip Sn1832, 2023-09-27

Scan Setup

	Area Scan	Zoom Scan
Grid Extents [mm]	48.0 x 120.0	30.0 x 30.0 x 30.0
Grid Steps [mm]	8.0 x 15.0	6.0 x 6.0 x 1.5
Sensor Surface [mm]	3.0	1.4
Graded Grid	N/A	Yes
Grading Ratio	N/A	1.5
MAIA	N/A	N/A
Surface Detection	All points	All points
Scan Method	Measured	Measured

Measurement Results

	Area Scan	Zoom Scan
Date	2024-08-20	2024-08-20
psSAR1g [W/kg]	0.235	0.235
psSAR10g [W/kg]	0.137	0.125
Power Drift [dB]	-0.02	0.02
Power Scaling	Disabled	Disabled
Scaling Factor [dB]		
TSL Correction	No correction	No correction
M2/M1 [%]		74.7
Dist 3dB Peak [mm]		8.8



LTE B7 ANT4 Body

Exposure Conditions

Phantom Section, TSL	Position, Test Distance [mm]	Band	Duty Cycle	Frequency [MHz], Channel Number	Conversion Factor	TSL Conductivity [S/m]	TSL Permittivity
RightHead, HSL	TILT, 0.00	Band 7	1:1	2535.000, 21100	7.09	1.947	39.708

Hardware Setup


Phantom	TSL, Measured Date	Probe, Calibration Date	DAE, Calibration Date
Twin-SAM V8.0 (30deg probe tilt) - 2114	HBBL-600-10000	EX3DV4 - SN7825, 2023-09-27	DAE4ip Sn1832, 2023-09-27

Scan Setup

	Area Scan	Zoom Scan
Grid Extents [mm]	120.0 x 200.0	30.0 x 30.0 x 30.0
Grid Steps [mm]	10.0 x 10.0	5.0 x 5.0 x 1.5
Sensor Surface [mm]	3.0	1.4
Graded Grid	N/A	Yes
Grading Ratio	N/A	1.5
MAIA	N/A	N/A
Surface Detection	VMS + 6p	VMS + 6p
Scan Method	Measured	Measured

Measurement Results

	Area Scan	Zoom Scan
Date	2024-08-27	2024-08-27
psSAR1g [W/kg]	0.589	0.577
psSAR10g [W/kg]	0.267	0.253
Power Drift [dB]	0.13	0.02
Power Scaling	Disabled	Disabled
Scaling Factor [dB]		
TSL Correction	No correction	No correction
M2/M1 [%]		74.8
Dist 3dB Peak [mm]		7.7



LTE B7 ANT4 Body

Exposure Conditions

Phantom Section, TSL	Position, Test Distance [mm]	Band	Duty Cycle	Frequency [MHz], Channel Number	Conversion Factor	TSL Conductivity [S/m]	TSL Permittivity
Flat, HSL	EDGE TOP, 18.00	Band 7	1:1	2535.000, 21100	7.09	1.947	39.708

Hardware Setup

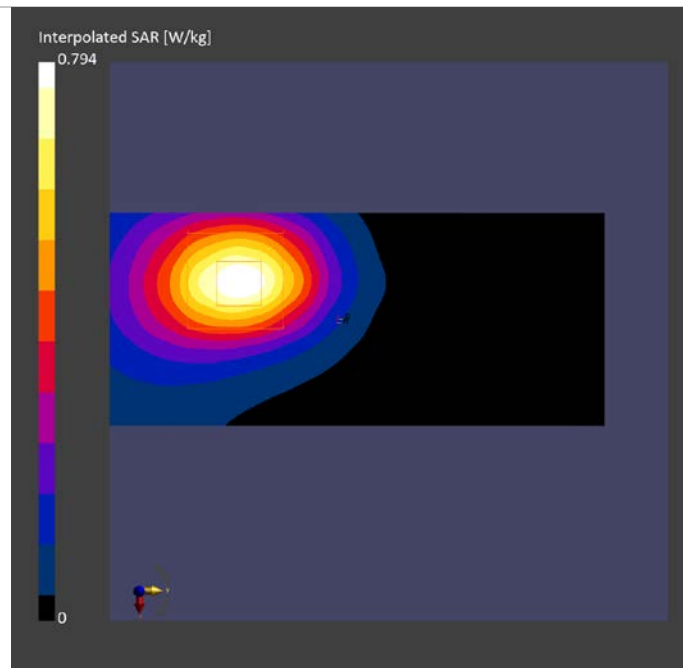
Phantom	TSL, Measured Date	Probe, Calibration Date	DAE, Calibration Date
Twin-SAM V8.0 (30deg probe tilt) - 2114	HBBL-600-10000	EX3DV4 - SN7825, 2023-09-27	DAE4ip Sn1832, 2023-09-27

Scan Setup

	Area Scan	Zoom Scan
Grid Extents [mm]	48.0 x 120.0	30.0 x 30.0 x 30.0
Grid Steps [mm]	8.0 x 10.0	5.0 x 5.0 x 1.5
Sensor Surface [mm]	3.0	1.4
Graded Grid	N/A	Yes
Grading Ratio	N/A	1.5
MAIA	N/A	N/A
Surface Detection	All points	All points
Scan Method	Measured	Measured

Measurement Results

	Area Scan	Zoom Scan
Date	2024-08-27	2024-08-27
psSAR1g [W/kg]	0.613	0.622
psSAR10g [W/kg]	0.305	0.311
Power Drift [dB]	-0.01	0.05
Power Scaling	Disabled	Disabled
Scaling Factor [dB]		
TSL Correction	No correction	No correction
M2/M1 [%]		80.4
Dist 3dB Peak [mm]		11.8



LTE B12 ANT0 Head

Exposure Conditions

Phantom Section, TSL	Position, Test Distance [mm]	Band	Duty Cycle	Frequency [MHz], Channel Number	Conversion Factor	TSL Conductivity [S/m]	TSL Permittivity
RightHead, HSL	CHEEK, 0.00	Band 12	1:1	707.500, 23095	9.37	0.839	41.596

Hardware Setup

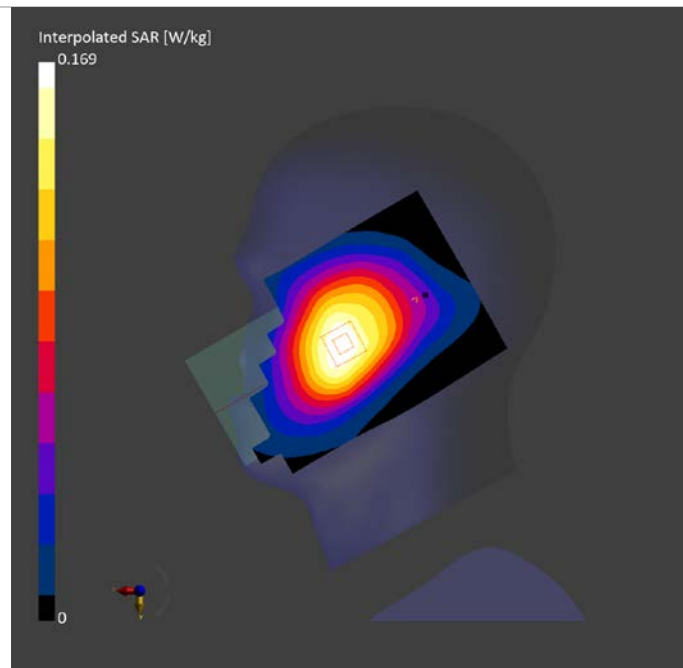
Phantom	TSL, Measured Date	Probe, Calibration Date	DAE, Calibration Date
Twin-SAM V8.0 (30deg probe tilt) - 2114	HBBL-600-10000	EX3DV4 - SN7825, 2023-09-27	DAE4ip Sn1832, 2023-09-27

Scan Setup

	Area Scan	Zoom Scan
Grid Extents [mm]	120.0 x 210.0	30.0 x 30.0 x 30.0
Grid Steps [mm]	15.0 x 15.0	6.0 x 6.0 x 1.5
Sensor Surface [mm]	3.0	1.4
Graded Grid	N/A	Yes
Grading Ratio	N/A	1.5
MAIA	N/A	N/A
Surface Detection	VMS + 6p	VMS + 6p
Scan Method	Measured	Measured

Measurement Results

	Area Scan	Zoom Scan
Date	2024-08-26	2024-08-26
psSAR1g [W/kg]	0.149	0.158
psSAR10g [W/kg]	0.105	0.124
Power Drift [dB]	-0.12	0.01
Power Scaling	Disabled	Disabled
Scaling Factor [dB]		
TSL Correction	No correction	No correction
M2/M1 [%]		92.9
Dist 3dB Peak [mm]		> 15.0



LTE B12 ANT0 Body

Exposure Conditions

Phantom Section, TSL	Position, Test Distance [mm]	Band	Duty Cycle	Frequency [MHz], Channel Number	Conversion Factor	TSL Conductivity [S/m]	TSL Permittivity
Flat, HSL	BACK, 10.00	Band 12	1:1	707.500, 23095	9.37	0.839	41.596

Hardware Setup

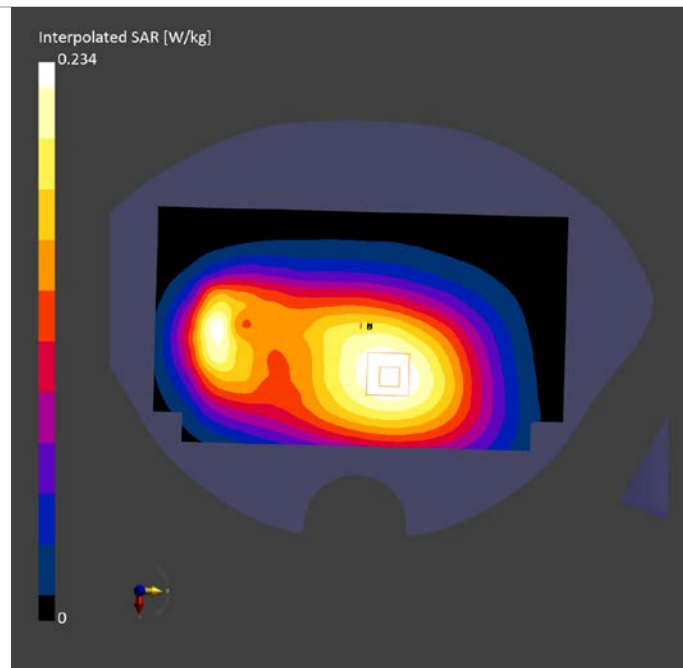
Phantom	TSL, Measured Date	Probe, Calibration Date	DAE, Calibration Date
Twin-SAM V8.0 (30deg probe tilt) - 2114	HBBL-600-10000	EX3DV4 - SN7825, 2023-09-27	DAE4ip Sn1832, 2023-09-27

Scan Setup

	Area Scan	Zoom Scan
Grid Extents [mm]	120.0 x 210.0	30.0 x 30.0 x 30.0
Grid Steps [mm]	15.0 x 15.0	6.0 x 6.0 x 1.5
Sensor Surface [mm]	3.0	1.4
Graded Grid	N/A	Yes
Grading Ratio	N/A	1.5
MAIA	N/A	N/A
Surface Detection	All points	All points
Scan Method	Measured	Measured

Measurement Results

	Area Scan	Zoom Scan
Date	2024-08-26	2024-08-26
psSAR1g [W/kg]	0.207	0.215
psSAR10g [W/kg]	0.147	0.163
Power Drift [dB]	-0.07	0.03
Power Scaling	Disabled	Disabled
Scaling Factor [dB]		
TSL Correction	No correction	No correction
M2/M1 [%]		84.7
Dist 3dB Peak [mm]		> 15.0



LTE B26 ANT0 Head

Exposure Conditions

Phantom Section, TSL	Position, Test Distance [mm]	Band	Duty Cycle	Frequency [MHz], Channel Number	Conversion Factor	TSL Conductivity [S/m]	TSL Permittivity
RightHead, HSL	CHEEK, 0.00	Band 26	1:1	831.500, 26865	9.37	0.922	41.208

Hardware Setup

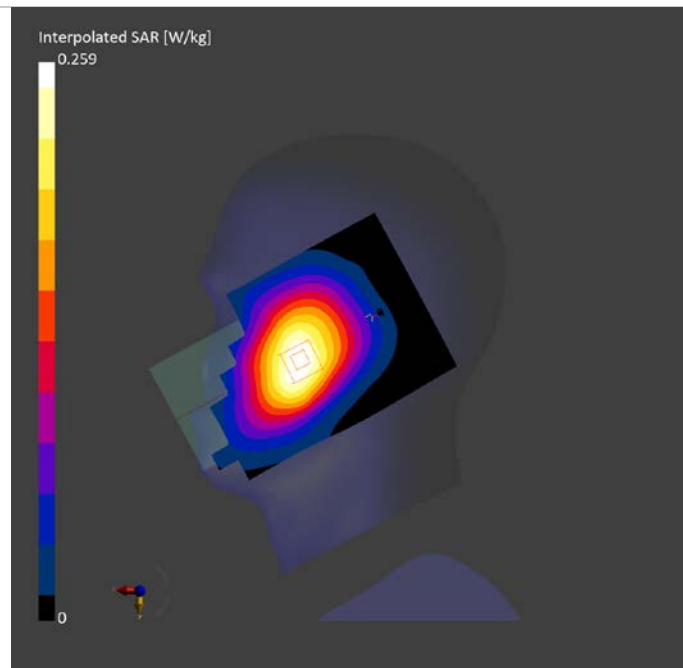
Phantom	TSL, Measured Date	Probe, Calibration Date	DAE, Calibration Date
Twin-SAM V8.0 (30deg probe tilt) - 2114	HBBL-600-10000	EX3DV4 - SN7825, 2023-09-27	DAE4ip Sn1832, 2023-09-27

Scan Setup

	Area Scan	Zoom Scan
Grid Extents [mm]	120.0 x 210.0	30.0 x 30.0 x 30.0
Grid Steps [mm]	15.0 x 15.0	6.0 x 6.0 x 1.5
Sensor Surface [mm]	3.0	1.4
Graded Grid	N/A	Yes
Grading Ratio	N/A	1.5
MAIA	N/A	N/A
Surface Detection	VMS + 6p	VMS + 6p
Scan Method	Measured	Measured

Measurement Results

	Area Scan	Zoom Scan
Date	2024-08-20	2024-08-20
psSAR1g [W/kg]	0.227	0.241
psSAR10g [W/kg]	0.157	0.185
Power Drift [dB]	-0.12	0.01
Power Scaling	Disabled	Disabled
Scaling Factor [dB]		
TSL Correction	No correction	No correction
M2/M1 [%]		92.9
Dist 3dB Peak [mm]		26.4



LTE B26 ANT0 Body

Exposure Conditions

Phantom Section, TSL	Position, Test Distance [mm]	Band	Duty Cycle	Frequency [MHz], Channel Number	Conversion Factor	TSL Conductivity [S/m]	TSL Permittivity
Flat, HSL	BACK, 10.00	Band 26	1:1	831.500, 26865	9.37	0.922	41.208

Hardware Setup

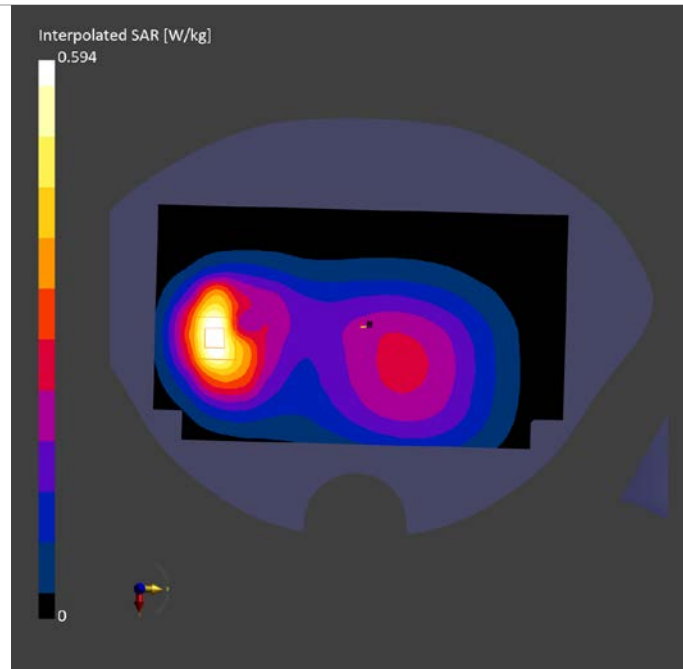
Phantom	TSL, Measured Date	Probe, Calibration Date	DAE, Calibration Date
Twin-SAM V8.0 (30deg probe tilt) - 2114	HBBL-600-10000	EX3DV4 - SN7825, 2023-09-27	DAE4ip Sn1832, 2023-09-27

Scan Setup

	Area Scan	Zoom Scan
Grid Extents [mm]	120.0 x 210.0	30.0 x 30.0 x 30.0
Grid Steps [mm]	15.0 x 15.0	6.0 x 6.0 x 1.5
Sensor Surface [mm]	3.0	1.4
Graded Grid	N/A	Yes
Grading Ratio	N/A	1.5
MAIA	N/A	N/A
Surface Detection	All points	All points
Scan Method	Measured	Measured

Measurement Results

	Area Scan	Zoom Scan
Date	2024-08-20	2024-08-20
psSAR1g [W/kg]	0.506	0.505
psSAR10g [W/kg]	0.321	0.291
Power Drift [dB]	-0.01	-0.01
Power Scaling	Disabled	Disabled
Scaling Factor [dB]		
TSL Correction	No correction	No correction
M2/M1 [%]		76.5
Dist 3dB Peak [mm]		8.5



LTE B41 ANT4 Head

Exposure Conditions

Phantom Section, TSL	Position, Test Distance [mm]	Band	Duty Cycle	Frequency [MHz], Channel Number	Conversion Factor	TSL Conductivity [S/m]	TSL Permittivity
RightHead, HSL	TILT, 0.00	Band 41	1:1.58	2593.000, 40620	6.91	1.978	39.669

Hardware Setup

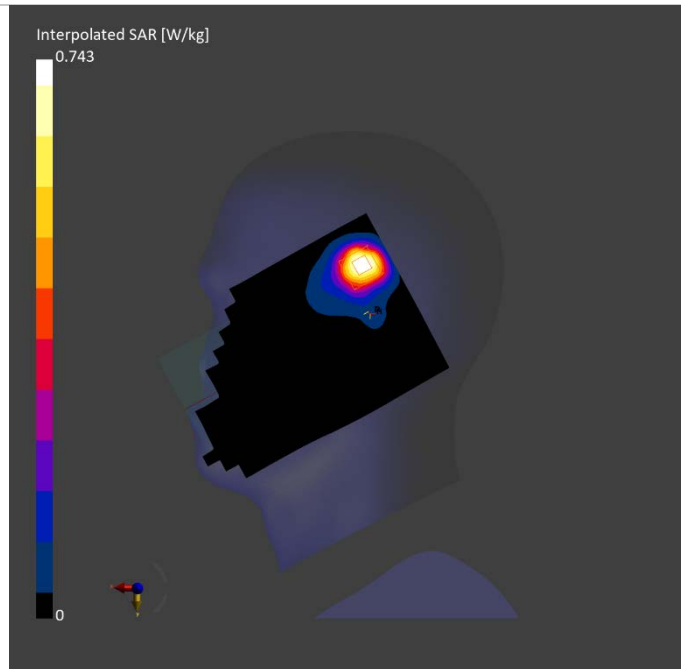
Phantom	TSL, Measured Date	Probe, Calibration Date	DAE, Calibration Date
Twin-SAM V8.0 (30deg probe tilt) - 2114	HBBL-600-10000	EX3DV4 - SN7825, 2023-09-27	DAE4ip Sn1832, 2023-09-27

Scan Setup

	Area Scan	Zoom Scan
Grid Extents [mm]	120.0 x 200.0	30.0 x 30.0 x 30.0
Grid Steps [mm]	10.0 x 10.0	5.0 x 5.0 x 1.5
Sensor Surface [mm]	3.0	1.4
Graded Grid	N/A	Yes
Grading Ratio	N/A	1.5
MAIA	Y	N/A
Surface Detection	VMS + 6p	VMS + 6p
Scan Method	Measured	Measured

Measurement Results

	Area Scan	Zoom Scan
Date	2024-08-27	2024-08-27
psSAR1g [W/kg]	0.586	0.601
psSAR10g [W/kg]	0.284	0.279
Power Drift [dB]	-0.01	-0.13
Power Scaling	Disabled	Disabled
Scaling Factor [dB]		
TSL Correction	No correction	No correction
M2/M1 [%]		73.6
Dist 3dB Peak [mm]		8.6



LTE B41 ANT4 Body

Exposure Conditions

Phantom Section, TSL	Position, Test Distance [mm]	Band	Duty Cycle	Frequency [MHz], Channel Number	Conversion Factor	TSL Conductivity [S/m]	TSL Permittivity
Flat, HSL	EDGE LEFT, 10.00	Band 41	1:1.58	2593.000, 40620	6.91	1.978	39.669

Hardware Setup

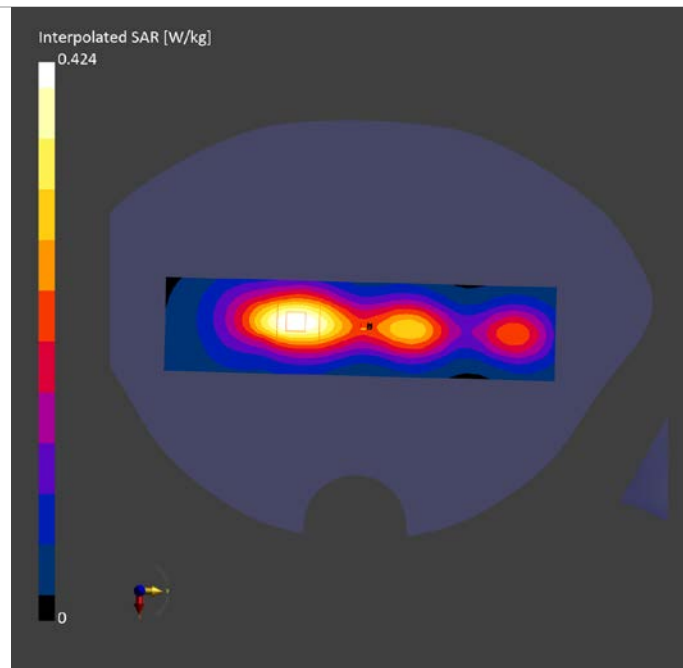
Phantom	TSL, Measured Date	Probe, Calibration Date	DAE, Calibration Date
Twin-SAM V8.0 (30deg probe tilt) - 2114	HBBL-600-10000	EX3DV4 - SN7825, 2023-09-27	DAE4ip Sn1832, 2023-09-27

Scan Setup

	Area Scan	Zoom Scan
Grid Extents [mm]	48.0 x 200.0	30.0 x 30.0 x 30.0
Grid Steps [mm]	8.0 x 10.0	5.0 x 5.0 x 1.5
Sensor Surface [mm]	3.0	1.4
Graded Grid	N/A	Yes
Grading Ratio	N/A	1.5
MAIA	N/A	N/A
Surface Detection	All points	All points
Scan Method	Measured	Measured

Measurement Results

	Area Scan	Zoom Scan
Date	2024-08-27	2024-08-27
psSAR1g [W/kg]	0.336	0.337
psSAR10g [W/kg]	0.177	0.179
Power Drift [dB]	0.05	-0.05
Power Scaling	Disabled	Disabled
Scaling Factor [dB]		
TSL Correction	No correction	No correction
M2/M1 [%]		79.8
Dist 3dB Peak [mm]		13.4



LTE B66 ANT1 Head

Exposure Conditions

Phantom Section, TSL	Position, Test Distance [mm]	Band	Duty Cycle	Frequency [MHz], Channel Number	Conversion Factor	TSL Conductivity [S/m]	TSL Permittivity
LeftHead, HSL	CHEEK, 0.00	Band 66	1:1	1745.000, 132322	7.8	1.408	40.076

Hardware Setup

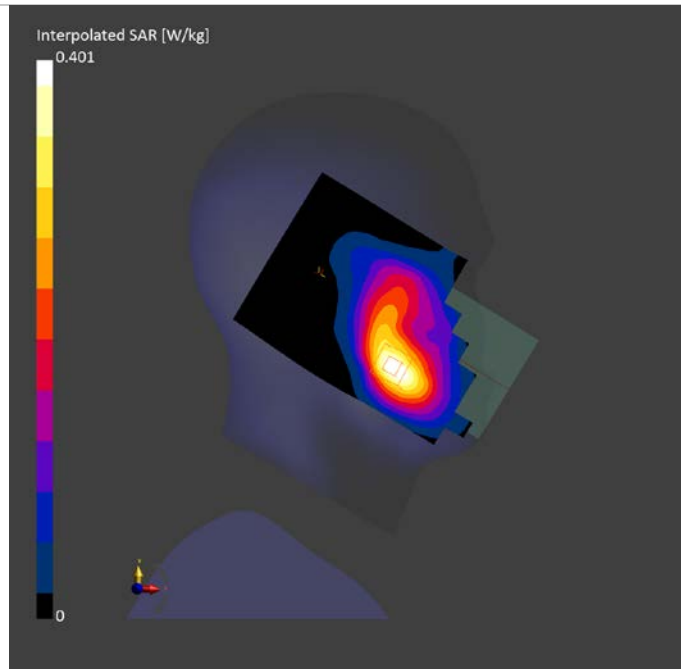
Phantom	TSL, Measured Date	Probe, Calibration Date	DAE, Calibration Date
Twin-SAM V8.0 (30deg probe tilt) - 2114	HBBL-600-10000	EX3DV4 - SN7825, 2023-09-27	DAE4ip Sn1832, 2023-09-27

Scan Setup

	Area Scan	Zoom Scan
Grid Extents [mm]	120.0 x 210.0	30.0 x 30.0 x 30.0
Grid Steps [mm]	15.0 x 15.0	6.0 x 6.0 x 1.5
Sensor Surface [mm]	3.0	1.4
Graded Grid	N/A	Yes
Grading Ratio	N/A	1.5
MAIA	N/A	N/A
Surface Detection	VMS + 6p	VMS + 6p
Scan Method	Measured	Measured

Measurement Results

	Area Scan	Zoom Scan
Date	2024-08-22	2024-08-22
psSAR1g [W/kg]	0.329	0.344
psSAR10g [W/kg]	0.196	0.233
Power Drift [dB]	0.22	0.10
Power Scaling	Disabled	Disabled
Scaling Factor [dB]		
TSL Correction	No correction	No correction
M2/M1 [%]		86.4
Dist 3dB Peak [mm]		13.6



LTE B66 ANT1 Body

Exposure Conditions

Phantom Section, TSL	Position, Test Distance [mm]	Band	Duty Cycle	Frequency [MHz], Channel Number	Conversion Factor	TSL Conductivity [S/m]	TSL Permittivity
Flat, HSL	BACK, 10.00	Band 66	1:1	1745.000, 132322	7.8	1.408	40.076

Hardware Setup

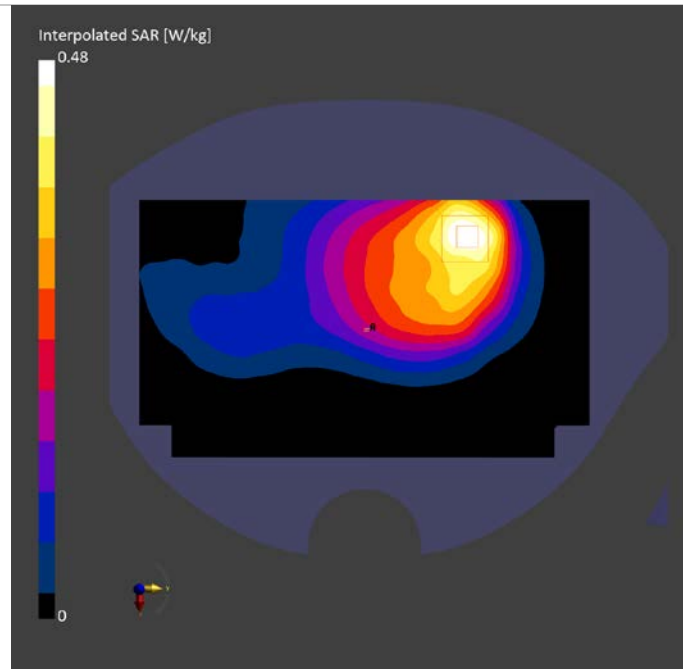
Phantom	TSL, Measured Date	Probe, Calibration Date	DAE, Calibration Date
Twin-SAM V8.0 (30deg probe tilt) - 2114	HBBL-600-10000	EX3DV4 - SN7825, 2023-09-27	DAE4ip Sn1832, 2023-09-27

Scan Setup

	Area Scan	Zoom Scan
Grid Extents [mm]	120.0 x 210.0	30.0 x 30.0 x 30.0
Grid Steps [mm]	15.0 x 15.0	6.0 x 6.0 x 1.5
Sensor Surface [mm]	3.0	1.4
Graded Grid	N/A	Yes
Grading Ratio	N/A	1.5
MAIA	N/A	N/A
Surface Detection	All points	All points
Scan Method	Measured	Measured

Measurement Results

	Area Scan	Zoom Scan
Date	2024-08-22	2024-08-22
psSAR1g [W/kg]	0.402	0.421
psSAR10g [W/kg]	0.245	0.251
Power Drift [dB]	-0.03	0.19
Power Scaling	Disabled	Disabled
Scaling Factor [dB]		
TSL Correction	No correction	No correction
M2/M1 [%]		81.1
Dist 3dB Peak [mm]		13.0



LTE B2 ANT4 Head

Exposure Conditions

Phantom Section, TSL	Position, Test Distance [mm]	Band	Duty Cycle	Frequency [MHz], Channel Number	Conversion Factor	TSL Conductivity [S/m]	TSL Permittivity
RightHead, HSL	TILT, 0.00	Band 2	1:1	1900.000, 19100	7.5	1.365	38.79

Hardware Setup

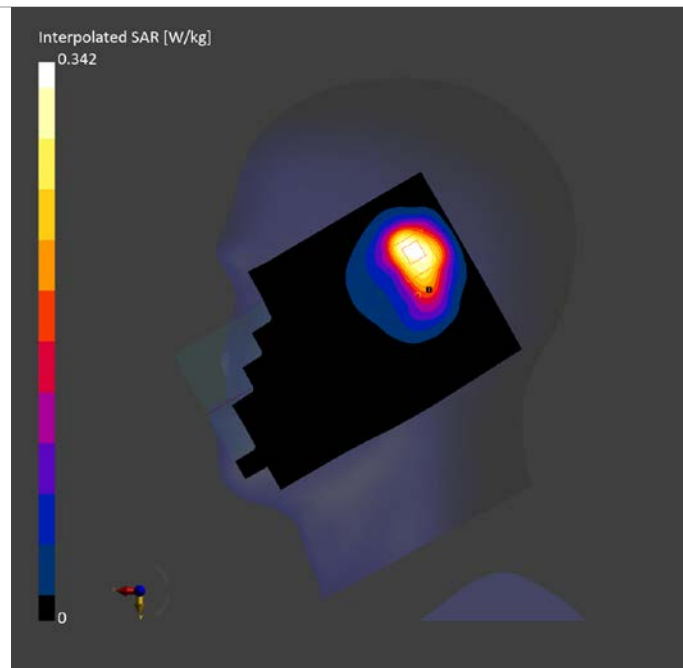
Phantom	TSL, Measured Date	Probe, Calibration Date	DAE, Calibration Date
Twin-SAM V8.0 (30deg probe tilt) - 2114	HBBL-600-10000	EX3DV4 - SN7825, 2023-09-27	DAE4ip Sn1832, 2023-09-27

Scan Setup

	Area Scan	Zoom Scan
Grid Extents [mm]	120.0 x 210.0	30.0 x 30.0 x 30.0
Grid Steps [mm]	15.0 x 15.0	6.0 x 6.0 x 1.5
Sensor Surface [mm]	3.0	1.4
Graded Grid	N/A	Yes
Grading Ratio	N/A	1.5
MAIA	N/A	N/A
Surface Detection	VMS + 6p	VMS + 6p
Scan Method	Measured	Measured

Measurement Results

	Area Scan	Zoom Scan
Date	2024-08-24	2024-08-24
psSAR1g [W/kg]	0.277	0.380
psSAR10g [W/kg]	0.156	0.180
Power Drift [dB]	0.01	0.07
Power Scaling	Disabled	Disabled
Scaling Factor [dB]		
TSL Correction	No correction	No correction
M2/M1 [%]		79.7
Dist 3dB Peak [mm]		7.2



LTE B2 ANT4 Body

Exposure Conditions

Phantom Section, TSL	Position, Test Distance [mm]	Band	Duty Cycle	Frequency [MHz], Channel Number	Conversion Factor	TSL Conductivity [S/m]	TSL Permittivity
Flat, HSL	EDGE TOP, 18.00	Band 2	1:1	1900.000, 19100	7.5	1.365	38.79

Hardware Setup

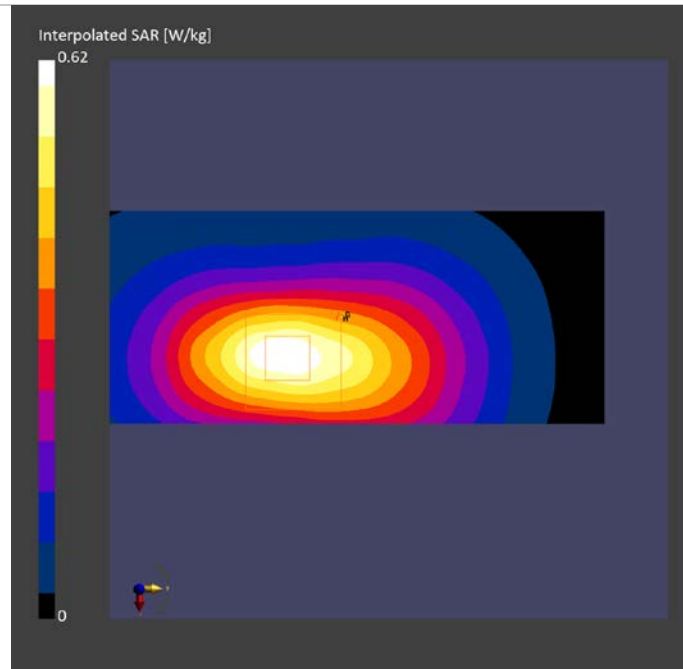
Phantom	TSL, Measured Date	Probe, Calibration Date	DAE, Calibration Date
Twin-SAM V8.0 (30deg probe tilt) - 2114	HBBL-600-10000	EX3DV4 - SN7825, 2023-09-27	DAE4ip Sn1832, 2023-09-27

Scan Setup

	Area Scan	Zoom Scan
Grid Extents [mm]	48.0 x 120.0	30.0 x 30.0 x 30.0
Grid Steps [mm]	8.0 x 15.0	6.0 x 6.0 x 1.5
Sensor Surface [mm]	3.0	1.4
Graded Grid	N/A	Yes
Grading Ratio	N/A	1.5
MAIA	N/A	N/A
Surface Detection	All points	All points
Scan Method	Measured	Measured

Measurement Results

	Area Scan	Zoom Scan
Date	2024-08-24	2024-08-24
psSAR1g [W/kg]	0.500	0.501
psSAR10g [W/kg]	0.281	0.285
Power Drift [dB]	-0.02	-0.07
Power Scaling	Disabled	Disabled
Scaling Factor [dB]		
TSL Correction	No correction	No correction
M2/M1 [%]		83.2
Dist 3dB Peak [mm]		13.0



LTE B7 ANTO Head

Exposure Conditions

Phantom Section, TSL	Position, Test Distance [mm]	Band	Duty Cycle	Frequency [MHz], Channel Number	Conversion Factor	TSL Conductivity [S/m]	TSL Permittivity
RightHead, HSL	CHEEK, 0.00	Band 7	1:1	2560.000, 21350	7.09	1.96	39.746

Hardware Setup

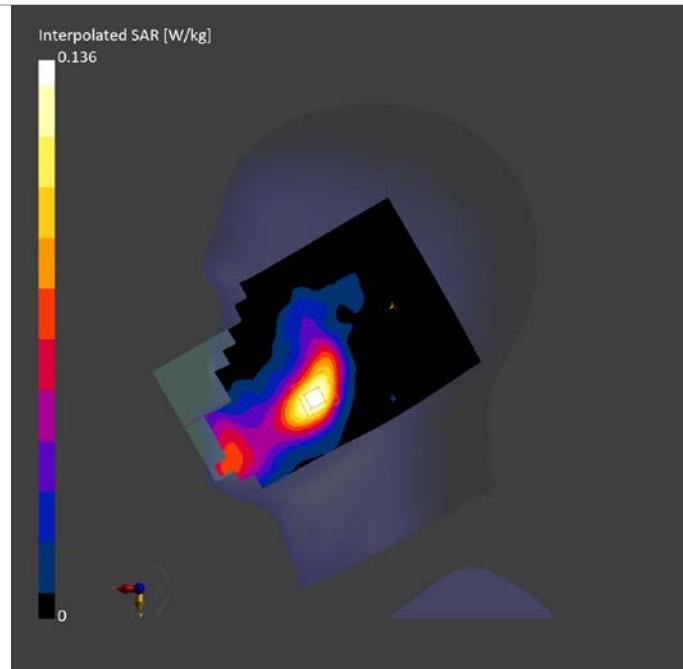
Phantom	TSL, Measured Date	Probe, Calibration Date	DAE, Calibration Date
Twin-SAM V8.0 (30deg probe tilt) - 2114	HBBL-600-10000	EX3DV4 - SN7825, 2023-09-27	DAE4ip Sn1832, 2023-09-27

Scan Setup

	Area Scan	Zoom Scan
Grid Extents [mm]	120.0 x 200.0	30.0 x 30.0 x 30.0
Grid Steps [mm]	10.0 x 10.0	5.0 x 5.0 x 1.5
Sensor Surface [mm]	3.0	1.4
Graded Grid	N/A	Yes
Grading Ratio	N/A	1.5
MAIA	Y	Y
Surface Detection	Unknown method	VMS + 6p
Scan Method	Measured	Measured

Measurement Results

	Area Scan	Zoom Scan
Date	2024-08-27	2024-08-27
psSAR1g [W/kg]	0.107	0.115
psSAR10g [W/kg]	0.056	0.064
Power Drift [dB]	0.06	-0.09
Power Scaling	Disabled	Disabled
Scaling Factor [dB]		
TSL Correction	No correction	No correction
M2/M1 [%]		88.8
Dist 3dB Peak [mm]		9.2



LTE B7 ANT0 Body

Exposure Conditions

Phantom Section, TSL	Position, Test Distance [mm]	Band	Duty Cycle	Frequency [MHz], Channel Number	Conversion Factor	TSL Conductivity [S/m]	TSL Permittivity
Flat, HSL	EDGE BOTTOM, 18.00	Band 7	1:1	2560.000, 21350	7.09	1.96	39.746

Hardware Setup

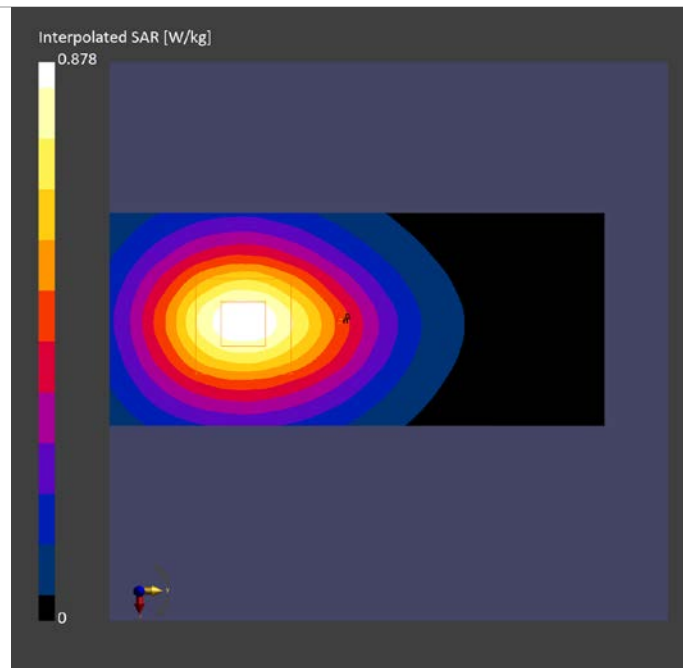
Phantom	TSL, Measured Date	Probe, Calibration Date	DAE, Calibration Date
Twin-SAM V8.0 (30deg probe tilt) - 2114	HBBL-600-10000	EX3DV4 - SN7825, 2023-09-27	DAE4ip Sn1832, 2023-09-27

Scan Setup

	Area Scan	Zoom Scan
Grid Extents [mm]	48.0 x 120.0	30.0 x 30.0 x 30.0
Grid Steps [mm]	8.0 x 10.0	5.0 x 5.0 x 1.5
Sensor Surface [mm]	3.0	1.4
Graded Grid	N/A	Yes
Grading Ratio	N/A	1.5
MAIA	N/A	N/A
Surface Detection	All points	All points
Scan Method	Measured	Measured

Measurement Results

	Area Scan	Zoom Scan
Date	2024-08-27	2024-08-27
psSAR1g [W/kg]	0.696	0.708
psSAR10g [W/kg]	0.367	0.379
Power Drift [dB]	0.15	0.01
Power Scaling	Disabled	Disabled
Scaling Factor [dB]		
TSL Correction	No correction	No correction
M2/M1 [%]		82.0
Dist 3dB Peak [mm]		15.0



LTE B41 ANTO Head

Exposure Conditions

Phantom Section, TSL	Position, Test Distance [mm]	Band	Duty Cycle	Frequency [MHz], Channel Number	Conversion Factor	TSL Conductivity [S/m]	TSL Permittivity
RightHead, HSL	CHEEK, 0.00	Band 41	1:1.58	2680.000, 41490	6.91	2.058	39.566

Hardware Setup

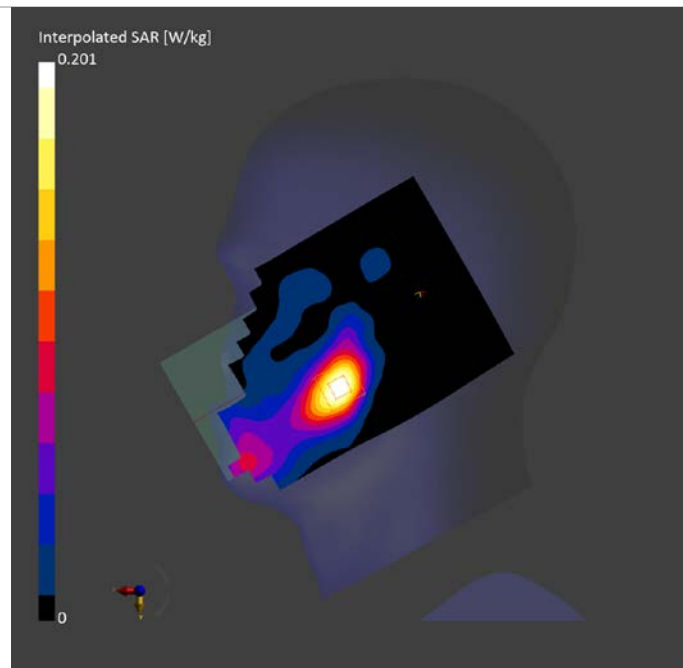
Phantom	TSL, Measured Date	Probe, Calibration Date	DAE, Calibration Date
Twin-SAM V8.0 (30deg probe tilt) - 2114	HBBL-600-10000	EX3DV4 - SN7825, 2023-09-27	DAE4ip Sn1832, 2023-09-27

Scan Setup

	Area Scan	Zoom Scan
Grid Extents [mm]	120.0 x 200.0	30.0 x 30.0 x 30.0
Grid Steps [mm]	10.0 x 10.0	5.0 x 5.0 x 1.5
Sensor Surface [mm]	3.0	1.4
Graded Grid	N/A	Yes
Grading Ratio	N/A	1.5
MAIA	Y	Y
Surface Detection	VMS + 6p	VMS + 6p
Scan Method	Measured	Measured

Measurement Results

	Area Scan	Zoom Scan
Date	2024-08-27	2024-08-27
psSAR1g [W/kg]	0.158	0.163
psSAR10g [W/kg]	0.080	0.066
Power Drift [dB]	-0.01	0.08
Power Scaling	Disabled	Disabled
Scaling Factor [dB]		
TSL Correction	No correction	No correction
M2/M1 [%]		87.5
Dist 3dB Peak [mm]		10.4



LTE B41 ANT0 Body

Exposure Conditions

Phantom Section, TSL	Position, Test Distance [mm]	Band	Duty Cycle	Frequency [MHz], Channel Number	Conversion Factor	TSL Conductivity [S/m]	TSL Permittivity
Flat, HSL	EDGE BOTTOM, 18.00	Band 41	1:1.58	2680.000, 41490	6.91	2.058	39.566

Hardware Setup

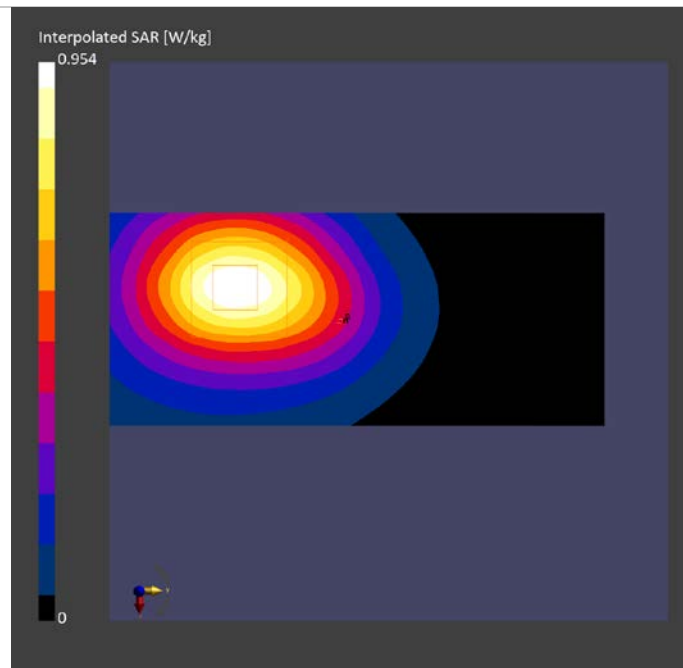
Phantom	TSL, Measured Date	Probe, Calibration Date	DAE, Calibration Date
Twin-SAM V8.0 (30deg probe tilt) - 2114	HBBL-600-10000	EX3DV4 - SN7825, 2023-09-27	DAE4ip Sn1832, 2023-09-27

Scan Setup

	Area Scan	Zoom Scan
Grid Extents [mm]	48.0 x 120.0	30.0 x 30.0 x 30.0
Grid Steps [mm]	8.0 x 10.0	5.0 x 5.0 x 1.5
Sensor Surface [mm]	3.0	1.4
Graded Grid	N/A	Yes
Grading Ratio	N/A	1.5
MAIA	N/A	N/A
Surface Detection	All points	All points
Scan Method	Measured	Measured

Measurement Results

	Area Scan	Zoom Scan
Date	2024-08-27	2024-08-27
psSAR1g [W/kg]	0.754	0.758
psSAR10g [W/kg]	0.392	0.398
Power Drift [dB]	0.01	0.02
Power Scaling	Disabled	Disabled
Scaling Factor [dB]		
TSL Correction	No correction	No correction
M2/M1 [%]		81.6
Dist 3dB Peak [mm]		14.4



LTE B66 ANT4 Head

Exposure Conditions

Phantom Section, TSL	Position, Test Distance [mm]	Band	Duty Cycle	Frequency [MHz], Channel Number	Conversion Factor	TSL Conductivity [S/m]	TSL Permittivity
RightHead, HSL	CHEEK, 0.00	Band 66	1:1	1745.000, 132322	7.8	1.408	40.076

Hardware Setup


Phantom	TSL, Measured Date	Probe, Calibration Date	DAE, Calibration Date
Twin-SAM V8.0 (30deg probe tilt) - 2114	HBBL-600-10000	EX3DV4 - SN7825, 2023-09-27	DAE4ip Sn1832, 2023-09-27

Scan Setup

	Area Scan	Zoom Scan
Grid Extents [mm]	120.0 x 210.0	30.0 x 30.0 x 30.0
Grid Steps [mm]	15.0 x 15.0	6.0 x 6.0 x 1.5
Sensor Surface [mm]	3.0	1.4
Graded Grid	N/A	Yes
Grading Ratio	N/A	1.5
MAIA	N/A	N/A
Surface Detection	VMS + 6p	VMS + 6p
Scan Method	Measured	Measured

Measurement Results

	Area Scan	Zoom Scan
Date	2024-08-22	2024-08-22
psSAR1g [W/kg]	0.252	0.278
psSAR10g [W/kg]	0.139	0.147
Power Drift [dB]	-0.18	0.06
Power Scaling	Disabled	Disabled
Scaling Factor [dB]		
TSL Correction	No correction	No correction
M2/M1 [%]		80.6
Dist 3dB Peak [mm]		9.7



LTE B66 ANT4 Body

Exposure Conditions

Phantom Section, TSL	Position, Test Distance [mm]	Band	Duty Cycle	Frequency [MHz], Channel Number	Conversion Factor	TSL Conductivity [S/m]	TSL Permittivity
Flat, HSL	EDGE TOP, 10.00	Band 66	1:1	1745.000, 132322	7.8	1.408	40.076

Hardware Setup

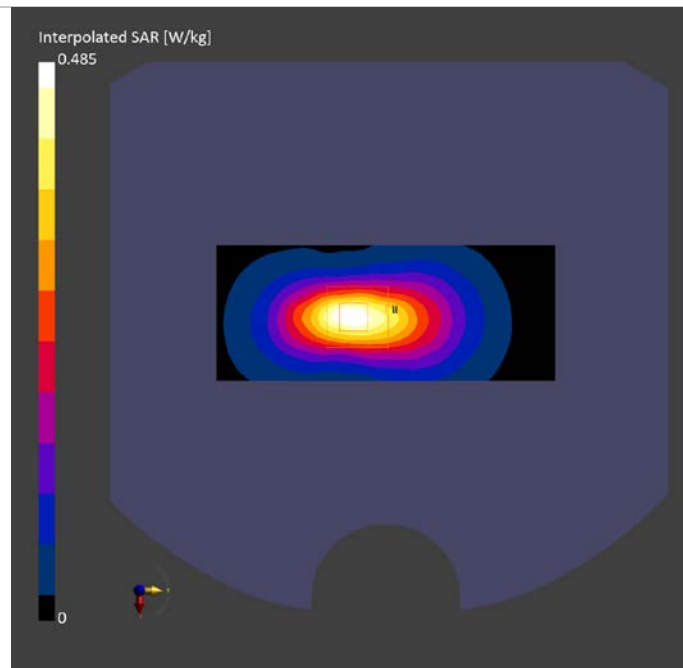
Phantom	TSL, Measured Date	Probe, Calibration Date	DAE, Calibration Date
Twin-SAM V8.0 (30deg probe tilt) - 2114	HBBL-600-10000	EX3DV4 - SN7825, 2023-09-27	DAE4ip Sn1832, 2023-09-27

Scan Setup

	Area Scan	Zoom Scan
Grid Extents [mm]	48.0 x 120.0	30.0 x 30.0 x 30.0
Grid Steps [mm]	8.0 x 15.0	6.0 x 6.0 x 1.5
Sensor Surface [mm]	3.0	1.4
Graded Grid	N/A	Yes
Grading Ratio	N/A	1.5
MAIA	N/A	N/A
Surface Detection	All points	All points
Scan Method	Measured	Measured

Measurement Results

	Area Scan	Zoom Scan
Date	2024-08-22	2024-08-22
psSAR1g [W/kg]	0.383	0.400
psSAR10g [W/kg]	0.204	0.211
Power Drift [dB]	-0.02	-0.10
Power Scaling	Disabled	Disabled
Scaling Factor [dB]		
TSL Correction	No correction	No correction
M2/M1 [%]		78.7
Dist 3dB Peak [mm]		9.7



N5 ANT0 Head

Exposure Conditions

Phantom Section, TSL	Position, Test Distance [mm]	Band	Duty Cycle	Frequency [MHz], Channel Number	Conversion Factor	TSL Conductivity [S/m]	TSL Permittivity
RightHead, HSL	CHEEK, 0.00	Band n5	1:1	836.500, 167300	9.37	0.925	41.21

Hardware Setup

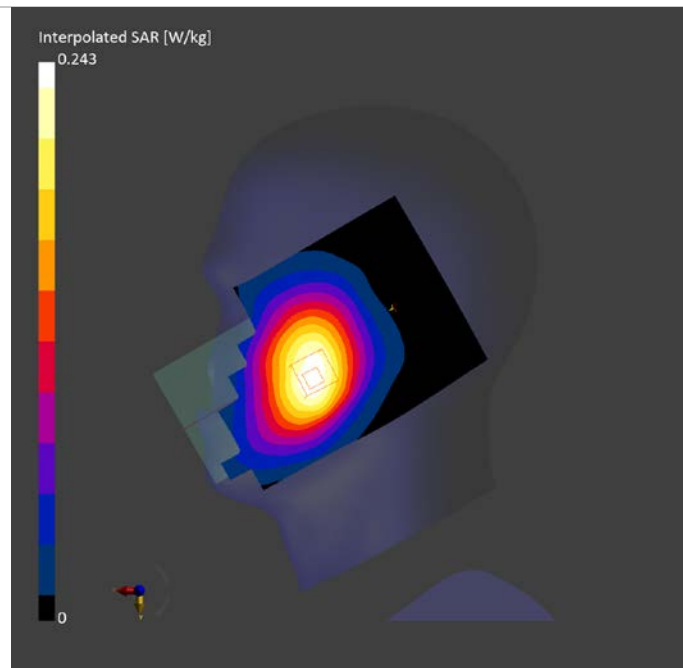
Phantom	TSL, Measured Date	Probe, Calibration Date	DAE, Calibration Date
Twin-SAM V8.0 (30deg probe tilt) - 2114	HBBL-600-10000	EX3DV4 - SN7825, 2023-09-27	DAE4ip Sn1832, 2023-09-27

Scan Setup

	Area Scan	Zoom Scan
Grid Extents [mm]	120.0 x 210.0	30.0 x 30.0 x 30.0
Grid Steps [mm]	15.0 x 15.0	6.0 x 6.0 x 1.5
Sensor Surface [mm]	3.0	1.4
Graded Grid	N/A	Yes
Grading Ratio	N/A	1.5
MAIA	N/A	N/A
Surface Detection	VMS + 6p	VMS + 6p
Scan Method	Measured	Measured

Measurement Results

	Area Scan	Zoom Scan
Date	2024-08-20	2024-08-20
psSAR1g [W/kg]	0.212	0.226
psSAR10g [W/kg]	0.145	0.173
Power Drift [dB]	-0.11	0.02
Power Scaling	Disabled	Disabled
Scaling Factor [dB]		
TSL Correction	No correction	No correction
M2/M1 [%]		93.3
Dist 3dB Peak [mm]		25.0



N5 ANT0 Body

Exposure Conditions

Phantom Section, TSL	Position, Test Distance [mm]	Band	Duty Cycle	Frequency [MHz], Channel Number	Conversion Factor	TSL Conductivity [S/m]	TSL Permittivity
Flat, HSL	FRONT, 14.00	Band n5	1:1	836.500, 167300	9.37	0.925	41.21

Hardware Setup

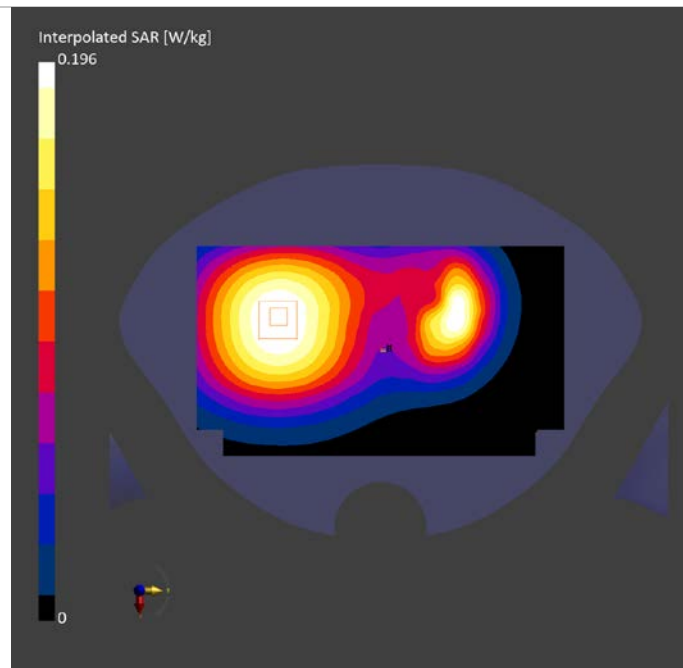
Phantom	TSL, Measured Date	Probe, Calibration Date	DAE, Calibration Date
Twin-SAM V8.0 (30deg probe tilt) - 2114	HBBL-600-10000	EX3DV4 - SN7825, 2023-09-27	DAE4ip Sn1832, 2023-09-27

Scan Setup

	Area Scan	Zoom Scan
Grid Extents [mm]	120.0 x 210.0	30.0 x 30.0 x 30.0
Grid Steps [mm]	15.0 x 15.0	6.0 x 6.0 x 1.5
Sensor Surface [mm]	3.0	1.4
Graded Grid	N/A	Yes
Grading Ratio	N/A	1.5
MAIA	N/A	N/A
Surface Detection	All points	All points
Scan Method	Measured	Measured

Measurement Results

	Area Scan	Zoom Scan
Date	2024-08-20	2024-08-20
psSAR1g [W/kg]	0.173	0.183
psSAR10g [W/kg]	0.123	0.139
Power Drift [dB]	-0.06	0.01
Power Scaling	Disabled	Disabled
Scaling Factor [dB]		
TSL Correction	No correction	No correction
M2/M1 [%]		87.7
Dist 3dB Peak [mm]		> 15.0



N7 ANT4 Head

Exposure Conditions

Phantom Section, TSL	Position, Test Distance [mm]	Band	Duty Cycle	Frequency [MHz], Channel Number	Conversion Factor	TSL Conductivity [S/m]	TSL Permittivity
RightHead, HSL	TILT, 0.00	Band n7	1:1	2535.000, 507000	7.09	1.968	39.598

Hardware Setup


Phantom	TSL, Measured Date	Probe, Calibration Date	DAE, Calibration Date
Twin-SAM V8.0 (30deg probe tilt) - 2114	HBBL-600-10000	EX3DV4 - SN7825, 2023-09-27	DAE4ip Sn1832, 2023-09-27

Scan Setup

	Area Scan	Zoom Scan
Grid Extents [mm]	120.0 x 200.0	30.0 x 30.0 x 30.0
Grid Steps [mm]	10.0 x 10.0	5.0 x 5.0 x 1.5
Sensor Surface [mm]	3.0	1.4
Graded Grid	N/A	Yes
Grading Ratio	N/A	1.5
MAIA	N/A	N/A
Surface Detection	VMS + 6p	VMS + 6p
Scan Method	Measured	Measured

Measurement Results

	Area Scan	Zoom Scan
Date	2024-08-28	2024-08-28
psSAR1g [W/kg]	0.427	0.462
psSAR10g [W/kg]	0.205	0.203
Power Drift [dB]	-0.19	0.16
Power Scaling	Disabled	Disabled
Scaling Factor [dB]		
TSL Correction	No correction	No correction
M2/M1 [%]		77.3
Dist 3dB Peak [mm]		8.0



N7 ANT4 Body

Exposure Conditions

Phantom Section, TSL	Position, Test Distance [mm]	Band	Duty Cycle	Frequency [MHz], Channel Number	Conversion Factor	TSL Conductivity [S/m]	TSL Permittivity
Flat, HSL	EDGE LEFT, 10.00	Band n7	1:1	2535.000, 507000	7.09	1.968	39.598

Hardware Setup

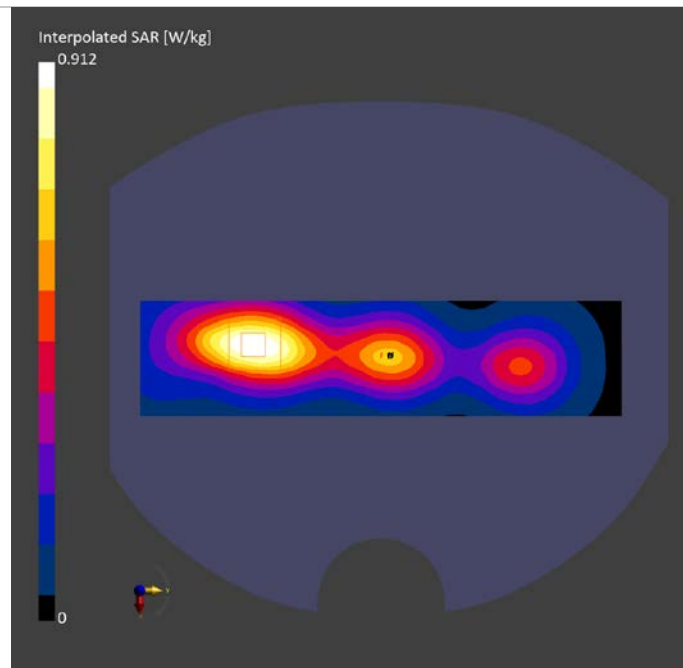
Phantom	TSL, Measured Date	Probe, Calibration Date	DAE, Calibration Date
Twin-SAM V8.0 (30deg probe tilt) - 2114	HBBL-600-10000	EX3DV4 - SN7825, 2023-09-27	DAE4ip Sn1832, 2023-09-27

Scan Setup

	Area Scan	Zoom Scan
Grid Extents [mm]	48.0 x 200.0	30.0 x 30.0 x 30.0
Grid Steps [mm]	8.0 x 10.0	5.0 x 5.0 x 1.5
Sensor Surface [mm]	3.0	1.4
Graded Grid	N/A	Yes
Grading Ratio	N/A	1.5
MAIA	N/A	N/A
Surface Detection	All points	All points
Scan Method	Measured	Measured

Measurement Results

	Area Scan	Zoom Scan
Date	2024-08-28	2024-08-28
psSAR1g [W/kg]	0.728	0.492
psSAR10g [W/kg]	0.385	0.265
Power Drift [dB]	0.01	-0.02
Power Scaling	Disabled	Disabled
Scaling Factor [dB]		
TSL Correction	No correction	No correction
M2/M1 [%]		82.0
Dist 3dB Peak [mm]		14.2



N26 ANT0 Head

Exposure Conditions

Phantom Section, TSL	Position, Test Distance [mm]	Band	Duty Cycle	Frequency [MHz], Channel Number	Conversion Factor	TSL Conductivity [S/m]	TSL Permittivity
RightHead, HSL	CHEEK, 0.00	Band n26	1:1	831.500, 166300	9.37	0.922	41.208

Hardware Setup

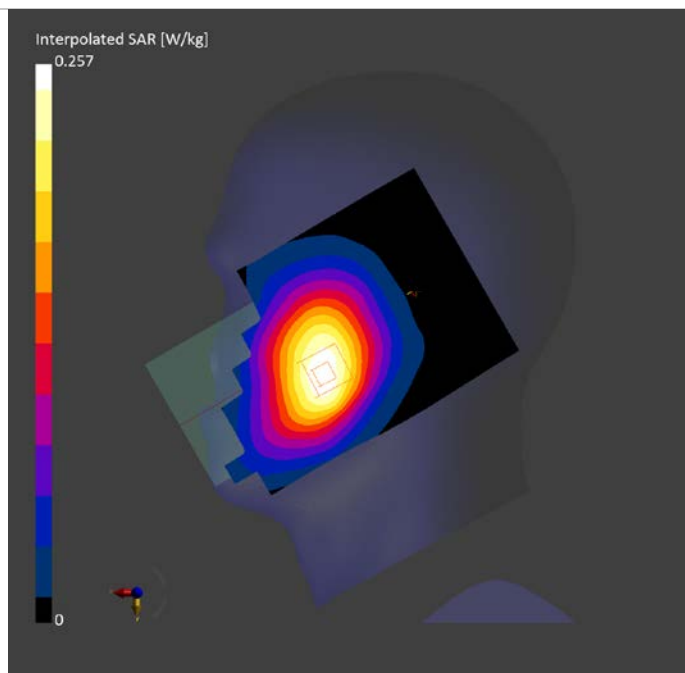
Phantom	TSL, Measured Date	Probe, Calibration Date	DAE, Calibration Date
Twin-SAM V8.0 (30deg probe tilt) - 2114	HBBL-600-10000	EX3DV4 - SN7825, 2023-09-27	DAE4ip Sn1832, 2023-09-27

Scan Setup

	Area Scan	Zoom Scan
Grid Extents [mm]	120.0 x 210.0	30.0 x 30.0 x 30.0
Grid Steps [mm]	15.0 x 15.0	6.0 x 6.0 x 1.5
Sensor Surface [mm]	3.0	1.4
Graded Grid	N/A	Yes
Grading Ratio	N/A	1.5
MAIA	N/A	N/A
Surface Detection	VMS + 6p	VMS + 6p
Scan Method	Measured	Measured

Measurement Results

	Area Scan	Zoom Scan
Date	2024-08-20	2024-08-20
psSAR1g [W/kg]	0.225	0.238
psSAR10g [W/kg]	0.155	0.182
Power Drift [dB]	0.04	0.04
Power Scaling	Disabled	Disabled
Scaling Factor [dB]		
TSL Correction	No correction	No correction
M2/M1 [%]		91.3
Dist 3dB Peak [mm]		18.6



N26 ANT0 Body

Exposure Conditions

Phantom Section, TSL	Position, Test Distance [mm]	Band	Duty Cycle	Frequency [MHz], Channel Number	Conversion Factor	TSL Conductivity [S/m]	TSL Permittivity
Flat, HSL	BACK, 10.00	Band n26	1:1	831.500, 166300	9.37	0.922	41.208

Hardware Setup

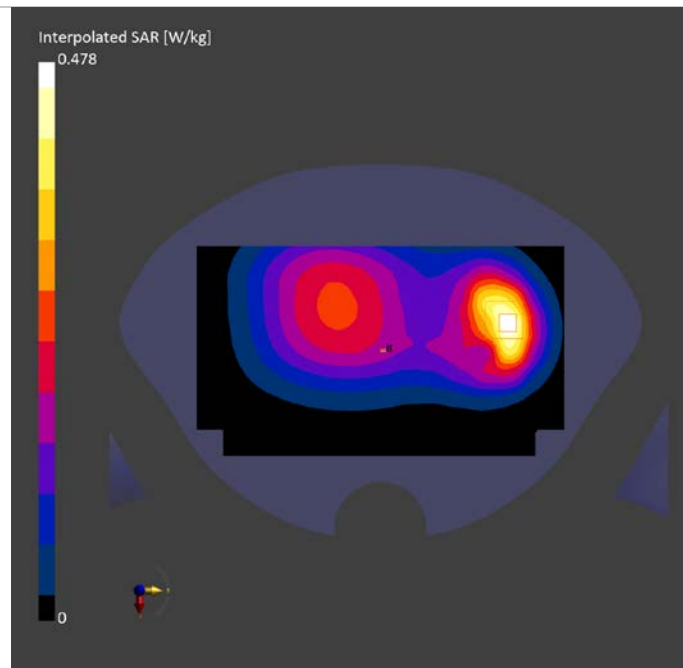
Phantom	TSL, Measured Date	Probe, Calibration Date	DAE, Calibration Date
Twin-SAM V8.0 (30deg probe tilt) - 2114	HBBL-600-10000	EX3DV4 - SN7825, 2023-09-27	DAE4ip Sn1832, 2023-09-27

Scan Setup

	Area Scan	Zoom Scan
Grid Extents [mm]	120.0 x 210.0	30.0 x 30.0 x 30.0
Grid Steps [mm]	15.0 x 15.0	6.0 x 6.0 x 1.5
Sensor Surface [mm]	3.0	1.4
Graded Grid	N/A	Yes
Grading Ratio	N/A	1.5
MAIA	N/A	N/A
Surface Detection	All points	All points
Scan Method	Measured	Measured

Measurement Results

	Area Scan	Zoom Scan
Date	2024-08-20	2024-08-20
psSAR1g [W/kg]	0.402	0.415
psSAR10g [W/kg]	0.255	0.241
Power Drift [dB]	0.01	0.03
Power Scaling	Disabled	Disabled
Scaling Factor [dB]		
TSL Correction	No correction	No correction
M2/M1 [%]		79.4
Dist 3dB Peak [mm]		13.6



N41 ANT4 Head

Exposure Conditions

Phantom Section, TSL	Position, Test Distance [mm]	Band	Duty Cycle	Frequency [MHz], Channel Number	Conversion Factor	TSL Conductivity [S/m]	TSL Permittivity
RightHead, HSL	TILT, 0.00	Band n41	1:1	2592.990, 518598	6.91	1.999	39.559

Hardware Setup


Phantom	TSL, Measured Date	Probe, Calibration Date	DAE, Calibration Date
Twin-SAM V8.0 (30deg probe tilt) - 2114	HBBL-600-10000	EX3DV4 - SN7825, 2023-09-27	DAE4ip Sn1832, 2023-09-27

Scan Setup

	Area Scan	Zoom Scan
Grid Extents [mm]	120.0 x 200.0	30.0 x 30.0 x 30.0
Grid Steps [mm]	10.0 x 10.0	5.0 x 5.0 x 1.5
Sensor Surface [mm]	3.0	1.4
Graded Grid	N/A	Yes
Grading Ratio	N/A	1.5
MAIA	N/A	N/A
Surface Detection	VMS + 6p	VMS + 6p
Scan Method	Measured	Measured

Measurement Results

	Area Scan	Zoom Scan
Date	2024-08-28	2024-08-28
psSAR1g [W/kg]	0.394	0.407
psSAR10g [W/kg]	0.187	0.185
Power Drift [dB]	-0.07	0.04
Power Scaling	Disabled	Disabled
Scaling Factor [dB]		
TSL Correction	No correction	No correction
M2/M1 [%]		76.4
Dist 3dB Peak [mm]		8.0



N41 ANT4 Body

Exposure Conditions

Phantom Section, TSL	Position, Test Distance [mm]	Band	Duty Cycle	Frequency [MHz], Channel Number	Conversion Factor	TSL Conductivity [S/m]	TSL Permittivity
Flat, HSL	EDGE LEFT, 10.00	Band n41	1:1	2592.990, 518598	6.91	1.999	39.559

Hardware Setup

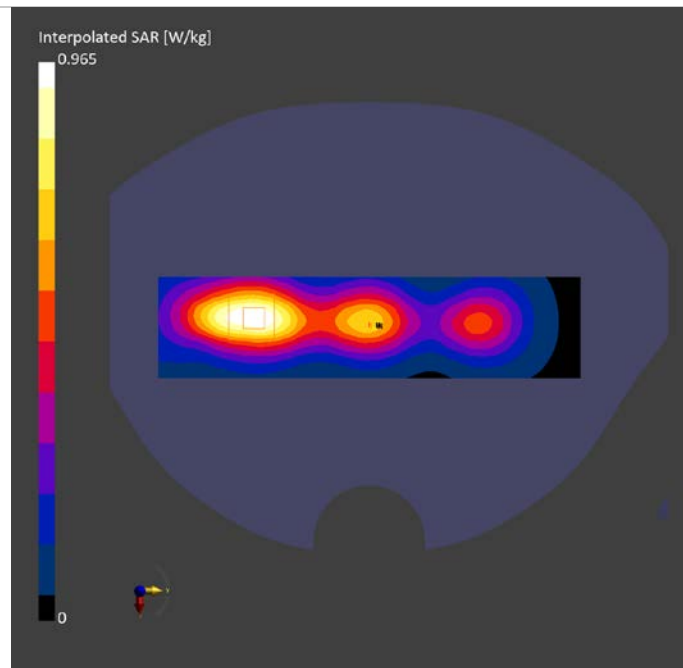
Phantom	TSL, Measured Date	Probe, Calibration Date	DAE, Calibration Date
Twin-SAM V8.0 (30deg probe tilt) - 2114	HBBL-600-10000	EX3DV4 - SN7825, 2023-09-27	DAE4ip Sn1832, 2023-09-27

Scan Setup

	Area Scan	Zoom Scan
Grid Extents [mm]	48.0 x 200.0	30.0 x 30.0 x 30.0
Grid Steps [mm]	8.0 x 10.0	5.0 x 5.0 x 1.5
Sensor Surface [mm]	3.0	1.4
Graded Grid	N/A	Yes
Grading Ratio	N/A	1.5
MAIA	N/A	N/A
Surface Detection	All points	All points
Scan Method	Measured	Measured

Measurement Results

	Area Scan	Zoom Scan
Date	2024-08-28	2024-08-28
psSAR1g [W/kg]	0.768	0.573
psSAR10g [W/kg]	0.408	0.306
Power Drift [dB]	-0.02	0.02
Power Scaling	Disabled	Disabled
Scaling Factor [dB]		
TSL Correction	No correction	No correction
M2/M1 [%]		82.7
Dist 3dB Peak [mm]		14.1



N66 ANT1 Head

Exposure Conditions

Phantom Section, TSL	Position, Test Distance [mm]	Band	Duty Cycle	Frequency [MHz], Channel Number	Conversion Factor	TSL Conductivity [S/m]	TSL Permittivity
LeftHead, HSL	CHEEK, 0.00	Band n66	1:1	1745.000, 349000	7.8	1.381	40.499

Hardware Setup

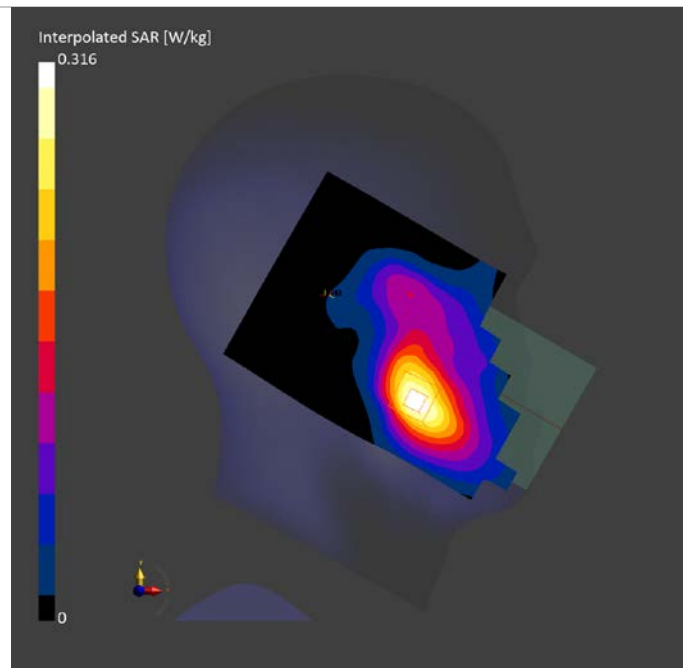
Phantom	TSL, Measured Date	Probe, Calibration Date	DAE, Calibration Date
Twin-SAM V8.0 (30deg probe tilt) - 2114	HBBL-600-10000	EX3DV4 - SN7825, 2023-09-27	DAE4ip Sn1832, 2023-09-27

Scan Setup

	Area Scan	Zoom Scan
Grid Extents [mm]	120.0 x 210.0	30.0 x 30.0 x 30.0
Grid Steps [mm]	15.0 x 15.0	6.0 x 6.0 x 1.5
Sensor Surface [mm]	3.0	1.4
Graded Grid	N/A	Yes
Grading Ratio	N/A	1.5
MAIA	N/A	N/A
Surface Detection	VMS + 6p	VMS + 6p
Scan Method	Measured	Measured

Measurement Results

	Area Scan	Zoom Scan
Date	2024-08-23	2024-08-23
psSAR1g [W/kg]	0.257	0.269
psSAR10g [W/kg]	0.151	0.174
Power Drift [dB]	-0.02	0.03
Power Scaling	Disabled	Disabled
Scaling Factor [dB]		
TSL Correction	No correction	No correction
M2/M1 [%]		88.1
Dist 3dB Peak [mm]		13.2



N66 ANT1 Body

Exposure Conditions

Phantom Section, TSL	Position, Test Distance [mm]	Band	Duty Cycle	Frequency [MHz], Channel Number	Conversion Factor	TSL Conductivity [S/m]	TSL Permittivity
Flat, HSL	BACK, 10.00	Band n66	1:1	1745.000, 349000	7.8	1.381	40.499

Hardware Setup

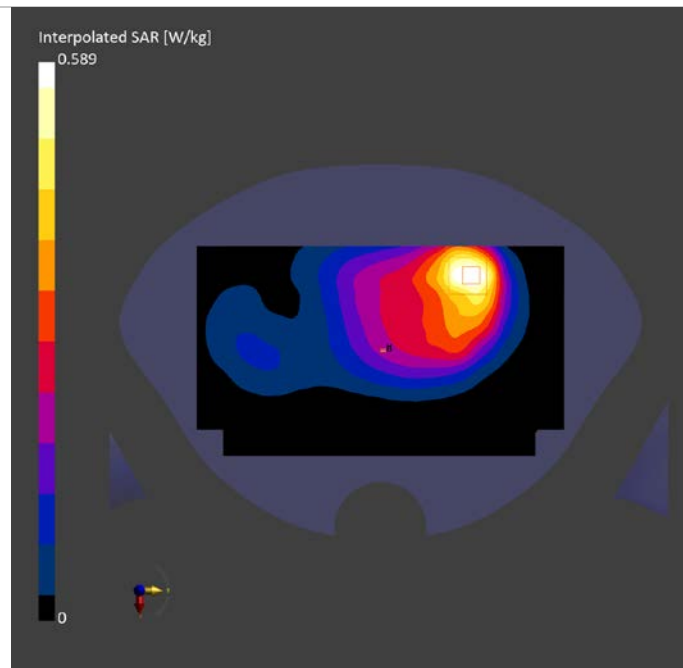
Phantom	TSL, Measured Date	Probe, Calibration Date	DAE, Calibration Date
Twin-SAM V8.0 (30deg probe tilt) - 2114	HBBL-600-10000	EX3DV4 - SN7825, 2023-09-27	DAE4ip Sn1832, 2023-09-27

Scan Setup

	Area Scan	Zoom Scan
Grid Extents [mm]	120.0 x 210.0	30.0 x 30.0 x 30.0
Grid Steps [mm]	15.0 x 15.0	6.0 x 6.0 x 1.5
Sensor Surface [mm]	3.0	1.4
Graded Grid	N/A	Yes
Grading Ratio	N/A	1.5
MAIA	N/A	N/A
Surface Detection	All points	All points
Scan Method	Measured	Measured

Measurement Results

	Area Scan	Zoom Scan
Date	2024-08-23	2024-08-23
psSAR1g [W/kg]	0.496	0.508
psSAR10g [W/kg]	0.295	0.294
Power Drift [dB]	-0.01	-0.03
Power Scaling	Disabled	Disabled
Scaling Factor [dB]		
TSL Correction	No correction	No correction
M2/M1 [%]		80.4
Dist 3dB Peak [mm]		12.8



N77 ANT5 Head

Exposure Conditions

Phantom Section, TSL	Position, Test Distance [mm]	Band	Duty Cycle	Frequency [MHz], Channel Number	Conversion Factor	TSL Conductivity [S/m]	TSL Permittivity
LeftHead, HSL	CHEEK, 0.00	Band n77	1:1	3969.990, 664666	6.22	3.336	36.97

Hardware Setup

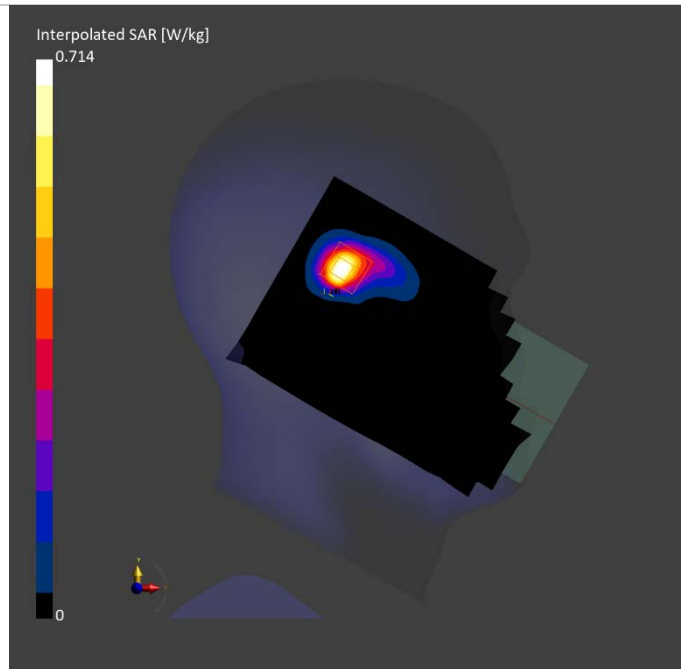
Phantom	TSL, Measured Date	Probe, Calibration Date	DAE, Calibration Date
Twin-SAM V8.0 (30deg probe tilt) - 2114	HBBL-600-10000	EX3DV4 - SN7825, 2023-09-27	DAE4ip Sn1832, 2023-09-27

Scan Setup

	Area Scan	Zoom Scan
Grid Extents [mm]	120.0 x 200.0	28.0 x 28.0 x 28.0
Grid Steps [mm]	10.0 x 10.0	5.0 x 5.0 x 1.4
Sensor Surface [mm]	3.0	1.4
Graded Grid	N/A	Yes
Grading Ratio	N/A	1.5
MAIA	N/A	N/A
Surface Detection	All points	All points
Scan Method	Measured	Measured

Measurement Results

	Area Scan	Zoom Scan
Date	2024-08-31	2024-08-31
psSAR1g [W/kg]	0.507	0.513
psSAR10g [W/kg]	0.195	0.199
Power Drift [dB]	-0.04	0.04
Power Scaling	Disabled	Disabled
Scaling Factor [dB]		
TSL Correction	No correction	No correction
M2/M1 [%]		71.9
Dist 3dB Peak [mm]		8.4



N77 ANT5 Body

Exposure Conditions

Phantom Section, TSL	Position, Test Distance [mm]	Band	Duty Cycle	Frequency [MHz], Channel Number	Conversion Factor	TSL Conductivity [S/m]	TSL Permittivity
Flat, HSL	FRONT, 18.00	Band n77	1:1	3969.990, 664666	6.22	3.336	36.97

Hardware Setup

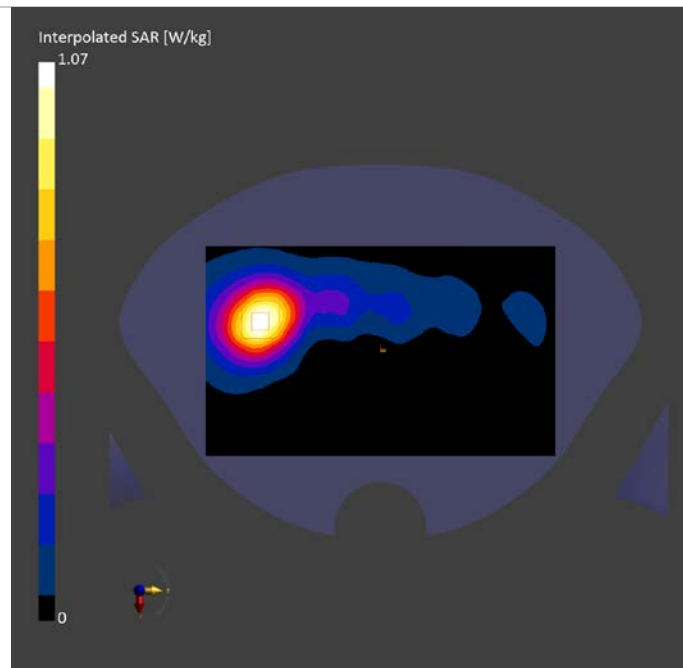
Phantom	TSL, Measured Date	Probe, Calibration Date	DAE, Calibration Date
Twin-SAM V8.0 (30deg probe tilt) - 2114	HBBL-600-10000	EX3DV4 - SN7825, 2023-09-27	DAE4ip Sn1832, 2023-09-27

Scan Setup

	Area Scan	Zoom Scan
Grid Extents [mm]	120.0 x 200.0	28.0 x 28.0 x 28.0
Grid Steps [mm]	10.0 x 10.0	5.0 x 5.0 x 1.4
Sensor Surface [mm]	3.0	1.4
Graded Grid	N/A	Yes
Grading Ratio	N/A	1.5
MAIA	N/A	N/A
Surface Detection	All points	All points
Scan Method	Measured	Measured

Measurement Results

	Area Scan	Zoom Scan
Date	2024-08-31	2024-08-31
psSAR1g [W/kg]	0.819	0.796
psSAR10g [W/kg]	0.381	0.370
Power Drift [dB]	-0.02	-0.05
Power Scaling	Disabled	Disabled
Scaling Factor [dB]		
TSL Correction	No correction	No correction
M2/M1 [%]		75.0
Dist 3dB Peak [mm]		15.3



N7 ANT0 Head

Exposure Conditions

Phantom Section, TSL	Position, Test Distance [mm]	Band	Duty Cycle	Frequency [MHz], Channel Number	Conversion Factor	TSL Conductivity [S/m]	TSL Permittivity
RightHead, HSL	CHEEK, 0.00	Band n7	1:1	2535.000, 507000	7.09	1.968	39.598

Hardware Setup

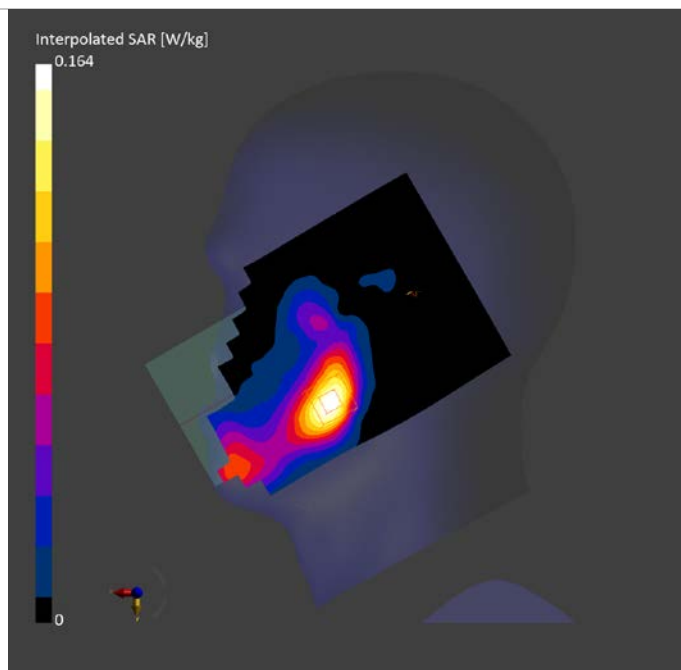
Phantom	TSL, Measured Date	Probe, Calibration Date	DAE, Calibration Date
Twin-SAM V8.0 (30deg probe tilt) - 2114	HBBL-600-10000	EX3DV4 - SN7825, 2023-09-27	DAE4ip Sn1832, 2023-09-27

Scan Setup

	Area Scan	Zoom Scan
Grid Extents [mm]	120.0 x 200.0	30.0 x 30.0 x 30.0
Grid Steps [mm]	10.0 x 10.0	5.0 x 5.0 x 1.5
Sensor Surface [mm]	3.0	1.4
Graded Grid	N/A	Yes
Grading Ratio	N/A	1.5
MAIA	Y	Y
Surface Detection	VMS + 6p	VMS + 6p
Scan Method	Measured	Measured

Measurement Results

	Area Scan	Zoom Scan
Date	2024-08-28	2024-08-28
psSAR1g [W/kg]	0.130	0.136
psSAR10g [W/kg]	0.067	0.076
Power Drift [dB]	0.04	-0.09
Power Scaling	Disabled	Disabled
Scaling Factor [dB]		
TSL Correction	No correction	No correction
M2/M1 [%]		88.6
Dist 3dB Peak [mm]		9.3



N7 ANT0 Body

Exposure Conditions

Phantom Section, TSL	Position, Test Distance [mm]	Band	Duty Cycle	Frequency [MHz], Channel Number	Conversion Factor	TSL Conductivity [S/m]	TSL Permittivity
Flat, HSL	EDGE BOTTOM, 18.00	Band n7	1:1	2535.000, 507000	7.09	1.968	39.598

Hardware Setup

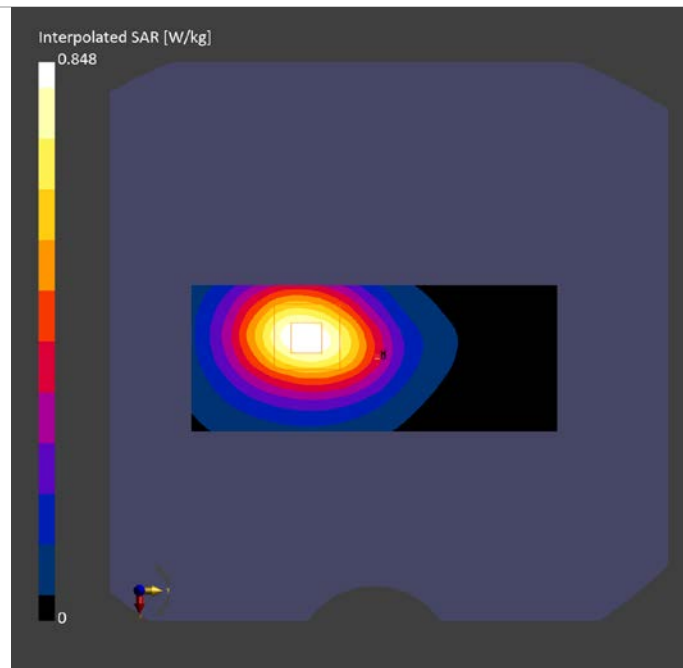
Phantom	TSL, Measured Date	Probe, Calibration Date	DAE, Calibration Date
Twin-SAM V8.0 (30deg probe tilt) - 2114	HBBL-600-10000	EX3DV4 - SN7825, 2023-09-27	DAE4ip Sn1832, 2023-09-27

Scan Setup

	Area Scan	Zoom Scan
Grid Extents [mm]	48.0 x 120.0	30.0 x 30.0 x 30.0
Grid Steps [mm]	8.0 x 10.0	5.0 x 5.0 x 1.5
Sensor Surface [mm]	3.0	1.4
Graded Grid	N/A	Yes
Grading Ratio	N/A	1.5
MAIA	N/A	N/A
Surface Detection	All points	All points
Scan Method	Measured	Measured

Measurement Results

	Area Scan	Zoom Scan
Date	2024-08-28	2024-08-28
psSAR1g [W/kg]	0.679	0.662
psSAR10g [W/kg]	0.363	0.359
Power Drift [dB]	0.05	0.02
Power Scaling	Disabled	Disabled
Scaling Factor [dB]		
TSL Correction	No correction	No correction
M2/M1 [%]		83.4
Dist 3dB Peak [mm]		15.1



N66 ANT4 Head

Exposure Conditions

Phantom Section, TSL	Position, Test Distance [mm]	Band	Duty Cycle	Frequency [MHz], Channel Number	Conversion Factor	TSL Conductivity [S/m]	TSL Permittivity
RightHead, HSL	TILT, 0.00	Band n66	1:1	1745.000, 349000	7.8	1.381	40.499

Hardware Setup


Phantom	TSL, Measured Date	Probe, Calibration Date	DAE, Calibration Date
Twin-SAM V8.0 (30deg probe tilt) - 2114	HBBL-600-10000	EX3DV4 - SN7825, 2023-09-27	DAE4ip Sn1832, 2023-09-27

Scan Setup

	Area Scan	Zoom Scan
Grid Extents [mm]	120.0 x 210.0	30.0 x 30.0 x 30.0
Grid Steps [mm]	15.0 x 15.0	6.0 x 6.0 x 1.5
Sensor Surface [mm]	3.0	1.4
Graded Grid	N/A	Yes
Grading Ratio	N/A	1.5
MAIA	N/A	N/A
Surface Detection	VMS + 6p	VMS + 6p
Scan Method	Measured	Measured

Measurement Results

	Area Scan	Zoom Scan
Date	2024-08-23	2024-08-23
psSAR1g [W/kg]	0.365	0.366
psSAR10g [W/kg]	0.185	0.179
Power Drift [dB]	0.04	0.02
Power Scaling	Disabled	Disabled
Scaling Factor [dB]		
TSL Correction	No correction	No correction
M2/M1 [%]		82.3
Dist 3dB Peak [mm]		8.1



N66 ANT4 Body

Exposure Conditions

Phantom Section, TSL	Position, Test Distance [mm]	Band	Duty Cycle	Frequency [MHz], Channel Number	Conversion Factor	TSL Conductivity [S/m]	TSL Permittivity
Flat, HSL	EDGE TOP, 10.00	Band n66	1:1	1745.000, 349000	7.8	1.381	40.499

Hardware Setup

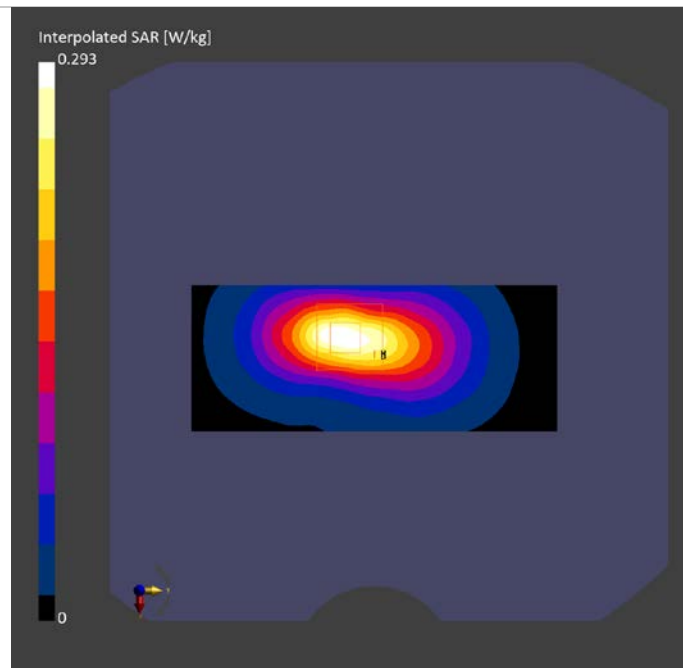
Phantom	TSL, Measured Date	Probe, Calibration Date	DAE, Calibration Date
Twin-SAM V8.0 (30deg probe tilt) - 2114	HBBL-600-10000	EX3DV4 - SN7825, 2023-09-27	DAE4ip Sn1832, 2023-09-27

Scan Setup

	Area Scan	Zoom Scan
Grid Extents [mm]	48.0 x 120.0	30.0 x 30.0 x 30.0
Grid Steps [mm]	8.0 x 15.0	6.0 x 6.0 x 1.5
Sensor Surface [mm]	3.0	1.4
Graded Grid	N/A	Yes
Grading Ratio	N/A	1.5
MAIA	N/A	N/A
Surface Detection	All points	All points
Scan Method	Measured	Measured

Measurement Results

	Area Scan	Zoom Scan
Date	2024-08-23	2024-08-23
psSAR1g [W/kg]	0.235	0.245
psSAR10g [W/kg]	0.127	0.132
Power Drift [dB]	-0.03	-0.01
Power Scaling	Disabled	Disabled
Scaling Factor [dB]		
TSL Correction	No correction	No correction
M2/M1 [%]		82.9
Dist 3dB Peak [mm]		9.6



WLAN 2.4G ANT6 Head

Exposure Conditions

Phantom Section, TSL	Position, Test Distance [mm]	Band	Duty Cycle	Frequency [MHz], Channel Number	Conversion Factor	TSL Conductivity [S/m]	TSL Permittivity
LeftHead, HSL	TILT, 0.00	WLAN 2.4GHz	1:1	2412.000, 1	7.09	1.719	39.617

Hardware Setup


Phantom	TSL, Measured Date	Probe, Calibration Date	DAE, Calibration Date
Twin-SAM V8.0 (30deg probe tilt) - 2114	HBBL-600-10000	EX3DV4 - SN7825, 2023-09-27	DAE4ip Sn1832, 2023-09-27

Scan Setup

	Area Scan	Zoom Scan
Grid Extents [mm]	120.0 x 200.0	30.0 x 30.0 x 30.0
Grid Steps [mm]	10.0 x 10.0	5.0 x 5.0 x 1.5
Sensor Surface [mm]	3.0	1.4
Graded Grid	N/A	Yes
Grading Ratio	N/A	1.5
MAIA	N/A	N/A
Surface Detection	VMS + 6p	VMS + 6p
Scan Method	Measured	Measured

Measurement Results

	Area Scan	Zoom Scan
Date	2024-08-29	2024-08-29
psSAR1g [W/kg]	0.260	0.254
psSAR10g [W/kg]	0.113	0.109
Power Drift [dB]	0.10	-0.04
Power Scaling	Disabled	Disabled
Scaling Factor [dB]		
TSL Correction	No correction	No correction
M2/M1 [%]		76.6
Dist 3dB Peak [mm]		7.1



WLAN 2.5G ANT6 Body

Exposure Conditions

Phantom Section, TSL	Position, Test Distance [mm]	Band	Duty Cycle	Frequency [MHz], Channel Number	Conversion Factor	TSL Conductivity [S/m]	TSL Permittivity
Flat, HSL	EDGE RIGHT, 14.00	WLAN 2.4GHz	1:1	2412.000, 1	7.09	1.719	39.617

Hardware Setup

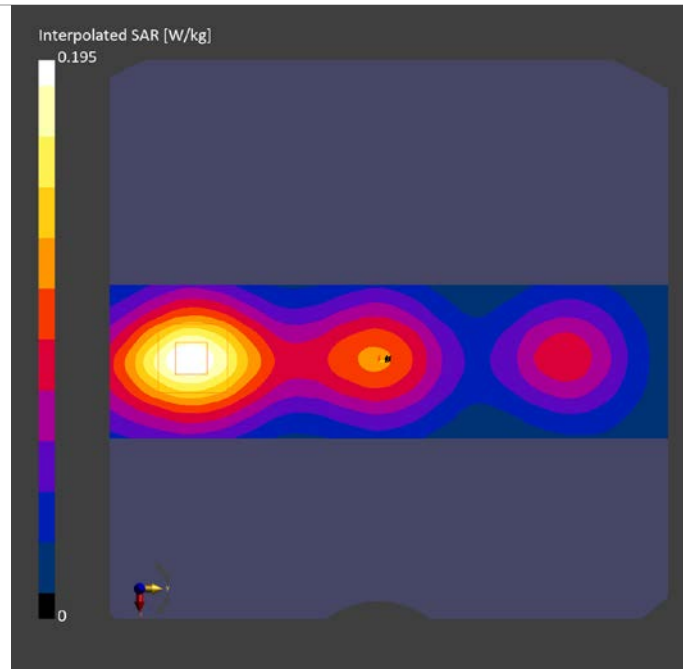
Phantom	TSL, Measured Date	Probe, Calibration Date	DAE, Calibration Date
Twin-SAM V8.0 (30deg probe tilt) - 2114	HBBL-600-10000	EX3DV4 - SN7825, 2023-09-27	DAE4ip Sn1832, 2023-09-27

Scan Setup

	Area Scan	Zoom Scan
Grid Extents [mm]	48.0 x 200.0	30.0 x 30.0 x 30.0
Grid Steps [mm]	8.0 x 10.0	5.0 x 5.0 x 1.5
Sensor Surface [mm]	3.0	1.4
Graded Grid	N/A	Yes
Grading Ratio	N/A	1.5
MAIA	Y	Y
Surface Detection	All points	All points
Scan Method	Measured	Measured

Measurement Results

	Area Scan	Zoom Scan
Date	2024-08-29	2024-08-29
psSAR1g [W/kg]	0.156	0.156
psSAR10g [W/kg]	0.085	0.086
Power Drift [dB]	-0.02	-0.01
Power Scaling	Disabled	Disabled
Scaling Factor [dB]		
TSL Correction	No correction	No correction
M2/M1 [%]		83.7
Dist 3dB Peak [mm]		15.9



WLAN 5G ANT6 Head

Exposure Conditions

Phantom Section, TSL	Position, Test Distance [mm]	Band	Duty Cycle	Frequency [MHz], Channel Number	Conversion Factor	TSL Conductivity [S/m]	TSL Permittivity
LeftHead, HSL	TILT, 0.00	WLAN 5GHz	1:1	5620.000, 124	4.4	4.987	36.454

Hardware Setup


Phantom	TSL, Measured Date	Probe, Calibration Date	DAE, Calibration Date
Twin-SAM V8.0 (30deg probe tilt) - 2114	HBBL-600-10000	EX3DV4 - SN7825, 2023-09-27	DAE4ip Sn1832, 2023-09-27

Scan Setup

	Area Scan	Zoom Scan
Grid Extents [mm]	120.0 x 200.0	22.0 x 22.0 x 22.0
Grid Steps [mm]	10.0 x 10.0	4.0 x 4.0 x 1.4
Sensor Surface [mm]	3.0	1.4
Graded Grid	N/A	Yes
Grading Ratio	N/A	1.4
MAIA	Y	Y
Surface Detection	VMS + 6p	VMS + 6p
Scan Method	Measured	Measured

Measurement Results

	Area Scan	Zoom Scan
Date	2024-09-02	2024-09-02
psSAR1g [W/kg]	0.114	0.145
psSAR10g [W/kg]	0.038	0.046
Power Drift [dB]	-0.01	0.10
Power Scaling	Disabled	Disabled
Scaling Factor [dB]		
TSL Correction	No correction	No correction
M2/M1 [%]		62.3
Dist 3dB Peak [mm]		7.2



WLAN 5G ANT6 Body

Exposure Conditions

Phantom Section, TSL	Position, Test Distance [mm]	Band	Duty Cycle	Frequency [MHz], Channel Number	Conversion Factor	TSL Conductivity [S/m]	TSL Permittivity
Flat, HSL	BACK, 24.00	WLAN 5GHz	1:1	5620.000, 124	4.4	4.987	36.454

Hardware Setup

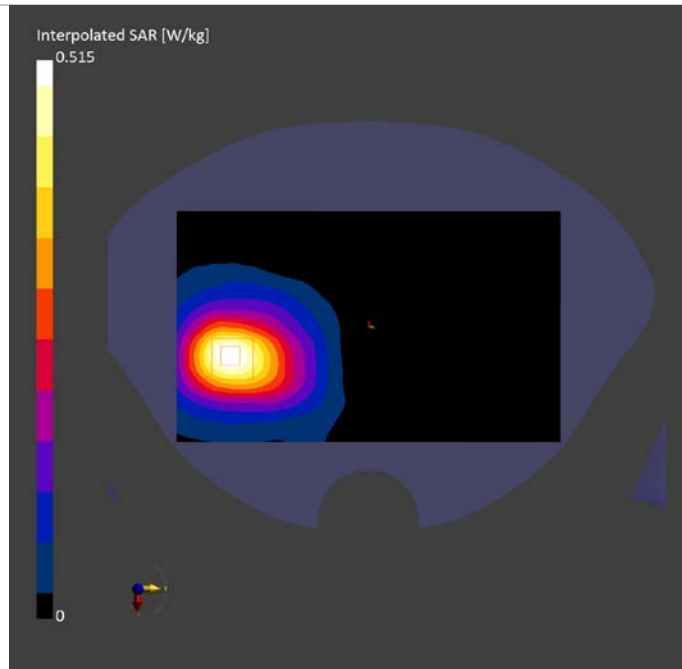
Phantom	TSL, Measured Date	Probe, Calibration Date	DAE, Calibration Date
Twin-SAM V8.0 (30deg probe tilt) - 2114	HBBL-600-10000	EX3DV4 - SN7825, 2023-09-27	DAE4ip Sn1832, 2023-09-27

Scan Setup

	Area Scan	Zoom Scan
Grid Extents [mm]	120.0 x 200.0	22.0 x 22.0 x 22.0
Grid Steps [mm]	10.0 x 10.0	4.0 x 4.0 x 1.4
Sensor Surface [mm]	3.0	1.4
Graded Grid	N/A	Yes
Grading Ratio	N/A	1.4
MAIA	Y	Y
Surface Detection	All points	All points
Scan Method	Measured	Measured

Measurement Results

	Area Scan	Zoom Scan
Date	2024-09-02	2024-09-02
psSAR1g [W/kg]	0.397	0.390
psSAR10g [W/kg]	0.173	0.175
Power Drift [dB]	0.04	0.01
Power Scaling	Disabled	Disabled
Scaling Factor [dB]		
TSL Correction	No correction	No correction
M2/M1 [%]	65.3	65.3
Dist 3dB Peak [mm]	16.2	16.2



BT ANT6 Head

Exposure Conditions

Phantom Section, TSL	Position, Test Distance [mm]	Band	Duty Cycle	Frequency [MHz], Channel Number	Conversion Factor	TSL Conductivity [S/m]	TSL Permittivity
LeftHead, HSL	TILT, 0.00	ISM 2.4 GHz Band	1:1	2441.000, 39	7.09	1.746	39.545

Hardware Setup


Phantom	TSL, Measured Date	Probe, Calibration Date	DAE, Calibration Date
Twin-SAM V8.0 (30deg probe tilt) - 2114	HBBL-600-10000	EX3DV4 - SN7825, 2023-09-27	DAE4ip Sn1832, 2023-09-27

Scan Setup

	Area Scan	Zoom Scan
Grid Extents [mm]	120.0 x 200.0	30.0 x 30.0 x 30.0
Grid Steps [mm]	10.0 x 10.0	5.0 x 5.0 x 1.5
Sensor Surface [mm]	3.0	1.4
Graded Grid	N/A	Yes
Grading Ratio	N/A	1.5
MAIA	Y	N/A
Surface Detection	VMS + 6p	VMS + 6p
Scan Method	Measured	Measured

Measurement Results

	Area Scan	Zoom Scan
Date	2024-08-29	2024-08-29
psSAR1g [W/kg]	0.155	0.168
psSAR10g [W/kg]	0.071	0.072
Power Drift [dB]	-0.03	-0.09
Power Scaling	Disabled	Disabled
Scaling Factor [dB]		
TSL Correction	No correction	No correction
M2/M1 [%]		75.7
Dist 3dB Peak [mm]		7.0



BT ANT6 Body

Exposure Conditions

Phantom Section, TSL	Position, Test Distance [mm]	Band	Duty Cycle	Frequency [MHz], Channel Number	Conversion Factor	TSL Conductivity [S/m]	TSL Permittivity
Flat, HSL	EDGE TOP, 10.00	ISM 2.4 GHz Band	1:1	2441.000, 39	7.09	1.746	39.545

Hardware Setup


Phantom	TSL, Measured Date	Probe, Calibration Date	DAE, Calibration Date
Twin-SAM V8.0 (30deg probe tilt) - 2114	HBBL-600-10000	EX3DV4 - SN7825, 2023-09-27	DAE4ip Sn1832, 2023-09-27

Scan Setup

	Area Scan	Zoom Scan
Grid Extents [mm]	48.0 x 120.0	30.0 x 30.0 x 30.0
Grid Steps [mm]	8.0 x 10.0	5.0 x 5.0 x 1.5
Sensor Surface [mm]	3.0	1.4
Graded Grid	N/A	Yes
Grading Ratio	N/A	1.5
MAIA	Y	Y
Surface Detection	All points	All points
Scan Method	Measured	Measured

Measurement Results

	Area Scan	Zoom Scan
Date	2024-08-29	2024-08-29
psSAR1g [W/kg]	0.044	0.048
psSAR10g [W/kg]	0.019	0.022
Power Drift [dB]	0.03	-0.03
Power Scaling	Disabled	Disabled
Scaling Factor [dB]		
TSL Correction	No correction	No correction
M2/M1 [%]		81.1
Dist 3dB Peak [mm]		8.0



ANNEX B System Verification Results

750MHz

Exposure Conditions

Phantom Section, TSL	Position, Test Distance [mm]	Band	Group, UID	Frequency [MHz], Channel Number	Conversion Factor	TSL Conductivity [S/m]	TSL Permittivity
Flat, HSL	EDGE TOP, 5.00	D750	CW, 0--	750.000, 50	9.37	0.861	41.42

Hardware Setup

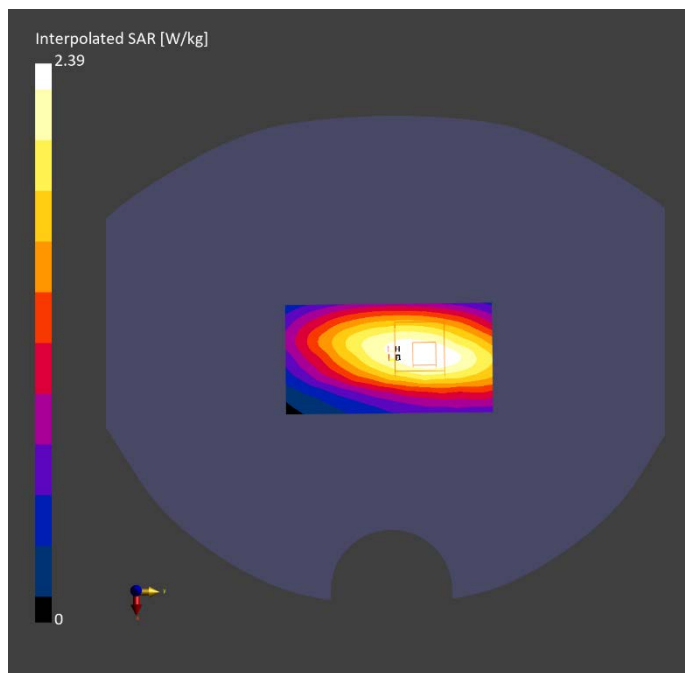
Phantom	TSL, Measured Date	Probe, Calibration Date	DAE, Calibration Date
Twin-SAM V8.0 (30deg probe tilt) - 2114	HBBL-600-10000	EX3DV4 - SN7825, 2023-09-27	DAE4ip Sn1832, 2023-09-27

Scan Setup

	Area Scan	Zoom Scan
Grid Extents [mm]	48.0 x 90.0	30.0 x 30.0 x 30.0
Grid Steps [mm]	8.0 x 15.0	6.0 x 6.0 x 1.5
Sensor Surface [mm]	3.0	1.4
Graded Grid	N/A	Yes
Grading Ratio	N/A	1.5
MAIA	N/A	N/A
Surface Detection	VMS + 6p	VMS + 6p
Scan Method	Measured	Measured

Measurement Results

	Area Scan	Zoom Scan
Date	2024-08-26	2024-08-26
psSAR1g [W/kg]	2.01	2.04
psSAR10g [W/kg]	1.28	1.33
Power Drift [dB]	0.01	-0.07
Power Scaling	Disabled	Disabled
Scaling Factor [dB]		
TSL Correction	No correction	No correction
M2/M1 [%]		83.1
Dist 3dB Peak [mm]		18.0



835MHz

Exposure Conditions

Phantom Section, TSL	Position, Test Distance [mm]	Band	Group, UID	Frequency [MHz], Channel Number	Conversion Factor	TSL Conductivity [S/m]	TSL Permittivity
Flat, HSL	BACK, 5.00	D835	CW, 0--	835.000, 50	9.37	0.925	41.21

Hardware Setup

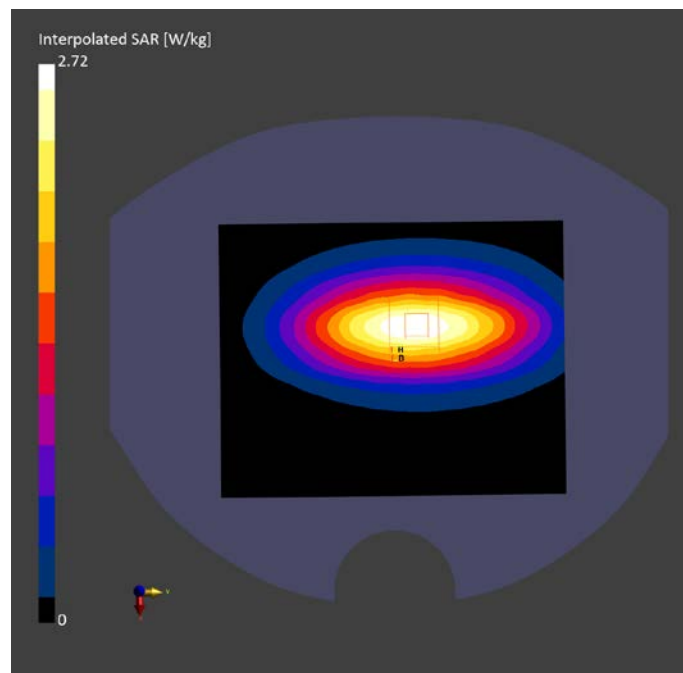
Phantom	TSL, Measured Date	Probe, Calibration Date	DAE, Calibration Date
Twin-SAM V8.0 (30deg probe tilt) - 2114	HBBL-600-10000	EX3DV4 - SN7825, 2023-09-27	DAE4ip Sn1832, 2023-09-27

Scan Setup

	Area Scan	Zoom Scan
Grid Extents [mm]	120.0 x 150.0	30.0 x 30.0 x 30.0
Grid Steps [mm]	15.0 x 15.0	6.0 x 6.0 x 1.5
Sensor Surface [mm]	3.0	1.4
Graded Grid	N/A	Yes
Grading Ratio	N/A	1.5
MAIA	N/A	N/A
Surface Detection	VMS + 6p	VMS + 6p
Scan Method	Measured	Measured

Measurement Results

	Area Scan	Zoom Scan
Date	2024-08-20	2024-08-20
psSAR1g [W/kg]	2.33	2.45
psSAR10g [W/kg]	1.54	1.59
Power Drift [dB]	0.02	-0.01
Power Scaling	Disabled	Disabled
Scaling Factor [dB]		
TSL Correction	No correction	No correction
M2/M1 [%]		84.1
Dist 3dB Peak [mm]		19.7



1800MHz

Exposure Conditions

Phantom Section, TSL	Position, Test Distance [mm]	Band	Group, UID	Frequency [MHz], Channel Number	Conversion Factor	TSL Conductivity [S/m]	TSL Permittivity
Flat, HSL	BACK, 5.00	D1800	CW, 0--	1800.000, 50	7.8	1.439	40.06

Hardware Setup

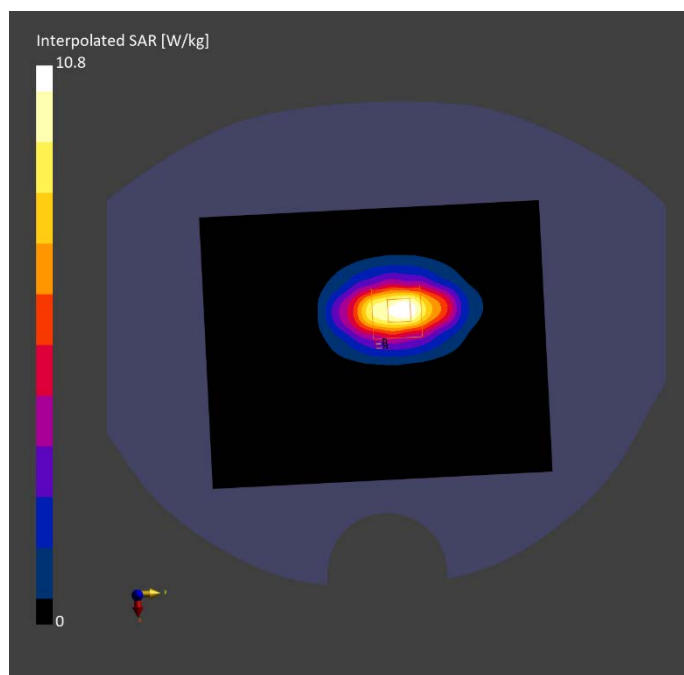
Phantom	TSL, Measured Date	Probe, Calibration Date	DAE, Calibration Date
Twin-SAM V8.0 (30deg probe tilt) - 2114	HBBL-600-10000	EX3DV4 - SN7825, 2023-09-27	DAE4ip Sn1832, 2023-09-27

Scan Setup

	Area Scan	Zoom Scan
Grid Extents [mm]	120.0 x 150.0	30.0 x 30.0 x 30.0
Grid Steps [mm]	15.0 x 15.0	6.0 x 6.0 x 1.5
Sensor Surface [mm]	3.0	1.4
Graded Grid	N/A	Yes
Grading Ratio	N/A	1.5
MAIA	N/A	N/A
Surface Detection	VMS + 6p	VMS + 6p
Scan Method	Measured	Measured

Measurement Results

	Area Scan	Zoom Scan
Date	2024-08-22	2024-08-22
psSAR1g [W/kg]	9.17	9.26
psSAR10g [W/kg]	4.68	4.85
Power Drift [dB]	-0.06	0.10
Power Scaling	Disabled	Disabled
Scaling Factor [dB]		
TSL Correction	No correction	No correction
M2/M1 [%]		80.8
Dist 3dB Peak [mm]		9.6



1800MHz

Exposure Conditions

Phantom Section, TSL	Position, Test Distance [mm]	Band	Group, UID	Frequency [MHz], Channel Number	Conversion Factor	TSL Conductivity [S/m]	TSL Permittivity
Flat, HSL	BACK, 5.00	D1800	CW, 0--	1800.000, 50	7.8	1.412	40.483

Hardware Setup


Phantom	TSL, Measured Date	Probe, Calibration Date	DAE, Calibration Date
Twin-SAM V8.0 (30deg probe tilt) - 2114	HBBL-600-10000	EX3DV4 - SN7825, 2023-09-27	DAE4ip Sn1832, 2023-09-27

Scan Setup

	Area Scan	Zoom Scan
Grid Extents [mm]	120.0 x 150.0	30.0 x 30.0 x 30.0
Grid Steps [mm]	15.0 x 15.0	6.0 x 6.0 x 1.5
Sensor Surface [mm]	3.0	1.4
Graded Grid	N/A	Yes
Grading Ratio	N/A	1.5
MAIA	N/A	N/A
Surface Detection	VMS + 6p	VMS + 6p
Scan Method	Measured	Measured

Measurement Results

	Area Scan	Zoom Scan
Date	2024-08-23	2024-08-23
psSAR1g [W/kg]	9.06	9.37
psSAR10g [W/kg]	4.64	4.91
Power Drift [dB]	0.05	-0.10
Power Scaling	Disabled	Disabled
Scaling Factor [dB]		
TSL Correction	No correction	No correction
M2/M1 [%]		81.2
Dist 3dB Peak [mm]		8.8



1900MHz

Exposure Conditions

Phantom Section, TSL	Position, Test Distance [mm]	Band	Group, UID	Frequency [MHz], Channel Number	Conversion Factor	TSL Conductivity [S/m]	TSL Permittivity
Flat, HSL	BACK, 5.00	D1900	CW, 0--	1900.000, 50	7.5	1.365	38.79

Hardware Setup


Phantom	TSL, Measured Date	Probe, Calibration Date	DAE, Calibration Date
Twin-SAM V8.0 (30deg probe tilt) - 2114	HBBL-600-10000	EX3DV4 - SN7825, 2023-09-27	DAE4ip Sn1832, 2023-09-27

Scan Setup

	Area Scan	Zoom Scan
Grid Extents [mm]	120.0 x 150.0	30.0 x 30.0 x 30.0
Grid Steps [mm]	15.0 x 15.0	6.0 x 6.0 x 1.5
Sensor Surface [mm]	3.0	1.4
Graded Grid	N/A	Yes
Grading Ratio	N/A	1.5
MAIA	N/A	N/A
Surface Detection	VMS + 6p	VMS + 6p
Scan Method	Measured	Measured

Measurement Results

	Area Scan	Zoom Scan
Date	2024-08-24	2024-08-24
psSAR1g [W/kg]	9.61	9.84
psSAR10g [W/kg]	5.01	5.12
Power Drift [dB]	-0.07	0.09
Power Scaling	Disabled	Disabled
Scaling Factor [dB]		
TSL Correction	No correction	No correction
M2/M1 [%]		81.0
Dist 3dB Peak [mm]		9.2



1900MHz

Exposure Conditions

Phantom Section, TSL	Position, Test Distance [mm]	Band	Group, UID	Frequency [MHz], Channel Number	Conversion Factor	TSL Conductivity [S/m]	TSL Permittivity
Flat, HSL	BACK, 5.00	D1900	CW, 0--	1900.000, 50	7.5	1.363	38.81

Hardware Setup

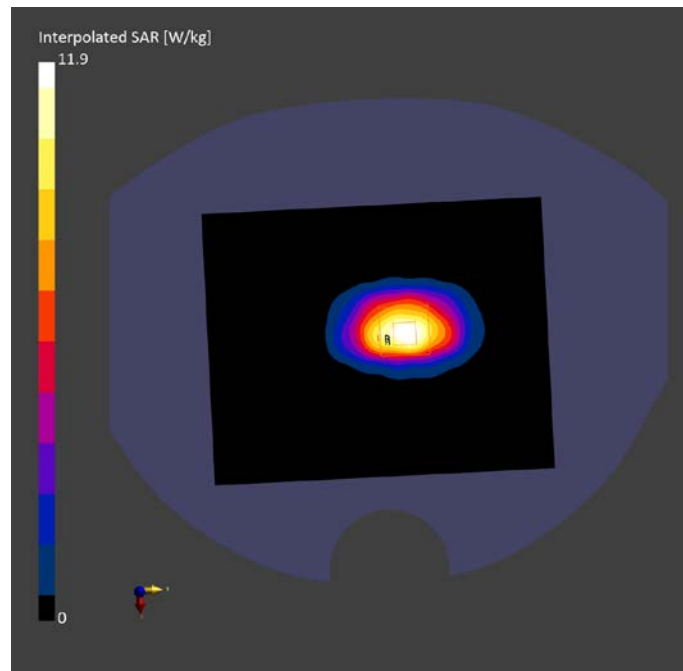
Phantom	TSL, Measured Date	Probe, Calibration Date	DAE, Calibration Date
Twin-SAM V8.0 (30deg probe tilt) - 2114	HBBL-600-10000	EX3DV4 - SN7825, 2023-09-27	DAE4ip Sn1832, 2023-09-27

Scan Setup

	Area Scan	Zoom Scan
Grid Extents [mm]	120.0 x 150.0	30.0 x 30.0 x 30.0
Grid Steps [mm]	15.0 x 15.0	6.0 x 6.0 x 1.5
Sensor Surface [mm]	3.0	1.4
Graded Grid	N/A	Yes
Grading Ratio	N/A	1.5
MAIA	N/A	N/A
Surface Detection	VMS + 6p	VMS + 6p
Scan Method	Measured	Measured

Measurement Results

	Area Scan	Zoom Scan
Date	2024-08-25	2024-08-25
psSAR1g [W/kg]	9.82	10.08
psSAR10g [W/kg]	5.02	5.25
Power Drift [dB]	-0.05	0.12
Power Scaling	Disabled	Disabled
Scaling Factor [dB]		
TSL Correction	No correction	No correction
M2/M1 [%]		81.1
Dist 3dB Peak [mm]		9.2



2450MHz

Exposure Conditions

Phantom Section, TSL	Position, Test Distance [mm]	Band	Group, UID	Frequency [MHz], Channel Number	Conversion Factor	TSL Conductivity [S/m]	TSL Permittivity
Flat, HSL	BACK, 5.00	D2450	CW, 0--	2450.000, 50	7.09	1.75	39.54

Hardware Setup


Phantom	TSL, Measured Date	Probe, Calibration Date	DAE, Calibration Date
Twin-SAM V8.0 (30deg probe tilt) - 2114	HBBL-600-10000	EX3DV4 - SN7825, 2023-09-27	DAE4ip Sn1832, 2023-09-27

Scan Setup

	Area Scan	Zoom Scan
Grid Extents [mm]	120.0 x 192.0	30.0 x 30.0 x 30.0
Grid Steps [mm]	12.0 x 12.0	5.0 x 5.0 x 1.5
Sensor Surface [mm]	3.0	1.4
Graded Grid	N/A	Yes
Grading Ratio	N/A	1.5
MAIA	N/A	N/A
Surface Detection	VMS + 6p	VMS + 6p
Scan Method	Measured	Measured

Measurement Results

	Area Scan	Zoom Scan
Date	2024-08-29	2024-08-29
psSAR1g [W/kg]	13.31	13.41
psSAR10g [W/kg]	6.15	6.36
Power Drift [dB]	0.10	-0.07
Power Scaling	Disabled	Disabled
Scaling Factor [dB]		
TSL Correction	No correction	No correction
M2/M1 [%]		79.6
Dist 3dB Peak [mm]		9.0



2600MHz

Exposure Conditions

Phantom Section, TSL	Position, Test Distance [mm]	Band	Group, UID	Frequency [MHz], Channel Number	Conversion Factor	TSL Conductivity [S/m]	TSL Permittivity
Flat, HSL	BACK, 5.00	D2600	CW, 0--	2600.000, 50	6.91	1.986	39.62

Hardware Setup

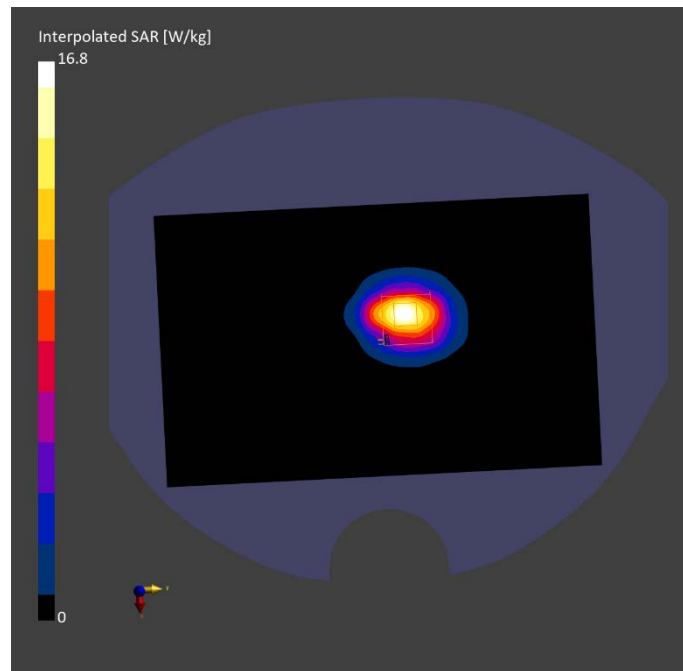
Phantom	TSL, Measured Date	Probe, Calibration Date	DAE, Calibration Date
Twin-SAM V8.0 (30deg probe tilt) - 2114	HBBL-600-10000	EX3DV4 - SN7825, 2023-09-27	DAE4ip Sn1832, 2023-09-27

Scan Setup

	Area Scan	Zoom Scan
Grid Extents [mm]	120.0 x 192.0	30.0 x 30.0 x 30.0
Grid Steps [mm]	12.0 x 12.0	5.0 x 5.0 x 1.5
Sensor Surface [mm]	3.0	1.4
Graded Grid	N/A	Yes
Grading Ratio	N/A	1.5
MAIA	N/A	N/A
Surface Detection	VMS + 6p	VMS + 6p
Scan Method	Measured	Measured

Measurement Results

	Area Scan	Zoom Scan
Date	2024-08-27	2024-08-27
psSAR1g [W/kg]	13.22	13.62
psSAR10g [W/kg]	6.01	6.19
Power Drift [dB]	-0.07	0.13
Power Scaling	Disabled	Disabled
Scaling Factor [dB]		
TSL Correction	No correction	No correction
M2/M1 [%]		78.6
Dist 3dB Peak [mm]		9.0



2600MHz

Exposure Conditions

Phantom Section, TSL	Position, Test Distance [mm]	Band	Group, UID	Frequency [MHz], Channel Number	Conversion Factor	TSL Conductivity [S/m]	TSL Permittivity
Flat, HSL	BACK, 5.00	D2600	CW, 0--	2600.000, 50	6.91	2.007	39.51

Hardware Setup

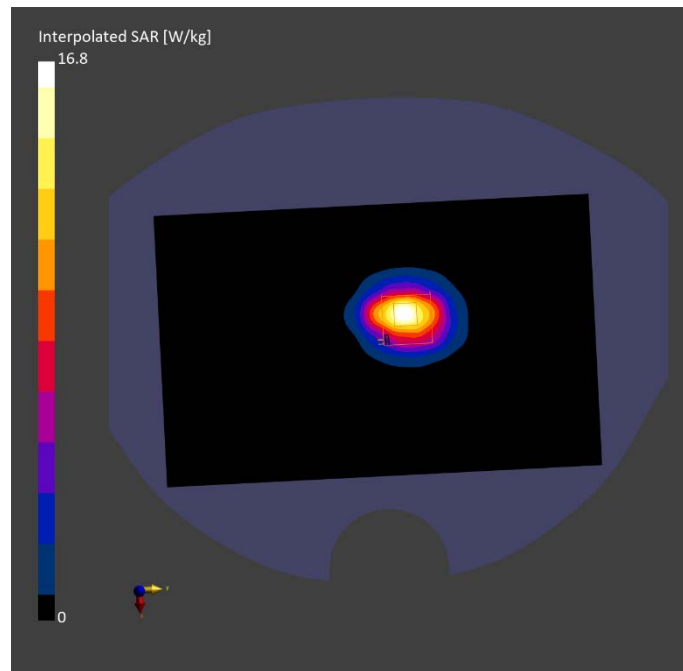
Phantom	TSL, Measured Date	Probe, Calibration Date	DAE, Calibration Date
Twin-SAM V8.0 (30deg probe tilt) - 2114	HBBL-600-10000	EX3DV4 - SN7825, 2023-09-27	DAE4ip Sn1832, 2023-09-27

Scan Setup

	Area Scan	Zoom Scan
Grid Extents [mm]	120.0 x 192.0	30.0 x 30.0 x 30.0
Grid Steps [mm]	12.0 x 12.0	5.0 x 5.0 x 1.5
Sensor Surface [mm]	3.0	1.4
Graded Grid	N/A	Yes
Grading Ratio	N/A	1.5
MAIA	N/A	N/A
Surface Detection	VMS + 6p	VMS + 6p
Scan Method	Measured	Measured

Measurement Results

	Area Scan	Zoom Scan
Date	2024-08-28	2024-08-28
psSAR1g [W/kg]	12.69	13.6
psSAR10g [W/kg]	5.88	6.2
Power Drift [dB]	-0.03	0.09
Power Scaling	Disabled	Disabled
Scaling Factor [dB]		
TSL Correction	No correction	No correction
M2/M1 [%]		78.7
Dist 3dB Peak [mm]		9.0



3500MHz

Exposure Conditions

Phantom Section, TSL	Position, Test Distance [mm]	Band	Duty Cycle	Frequency [MHz], Channel Number	Conversion Factor	TSL Conductivity [S/m]	TSL Permittivity
Flat, HSL	BACK, 5.00	D3500	CW, 0--	3500.000, 50	6.48	2.883	37.42

Hardware Setup

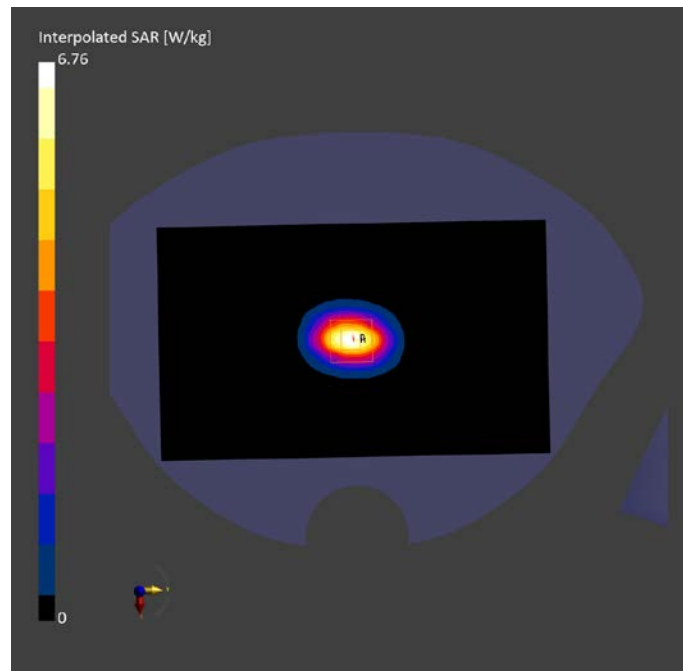
Phantom	TSL, Measured Date	Probe, Calibration Date	DAE, Calibration Date
Twin-SAM V8.0 (30deg probe tilt) - 2114	HBBL-600-10000	EX3DV4 - SN7825, 2023-09-27	DAE4ip Sn1832, 2023-09-27

Scan Setup

	Area Scan	Zoom Scan
Grid Extents [mm]	120.0 x 200.0	22.0 x 22.0 x 22.0
Grid Steps [mm]	10.0 x 10.0	4.0 x 4.0 x 1.4
Sensor Surface [mm]	3.0	1.4
Graded Grid	N/A	Yes
Grading Ratio	N/A	1.4
MAIA	N/A	N/A
Surface Detection	VMS + 6p	VMS + 6p
Scan Method	Measured	Measured

Measurement Results

	Area Scan	Zoom Scan
Date	2024-08-30	2024-08-30
psSAR1g [W/kg]	6.35	6.51
psSAR10g [W/kg]	2.31	2.45
Power Drift [dB]	0.14	0.03
Power Scaling	Disabled	Disabled
Scaling Factor [dB]		
TSL Correction	No correction	No correction
M2/M1 [%]		57
Dist 3dB Peak [mm]		4



3700MHz

Exposure Conditions

Phantom Section, TSL	Position, Test Distance [mm]	Band	Duty Cycle	Frequency [MHz], Channel Number	Conversion Factor	TSL Conductivity [S/m]	TSL Permittivity
Flat, HSL	BACK, 5.00	D3700	CW, 0--	3700.000, 50	6.32	3.167	37.26

Hardware Setup


Phantom	TSL, Measured Date	Probe, Calibration Date	DAE, Calibration Date
Twin-SAM V8.0 (30deg probe tilt) - 2114	HBBL-600-10000	EX3DV4 - SN7825, 2023-09-27	DAE4ip Sn1832, 2023-09-27

Scan Setup

	Area Scan	Zoom Scan
Grid Extents [mm]	120.0 x 200.0	22.0 x 22.0 x 22.0
Grid Steps [mm]	10.0 x 10.0	4.0 x 4.0 x 1.4
Sensor Surface [mm]	3.0	1.4
Graded Grid	N/A	Yes
Grading Ratio	N/A	1.4
MAIA	N/A	N/A
Surface Detection	VMS + 6p	VMS + 6p
Scan Method	Measured	Measured

Measurement Results

	Area Scan	Zoom Scan
Date	2024-08-31	2024-08-31
psSAR1g [W/kg]	6.06	6.96
psSAR10g [W/kg]	2.08	2.53
Power Drift [dB]	-0.08	0.05
Power Scaling	Disabled	Disabled
Scaling Factor [dB]		
TSL Correction	No correction	No correction
M2/M1 [%]		70
Dist 3dB Peak [mm]		9



3900MHz

Exposure Conditions

Phantom Section, TSL	Position, Test Distance [mm]	Band	Duty Cycle	Frequency [MHz], Channel Number	Conversion Factor	TSL Conductivity [S/m]	TSL Permittivity
Flat, HSL	BACK, 5.00	D3900	CW, 0--	3900.000, 50	6.22	3.26	37.1

Hardware Setup


Phantom	TSL, Measured Date	Probe, Calibration Date	DAE, Calibration Date
Twin-SAM V8.0 (30deg probe tilt) - 2114	HBBL-600-10000	EX3DV4 - SN7825, 2023-09-27	DAE4ip Sn1832, 2023-09-27

Scan Setup

	Area Scan	Zoom Scan
Grid Extents [mm]	120.0 x 200.0	22.0 x 22.0 x 22.0
Grid Steps [mm]	10.0 x 10.0	4.0 x 4.0 x 1.4
Sensor Surface [mm]	3.0	1.4
Graded Grid	N/A	Yes
Grading Ratio	N/A	1.4
MAIA	N/A	N/A
Surface Detection	VMS + 6p	VMS + 6p
Scan Method	Measured	Measured

Measurement Results

	Area Scan	Zoom Scan
Date	2024-08-31	2024-08-31
psSAR1g [W/kg]	6.14	6.77
psSAR10g [W/kg]	2.03	2.35
Power Drift [dB]	-0.08	0.05
Power Scaling	Disabled	Disabled
Scaling Factor [dB]		
TSL Correction	No correction	No correction
M2/M1 [%]		64.8
Dist 3dB Peak [mm]		7.4



5250MHz

Exposure Conditions

Phantom Section, TSL	Position, Test Distance [mm]	Band	Group, UID	Frequency [MHz], Channel Number	Conversion Factor	TSL Conductivity [S/m]	TSL Permittivity
Flat, HSL	BACK, 5.00	D5GHz	CW, 0--	5250.000, 25	5.02	4.671	36.84

Hardware Setup


Phantom	TSL, Measured Date	Probe, Calibration Date	DAE, Calibration Date
Twin-SAM V8.0 (30deg probe tilt) - 2114	HBBL-600-10000	EX3DV4 - SN7825, 2023-09-27	DAE4ip Sn1832, 2023-09-27

Scan Setup

	Area Scan	Zoom Scan
Grid Extents [mm]	120.0 x 200.0	22.0 x 22.0 x 22.0
Grid Steps [mm]	10.0 x 10.0	4.0 x 4.0 x 1.4
Sensor Surface [mm]	3.0	1.4
Graded Grid	N/A	Yes
Grading Ratio	N/A	1.4
MAIA	N/A	N/A
Surface Detection	VMS + 6p	VMS + 6p
Scan Method	Measured	Measured

Measurement Results

	Area Scan	Zoom Scan
Date	2024-09-1	2024-09-1
psSAR1g [W/kg]	7.23	7.9
psSAR10g [W/kg]	2.06	2.26
Power Drift [dB]	0.13	-0.09
Power Scaling	Disabled	Disabled
Scaling Factor [dB]		
TSL Correction	No correction	No correction
M2/M1 [%]		65.3
Dist 3dB Peak [mm]		6.5



5600MHz

Exposure Conditions

Phantom Section, TSL	Position, Test Distance [mm]	Band	Group, UID	Frequency [MHz], Channel Number	Conversion Factor	TSL Conductivity [S/m]	TSL Permittivity
Flat, HSL	BACK, 5.00	D5GHz	CW, 0--	5600.000, 60	4.4	4.97	36.52

Hardware Setup


Phantom	TSL, Measured Date	Probe, Calibration Date	DAE, Calibration Date
Twin-SAM V8.0 (30deg probe tilt) - 2114	HBBL-600-10000	EX3DV4 - SN7825, 2023-09-27	DAE4ip Sn1832, 2023-09-27

Scan Setup

	Area Scan	Zoom Scan
Grid Extents [mm]	120.0 x 200.0	22.0 x 22.0 x 22.0
Grid Steps [mm]	10.0 x 10.0	4.0 x 4.0 x 1.4
Sensor Surface [mm]	3.0	1.4
Graded Grid	N/A	Yes
Grading Ratio	N/A	1.4
MAIA	N/A	N/A
Surface Detection	VMS + 6p	VMS + 6p
Scan Method	Measured	Measured

Measurement Results

	Area Scan	Zoom Scan
Date	2024-09-2	2024-09-2
psSAR1g [W/kg]	8.29	8.46
psSAR10g [W/kg]	2.19	2.41
Power Drift [dB]	0.15	-0.05
Power Scaling	Disabled	Disabled
Scaling Factor [dB]		
TSL Correction	No correction	No correction
M2/M1 [%]		62.3
Dist 3dB Peak [mm]		6.5



5750MHz

Exposure Conditions

Phantom Section, TSL	Position, Test Distance [mm]	Band	Group, UID	Frequency [MHz], Channel Number	Conversion Factor	TSL Conductivity [S/m]	TSL Permittivity
Flat, HSL	BACK, 5.00	D5GHz	CW, 0--	5750.000, 75	4.55	5.125	36.41

Hardware Setup


Phantom	TSL, Measured Date	Probe, Calibration Date	DAE, Calibration Date
Twin-SAM V8.0 (30deg probe tilt) - 2114	HBBL-600-10000	EX3DV4 - SN7825, 2023-09-27	DAE4ip Sn1832, 2023-09-27

Scan Setup

	Area Scan	Zoom Scan
Grid Extents [mm]	120.0 x 200.0	22.0 x 22.0 x 22.0
Grid Steps [mm]	10.0 x 10.0	4.0 x 4.0 x 1.4
Sensor Surface [mm]	3.0	1.4
Graded Grid	N/A	Yes
Grading Ratio	N/A	1.4
MAIA	N/A	N/A
Surface Detection	VMS + 6p	VMS + 6p
Scan Method	Measured	Measured

Measurement Results

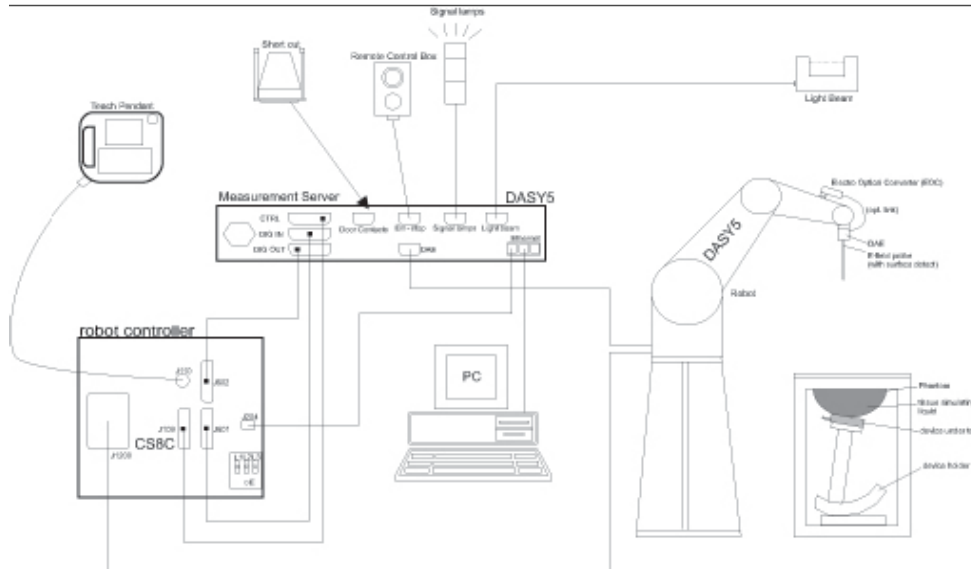
	Area Scan	Zoom Scan
Date	2024-09-3	2024-09-3
psSAR1g [W/kg]	7.49	8.08
psSAR10g [W/kg]	1.97	2.28
Power Drift [dB]	-0.11	0.13
Power Scaling	Disabled	Disabled
Scaling Factor [dB]		
TSL Correction	No correction	No correction
M2/M1 [%]		61.5
Dist 3dB Peak [mm]		6.6



ANNEX C SAR Measurement Setup

C.1 Measurement Set-up

The DASY4 or DASY5 system for performing compliance tests is illustrated above graphically. This system consists of the following items:



Picture C.1 SAR Lab Test Measurement Set-up

- A standard high precision 6-axis robot (StäubliTX=RX family) with controller, teach pendant and software. An arm extension for accommodating the data acquisition electronics (DAE).
- An isotropic field probe optimized and calibrated for the targeted measurement.
- A data acquisition electronics (DAE) which performs the signal amplification, signal multiplexing, AD-conversion, offset measurements, mechanical surface detection, collision detection, etc. The unit is battery powered with standard or rechargeable batteries. The signal is optically transmitted to the EOC.
- The Electro-optical converter (EOC) performs the conversion from optical to electrical signals for the digital communication to the DAE. To use optical surface detection, a special version of the EOC is required. The EOC signal is transmitted to the measurement server.
- The function of the measurement server is to perform the time critical tasks such as signal filtering, control of the robot operation and fast movement interrupts.
- The Light Beam used is for probe alignment. This improves the (absolute) accuracy of the probe positioning.
- A computer running WinXP and the DASY4 or DASY5 software.
- Remote control and teach pendant as well as additional circuitry for robot safety such as
- warning lamps, etc.
- The phantom, the device holder and other accessories according to the targeted measurement.

C.2 Dasy4 or DASY5 E-field Probe System

The SAR measurements were conducted with the dosimetric probe designed in the classical triangular configuration and optimized for dosimetric evaluation. The probe is constructed using the thick film technique; with printed resistive lines on ceramic substrates. The probe is equipped with an optical multifiber line ending at the front of the probe tip. It is connected to the EOC box on the robot arm and provides an automatic detection of the phantom surface. Half of the fibers are connected to a pulsed infrared transmitter, the other half to a synchronized receiver. As the probe approaches the surface, the reflection from the surface produces a coupling from the transmitting to the receiving fibers. This reflection increases first during the approach, reaches maximum and then decreases. If the probe is flatly touching the surface, the coupling is zero. The distance of the coupling maximum to the surface is independent of the surface reflectivity and largely independent of the surface to probe angle. The DASY4 or DASY5 software reads the reflection during a software approach and looks for the maximum using 2nd ord curve fitting. The approach is stopped at reaching the maximum.

Probe Specifications:

Model:	ES3DV3, EX3DV4
Frequency	10MHz — 6.0GHz(EX3DV4)
Range:	10MHz — 4GHz(ES3DV3)
Calibration:	In head and body simulating tissue at Frequencies from 835 up to 5800MHz
Linearity:	± 0.2 dB(30 MHz to 6 GHz) for EX3DV4 ± 0.2 dB(30 MHz to 4 GHz) for ES3DV3
DynamicRange:	10 mW/kg — 100W/kg
Probe Length:	330 mm
Probe Tip	
Length:	20 mm
Body Diameter:	12 mm
Tip Diameter:	2.5 mm (3.9 mm for ES3DV3)
Tip-Center:	1 mm (2.0mm for ES3DV3)
Application:	SAR Dosimetry Testing Compliance tests of mobile phones Dosimetry in strong gradient fields



Picture C.2 Near-field Probe



Picture C.3 E-field Probe

C.3 E-field Probe Calibration

Each E-Probe/Probe Amplifier combination has unique calibration parameters. A TEM cell calibration procedure is conducted to determine the proper amplifier settings to enter in the probe parameters. The amplifier settings are determined for a given frequency by subjecting the probe to a known E-field density (1 mW/cm²) using an RF Signal generator, TEM cell, and RF Power Meter.

The free space E-field from amplified probe outputs is determined in a test chamber. This calibration can be performed in a TEM cell if the frequency is below 1 GHz and in a waveguide or

other methodologies above 1 GHz for free space. For the free space calibration, the probe is placed in the volumetric center of the cavity and at the proper orientation with the field. The probe is then rotated 360 degrees until the three channels show the maximum reading. The power density readings equates to 1 mW/cm².

E-field temperature correlation calibration is performed in a flat phantom filled with the appropriate simulated brain tissue. The E-field in the medium correlates with the temperature rise in the dielectric medium. For temperature correlation calibration a RF transparent thermistor-based temperature probe is used in conjunction with the E-field probe.

$$SAR = C \frac{\Delta T}{\Delta t}$$

Where:

Δt = Exposure time (30 seconds),

C = Heat capacity of tissue (brain or muscle),

ΔT = Temperature increase due to RF exposure.

$$SAR = \frac{|E|^2 \cdot \sigma}{\rho}$$

Where:

σ = Simulated tissue conductivity,

ρ = Tissue density (kg/m³).

C.4 Other Test Equipment

C.4.1 Data Acquisition Electronics(DAE)

The data acquisition electronics consist of a highly sensitive electrometer-grade preamplifier with auto-zeroing, a channel and gain-switching multiplexer, a fast 16 bit AD-converter and a command decoder with a control logic unit. Transmission to the measurement server is accomplished through an optical downlink for data and status information, as well as an optical uplink for commands and the clock.

The mechanical probe mounting device includes two different sensor systems for frontal and sideways probe contacts. They are used for mechanical surface detection and probe collision detection.

The input impedance of the DAE is 200 MOhm; the inputs are symmetrical and floating. Common mode rejection is above 80 dB.



PictureC.4: DAE

C.4.2 Robot

The SPEAG DASY system uses the high precision robots (DASY4: RX90XL; DASY5: RX160L) type from Stäubli SA (France). For the 6-axis controller system, the robot controller version from Stäubli is used. The Stäubli robot series have many features that are important for our application:

- High precision (repeatability 0.02mm)
- High reliability (industrial design)
- Low maintenance costs (virtually maintenance free due to direct drive gears; no belt drives)
- Jerk-free straight movements (brushless synchron motors; no stepper motors)
- Low ELF interference (motor control fields shielded via the closed metallic construction shields)



Picture C.5 DASY 4



Picture C.6 DASY 5

C.4.3 Measurement Server

The Measurement server is based on a PC/104 CPU board with CPU (dasy4: 166 MHz, Intel Pentium; DASY5: 400 MHz, Intel Celeron), chipdisk (DASY4: 32 MB; DASY5: 128MB), RAM (DASY4: 64 MB, DASY5: 128MB). The necessary circuits for communication with the DAE electronic box, as well as the 16 bit AD converter system for optical detection and digital I/O interface are contained on the DASY I/O board, which is directly connected to the PC/104 bus of the CPU board.

The measurement server performs all real-time data evaluation of field measurements and surface detection, controls robot movements and handles safety operation. The PC operating system cannot interfere with these time critical processes. All connections are supervised by a watchdog, and disconnection of any of the cables to the measurement server will automatically disarm the robot and disable all program-controlled robot movements. Furthermore, the measurement server is equipped with an expansion port which is reserved for future applications. Please note that this expansion port does not have a standardized pinout, and therefore only devices provided by SPEAG can be connected. Devices from any other supplier could seriously damage the measurement server.



Picture C.7 Server for DASY 4



Picture C.8 Server for DASY 5

C.4.4 Device Holder for Phantom

The SAR in the phantom is approximately inversely proportional to the square of the distance between the source and the liquid surface. For a source at 5mm distance, a positioning uncertainty of $\pm 0.5\text{mm}$ would produce a SAR uncertainty of $\pm 20\%$. Accurate device positioning is therefore crucial for accurate and repeatable measurements. The positions in which the devices must be measured are defined by the standards.

The DASY device holder is designed to cope with the different positions given in the standard. It has two scales for device rotation (with respect to the body axis) and device inclination (with respect to the line between the ear reference points). The rotation centers for both scales are the ear reference point (ERP). Thus the device needs no repositioning when changing the angles.

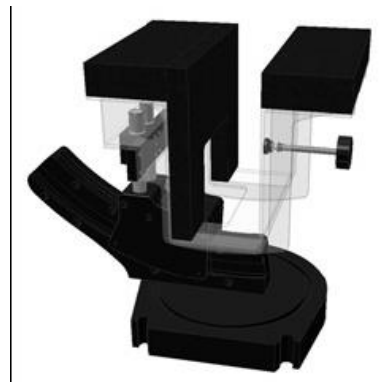
The DASY device holder is constructed of low-loss POM material having the following dielectric parameters: relative permittivity $\epsilon = 3$ and loss tangent $\delta = 0.02$. The amount of dielectric material has been reduced in the closest vicinity of the device, since measurements have suggested that the influence of the clamp on the test results could thus be lowered.

<Laptop Extension Kit>

The extension is lightweight and made of POM, acrylic glass and foam. It fits easily on the upper part of the Mounting Device in place of the phone positioner. The extension is fully compatible with the Twin-SAM and ELI phantoms.



Picture C.9-1: Device Holder



Picture C.9-2: Laptop Extension Kit

C.4.5 Phantom

The SAM Twin Phantom V4.0 is constructed of a fiberglass shell integrated in a table. The shape of the shell is based on data from an anatomical study designed to represent the 90th percentile of the population. The phantom enables the dissymmetric evaluation of SAR for both left and right handed handset usage, as well as body-worn usage using the flat phantom region. Reference markings on the Phantom allow the complete setup of all predefined phantom positions and measurement grids by manually teaching three points in the robot. The shell phantom has a 2mm shell thickness (except the ear region where shell thickness increases to 6 mm).

Shell Thickness: 2 ± 0.2 mm

Filling Volume: Approx. 25 liters

Dimensions: 810 x 1000 x 500 mm (H x L x W)

Available: Special

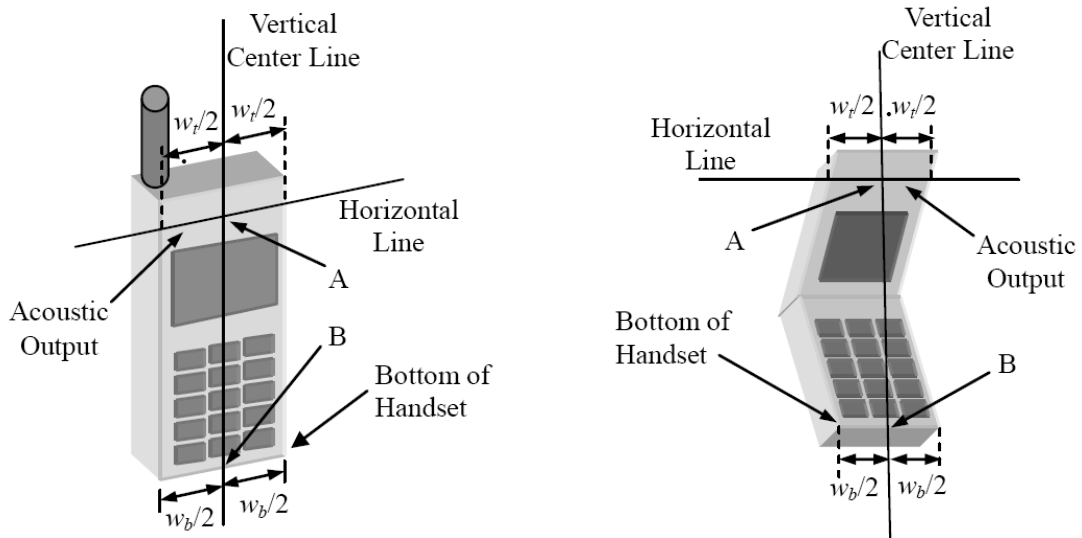


Picture C.10: SAM Twin Phantom

ANNEX D Position of the wireless device in relation to the phantom

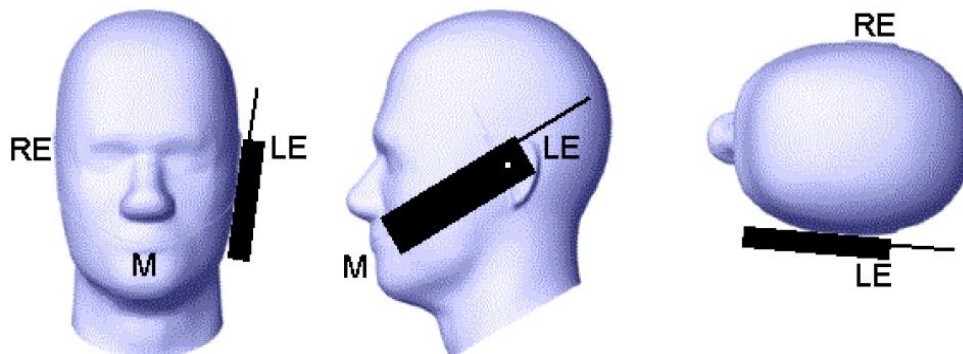
D.1 General considerations

This standard specifies two handset test positions against the head phantom – the “cheek” position and the “tilt” position.

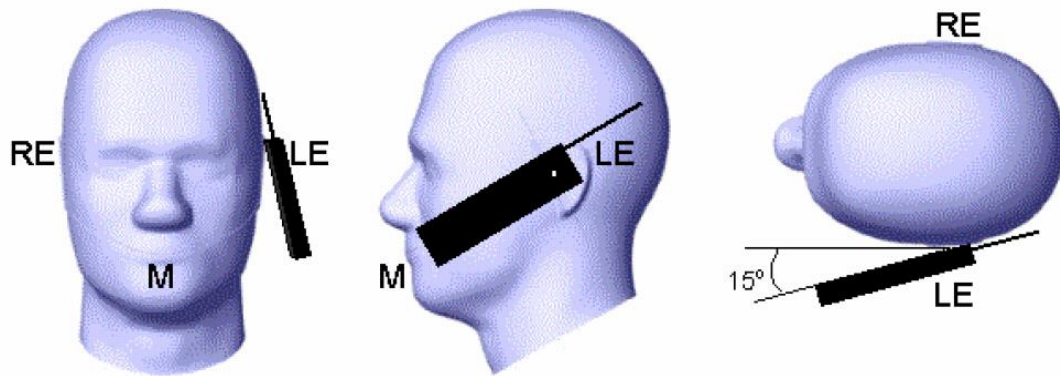


- w_t Width of the handset at the level of the acoustic
- w_b Width of the bottom of the handset
- A Midpoint of the width w_t of the handset at the level of the acoustic output
- B Midpoint of the width w_b of the bottom of the handset

Picture D.1-a Typical “fixed” case handset Picture D.1-b Typical “clam-shell” case handset



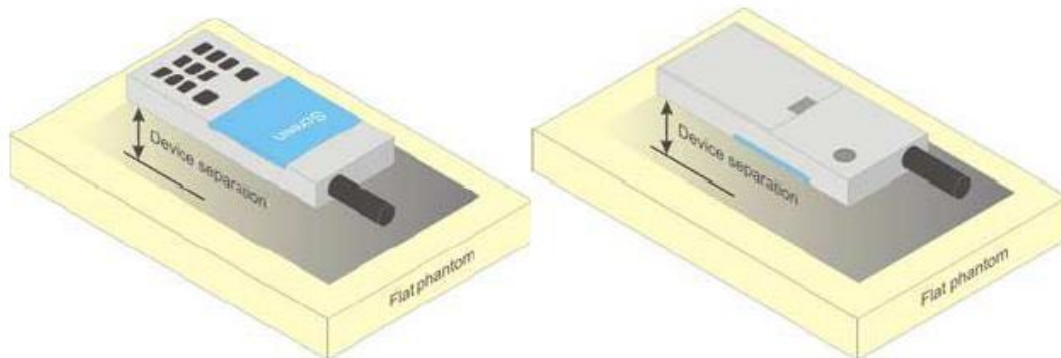
Picture D.2 Cheek position of the wireless device on the left side of SAM



Picture D.3 Tilt position of the wireless device on the left side of SAM

D.2 Body-worn device

A typical example of a body-worn device is a mobile phone, wireless enabled PDA or other battery operated wireless device with the ability to transmit while mounted on a person's body using a carry accessory approved by the wireless device manufacturer.




Picture D.4 Test positions for body-worn devices

D.3 Desktop device

A typical example of a desktop device is a wireless enabled desktop computer placed on a table or desk when used.

The DUT shall be positioned at the distance and in the orientation to the phantom that corresponds to the intended use as specified by the manufacturer in the user instructions. For devices that employ an external antenna with variable positions, tests shall be performed for all antenna positions specified. Picture 8.5 show positions for desktop device SAR tests. If the intended use is not specified, the device shall be tested directly against the flat phantom.



Picture D.5 Test positions for desktop devices

D.4 DUT Setup Photos



Picture D.6

ANNEX E Equivalent Media Recipes

The liquid used for the frequency range of 800-3000 MHz consisted of water, sugar, salt, preventol, glycol monobutyl and Cellulose. The liquid has been previously proven to be suited for worst-case. The Table E.1 shows the detail solution. It's satisfying the latest tissue dielectric parameters requirements proposed by the IEEE 1528 and IEC 62209.

TableE.1: Composition of the Tissue Equivalent Matter

Frequency (MHz)	835Head	835Body	1900 Head	1900 Body	2450 Head	2450 Body	5800 Head	5800 Body
Ingredients (% by weight)								
Water	41.45	52.5	55.242	69.91	58.79	72.60	65.53	65.53
Sugar	56.0	45.0	\	\	\	\	\	\
Salt	1.45	1.4	0.306	0.13	0.06	0.18	\	\
Preventol	0.1	0.1	\	\	\	\	\	\
Cellulose	1.0	1.0	\	\	\	\	\	\
Glycol Monobutyl	\	\	44.452	29.96	41.15	27.22	\	\
Diethylenglycol monohexylether	\	\	\	\	\	\	17.24	17.24
Triton X-100	\	\	\	\	\	\	17.24	17.24
Dielectric Parameters Target Value	$\epsilon=41.5$ $\sigma=0.90$	$\epsilon=55.2$ $\sigma=0.97$	$\epsilon=40.0$ $\sigma=1.40$	$\epsilon=53.3$ $\sigma=1.52$	$\epsilon=39.2$ $\sigma=1.80$	$\epsilon=52.7$ $\sigma=1.95$	$\epsilon=35.3$ $\sigma=5.27$	$\epsilon=48.2$ $\sigma=6.00$

Note: There are a little adjustment respectively for 750, 1750, 2600, 5200, 5300 and 5600 based on the recipe of closest frequency in table E.1.

ANNEX F System Validation

The SAR system must be validated against its performance specifications before it is deployed. When SAR probes, system components or software are changed, upgraded or recalibrated, these must be validated with the SAR system(s) that operates with such components.

Table F.1: System Validation for 7825

Probe SN.	Liquid name	Validation date	Frequency point	Status (OK or Not)
7825	H650-7000M	December 8,2023	750 MHz	OK
7825	H650-7000M	December 8,2023	900 MHz	OK
7825	H650-7000M	December 8,2023	1450 MHz	OK
7825	H650-7000M	December 8,2023	1750 MHz	OK
7825	H650-7000M	December 9,2023	1900 MHz	OK
7825	H650-7000M	December 9,2023	2100 MHz	OK
7825	H650-7000M	December 9,2023	2300 MHz	OK
7825	H650-7000M	December 10,2023	2450 MHz	OK
7825	H650-7000M	December 10,2023	2600 MHz	OK
7825	H650-7000M	December 11,2023	3500 MHz	OK
7825	H650-7000M	December 11,2023	3700 MHz	OK
7825	H650-7000M	December 11,2023	3900 MHz	OK
7825	H650-7000M	December 12,2023	5250 MHz	OK
7825	H650-7000M	December 12,2023	5600 MHz	OK
7825	H650-7000M	December 12,2023	5800 MHz	OK

ANNEX G Probe Calibration Certificate

Probe 7825 Calibration Certificate



Add: No.52 HuaYuanBei Road, Haidian District, Beijing, 100191, China
 Tel: +86-10-62304633-2117
 E-mail: emf@caict.ac.cn http://www.caict.ac.cn



中国认可
 国际互认
 校准
 CALIBRATION
 CNAS L0570

Client **CTTL**

Certificate No: **J23Z60393**

CALIBRATION CERTIFICATE

Object: **EX3DV4 - SN : 7825**

Calibration Procedure(s): **FF-Z11-004-02
 Calibration Procedures for Dosimetric E-field Probes**

Calibration date: **September 27, 2023**

This calibration Certificate documents the traceability to national standards, which realize the physical units of measurements(SI). The measurements and the uncertainties with confidence probability are given on the following pages and are part of the certificate.

All calibrations have been conducted in the closed laboratory facility: environment temperature(22±3)°C and humidity<70%.

Calibration Equipment used (M&TE critical for calibration)

Primary Standards	ID #	Cal Date(Calibrated by, Certificate No.)	Scheduled Calibration
Power Meter NRP2	101919	12-Jun-23(CTTL, No.J23X05435)	Jun-24
Power sensor NRP-Z91	101547	12-Jun-23(CTTL, No.J23X05435)	Jun-24
Power sensor NRP-Z91	101548	12-Jun-23(CTTL, No.J23X05435)	Jun-24
Reference 10dBAttenuator	18N50W-10dB	19-Jan-23(CTTL, No.J23X00212)	Jan-25
Reference 20dBAttenuator	18N50W-20dB	19-Jan-23(CTTL, No.J23X00211)	Jan-25
Reference Probe EX3DV4	SN 3846	31-May-23(SPEAG, No.EX-3846_May23)	May-24
DAE4	SN 1555	24-Aug-23(SPEAG, No.DAE4-1555_Aug23)	Aug-24
DAE4	SN 549	24-Jan-23(SPEAG, No.DAE4-549_Jan23)	Jan-24
DAE4	SN 1744	30-Aug-22(SPEAG, No.DAE4-1744_Aug22)	Aug-23
Secondary Standards	ID #	Cal Date(Calibrated by, Certificate No.)	Scheduled Calibration
SignalGenerator MG3700A	6201052605	12-Jun-23(CTTL, No.J23X05434)	Jun-24
Network Analyzer E5071C	MY46110673	10-Jan-23(CTTL, No.J23X00104)	Jan-24
Reference 10dBAttenuator	BT0520	11-May-23(CTTL, No.J23X04061)	May-25
Reference 20dBAttenuator	BT0267	11-May-23(CTTL, No.J23X04062)	May-25
OCP DAK-3.5	SN 1040	18-Jan-23(SPEAG, No.OCP-DAK3.5-1040_Jan23)	Jan-24

	Name	Function	Signature
Calibrated by:	Yu Zongying	SAR Test Engineer	
Reviewed by:	Lin Hao	SAR Test Engineer	
Approved by:	Qi Dianyuan	SAR Project Leader	

Issued: October 05, 2023

This calibration certificate shall not be reproduced except in full without written approval of the laboratory.



In Collaboration with

s p e a g
CALIBRATION LABORATORY



Add: No.52 HuaYuanBei Road, Haidian District, Beijing, 100191, China

Tel: +86-10-62304633-2117

E-mail: emf@caict.ac.cn

http://www.caict.ac.cn

Glossary:

TSL	tissue simulating liquid
NORM _{x,y,z}	sensitivity in free space
ConvF	sensitivity in TSL / NORM _{x,y,z}
DCP	diode compression point
CF	crest factor (1/duty_cycle) of the RF signal
A,B,C,D	modulation dependent linearization parameters
Polarization Φ	Φ rotation around probe axis
Polarization θ	θ rotation around an axis that is in the plane normal to probe axis (at measurement center), i $\theta=0$ is normal to probe axis

Connector Angle information used in DASY system to align probe sensor X to the robot coordinate system

Calibration is Performed According to the Following Standards:

- IEEE Std 1528-2013, "IEEE Recommended Practice for Determining the Peak Spatial-Averaged Specific Absorption Rate (SAR) in the Human Head from Wireless Communications Devices: Measurement Techniques", June 2013
- IEC 62209-1, "Measurement procedure for the assessment of Specific Absorption Rate (SAR) from hand-held and body-mounted devices used next to the ear (frequency range of 300 MHz to 6 GHz)", July 2016
- IEC 62209-2, "Procedure to determine the Specific Absorption Rate (SAR) for wireless communication devices used in close proximity to the human body (frequency range of 30 MHz to 6 GHz)", March 2010
- KDB 865664, "SAR Measurement Requirements for 100 MHz to 6 GHz"

Methods Applied and Interpretation of Parameters:

- NORM_{x,y,z}**: Assessed for E-field polarization $\theta=0$ ($f \leq 900$ MHz in TEM-cell; $f > 1800$ MHz: waveguide). NORM_{x,y,z} are only intermediate values, i.e., the uncertainties of NORM_{x,y,z} does not effect the E^2 -field uncertainty inside TSL (see below ConvF).
- NORM(f)_{x,y,z} = NORM_{x,y,z} * frequency_response** (see Frequency Response Chart). This linearization is implemented in DASY4 software versions later than 4.2. The uncertainty of the frequency response is included in the stated uncertainty of ConvF.
- DCP_{x,y,z}**: DCP are numerical linearization parameters assessed based on the data of power sweep (no uncertainty required). DCP does not depend on frequency nor media.
- PAR**: PAR is the Peak to Average Ratio that is not calibrated but determined based on the signal characteristics.
- A_{x,y,z}; B_{x,y,z}; C_{x,y,z}; VR_{x,y,z}; A,B,C** are numerical linearization parameters assessed based on the data of power sweep for specific modulation signal. The parameters do not depend on frequency nor media. VR is the maximum calibration range expressed in RMS voltage across the diode.
- ConvF and Boundary Effect Parameters**: Assessed in flat phantom using E-field (or Temperature Transfer Standard for $f \leq 800$ MHz) and inside waveguide using analytical field distributions based on power measurements for $f > 800$ MHz. The same setups are used for assessment of the parameters applied for boundary compensation (alpha, depth) of which typical uncertainty valued are given. These parameters are used in DASY4 software to improve probe accuracy close to the boundary. The sensitivity in TSL corresponds to NORM_{x,y,z} * ConvF whereby the uncertainty corresponds to that given for ConvF. A frequency dependent ConvF is used in DASY version 4.4 and higher which allows extending the validity from ± 50 MHz to ± 100 MHz.
- Spherical isotropy (3D deviation from isotropy)**: in a field of low gradients realized using a flat phantom exposed by a patch antenna.
- Sensor Offset**: The sensor offset corresponds to the offset of virtual measurement center from the probe tip (on probe axis). No tolerance required.
- Connector Angle**: The angle is assessed using the information gained by determining the NORM_x (no uncertainty required).

DASY/EASY – Parameters of Probe: EX3DV4 – SN: 7825

Basic Calibration Parameters

	Sensor X	Sensor Y	Sensor Z	Unc (k=2)
Norm($\mu\text{V}/(\text{V}/\text{m})^2$) ^A	0.69	0.66	0.69	±10.0%
DCP(mV) ^B	109.7	112.0	114.9	

Calibration Results for Modulation Response

UID	Communication System Name		A dB	B dB $\sqrt{\mu\text{V}}$	C	D dB	VR mV	Max Dev.	Max Unc ^E (k=2)
0	CW	X	0.0	0.0	1.0	0.00	223.6	±2.3%	±4.7%
		Y	0.0	0.0	1.0		221.4		
		Z	0.0	0.0	1.0		226.6		
10352-AAA	Pulse Waveform (200Hz, 10%)	X	1.74	61.65	7.38	10.00	60	±2.9%	±9.6%
		Y	1.71	61.52	7.34		60		
		Z	1.87	62.56	8.26		60		
10353-AAA	Pulse Waveform (200Hz, 20%)	X	0.81	60.00	5.43	6.99	80	±2.0%	±9.6%
		Y	0.82	60.00	5.49		80		
		Z	0.97	60.49	6.25		80		
10354-AAA	Pulse Waveform (200Hz, 40%)	X	22.00	76.00	9.00	3.98	95	±1.8%	±9.6%
		Y	24.00	76.00	9.00		95		
		Z	2.00	66.00	7.00		95		
10355-AAA	Pulse Waveform (200Hz, 60%)	X	0.25	60.00	3.68	2.22	120	±1.3%	±9.6%
		Y	0.25	60.00	3.82		120		
		Z	0.35	60.00	4.72		120		
10387-AAA	QPSK Waveform, 1 MHz	X	0.47	60.00	7.93	1.00	150	±2.5%	±9.6%
		Y	0.50	60.00	8.08		150		
		Z	0.55	60.00	7.56		150		
10388-AAA	QPSK Waveform, 10 MHz	X	0.88	60.00	8.07	0.00	150	±1.2%	±9.6%
		Y	0.96	60.18	8.64		150		
		Z	0.96	60.00	7.83		150		
10396-AAA	64-QAM Waveform, 100 kHz	X	1.63	61.61	13.03	3.01	150	±1.3%	±9.6%
		Y	1.66	61.81	13.19		150		
		Z	1.71	61.12	12.00		150		
10414-AAA	WLAN CCDF, 64-QAM, 40MHz	X	3.26	64.04	12.86	0.00	150	±3.3%	±9.6%
		Y	3.44	64.23	13.20		150		
		Z	3.24	63.32	12.10		150		

Note: For details on UID parameters see Appendix

The reported uncertainty of measurement is stated as the standard uncertainty of Measurement multiplied by the coverage factor $k=2$, which for a normal distribution Corresponds to a coverage probability of approximately 95%.

^A The uncertainties of Norm X, Y, Z do not affect the E²-field uncertainty inside TSL (see Page 5).

^B Numerical linearization parameter: uncertainty not required.

^E Uncertainty is determined using the max. deviation from linear response applying rectangular distribution and is expressed for the square of the field value.

DASY/EASY – Parameters of Probe: EX3DV4 – SN: 7825

Sensor Model Parameters

	C1 fF	C2 fF	α V ⁻¹	T1 ms.V ⁻²	T2 ms.V ⁻¹	T3 ms	T4 V ⁻²	T5 V ⁻¹	T6
X	6.35	46.30	32.55	0.92	0.00	4.90	0.27	0.00	1.01
Y	7.56	54.73	32.26	1.34	0.00	4.90	0.36	0.00	1.01
Z	6.62	47.62	31.25	4.39	0.00	4.90	0.48	0.00	1.01

Other Probe Parameters

Sensor Arrangement	Triangular
Connector Angle (°)	101.7
Mechanical Surface Detection Mode	enabled
Optical Surface Detection Mode	disable
Probe Overall Length	337mm
Probe Body Diameter	10mm
Tip Length	9mm
Tip Diameter	2.5mm
Probe Tip to Sensor X Calibration Point	1mm
Probe Tip to Sensor Y Calibration Point	1mm
Probe Tip to Sensor Z Calibration Point	1mm
Recommended Measurement Distance from Surface	1.4mm