



No. I23Z70127-SEM01

For

Samsung Electronics Co., Ltd.

Multi-band GSM/WCDMA/LTE Phone with Bluetooth, WLAN

Model Name: SM-A055M/DS,SM-A055M

with

Hardware Version: V1.0

Software Version: A055M.001

FCC ID: ZCASMA055M

Note:

The test results in this test report relate only to the devices specified in this report. This report shall not be reproduced except in full without the written approval of CTTL.

The report must not be used by the client to claim product certification, approval, or endorsement by NVLAP, NIST, or any agency of the U.S. Government.

Test Laboratory:

CTTL, Telecommunication Technology Labs, CAICT


No. 52, Huayuan North Road, Haidian District, Beijing, P. R. China 100191.

Tel:+86(0)10-62304633-2512, Fax:+86(0)10-62304633-2504


Email: ctl_terminals@caict.ac.cn, website: www.caict.ac.cn




Picture 1: Constituents of the sample




Picture 2: Left Head Touch Cheek Position



Picture 3: Left Head Tilt 15° Position



Picture 4: Right Head Touch Cheek Position




Picture 5: Right Head Tilt 15° Position

Test positions for body:


The Body SAR is tested at the following test positions all with the distance =10/13/14/16/17mm between the EUT and the phantom bottom:




Picture 6: Front 10mm



Picture 7: Rear 10mm



Picture 8: Left 10mm




Picture 9: Right 10mm




Picture 10: Top 10mm



Picture 11: Bottom 10mm



Picture 12: Rear 13mm



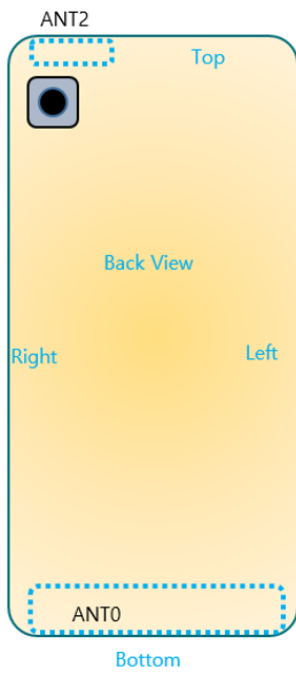
Picture 13: Rear 17mm



Picture 14: Bottom 14mm



Picture 15: Top 16mm



TX antenna	Band
	GSM 850/900/1800/1900
ANT0	WCDMA B1/2/4/5/8
	LTE B1/2/3/4/5/7/8/12/13/17/26/28/66/38/40/41
ANT2	WIFI 2.4G/5G, BT

The distance from the TX antenna to each side of the phone						
distance (mm)	Front Side	Back Side	Top Side	Bottom Side	Left Side	Right Side
ANT0	1.83	1.3	153.34	0.88	1.67	1.64
ANT2	1.72	1.82	1.61	160.51	43.76	1.54

Picture 16: Antenna Locations