



The Photos of SAR test

No. I21Z70475-SEM01

For

Samsung Electronics Co., Ltd.

Multi-band GSM/WCDMA/LTE phone with Bluetooth, WLAN

Model Name: SM-A037U

with

Hardware Version: REV1.0

Software Version: A037U.001

FCC ID: ZCASMA037U

Note:

The test results in this test report relate only to the devices specified in this report. This report shall not be reproduced except in full without the written approval of CTTL.

Test Laboratory:

CTTL, Telecommunication Technology Labs, CAICT

No. 51, Xueyuan Road, Haidian District, Beijing, P. R. China 100191.

Tel: +86(0)10-62304633-2512, Fax: +86(0)10-62304633-2504

Email: ctl_terminals@caict.ac.cn, website: www.caict.ac.cn




Picture 1: Constituents of the sample




Picture 2: Left Head Touch Cheek Position



Picture 3: Left Head Tilt 15° Position



Picture 4: Right Head Touch Cheek Position




Picture 5: Right Head Tilt 15° Position

Test positions for body:

The Body SAR is tested at the following 8 test positions all with the distance =20/15/13/10/5/3/0mm between the EUT and the phantom bottom:




Picture 6: Front 15mm




Picture 7: Front 13mm




Picture 8: Front 10mm




Picture 9: Front 3mm




Picture 10: Front 0mm




Picture 11: Rear 20mm




Picture 12: Rear 15mm



Picture 13: Rear 10mm



Picture 14: Rear 5mm




Picture 15: Rear 0mm




Picture 16: Left 10mm




Picture 17: Right 10mm




Picture 18: Bottom 10mm




Picture 19: Bottom 5mm




Picture 20: Bottom 0mm




Picture 21: Top 15mm



Picture 22: Top 10mm



Picture 23: Top 5mm



Picture 24: Top 0mm

Transmit Antenna Separation Distances

