

	140(5700MHz)	1 GHz ~ 3 GHz	---	P
		3 GHz ~ 7 GHz	---	P
		7 GHz ~ 18 GHz	---	P
	144(5720MHz)	1 GHz ~ 3 GHz	---	P
		3 GHz ~ 7 GHz	---	P
		7 GHz ~ 18 GHz	---	P

**802.11ac-HT40 mode**

Mode	Channel	Frequency Range	Test Results	Conclusion
802.11ac HT40	38(5190MHz)	30 MHz ~1 GHz	---	P
		1 GHz ~ 3 GHz	---	P
		3 GHz ~ 7 GHz	---	P
		7 GHz ~ 18 GHz	---	P
		18 GHz ~ 26.5 GHz	---	P
		26.5 GHz ~ 40 GHz	---	P
	46(5230MHz)	1 GHz ~ 3 GHz	---	P
		3 GHz ~ 7 GHz	---	P
		7 GHz ~ 18 GHz	---	P
	54(5270MHz)	9kHz ~30 MHz	---	P
		30 MHz ~1 GHz	---	P
		1 GHz ~ 3 GHz	---	P
		3 GHz ~ 7 GHz	---	P
		7 GHz ~ 18 GHz	---	P
		18 GHz ~ 26.5 GHz	---	P
	62(5310MHz)	26.5 GHz ~ 40 GHz	---	P
		1 GHz ~ 3 GHz	---	P
		3 GHz ~ 7 GHz	---	P
	102(5510MHz)	7 GHz ~ 18 GHz	---	P
		18 GHz ~ 26.5 GHz	---	P
		26.5 GHz ~ 40 GHz	---	P
		9kHz ~30 MHz	---	P
		30 MHz ~1 GHz	---	P
		1 GHz ~ 3 GHz	---	P
		3 GHz ~ 7 GHz	---	P
	118(5590MHz)	7 GHz ~ 18 GHz	---	P
		1 GHz ~ 3 GHz	---	P
		3 GHz ~ 7 GHz	---	P
	134(5670MHz)	7 GHz ~ 18 GHz	---	P
		1 GHz ~ 3 GHz	---	P
		3 GHz ~ 7 GHz	---	P
	142(5710MHz)	1 GHz ~ 3 GHz	---	P

		3 GHz ~ 7 GHz	---	P
		7 GHz ~ 18 GHz	---	P

**802.11ac-HT80 mode**

Mode	Channel	Frequency Range	Test Results	Conclusion
802.11ac – HT80	42(5210MHz)	1 GHz ~ 3 GHz	---	P
		3 GHz ~ 7 GHz	---	P
		7 GHz ~ 18 GHz	---	P
	58(5290MHz)	9kHz ~30 MHz	---	P
		30 MHz ~1 GHz	---	P
		1 GHz ~ 3 GHz	---	P
		3 GHz ~ 7 GHz	---	P
		7 GHz ~ 18 GHz	---	P
		18 GHz ~ 26.5 GHz	---	P
		26.5 GHz ~ 40 GHz	---	P
	106(5530MHz)	1 GHz ~ 3 GHz	---	P
		3 GHz ~ 7 GHz	---	P
		7 GHz ~ 18 GHz	---	P
	122(5610MHz)	1 GHz ~ 3 GHz	---	P
		3 GHz ~ 7 GHz	---	P
		7 GHz ~ 18 GHz	---	P
	138(5690MHz)	1 GHz ~ 3 GHz	---	P
		3 GHz ~ 7 GHz	---	P
		7 GHz ~ 18 GHz	---	P

**Conclusion: PASS**

**Note:**

A "reference path loss" is established and the  $A_{Rpl}$  is the attenuation of "reference path loss", and including the gain of receive antenna, the gain of the preamplifier, the cable loss.

$P_{Mea}$  is the field strength recorded from the instrument.

The measurement results are obtained as described below:

$$\text{Result} = P_{Mea} + A_{Rpl} = P_{Mea} + \text{Cable Loss} + \text{Antenna Factor}$$

**AVERAGE Results:**
**802.11a**

## Channel 36

Frequency (MHz)	Measurement Result (dBuV/m)	Cable Loss (dB)	Antenna Factor (dB/m)	Receiver Reading (dBuV)	Limit (dBuV/m)	Margin (dB)	Antenna Pol. (H/V)
17985.2	45.31	-25.5	46.66	24.15	54	8.69	V
17997.2	45.15	-25.5	46.66	23.99	54	8.85	H
14486	38.3	-28.59	42.46	24.43	54	15.7	V
14498.7	38.3	-28.59	42.46	24.43	54	15.7	V
5149.7	37.07	-27.61	33.67	31.01	54	16.93	H
5149.9	37.02	-27.61	33.67	30.96	54	16.98	H

## Channel 40

Frequency (MHz)	Measurement Result (dBuV/m)	Cable Loss (dB)	Antenna Factor (dB/m)	Receiver Reading (dBuV)	Limit (dBuV/m)	Margin (dB)	Antenna Pol. (H/V)
17968.1	40.95	-25.5	46.66	19.79	54	13.05	H
17992.3	40.89	-25.5	46.66	19.73	54	13.11	H
14482.8	35.93	-28.59	42.46	22.06	54	18.07	V
14497.6	35.93	-28.59	42.46	22.06	54	18.07	H
11830.7	32.89	-31.85	39.05	25.69	54	21.11	H
11821.9	32.83	-31.85	39.05	25.63	54	21.17	H

## Channel 48

Frequency (MHz)	Measurement Result (dBuV/m)	Cable Loss (dB)	Antenna Factor (dB/m)	Receiver Reading (dBuV)	Limit (dBuV/m)	Margin (dB)	Antenna Pol. (H/V)
17994.5	45.14	-25.5	46.66	23.98	54	8.86	V
17994	45.12	-25.5	46.66	23.96	54	8.88	H
14470.6	38.33	-28.59	42.46	24.46	54	15.67	H
14485.5	38.18	-28.59	42.46	24.31	54	15.82	V
11824.6	33.39	-31.85	39.05	26.19	54	20.61	V
11837.3	33.38	-31.85	39.05	26.18	54	20.62	V

## Channel 52

Frequency (MHz)	Measurement Result (dBuV/m)	Cable Loss (dB)	Antenna Factor (dB/m)	Receiver Reading (dBuV)	Limit (dBuV/m)	Margin (dB)	Antenna Pol. (H/V)
17975.2	45.08	-25.5	46.66	23.92	54	8.92	V
17996.2	45.03	-25.5	46.66	23.87	54	8.97	H
14487.7	38.22	-28.59	42.46	24.35	54	15.78	H
14484.4	38.12	-28.59	42.46	24.25	54	15.88	H
11820.2	33.04	-31.85	39.05	25.84	54	20.96	V
11821.3	32.92	-31.85	39.05	25.72	54	21.08	V

## Channel 56

Frequency (MHz)	Measurement Result (dBuV/m)	Cable Loss (dB)	Antenna Factor (dB/m)	Receiver Reading (dBuV)	Limit (dBuV/m)	Margin (dB)	Antenna Pol. (H/V)
17992.8	45.5	-25.5	46.66	24.34	54	8.5	H
17980.8	45.3	-25.5	46.66	24.14	54	8.7	H
14478.4	38.37	-28.59	42.46	24.5	54	15.63	H
14498.7	38.35	-28.59	42.46	24.48	54	15.65	H
11935.7	33.35	-31.48	39.09	25.74	54	20.65	H
11810.9	33.33	-31.85	39.05	26.13	54	20.67	H

## Channel 64

Frequency (MHz)	Measurement Result (dBuV/m)	Cable Loss (dB)	Antenna Factor (dB/m)	Receiver Reading (dBuV)	Limit (dBuV/m)	Margin (dB)	Antenna Pol. (H/V)
17985.2	45.25	-25.5	46.66	24.09	54	8.75	H
17978	45.17	-25.5	46.66	24.01	54	8.83	H
14490.5	38.55	-28.59	42.46	24.68	54	15.45	H
14480	38.15	-28.59	42.46	24.28	54	15.85	V
5350.2	39.85	-27.43	34.01	33.27	54	14.15	H
5350.6	39.77	-27.43	34.01	33.19	54	14.23	H

## Channel 100

Frequency (MHz)	Measurement Result (dBuV/m)	Cable Loss (dB)	Antenna Factor (dB/m)	Receiver Reading (dBuV)	Limit (dBuV/m)	Margin (dB)	Antenna Pol. (H/V)
17982.4	45.18	-25.5	46.66	24.02	54	8.82	H
17996.2	45.09	-25.5	46.66	23.93	54	8.91	V
14489.4	38.35	-28.59	42.46	24.48	54	15.65	V
14493.2	38.34	-28.59	42.46	24.47	54	15.66	H
5459.4	35.02	-27.18	34.17	28.03	54	18.98	H
5458.9	34.96	-27.18	34.17	27.97	54	19.04	H

## Channel 120

Frequency (MHz)	Measurement Result (dBuV/m)	Cable Loss (dB)	Antenna Factor (dB/m)	Receiver Reading (dBuV)	Limit (dBuV/m)	Margin (dB)	Antenna Pol. (H/V)
17980.2	45.21	-25.5	46.66	24.05	54	8.79	H
17996.7	45.21	-25.5	46.66	24.05	54	8.79	V
14486.6	38.59	-28.59	42.46	24.72	54	15.41	V
14498.7	38.26	-28.59	42.46	24.39	54	15.74	V
11910.4	33.55	-31.85	39.05	26.35	54	20.45	V
11995.7	33.45	-31.48	39.09	25.84	54	20.55	V

## Channel 140

Frequency (MHz)	Measurement Result (dBuV/m)	Cable Loss (dB)	Antenna Factor (dB/m)	Receiver Reading (dBuV)	Limit (dBuV/m)	Margin (dB)	Antenna Pol. (H/V)
17992.8	56.71	-25.5	46.66	35.55	74	17.29	H
17986.8	56.65	-25.5	46.66	35.49	74	17.35	V
14365	51.08	-28.42	42.34	37.16	68.3	17.22	V
14628.5	51.01	-27.29	41.9	36.4	68.3	17.29	H
5726.9	61.55	-27.07	34.31	54.31	68.3	6.75	H
5727.9	61.06	-27.07	34.31	53.82	68.3	7.24	H

**Channel 144**

Frequency (MHz)	Measurement Result (dBuV/m)	Cable Loss (dB)	Antenna Factor (dB/m)	Receiver Reading (dBuV)	Limit (dBuV/m)	Margin (dB)	Antenna Pol. (H/V)
17996.7	45.22	-25.5	46.66	24.06	54	8.78	H
17992.3	45.09	-25.5	46.66	23.93	54	8.91	H
14499.8	38.53	-28.59	42.46	24.66	54	15.47	V
14490.5	38.51	-28.59	42.46	24.64	54	15.49	H
11825.2	33.53	-31.85	39.05	26.33	54	20.47	V
11900.5	33.48	-31.85	39.05	26.28	54	20.52	V

**802.11n-HT20**
**Channel 36**

Frequency (MHz)	Measurement Result (dBuV/m)	Cable Loss (dB)	Antenna Factor (dB/m)	Receiver Reading (dBuV)	Limit (dBuV/m)	Margin (dB)	Antenna Pol. (H/V)
17995	45.13	-25.5	46.66	23.97	54	8.87	H
17994	45.01	-25.5	46.66	23.85	54	8.99	V
14497	38.54	-28.59	42.46	24.67	54	15.46	V
14488.8	38.19	-28.59	42.46	24.32	54	15.81	V
5149.7	41.28	-27.61	33.67	35.22	54	12.72	H
5149.8	41.1	-27.61	33.67	35.04	54	12.9	H

**Channel 40**

Frequency (MHz)	Measurement Result (dBuV/m)	Cable Loss (dB)	Antenna Factor (dB/m)	Receiver Reading (dBuV)	Limit (dBuV/m)	Margin (dB)	Antenna Pol. (H/V)
17994	40.8	-25.5	46.66	19.64	54	13.2	H
17997.2	40.8	-25.5	46.66	19.64	54	13.2	V
14480	36.16	-28.59	42.46	22.29	54	17.84	H
14488.8	36.06	-28.59	42.46	22.19	54	17.94	H
11814.7	32.89	-31.85	39.05	25.69	54	21.11	H
11829	32.79	-31.85	39.05	25.59	54	21.21	H

## Channel 48

Frequency (MHz)	Measurement Result (dBuV/m)	Cable Loss (dB)	Antenna Factor (dB/m)	Receiver Reading (dBuV)	Limit (dBuV/m)	Margin (dB)	Antenna Pol. (H/V)
17994	45.38	-25.5	46.66	24.22	54	8.62	H
17976.3	45.11	-25.5	46.66	23.95	54	8.89	V
14485.5	38.16	-28.59	42.46	24.29	54	15.84	V
14499.8	38.07	-28.59	42.46	24.2	54	15.93	V
11816.9	33.44	-31.85	39.05	26.24	54	20.56	V
11820.2	33.24	-31.85	39.05	26.04	54	20.76	H

## Channel 52

Frequency (MHz)	Measurement Result (dBuV/m)	Cable Loss (dB)	Antenna Factor (dB/m)	Receiver Reading (dBuV)	Limit (dBuV/m)	Margin (dB)	Antenna Pol. (H/V)
17998.9	45.15	-25.5	46.66	23.99	54	8.85	H
17987.3	45.11	-25.5	46.66	23.95	54	8.89	V
14487.7	38.13	-28.59	42.46	24.26	54	15.87	H
14480.5	37.97	-28.59	42.46	24.1	54	16.03	H
11817.5	33.13	-31.85	39.05	25.93	54	20.87	V
11829	32.95	-31.85	39.05	25.75	54	21.05	H

## Channel 56

Frequency (MHz)	Measurement Result (dBuV/m)	Cable Loss (dB)	Antenna Factor (dB/m)	Receiver Reading (dBuV)	Limit (dBuV/m)	Margin (dB)	Antenna Pol. (H/V)
17983.5	45.22	-25.5	46.66	24.06	54	8.78	V
17985.7	45.14	-25.5	46.66	23.98	54	8.86	H
14496.5	38.35	-28.59	42.46	24.48	54	15.65	H
14491.5	38.3	-28.59	42.46	24.43	54	15.7	V
11811.4	33.45	-31.85	39.05	26.25	54	20.55	V
11917	33.36	-31.48	39.09	25.75	54	20.64	V

## Channel 64

Frequency (MHz)	Measurement Result (dBuV/m)	Cable Loss (dB)	Antenna Factor (dB/m)	Receiver Reading (dBuV)	Limit (dBuV/m)	Margin (dB)	Antenna Pol. (H/V)
17996.2	45.81	-25.5	46.66	24.65	54	8.19	H
17989.5	45.36	-25.5	46.66	24.2	54	8.64	H
14490.5	38.34	-28.59	42.46	24.47	54	15.66	H
14492.1	38.3	-28.59	42.46	24.43	54	15.7	V
5350.1	43.4	-27.43	34.01	36.82	54	10.6	H
5350	43.3	-27.43	34.01	36.72	54	10.7	H

## Channel 100

Frequency (MHz)	Measurement Result (dBuV/m)	Cable Loss (dB)	Antenna Factor (dB/m)	Receiver Reading (dBuV)	Limit (dBuV/m)	Margin (dB)	Antenna Pol. (H/V)
17996.2	45.31	-25.5	46.66	24.15	54	8.69	H
17996.7	45.21	-25.5	46.66	24.05	54	8.79	V
14483.9	38.47	-28.59	42.46	24.6	54	15.53	V
14471.2	38.37	-28.59	42.46	24.5	54	15.63	V
5459.9	38.61	-27.18	34.17	31.62	54	15.39	H
5459	38.52	-27.18	34.17	31.53	54	15.48	H

## Channel 120

Frequency (MHz)	Measurement Result (dBuV/m)	Cable Loss (dB)	Antenna Factor (dB/m)	Receiver Reading (dBuV)	Limit (dBuV/m)	Margin (dB)	Antenna Pol. (H/V)
17991.2	45.3	-25.5	46.66	24.14	54	8.7	V
17973	45.26	-25.5	46.66	24.1	54	8.74	H
14487.7	38.49	-28.59	42.46	24.62	54	15.51	V
14494.3	38.41	-28.59	42.46	24.54	54	15.59	V
11831.2	33.51	-31.85	39.05	26.31	54	20.49	H
11835.6	33.49	-31.85	39.05	26.29	54	20.51	H

## Channel 140

Frequency	Measurement	Cable	Antenna	Receiver	Limit	Margin	Antenna
-----------	-------------	-------	---------	----------	-------	--------	---------



(MHz)	Result (dBuV/m)	Loss (dB)	Factor (dB/m)	Reading (dBuV)	(dBuV/m)	(dB)	Pol. (H/V)
17995	56.88	-25.5	46.66	35.72	74	17.12	H
17929.6	56.62	-25.5	46.66	35.46	74	17.38	V
14691.8	51.24	-28.32	41.35	38.22	68.3	17.06	V
14580.6	50.85	-27.29	41.9	36.24	68.3	17.45	H
5725.3	63.21	-27.07	34.31	55.97	68.3	5.09	H
5725.2	62.99	-27.07	34.31	55.75	68.3	5.31	H

**Channel 144**

Frequency (MHz)	Measurement Result (dBuV/m)	Cable Loss (dB)	Antenna Factor (dB/m)	Receiver Reading (dBuV)	Limit (dBuV/m)	Margin (dB)	Antenna Pol. (H/V)
17996.2	45.41	-25.5	46.66	24.25	54	8.59	H
17985.2	45.35	-25.5	46.66	24.19	54	8.65	V
14482.8	38.38	-28.59	42.46	24.51	54	15.62	V
14494.9	38.24	-28.59	42.46	24.37	54	15.76	V
11915.4	33.73	-31.48	39.09	26.12	54	20.27	H
11830.1	33.54	-31.85	39.05	26.34	54	20.46	H

**802.11n-HT40**
**Channel 38**

Frequency (MHz)	Measurement Result (dBuV/m)	Cable Loss (dB)	Antenna Factor (dB/m)	Receiver Reading (dBuV)	Limit (dBuV/m)	Margin (dB)	Antenna Pol. (H/V)
17980.2	45.04	-25.5	46.66	23.88	54	8.96	V
17995.6	45.02	-25.5	46.66	23.86	54	8.98	H
14499.2	38.33	-28.59	42.46	24.46	54	15.67	V
14496	38.24	-28.59	42.46	24.37	54	15.76	H
5150	47.57	-27.61	33.67	41.51	54	6.43	H
5149.6	47.55	-27.61	33.67	41.49	54	6.45	H

## Channel 46

Frequency (MHz)	Measurement Result (dBuV/m)	Cable Loss (dB)	Antenna Factor (dB/m)	Receiver Reading (dBuV)	Limit (dBuV/m)	Margin (dB)	Antenna Pol. (H/V)
17983.5	45.16	-25.5	46.66	24	54	8.84	V
17976.3	44.87	-25.5	46.66	23.71	54	9.13	H
14499.8	38.02	-28.59	42.46	24.15	54	15.98	H
14491	38.01	-28.59	42.46	24.14	54	15.99	V
11834	32.69	-31.85	39.05	25.49	54	21.31	H
11822.4	32.61	-31.85	39.05	25.41	54	21.39	H

## Channel 54

Frequency (MHz)	Measurement Result (dBuV/m)	Cable Loss (dB)	Antenna Factor (dB/m)	Receiver Reading (dBuV)	Limit (dBuV/m)	Margin (dB)	Antenna Pol. (H/V)
17991.2	45.37	-25.5	46.66	24.21	54	8.63	V
17996.7	45.33	-25.5	46.66	24.17	54	8.67	H
14488.2	38.2	-28.59	42.46	24.33	54	15.8	H
14491.5	38.05	-28.59	42.46	24.18	54	15.95	V
11828.5	33.48	-31.85	39.05	26.28	54	20.52	V
11920.9	33.36	-31.48	39.09	25.75	54	20.64	V

## Channel 62

Frequency (MHz)	Measurement Result (dBuV/m)	Cable Loss (dB)	Antenna Factor (dB/m)	Receiver Reading (dBuV)	Limit (dBuV/m)	Margin (dB)	Antenna Pol. (H/V)
17992.8	45.25	-25.5	46.66	24.09	54	8.75	H
17974.2	45.16	-25.5	46.66	24	54	8.84	H
14497.6	38.15	-28.59	42.46	24.28	54	15.85	V
14476.1	38.12	-28.59	42.46	24.25	54	15.88	V
5351.1	43.4	-27.43	34.01	36.82	54	10.6	H
5350.2	43.37	-27.43	34.01	36.79	54	10.63	H

## Channel 102

Frequency (MHz)	Measurement Result (dBuV/m)	Cable Loss (dB)	Antenna Factor (dB/m)	Receiver Reading (dBuV)	Limit (dBuV/m)	Margin (dB)	Antenna Pol. (H/V)
17997.8	45.45	-25.5	46.66	24.29	54	8.55	H
17990.1	45.35	-25.5	46.66	24.19	54	8.65	V
14497	38.46	-28.59	42.46	24.59	54	15.54	V
14489.9	38.44	-28.59	42.46	24.57	54	15.56	H
5459.7	41.27	-27.18	34.17	34.28	54	12.73	H
5460	41.25	-27.18	34.17	34.26	54	12.75	H

## Channel 118

Frequency (MHz)	Measurement Result (dBuV/m)	Cable Loss (dB)	Antenna Factor (dB/m)	Receiver Reading (dBuV)	Limit (dBuV/m)	Margin (dB)	Antenna Pol. (H/V)
17986.8	45.14	-25.5	46.66	23.98	54	8.86	V
17975.8	45.13	-25.5	46.66	23.97	54	8.87	H
14496.5	38.47	-28.59	42.46	24.6	54	15.53	H
14492.1	38.32	-28.59	42.46	24.45	54	15.68	V
11848.8	33.76	-31.85	39.05	26.56	54	20.24	H
11815.8	33.42	-31.85	39.05	26.22	54	20.58	V

## Channel 134

Frequency (MHz)	Measurement Result (dBuV/m)	Cable Loss (dB)	Antenna Factor (dB/m)	Receiver Reading (dBuV)	Limit (dBuV/m)	Margin (dB)	Antenna Pol. (H/V)
17997.2	45.26	-25.5	46.66	24.1	54	8.74	V
17992.3	45.24	-25.5	46.66	24.08	54	8.76	H
14494.3	38.36	-28.59	42.46	24.49	54	15.64	V
14478.4	38.32	-28.59	42.46	24.45	54	15.68	H
11825.2	33.59	-31.85	39.05	26.39	54	20.41	H
11831.8	33.52	-31.85	39.05	26.32	54	20.48	V

## Channel 142

Frequency (MHz)	Measurement Result (dBuV/m)	Cable Loss (dB)	Antenna Factor (dB/m)	Receiver Reading (dBuV)	Limit (dBuV/m)	Margin (dB)	Antenna Pol. (H/V)
17984.6	45.2	-25.5	46.66	24.04	54	8.8	V
17997.2	45.2	-25.5	46.66	24.04	54	8.8	V
14472.9	38.5	-28.59	42.46	24.63	54	15.5	H
14489.4	38.4	-28.59	42.46	24.53	54	15.6	V
11849.4	33.67	-31.85	39.05	26.47	54	20.33	V
11825.7	33.59	-31.85	39.05	26.39	54	20.41	H

**802.11ac-HT20**

## Channel 36

Frequency (MHz)	Measurement Result (dBuV/m)	Cable Loss (dB)	Antenna Factor (dB/m)	Receiver Reading (dBuV)	Limit (dBuV/m)	Margin (dB)	Antenna Pol. (H/V)
17998.9	45.1	-25.5	46.66	23.94	54	8.9	H
17986.2	44.98	-25.5	46.66	23.82	54	9.02	V
14493.2	38.22	-28.59	42.46	24.35	54	15.78	V
14498.1	38.16	-28.59	42.46	24.29	54	15.84	V
5149.4	41.17	-27.61	33.67	35.11	54	12.83	H
5149.9	40.91	-27.61	33.67	34.85	54	13.09	H

## Channel 40

Frequency (MHz)	Measurement Result (dBuV/m)	Cable Loss (dB)	Antenna Factor (dB/m)	Receiver Reading (dBuV)	Limit (dBuV/m)	Margin (dB)	Antenna Pol. (H/V)
17974.2	41.03	-25.5	46.66	19.87	54	12.97	V
17996.7	41.01	-25.5	46.66	19.85	54	12.99	V
14489.4	36.15	-28.59	42.46	22.28	54	17.85	V
14473.4	36.02	-28.59	42.46	22.15	54	17.98	H
11814.2	32.75	-31.85	39.05	25.55	54	21.25	V
11819.1	32.67	-31.85	39.05	25.47	54	21.33	V

## Channel 48

Frequency (MHz)	Measurement Result (dBuV/m)	Cable Loss (dB)	Antenna Factor (dB/m)	Receiver Reading (dBuV)	Limit (dBuV/m)	Margin (dB)	Antenna Pol. (H/V)
17990.1	45.14	-25.5	46.66	23.98	54	8.86	H
17990.7	45.14	-25.5	46.66	23.98	54	8.86	H
14492.1	38.22	-28.59	42.46	24.35	54	15.78	V
14496	38.15	-28.59	42.46	24.28	54	15.85	V
11834.5	33.31	-31.85	39.05	26.11	54	20.69	V
11821.3	33.27	-31.85	39.05	26.07	54	20.73	H

## Channel 52

Frequency (MHz)	Measurement Result (dBuV/m)	Cable Loss (dB)	Antenna Factor (dB/m)	Receiver Reading (dBuV)	Limit (dBuV/m)	Margin (dB)	Antenna Pol. (H/V)
17987.9	45.24	-25.5	46.66	24.08	54	8.76	H
17997.2	45.21	-25.5	46.66	24.05	54	8.79	V
14483.9	37.99	-28.59	42.46	24.12	54	16.01	V
14494.9	37.96	-28.59	42.46	24.09	54	16.04	V
11821.3	33.01	-31.85	39.05	25.81	54	20.99	V
11808.1	32.93	-31.85	39.05	25.73	54	21.07	H

## Channel 56

Frequency (MHz)	Measurement Result (dBuV/m)	Cable Loss (dB)	Antenna Factor (dB/m)	Receiver Reading (dBuV)	Limit (dBuV/m)	Margin (dB)	Antenna Pol. (H/V)
17991.2	45.38	-25.5	46.66	24.22	54	8.62	V
17994	45.23	-25.5	46.66	24.07	54	8.77	H
14497.6	38.26	-28.59	42.46	24.39	54	15.74	V
14472.3	38.24	-28.59	42.46	24.37	54	15.76	H
11820.2	33.55	-31.85	39.05	26.35	54	20.45	V
11837.3	33.39	-31.85	39.05	26.19	54	20.61	V

## Channel 64

Frequency (MHz)	Measurement Result (dBuV/m)	Cable Loss (dB)	Antenna Factor (dB/m)	Receiver Reading (dBuV)	Limit (dBuV/m)	Margin (dB)	Antenna Pol. (H/V)
17997.8	45.31	-25.5	46.66	24.15	54	8.69	V
17996.2	45.19	-25.5	46.66	24.03	54	8.81	V
14499.2	38.38	-28.59	42.46	24.51	54	15.62	V
14479.5	38.32	-28.59	42.46	24.45	54	15.68	V
5350.2	43.03	-27.43	34.01	36.45	54	10.97	H
5350.2	42.87	-27.43	34.01	36.29	54	11.13	H

## Channel 100

Frequency (MHz)	Measurement Result (dBuV/m)	Cable Loss (dB)	Antenna Factor (dB/m)	Receiver Reading (dBuV)	Limit (dBuV/m)	Margin (dB)	Antenna Pol. (H/V)
17963.2	45.42	-25.5	46.66	24.26	54	8.58	V
17991.2	45.39	-25.5	46.66	24.23	54	8.61	H
14497.6	38.38	-28.59	42.46	24.51	54	15.62	V
14497	38.36	-28.59	42.46	24.49	54	15.64	V
5458.8	37.92	-27.18	34.17	30.93	54	16.08	H
5458.9	37.85	-27.18	34.17	30.86	54	16.15	H

## Channel 120

Frequency (MHz)	Measurement Result (dBuV/m)	Cable Loss (dB)	Antenna Factor (dB/m)	Receiver Reading (dBuV)	Limit (dBuV/m)	Margin (dB)	Antenna Pol. (H/V)
17997.8	45.58	-25.5	46.66	24.42	54	8.42	H
17991.2	45.29	-25.5	46.66	24.13	54	8.71	V
14494.3	38.73	-28.59	42.46	24.86	54	15.27	H
14485	38.6	-28.59	42.46	24.73	54	15.4	H
11817.5	33.8	-31.85	39.05	26.6	54	20.2	V
11849.9	33.55	-31.85	39.05	26.35	54	20.45	H

## Channel 140

Frequency (MHz)	Measurement Result (dBuV/m)	Cable Loss (dB)	Antenna Factor (dB/m)	Receiver Reading (dBuV)	Limit (dBuV/m)	Margin (dB)	Antenna Pol. (H/V)
17958.8	57.07	-25.5	46.66	35.91	74	16.93	V
17993.4	57.05	-25.5	46.66	35.89	74	16.95	H
14576.2	50.75	-27.29	41.9	36.14	68.3	17.55	H
14509.1	50.73	-28.59	42.46	36.86	68.3	17.57	V
5725.2	62.99	-27.07	34.31	55.75	68.3	5.31	H
5725.1	62.82	-27.07	34.31	55.58	68.3	5.48	V

## Channel 144

Frequency (MHz)	Measurement Result (dBuV/m)	Cable Loss (dB)	Antenna Factor (dB/m)	Receiver Reading (dBuV)	Limit (dBuV/m)	Margin (dB)	Antenna Pol. (H/V)
17996.7	45.3	-25.5	46.66	24.14	54	8.7	H
17990.1	45.28	-25.5	46.66	24.12	54	8.72	V
14489.4	38.37	-28.59	42.46	24.5	54	15.63	V
14477.8	38.34	-28.59	42.46	24.47	54	15.66	H
11838.4	33.69	-31.85	39.05	26.49	54	20.31	V
11820.8	33.57	-31.85	39.05	26.37	54	20.43	V

**802.11ac-HT40**

## Channel 38

Frequency (MHz)	Measurement Result (dBuV/m)	Cable Loss (dB)	Antenna Factor (dB/m)	Receiver Reading (dBuV)	Limit (dBuV/m)	Margin (dB)	Antenna Pol. (H/V)
17989	45.3	-25.5	46.66	24.14	54	8.7	V
17997.2	45.12	-25.5	46.66	23.96	54	8.88	H
14482.2	38.22	-28.59	42.46	24.35	54	15.78	V
14491.5	38.09	-28.59	42.46	24.22	54	15.91	H
5149.7	45.57	-27.61	33.67	39.51	54	8.43	H
5149.4	45.54	-27.61	33.67	39.48	54	8.46	H

## Channel 46

Frequency (MHz)	Measurement Result (dBuV/m)	Cable Loss (dB)	Antenna Factor (dB/m)	Receiver Reading (dBuV)	Limit (dBuV/m)	Margin (dB)	Antenna Pol. (H/V)
17992.3	45.19	-25.5	46.66	24.03	54	8.81	V
17981.3	45.17	-25.5	46.66	24.01	54	8.83	V
14482.2	37.97	-28.59	42.46	24.1	54	16.03	H
14495.4	37.93	-28.59	42.46	24.06	54	16.07	H
11814.7	32.78	-31.85	39.05	25.58	54	21.22	V
11909.9	32.75	-31.85	39.05	25.55	54	21.25	H

## Channel 54

Frequency (MHz)	Measurement Result (dBuV/m)	Cable Loss (dB)	Antenna Factor (dB/m)	Receiver Reading (dBuV)	Limit (dBuV/m)	Margin (dB)	Antenna Pol. (H/V)
17998.9	45.59	-25.5	46.66	24.43	54	8.41	V
17985.2	45.37	-25.5	46.66	24.21	54	8.63	V
14479.5	38.38	-28.59	42.46	24.51	54	15.62	H
14482.2	38.38	-28.59	42.46	24.51	54	15.62	V
11813.1	33.44	-31.85	39.05	26.24	54	20.56	H
11836.2	33.4	-31.85	39.05	26.2	54	20.6	H

## Channel 62

Frequency (MHz)	Measurement Result (dBuV/m)	Cable Loss (dB)	Antenna Factor (dB/m)	Receiver Reading (dBuV)	Limit (dBuV/m)	Margin (dB)	Antenna Pol. (H/V)
17994.5	45.25	-25.5	46.66	24.09	54	8.75	V
17973.6	45.09	-25.5	46.66	23.93	54	8.91	H
14481.1	38.42	-28.59	42.46	24.55	54	15.58	H
14496.5	38.15	-28.59	42.46	24.28	54	15.85	H
5350	44.67	-27.43	34.01	38.09	54	9.33	V
5350.2	44.53	-27.43	34.01	37.95	54	9.47	H



## Channel 118

Frequency (MHz)	Measurement Result (dBuV/m)	Cable Loss (dB)	Antenna Factor (dB/m)	Receiver Reading (dBuV)	Limit (dBuV/m)	Margin (dB)	Antenna Pol. (H/V)
17986.8	45.14	-25.5	46.66	23.98	54	8.86	V
17975.8	45.13	-25.5	46.66	23.97	54	8.87	H
14496.5	38.47	-28.59	42.46	24.6	54	15.53	H
14492.1	38.32	-28.59	42.46	24.45	54	15.68	V
11848.8	33.76	-31.85	39.05	26.56	54	20.24	H
11815.8	33.42	-31.85	39.05	26.22	54	20.58	V

## Channel 134

Frequency (MHz)	Measurement Result (dBuV/m)	Cable Loss (dB)	Antenna Factor (dB/m)	Receiver Reading (dBuV)	Limit (dBuV/m)	Margin (dB)	Antenna Pol. (H/V)
17997.2	45.26	-25.5	46.66	24.1	54	8.74	V
17992.3	45.24	-25.5	46.66	24.08	54	8.76	H
14494.3	38.36	-28.59	42.46	24.49	54	15.64	V
14478.4	38.32	-28.59	42.46	24.45	54	15.68	H
11825.2	33.59	-31.85	39.05	26.39	54	20.41	H
11831.8	33.52	-31.85	39.05	26.32	54	20.48	V

## Channel 142

Frequency (MHz)	Measurement Result (dBuV/m)	Cable Loss (dB)	Antenna Factor (dB/m)	Receiver Reading (dBuV)	Limit (dBuV/m)	Margin (dB)	Antenna Pol. (H/V)
17998.9	45.32	-25.5	46.66	24.16	54	8.68	H
17980.2	45.15	-25.5	46.66	23.99	54	8.85	V
14496	38.34	-28.59	42.46	24.47	54	15.66	V
14492.1	38.31	-28.59	42.46	24.44	54	15.69	H
11820.2	33.59	-31.85	39.05	26.39	54	20.41	V
11826.8	33.51	-31.85	39.05	26.31	54	20.49	V

**802.11ac-HT80**

## Channel 42

Frequency (MHz)	Measurement Result (dBuV/m)	Cable Loss (dB)	Antenna Factor (dB/m)	Receiver Reading (dBuV)	Limit (dBuV/m)	Margin (dB)	Antenna Pol. (H/V)
17997.8	45.35	-25.5	46.66	24.19	54	8.65	V
17997.2	45.27	-25.5	46.66	24.11	54	8.73	V
14482.2	38.29	-28.59	42.46	24.42	54	15.71	V
14492.6	38.19	-28.59	42.46	24.32	54	15.81	H
5148.5	43.89	-27.61	33.67	37.83	54	10.11	H
5148.4	43.81	-27.61	33.67	37.75	54	10.19	H

## Channel 58

Frequency (MHz)	Measurement Result (dBuV/m)	Cable Loss (dB)	Antenna Factor (dB/m)	Receiver Reading (dBuV)	Limit (dBuV/m)	Margin (dB)	Antenna Pol. (H/V)
17996.7	45.23	-25.5	46.66	24.07	54	8.77	V
17980.8	45.16	-25.5	46.66	24	54	8.84	H
14498.7	38.31	-28.59	42.46	24.44	54	15.69	H
14487.7	38.22	-28.59	42.46	24.35	54	15.78	H
5351.6	40.81	-27.43	34.01	34.23	54	13.19	H
5351.4	40.77	-27.43	34.01	34.19	54	13.23	H

## Channel 106

Frequency (MHz)	Measurement Result (dBuV/m)	Cable Loss (dB)	Antenna Factor (dB/m)	Receiver Reading (dBuV)	Limit (dBuV/m)	Margin (dB)	Antenna Pol. (H/V)
17973	45.45	-25.5	46.66	24.29	54	8.55	V
17992.8	45.41	-25.5	46.66	24.25	54	8.59	H
14499.8	38.85	-28.59	42.46	24.98	54	15.15	H
14483.9	38.41	-28.59	42.46	24.54	54	15.59	H
5458.8	43.51	-27.18	34.17	36.52	54	10.49	H
5458.9	43.43	-27.18	34.17	36.44	54	10.57	H

## Channel 122

Frequency (MHz)	Measurement Result (dBuV/m)	Cable Loss (dB)	Antenna Factor (dB/m)	Receiver Reading (dBuV)	Limit (dBuV/m)	Margin (dB)	Antenna Pol. (H/V)
17996.2	45.36	-25.5	46.66	24.2	54	8.64	V
17979.1	45.29	-25.5	46.66	24.13	54	8.71	H
14491.5	38.39	-28.59	42.46	24.52	54	15.61	V
14496.5	38.28	-28.59	42.46	24.41	54	15.72	V
11813.1	33.68	-31.85	39.05	26.48	54	20.32	H
11828.5	33.56	-31.85	39.05	26.36	54	20.44	V

## Channel 138

Frequency (MHz)	Measurement Result (dBuV/m)	Cable Loss (dB)	Antenna Factor (dB/m)	Receiver Reading (dBuV)	Limit (dBuV/m)	Margin (dB)	Antenna Pol. (H/V)
17972	45.53	-25.5	46.66	24.37	54	8.47	V
17986.8	45.35	-25.5	46.66	24.19	54	8.65	H
14499.2	38.31	-28.59	42.46	24.44	54	15.69	H
14489.9	38.3	-28.59	42.46	24.43	54	15.7	V
11895	33.65	-31.85	39.05	26.45	54	20.35	V
11813.6	33.53	-31.85	39.05	26.33	54	20.47	V

**PEAK Results:**
**802.11a**

## Channel 36

Frequency (MHz)	Measurement Result (dBuV/m)	Cable Loss (dB)	Antenna Factor (dB/m)	Receiver Reading (dBuV)	Limit (dBuV/m)	Margin (dB)	Antenna Pol. (H/V)
17980.8	57.21	-25.5	46.66	36.05	74	16.79	H
17994.5	56.61	-25.5	46.66	35.45	74	17.39	H
14507.5	50.14	-28.59	42.46	36.27	68.3	18.16	V
14371.6	50.13	-28.42	42.34	36.21	68.3	18.17	H
5149.2	51.66	-27.61	33.67	45.6	74	22.34	H
5148.5	51.46	-27.61	33.67	45.4	74	22.54	H

## Channel 40

Frequency (MHz)	Measurement Result (dBuV/m)	Cable Loss (dB)	Antenna Factor (dB/m)	Receiver Reading (dBuV)	Limit (dBuV/m)	Margin (dB)	Antenna Pol. (H/V)
17973	52.85	-25.5	46.66	31.69	74	21.15	V
17952.2	52.49	-25.5	46.66	31.33	74	21.51	V
14314.5	48.39	-28.42	42.34	34.47	68.3	19.91	V
14402.5	48.19	-28.59	42.46	34.32	68.3	20.11	V
11890.1	44.7	-31.85	39.05	37.5	74	29.3	H
11229	44.47	-32.36	38.77	38.07	74	29.53	H

## Channel 48

Frequency (MHz)	Measurement Result (dBuV/m)	Cable Loss (dB)	Antenna Factor (dB/m)	Receiver Reading (dBuV)	Limit (dBuV/m)	Margin (dB)	Antenna Pol. (H/V)
17979.1	56.85	-25.5	46.66	35.69	74	17.15	V
17965.9	56.72	-25.5	46.66	35.56	74	17.28	H
14146.1	50.3	-28.99	42	37.28	68.3	18	V
14624.1	50.19	-27.29	41.9	35.58	68.3	18.11	H
11893.4	45.33	-31.85	39.05	38.13	74	28.67	V
11640.9	45.23	-32.31	38.91	38.64	74	28.77	H

## Channel 52

Frequency (MHz)	Measurement Result (dBuV/m)	Cable Loss (dB)	Antenna Factor (dB/m)	Receiver Reading (dBuV)	Limit (dBuV/m)	Margin (dB)	Antenna Pol. (H/V)
17963.7	56.84	-25.5	46.66	35.68	74	17.16	H
17890.5	56.53	-25.5	46.66	35.37	74	17.47	H
14460.2	50.25	-28.59	42.46	36.38	68.3	18.05	H
14524	49.91	-28.59	42.46	36.04	68.3	18.39	V
11821.3	44.58	-31.85	39.05	37.38	74	29.42	V
11903.8	44.56	-31.85	39.05	37.36	74	29.44	V

## Channel 56

Frequency (MHz)	Measurement Result (dBuV/m)	Cable Loss (dB)	Antenna Factor (dB/m)	Receiver Reading (dBuV)	Limit (dBuV/m)	Margin (dB)	Antenna Pol. (H/V)
17983.5	56.8	-25.5	46.66	35.64	74	17.2	V
17995.6	56.52	-25.5	46.66	35.36	74	17.48	V
14412.4	50.49	-28.59	42.46	36.62	68.3	17.81	V
14399.7	50.47	-28.59	42.46	36.6	68.3	17.83	V
11804.8	45.48	-31.85	39.05	38.28	74	28.52	H
11921.4	45.03	-31.48	39.09	37.42	74	28.97	H

## Channel 64

Frequency (MHz)	Measurement Result (dBuV/m)	Cable Loss (dB)	Antenna Factor (dB/m)	Receiver Reading (dBuV)	Limit (dBuV/m)	Margin (dB)	Antenna Pol. (H/V)
17968.1	57.22	-25.5	46.66	36.06	74	16.78	H
17998.3	56.43	-25.5	46.66	35.27	74	17.57	H
14762.1	50.79	-28.32	41.35	37.77	68.3	17.51	H
14501.5	50.4	-28.59	42.46	36.53	68.3	17.9	H
5350.5	55.05	-27.43	34.01	48.47	74	18.95	V
5350.4	55.03	-27.43	34.01	48.45	74	18.97	H

## Channel 100

Frequency (MHz)	Measurement Result (dBuV/m)	Cable Loss (dB)	Antenna Factor (dB/m)	Receiver Reading (dBuV)	Limit (dBuV/m)	Margin (dB)	Antenna Pol. (H/V)
17974.2	56.77	-25.5	46.66	35.61	74	17.23	V
17998.3	56.5	-25.5	46.66	35.34	74	17.5	H
14338.1	50.68	-28.42	42.34	36.76	68.3	17.62	H
14991.5	50.68	-27.85	40.21	38.32	68.3	17.62	V
5361.7	47.38	-27.43	34.01	40.8	74	26.62	V
5468.5	50.68	-27.18	34.17	43.69	68.3	17.62	H

## Channel 120

Frequency (MHz)	Measurement Result (dBuV/m)	Cable Loss (dB)	Antenna Factor (dB/m)	Receiver Reading (dBuV)	Limit (dBuV/m)	Margin (dB)	Antenna Pol. (H/V)
17965.9	57.2	-25.5	46.66	36.04	74	16.8	H
17987.9	56.8	-25.5	46.66	35.64	74	17.2	V
14680.8	50.47	-27.29	41.9	35.86	68.3	17.83	V
14634	50.39	-27.29	41.9	35.78	68.3	17.91	H
11837.8	45.51	-31.85	39.05	38.31	74	28.49	H
11848.3	45.22	-31.85	39.05	38.02	74	28.78	V

## Channel 140

Frequency (MHz)	Measurement Result (dBuV/m)	Cable Loss (dB)	Antenna Factor (dB/m)	Receiver Reading (dBuV)	Limit (dBuV/m)	Margin (dB)	Antenna Pol. (H/V)
17992.8	56.71	-25.5	46.66	35.55	74	17.29	H
17986.8	56.65	-25.5	46.66	35.49	74	17.35	V
14365	51.08	-28.42	42.34	37.16	68.3	17.22	V
14628.5	51.01	-27.29	41.9	36.4	68.3	17.29	H
5725.7	61.1	-27.07	34.31	53.86	68.3	7.2	V
5725.8	59.94	-27.07	34.31	52.7	68.3	8.36	V

## Channel 144

Frequency (MHz)	Measurement Result (dBuV/m)	Cable Loss (dB)	Antenna Factor (dB/m)	Receiver Reading (dBuV)	Limit (dBuV/m)	Margin (dB)	Antenna Pol. (H/V)
17990.1	56.95	-25.5	46.66	35.79	74	17.05	V
17998.3	56.8	-25.5	46.66	35.64	74	17.2	V
14504.2	50.83	-28.59	42.46	36.96	68.3	17.47	V
14353	50.41	-28.42	42.34	36.49	68.3	17.89	V
11839.5	45.74	-31.85	39.05	38.54	74	28.26	V
11851.6	45.47	-31.85	39.05	38.27	74	28.53	H

**802.11n-HT20**

## Channel 36

Frequency (MHz)	Measurement Result (dBuV/m)	Cable Loss (dB)	Antenna Factor (dB/m)	Receiver Reading (dBuV)	Limit (dBuV/m)	Margin (dB)	Antenna Pol. (H/V)
17998.9	56.89	-25.5	46.66	35.73	74	17.11	H
17994.5	56.77	-25.5	46.66	35.61	74	17.23	H
14294.1	50.53	-28.42	42.34	36.61	68.3	17.77	V
14518	50.28	-28.59	42.46	36.41	68.3	18.02	H
5149.5	56.57	-27.61	33.67	50.51	74	17.43	H
5149.1	55.44	-27.61	33.67	49.38	74	18.56	V

## Channel 40

Frequency (MHz)	Measurement Result (dBuV/m)	Cable Loss (dB)	Antenna Factor (dB/m)	Receiver Reading (dBuV)	Limit (dBuV/m)	Margin (dB)	Antenna Pol. (H/V)
17887.2	52.48	-25.5	46.66	31.32	74	21.52	H
17498.4	52.44	-26.85	45.25	34.04	68.3	15.86	V
14384.3	49.35	-28.42	42.34	35.43	68.3	18.95	V
14302.4	48.66	-28.42	42.34	34.74	68.3	19.64	V
11900	45.14	-31.85	39.05	37.94	74	28.86	V
11897.2	44.96	-31.85	39.05	37.76	74	29.04	V

## Channel 48

Frequency (MHz)	Measurement Result (dBuV/m)	Cable Loss (dB)	Antenna Factor (dB/m)	Receiver Reading (dBuV)	Limit (dBuV/m)	Margin (dB)	Antenna Pol. (H/V)
17986.2	57.15	-25.5	46.66	35.99	74	16.85	H
17998.3	56.93	-25.5	46.66	35.77	74	17.07	V
14379.9	50.72	-28.42	42.34	36.8	68.3	17.58	V
14514.6	50.59	-28.59	42.46	36.72	68.3	17.71	V
11884.6	45.48	-31.85	39.05	38.28	74	28.52	V
11856.5	45.46	-31.85	39.05	38.26	74	28.54	V

## Channel 52

Frequency (MHz)	Measurement Result (dBuV/m)	Cable Loss (dB)	Antenna Factor (dB/m)	Receiver Reading (dBuV)	Limit (dBuV/m)	Margin (dB)	Antenna Pol. (H/V)
17997.2	57.23	-25.5	46.66	36.07	74	16.77	H
17884.5	56.55	-25.5	46.66	35.39	74	17.45	V
14493.8	50.38	-28.59	42.46	36.51	74	23.62	V
14503.6	50.06	-28.59	42.46	36.19	68.3	18.24	H
11822.4	45.75	-31.85	39.05	38.55	74	28.25	V
11832.9	45.35	-31.85	39.05	38.15	74	28.65	V

## Channel 56

Frequency (MHz)	Measurement Result (dBuV/m)	Cable Loss (dB)	Antenna Factor (dB/m)	Receiver Reading (dBuV)	Limit (dBuV/m)	Margin (dB)	Antenna Pol. (H/V)
17899.3	56.5	-25.5	46.66	35.34	74	17.5	V
17962	56.41	-25.5	46.66	35.25	74	17.59	H
14815.5	50.06	-28.32	41.35	37.04	68.3	18.24	H
14586.7	49.95	-27.29	41.9	35.34	68.3	18.35	V
11852.1	45.48	-31.85	39.05	38.28	74	28.52	V
11809.2	45.2	-31.85	39.05	38	74	28.8	H



## Channel 64

Frequency (MHz)	Measurement Result (dBuV/m)	Cable Loss (dB)	Antenna Factor (dB/m)	Receiver Reading (dBuV)	Limit (dBuV/m)	Margin (dB)	Antenna Pol. (H/V)
17987.3	56.47	-25.5	46.66	35.31	74	17.53	H
17967.5	56.21	-25.5	46.66	35.05	74	17.79	H
14351.9	50.79	-28.42	42.34	36.87	68.3	17.51	V
14314.5	50.29	-28.42	42.34	36.37	68.3	18.01	V
5350.7	58.45	-27.43	34.01	51.87	74	15.55	H
5352.7	58.41	-27.43	34.01	51.83	74	15.59	H

## Channel 100

Frequency (MHz)	Measurement Result (dBuV/m)	Cable Loss (dB)	Antenna Factor (dB/m)	Receiver Reading (dBuV)	Limit (dBuV/m)	Margin (dB)	Antenna Pol. (H/V)
17996.2	56.93	-25.5	46.66	35.77	74	17.07	H
17992.3	56.37	-25.5	46.66	35.21	74	17.63	H
14516.3	50.65	-28.59	42.46	36.78	68.3	17.65	V
14125.8	50.57	-28.99	42	37.55	68.3	17.73	H
5457.4	51.76	-27.18	34.17	44.77	74	22.24	V
5469.2	58.18	-27.18	34.17	51.19	68.3	10.12	H

## Channel 120

Frequency (MHz)	Measurement Result (dBuV/m)	Cable Loss (dB)	Antenna Factor (dB/m)	Receiver Reading (dBuV)	Limit (dBuV/m)	Margin (dB)	Antenna Pol. (H/V)
17997.8	57.58	-25.5	46.66	36.42	74	16.42	H
17991.8	57.14	-25.5	46.66	35.98	74	16.86	H
14512.5	51.29	-28.59	42.46	37.42	68.3	17.01	H
14412.4	51.25	-28.59	42.46	37.38	68.3	17.05	H
11934.1	46.3	-31.48	39.09	38.69	74	27.7	V
11928	45.39	-31.48	39.09	37.78	74	28.61	H

**Channel 140**

Frequency (MHz)	Measurement Result (dBuV/m)	Cable Loss (dB)	Antenna Factor (dB/m)	Receiver Reading (dBuV)	Limit (dBuV/m)	Margin (dB)	Antenna Pol. (H/V)
17995	56.88	-25.5	46.66	35.72	74	17.12	H
17929.6	56.62	-25.5	46.66	35.46	74	17.38	V
14691.8	51.24	-28.32	41.35	38.22	68.3	17.06	V
14580.6	50.85	-27.29	41.9	36.24	68.3	17.45	H
5725.2	62.12	-27.07	34.31	54.88	68.3	6.18	V
5725.1	61.91	-27.07	34.31	54.67	68.3	6.39	V

**Channel 144**

Frequency (MHz)	Measurement Result (dBuV/m)	Cable Loss (dB)	Antenna Factor (dB/m)	Receiver Reading (dBuV)	Limit (dBuV/m)	Margin (dB)	Antenna Pol. (H/V)
17985.2	56.48	-25.5	46.66	35.32	74	17.52	V
17990.1	56.42	-25.5	46.66	35.26	74	17.58	H
14398.6	50.89	-28.59	42.46	37.02	68.3	17.41	H
14318.3	50.8	-28.42	42.34	36.88	68.3	17.5	H
11743.8	45.81	-31.99	38.98	38.82	74	28.19	H
11823.5	45.19	-31.85	39.05	37.99	74	28.81	V

**802.11n-HT40**
**Channel 38**

Frequency (MHz)	Measurement Result (dBuV/m)	Cable Loss (dB)	Antenna Factor (dB/m)	Receiver Reading (dBuV)	Limit (dBuV/m)	Margin (dB)	Antenna Pol. (H/V)
17981.3	57.42	-25.5	46.66	36.26	74	16.58	V
17991.2	57.02	-25.5	46.66	35.86	74	16.98	V
14400.8	50.21	-28.59	42.46	36.34	68.3	18.09	H
14720.4	50.17	-28.32	41.35	37.15	68.3	18.13	V
5148.1	62.18	-27.61	33.67	56.12	74	11.82	H
5150	62.09	-27.61	33.67	56.03	74	11.91	V

## Channel 46

Frequency (MHz)	Measurement Result (dBuV/m)	Cable Loss (dB)	Antenna Factor (dB/m)	Receiver Reading (dBuV)	Limit (dBuV/m)	Margin (dB)	Antenna Pol. (H/V)
17981.8	57.09	-25.5	46.66	35.93	74	16.91	V
17996.7	56.94	-25.5	46.66	35.78	74	17.06	V
14433.8	50.09	-28.59	42.46	36.22	68.3	18.21	V
14315	49.93	-28.42	42.34	36.01	68.3	18.37	V
11643.7	44.58	-32.31	38.91	37.99	74	29.42	V
11816.4	44.5	-31.85	39.05	37.3	74	29.5	V

## Channel 54

Frequency (MHz)	Measurement Result (dBuV/m)	Cable Loss (dB)	Antenna Factor (dB/m)	Receiver Reading (dBuV)	Limit (dBuV/m)	Margin (dB)	Antenna Pol. (H/V)
17998.9	56.91	-25.5	46.66	35.75	74	17.09	H
17965.9	56.52	-25.5	46.66	35.36	74	17.48	V
14779.2	50.3	-28.32	41.35	37.28	68.3	18	V
14509.1	49.96	-28.59	42.46	36.09	68.3	18.34	H
11917.6	45.01	-31.48	39.09	37.4	74	28.99	V
11607.4	45	-32.31	38.91	38.41	74	29	V

## Channel 62

Frequency (MHz)	Measurement Result (dBuV/m)	Cable Loss (dB)	Antenna Factor (dB/m)	Receiver Reading (dBuV)	Limit (dBuV/m)	Margin (dB)	Antenna Pol. (H/V)
17983.5	57.95	-25.5	46.66	36.79	74	16.05	V
17978	56.78	-25.5	46.66	35.62	74	17.22	H
14417.3	50.32	-28.59	42.46	36.45	68.3	17.98	V
14394.2	50.29	-28.59	42.46	36.42	68.3	18.01	V
5352.7	61.11	-27.43	34.01	54.53	74	12.89	H
5353.1	60.33	-27.43	34.01	53.75	74	13.67	V

## Channel 102

Frequency (MHz)	Measurement Result (dBuV/m)	Cable Loss (dB)	Antenna Factor (dB/m)	Receiver Reading (dBuV)	Limit (dBuV/m)	Margin (dB)	Antenna Pol. (H/V)
17974.2	57.09	-25.5	46.66	35.93	74	16.91	V
17969.8	56.84	-25.5	46.66	35.68	74	17.16	V
14502.5	50.51	-28.59	42.46	36.64	68.3	17.79	H
14477.2	50.43	-28.59	42.46	36.56	74	23.57	V
5459.6	55.81	-27.18	34.17	48.82	74	18.19	H
5469.3	66.02	-27.18	34.17	59.03	68.3	2.28	H

## Channel 118

Frequency (MHz)	Measurement Result (dBuV/m)	Cable Loss (dB)	Antenna Factor (dB/m)	Receiver Reading (dBuV)	Limit (dBuV/m)	Margin (dB)	Antenna Pol. (H/V)
17994.5	57.16	-25.5	46.66	36	74	16.84	H
17950	56.49	-25.5	46.66	35.33	74	17.51	V
14986	50.41	-27.85	40.21	38.05	68.3	17.89	V
14494.3	50.32	-28.59	42.46	36.45	74	23.68	V
11737.7	45.59	-31.99	38.98	38.6	74	28.41	H
11803.2	45.43	-31.85	39.05	38.23	74	28.57	V

## Channel 134

Frequency (MHz)	Measurement Result (dBuV/m)	Cable Loss (dB)	Antenna Factor (dB/m)	Receiver Reading (dBuV)	Limit (dBuV/m)	Margin (dB)	Antenna Pol. (H/V)
17990.7	57.46	-25.5	46.66	36.3	74	16.54	H
17979.7	57.07	-25.5	46.66	35.91	74	16.93	V
14713.2	50.79	-28.32	41.35	37.77	68.3	17.51	V
14508	50.74	-28.59	42.46	36.87	68.3	17.56	V
5727.6	52.9	-27.07	34.31	45.66	68.3	15.4	V
5727.1	52.69	-27.07	34.31	45.45	68.3	15.61	V

**Channel 142**

Frequency (MHz)	Measurement Result (dBuV/m)	Cable Loss (dB)	Antenna Factor (dB/m)	Receiver Reading (dBuV)	Limit (dBuV/m)	Margin (dB)	Antenna Pol. (H/V)
17981.8	57.02	-25.5	46.66	35.86	74	16.98	H
17981.3	57.01	-25.5	46.66	35.85	74	16.99	H
14414	52	-28.59	42.46	38.13	68.3	16.3	V
14492.1	51.25	-28.59	42.46	37.38	74	22.75	V
11946.2	45.9	-31.48	39.09	38.29	74	28.1	V
11862	45.84	-31.85	39.05	38.64	74	28.16	H

**802.11ac-HT20**
**Channel 36**

Frequency (MHz)	Measurement Result (dBuV/m)	Cable Loss (dB)	Antenna Factor (dB/m)	Receiver Reading (dBuV)	Limit (dBuV/m)	Margin (dB)	Antenna Pol. (H/V)
17945	57.12	-25.5	46.66	35.96	74	16.88	V
17987.3	56.1	-25.5	46.66	34.94	74	17.9	V
14368.4	49.77	-28.42	42.34	35.85	68.3	18.53	V
14039.5	49.74	-29.44	41.66	37.52	68.3	18.56	V
5149.7	55.75	-27.61	33.67	49.69	74	18.25	H
5149.8	55.58	-27.61	33.67	49.52	74	18.42	H

**Channel 40**

Frequency (MHz)	Measurement Result (dBuV/m)	Cable Loss (dB)	Antenna Factor (dB/m)	Receiver Reading (dBuV)	Limit (dBuV/m)	Margin (dB)	Antenna Pol. (H/V)
17971.4	53.23	-25.5	46.66	32.07	74	20.77	V
17403.2	52.99	-26.85	45.25	34.59	68.3	15.31	H
14397	48.67	-28.59	42.46	34.8	68.3	19.63	V
13958.6	48.53	-29.51	41.3	36.74	68.3	19.77	V
11819.1	45.07	-31.85	39.05	37.87	74	28.93	V
11739.4	44.86	-31.99	38.98	37.87	74	29.14	V

## Channel 48

Frequency (MHz)	Measurement Result (dBuV/m)	Cable Loss (dB)	Antenna Factor (dB/m)	Receiver Reading (dBuV)	Limit (dBuV/m)	Margin (dB)	Antenna Pol. (H/V)
17969.2	56.84	-25.5	46.66	35.68	74	17.16	V
17994	56.34	-25.5	46.66	35.18	74	17.66	H
14711	50.36	-28.32	41.35	37.34	68.3	17.94	H
14448.6	50.21	-28.59	42.46	36.34	68.3	18.09	V
11889	45.12	-31.85	39.05	37.92	74	28.88	V
11994	45.11	-31.48	39.09	37.5	74	28.89	V

## Channel 52

Frequency (MHz)	Measurement Result (dBuV/m)	Cable Loss (dB)	Antenna Factor (dB/m)	Receiver Reading (dBuV)	Limit (dBuV/m)	Margin (dB)	Antenna Pol. (H/V)
17980.2	56.65	-25.5	46.66	35.49	74	17.35	H
17990.1	56.33	-25.5	46.66	35.17	74	17.67	H
14412.4	50.58	-28.59	42.46	36.71	68.3	17.72	V
14404.1	50.1	-28.59	42.46	36.23	68.3	18.2	H
11823.5	44.41	-31.85	39.05	37.21	74	29.59	H
11830.1	44.38	-31.85	39.05	37.18	74	29.62	H

## Channel 56

Frequency (MHz)	Measurement Result (dBuV/m)	Cable Loss (dB)	Antenna Factor (dB/m)	Receiver Reading (dBuV)	Limit (dBuV/m)	Margin (dB)	Antenna Pol. (H/V)
17960.4	56.81	-25.5	46.66	35.65	74	17.19	V
17959.3	56.66	-25.5	46.66	35.5	74	17.34	V
14502	50.29	-28.59	42.46	36.42	68.3	18.01	H
14387.6	50.19	-28.42	42.34	36.27	68.3	18.11	V
11352.2	45.54	-32.42	38.79	39.17	74	28.46	V
11812.5	45.12	-31.85	39.05	37.92	74	28.88	V



Channel 64

Frequency (MHz)	Measurement Result (dBuV/m)	Cable Loss (dB)	Antenna Factor (dB/m)	Receiver Reading (dBuV)	Limit (dBuV/m)	Margin (dB)	Antenna Pol. (H/V)
17994	57.22	-25.5	46.66	36.06	74	16.78	H
17947.8	56.54	-25.5	46.66	35.38	74	17.46	H
14348.5	50.89	-28.42	42.34	36.97	68.3	17.41	H
13965.2	50.55	-29.51	41.3	38.76	68.3	17.75	V
5350.1	58.41	-27.43	34.01	51.83	74	15.59	H
5350.1	58.4	-27.43	34.01	51.82	74	15.6	H

Channel 100

Frequency (MHz)	Measurement Result (dBuV/m)	Cable Loss (dB)	Antenna Factor (dB/m)	Receiver Reading (dBuV)	Limit (dBuV/m)	Margin (dB)	Antenna Pol. (H/V)
17981.8	56.58	-25.5	46.66	35.42	74	17.42	V
17994.5	56.54	-25.5	46.66	35.38	74	17.46	V
14363.4	50.61	-28.42	42.34	36.69	68.3	17.69	H
14476.7	50.57	-28.59	42.46	36.7	74	23.43	H
5459.9	52.13	-27.18	34.17	45.14	74	21.87	V
5468.9	57.63	-27.18	34.17	50.64	68.3	10.67	H

Channel 120

Frequency (MHz)	Measurement Result (dBuV/m)	Cable Loss (dB)	Antenna Factor (dB/m)	Receiver Reading (dBuV)	Limit (dBuV/m)	Margin (dB)	Antenna Pol. (H/V)
17998.3	57.32	-25.5	46.66	36.16	74	16.68	H
17982.4	57.25	-25.5	46.66	36.09	74	16.75	V
14662.6	50.71	-27.29	41.9	36.1	68.3	17.59	V
14590	50.35	-27.29	41.9	35.74	68.3	17.95	V
11293.9	45.18	-32.36	38.77	38.78	74	28.82	H
11666.8	45.11	-32.31	38.91	38.52	74	28.89	H



Channel 140

Frequency (MHz)	Measurement Result (dBuV/m)	Cable Loss (dB)	Antenna Factor (dB/m)	Receiver Reading (dBuV)	Limit (dBuV/m)	Margin (dB)	Antenna Pol. (H/V)
17958.8	57.07	-25.5	46.66	35.91	74	16.93	V
17993.4	57.05	-25.5	46.66	35.89	74	16.95	H
14576.2	50.75	-27.29	41.9	36.14	68.3	17.55	H
14509.1	50.73	-28.59	42.46	36.86	68.3	17.57	V
5725.7	61.21	-27.07	34.31	53.97	68.3	7.09	V
5727.9	61.21	-27.07	34.31	53.97	68.3	7.09	V

Channel 144

Frequency (MHz)	Measurement Result (dBuV/m)	Cable Loss (dB)	Antenna Factor (dB/m)	Receiver Reading (dBuV)	Limit (dBuV/m)	Margin (dB)	Antenna Pol. (H/V)
17991.2	57.02	-25.5	46.66	35.86	74	16.98	V
17961	56.99	-25.5	46.66	35.83	74	17.01	H
14333.1	51.09	-28.42	42.34	37.17	68.3	17.21	H
14680.2	50.24	-27.29	41.9	35.63	68.3	18.06	H
11807	45.71	-31.85	39.05	38.51	74	28.29	V
11633.8	45.36	-32.31	38.91	38.77	74	28.64	H

**802.11ac-HT40**

Channel 38

Frequency (MHz)	Measurement Result (dBuV/m)	Cable Loss (dB)	Antenna Factor (dB/m)	Receiver Reading (dBuV)	Limit (dBuV/m)	Margin (dB)	Antenna Pol. (H/V)
17981.3	57.42	-25.5	46.66	36.26	74	16.58	V
17991.2	57.02	-25.5	46.66	35.86	74	16.98	V
14400.8	50.21	-28.59	42.46	36.34	68.3	18.09	H
14720.4	50.17	-28.32	41.35	37.15	68.3	18.13	V
5148.1	62.18	-27.61	33.67	56.12	74	11.82	H
5150	62.09	-27.61	33.67	56.03	74	11.91	V



## Channel 46

Frequency (MHz)	Measurement Result (dBuV/m)	Cable Loss (dB)	Antenna Factor (dB/m)	Receiver Reading (dBuV)	Limit (dBuV/m)	Margin (dB)	Antenna Pol. (H/V)
17981.8	57.09	-25.5	46.66	35.93	74	16.91	V
17996.7	56.94	-25.5	46.66	35.78	74	17.06	V
14433.8	50.09	-28.59	42.46	36.22	68.3	18.21	V
14315	49.93	-28.42	42.34	36.01	68.3	18.37	V
11643.7	44.58	-32.31	38.91	37.99	74	29.42	V
11816.4	44.5	-31.85	39.05	37.3	74	29.5	V

## Channel 54

Frequency (MHz)	Measurement Result (dBuV/m)	Cable Loss (dB)	Antenna Factor (dB/m)	Receiver Reading (dBuV)	Limit (dBuV/m)	Margin (dB)	Antenna Pol. (H/V)
17991.2	58.09	-25.5	46.66	36.93	74	15.91	V
17987.9	57.05	-25.5	46.66	35.89	74	16.95	V
14403.5	50.66	-28.59	42.46	36.79	68.3	17.64	V
14415.6	50.37	-28.59	42.46	36.5	68.3	17.93	H
11830.1	45.6	-31.85	39.05	38.4	74	28.4	H
11992.9	45.24	-31.48	39.09	37.63	74	28.76	V

## Channel 62

Frequency (MHz)	Measurement Result (dBuV/m)	Cable Loss (dB)	Antenna Factor (dB/m)	Receiver Reading (dBuV)	Limit (dBuV/m)	Margin (dB)	Antenna Pol. (H/V)
17970.3	57.01	-25.5	46.66	35.85	74	16.99	V
17984	56.64	-25.5	46.66	35.48	74	17.36	V
14806.1	50.97	-28.32	41.35	37.95	68.3	17.33	V
14427.2	50.81	-28.59	42.46	36.94	68.3	17.49	H
5352.8	62.28	-27.43	34.01	55.7	74	11.72	V
5350.1	61.35	-27.43	34.01	54.77	74	12.65	V

## Channel 102

Frequency (MHz)	Measurement Result (dBuV/m)	Cable Loss (dB)	Antenna Factor (dB/m)	Receiver Reading (dBuV)	Limit (dBuV/m)	Margin (dB)	Antenna Pol. (H/V)
17993.4	56.84	-25.5	46.66	35.68	74	17.16	H
17997.8	56.42	-25.5	46.66	35.26	74	17.58	H
14347.5	51.78	-28.42	42.34	37.86	68.3	16.52	H
14485.5	50.91	-28.59	42.46	37.04	74	23.09	H
5458	52.56	-27.18	34.17	45.57	74	21.44	H
5469.1	65.3	-27.18	34.17	58.31	68.3	3	H

## Channel 118

Frequency (MHz)	Measurement Result (dBuV/m)	Cable Loss (dB)	Antenna Factor (dB/m)	Receiver Reading (dBuV)	Limit (dBuV/m)	Margin (dB)	Antenna Pol. (H/V)
17978.5	56.88	-25.5	46.66	35.72	74	17.12	V
17997.2	56.72	-25.5	46.66	35.56	74	17.28	H
14524.5	50.72	-28.59	42.46	36.85	68.3	17.58	V
14923.9	50.5	-28.59	40.79	38.3	68.3	17.8	H
11791.6	45.56	-31.99	38.98	38.57	74	28.44	V
11800.4	45.15	-31.85	39.05	37.95	74	28.85	V

## Channel 134

Frequency (MHz)	Measurement Result (dBuV/m)	Cable Loss (dB)	Antenna Factor (dB/m)	Receiver Reading (dBuV)	Limit (dBuV/m)	Margin (dB)	Antenna Pol. (H/V)
17990.7	56.53	-25.5	46.66	35.37	74	17.47	H
17985.7	56.52	-25.5	46.66	35.36	74	17.48	H
14287	50.66	-28.42	42.34	36.74	68.3	17.64	H
14626.3	50.6	-27.29	41.9	35.99	68.3	17.7	H
5725.1	52.36	-27.07	34.31	45.12	68.3	15.94	V
5725.3	52.34	-27.07	34.31	45.1	68.3	15.96	V

**Channel 142**

Frequency (MHz)	Measurement Result (dBuV/m)	Cable Loss (dB)	Antenna Factor (dB/m)	Receiver Reading (dBuV)	Limit (dBuV/m)	Margin (dB)	Antenna Pol. (H/V)
17997.2	57.27	-25.5	46.66	36.11	74	16.73	V
17986.8	57.07	-25.5	46.66	35.91	74	16.93	H
14520.7	51.18	-28.59	42.46	37.31	68.3	17.12	H
14393.6	50.45	-28.59	42.46	36.58	68.3	17.85	V
11912.6	45.72	-31.85	39.05	38.52	74	28.28	V
11829	45.55	-31.85	39.05	38.35	74	28.45	H

**802.11ac-HT80**
**Channel 42**

Frequency (MHz)	Measurement Result (dBuV/m)	Cable Loss (dB)	Antenna Factor (dB/m)	Receiver Reading (dBuV)	Limit (dBuV/m)	Margin (dB)	Antenna Pol. (H/V)
17971.4	56.65	-25.5	46.66	35.49	74	17.35	V
17901	56.59	-25.5	46.66	35.43	74	17.41	V
14510.8	50.87	-28.59	42.46	37	68.3	17.43	H
14810.5	50.28	-28.32	41.35	37.26	68.3	18.02	V
5147.5	59.92	-27.61	33.67	53.86	74	14.08	H
5146.9	59.61	-27.61	33.67	53.55	74	14.39	H

**Channel 58**

Frequency (MHz)	Measurement Result (dBuV/m)	Cable Loss (dB)	Antenna Factor (dB/m)	Receiver Reading (dBuV)	Limit (dBuV/m)	Margin (dB)	Antenna Pol. (H/V)
17974.7	56.51	-25.5	46.66	35.35	74	17.49	V
17965.9	56.47	-25.5	46.66	35.31	74	17.53	V
14321.6	50.7	-28.42	42.34	36.78	68.3	17.6	V
14378.8	50.41	-28.42	42.34	36.49	68.3	17.89	H
5353.4	56.83	-27.43	34.01	50.25	74	17.17	H
5350.1	56.43	-27.43	34.01	49.85	74	17.57	H

## Channel 106

Frequency (MHz)	Measurement Result (dBuV/m)	Cable Loss (dB)	Antenna Factor (dB/m)	Receiver Reading (dBuV)	Limit (dBuV/m)	Margin (dB)	Antenna Pol. (H/V)
17978	57.08	-25.5	46.66	35.92	74	16.92	V
17986.2	56.64	-25.5	46.66	35.48	74	17.36	H
14497	51.02	-28.59	42.46	37.15	74	22.98	H
14793	50.89	-28.32	41.35	37.87	68.3	17.41	V
5458	57.82	-27.18	34.17	50.83	74	16.18	H
5469.9	61.11	-27.18	34.17	54.12	68.3	7.19	H

## Channel 122

Frequency (MHz)	Measurement Result (dBuV/m)	Cable Loss (dB)	Antenna Factor (dB/m)	Receiver Reading (dBuV)	Limit (dBuV/m)	Margin (dB)	Antenna Pol. (H/V)
17975.2	57.29	-25.5	46.66	36.13	74	16.71	H
17988.5	57.01	-25.5	46.66	35.85	74	16.99	V
14387	50.69	-28.42	42.34	36.77	68.3	17.61	H
14373.3	50.56	-28.42	42.34	36.64	68.3	17.74	H
5726.5	50.09	-27.07	34.31	42.85	68.3	18.21	V
5808.5	49.96	-27.07	34.33	42.7	68.3	18.34	V

## Channel 138

Frequency (MHz)	Measurement Result (dBuV/m)	Cable Loss (dB)	Antenna Factor (dB/m)	Receiver Reading (dBuV)	Limit (dBuV/m)	Margin (dB)	Antenna Pol. (H/V)
17981.3	56.99	-25.5	46.66	35.83	74	17.01	H
17972	56.48	-25.5	46.66	35.32	74	17.52	V
14364.5	50.92	-28.42	42.34	37	68.3	17.38	V
14602.6	50.61	-27.29	41.9	36	68.3	17.69	H
11825.7	45.98	-31.85	39.05	38.78	74	28.02	H
11966	45.94	-31.48	39.09	38.33	74	28.06	V

## A.7. AC Power line Conducted Emission (150kHz- 30MHz)

### Method of Measurement:

See Clause 6.2 of ANSI C63.10-2013 specifically.

See Clause 4 and Clause 5 of ANSI C63.10-2013 generally.

The conducted emissions from the AC port of the EUT are measured in a shielding room. The EUT is connected to a Line Impedance Stabilization Network (LISN). An overview sweep with peak detection was performed. The measurements were performed with a quasi-peak detector and if required, an average detector.

The conducted emission measurements were made with the following detector of the test receiver: Quasi-Peak / Average Detector.

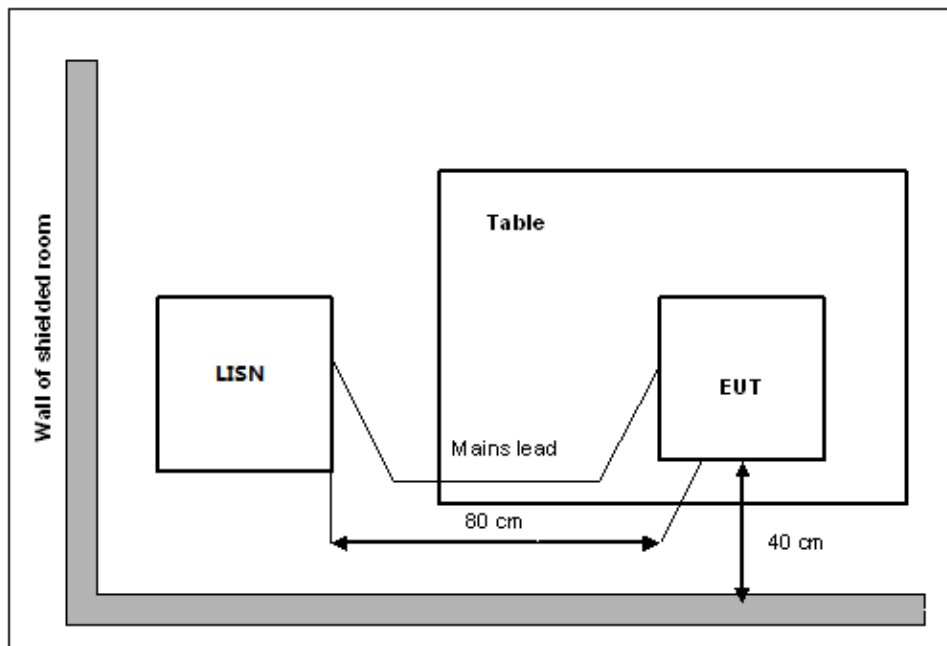
The measurement bandwidth is:

Frequency of Emission (MHz)	RBW/IF bandwidth
0.15-30	9kHz

### Test Condition:

Voltage (V)	Frequency (Hz)
120	60

### Measurement Setup



**Measurement Result and limit:**

WLAN (Quasi-peak Limit)

Frequency range (MHz)	Quasi-peak Limit (dB $\mu$ V)	Result (dB $\mu$ V)		Conclusion
		With charger		
		802.11a	Idle	
0.15 to 0.5	66 to 56	Fig.58	Fig.59	<b>P</b>
0.5 to 5	56			
5 to 30	60			

NOTE: The limit decreases linearly with the logarithm of the frequency in the range 0.15 MHz to 0.5 MHz.

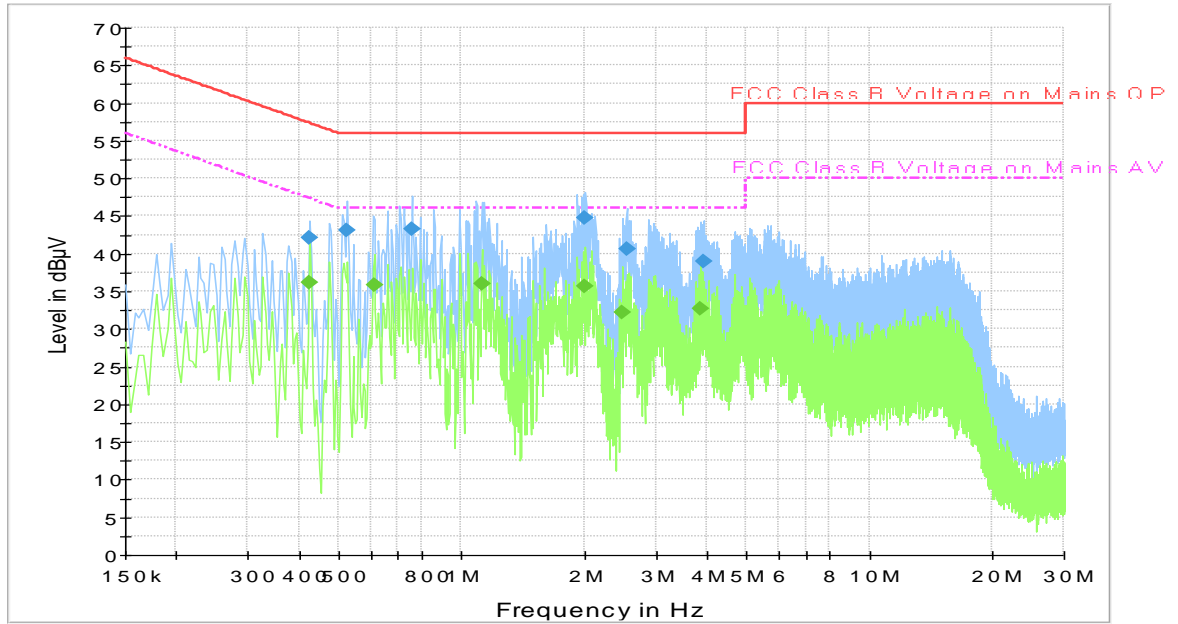
WLAN (Average Limit)

Frequency range (MHz)	Average Limit (dB $\mu$ V)	Result (dB $\mu$ V)		Conclusion
		With charger		
		802.11a	Idle	
0.15 to 0.5	67 56 to 46	Fig.58	Fig.59	<b>P</b>
0.5 to 5	46			
5 to 30	50			

NOTE: The limit decreases linearly with the logarithm of the frequency in the range 0.15 MHz to 0.5 MHz.

**Conclusion: PASS**
**Test graphs as below:**

Traffic:



**Fig.58 AC Powerline Conducted Emission-Traffic**

Note1: The graphic result above is the maximum of the measurements for both phase line and neutral line.

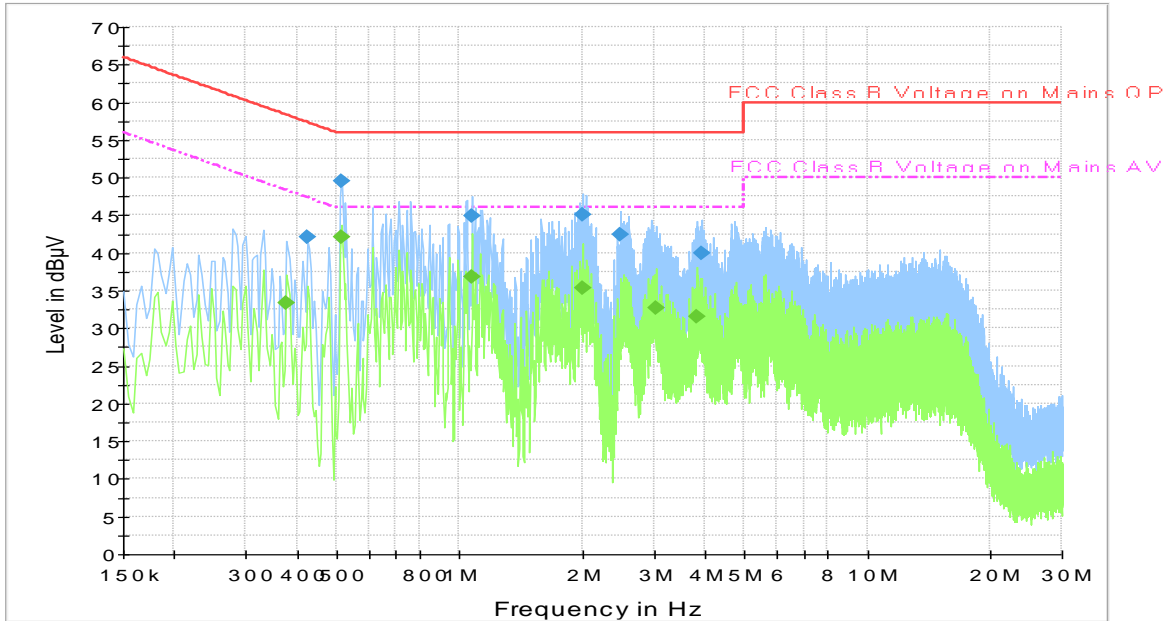
**Final Result 1**

Frequency (MHz)	QuasiPeak (dBµV)	Meas. Time (ms)	Bandwidth (kHz)	Line	Corr. (dB)	Margin (dB)	Limit (dBµV)
0.426000	42.2	2000.	9.000	L1	19.9	15.2	57.3
0.526000	43.1	2000.	9.000	L1	19.9	12.9	56.0
0.754000	43.2	2000.	9.000	L1	19.7	12.8	56.0
2.014000	44.7	2000.	9.000	L1	19.4	11.3	56.0
2.542000	40.6	2000.	9.000	L1	19.5	15.4	56.0
3.918000	39.0	2000.	9.000	L1	19.6	17.0	56.0

**Final Result 2**

Frequency (MHz)	Average (dBµV)	Meas. Time (ms)	Bandwidth (kHz)	Line	Corr. (dB)	Margin (dB)	Limit (dBµV)
0.426000	36.2	2000.0	9.000	L1	19.9	11.1	47.3
0.610000	35.8	2000.0	9.000	L1	19.7	10.2	46.0
1.122000	36.0	2000.0	9.000	L1	19.5	10.0	46.0
2.014000	35.7	2000.0	9.000	L1	19.4	10.3	46.0
2.482000	32.2	2000.0	9.000	L1	19.5	13.8	46.0
3.846000	32.7	2000.0	9.000	L1	19.5	13.3	46.0

Idle



**Fig.59 AC Powerline Conducted Emission-Idle**

Note1: The graphic result above is the maximum of the measurements for both phase line and neutral line.

**Final Result 1**

Frequency (MHz)	QuasiPeak (dBµV)	Meas. Time (ms)	Bandwidth (kHz)	Line	Corr. (dB)	Margin (dB)	Limit (dBµV)
0.426000	42.1	2000.	9.000	L1	19.9	15.3	57.3
0.514000	49.5	2000.	9.000	L1	19.9	6.5	56.0
1.074000	45.0	2000.	9.000	L1	19.6	11.0	56.0
2.010000	45.0	2000.	9.000	L1	19.4	11.0	56.0
2.478000	42.4	2000.	9.000	L1	19.5	13.6	56.0
3.926000	40.0	2000.	9.000	L1	19.6	16.0	56.0

**Final Result 2**

Frequency (MHz)	Average (dBµV)	Meas. Time (ms)	Bandwidth (kHz)	Line	Corr. (dB)	Margin (dB)	Limit (dBµV)
0.378000	33.3	2000.0	9.000	L1	20.0	15.0	48.3
0.514000	42.0	2000.0	9.000	L1	19.9	4.0	46.0
1.074000	36.8	2000.0	9.000	L1	19.6	9.2	46.0
2.010000	35.3	2000.0	9.000	L1	19.4	10.7	46.0
3.030000	32.6	2000.0	9.000	L1	19.5	13.4	46.0
3.810000	31.5	2000.0	9.000	L1	19.5	14.5	46.0

Note: The measurement results showed here are worst cases of the combinations of different AE.



### A.8. 99% Occupied bandwidth

Method of Measurement: See ANSI C63.10-2013-clause 12.4.2.

- a) The instrument center frequency is set to the nominal EUT channel center frequency. The frequency span for the spectrum analyzer shall be between 1.5 times and 5.0 times the OBW.
- b) The nominal IF filter bandwidth (3 dB RBW) shall be in the range of 1% to 5% of the OBW, and VBW shall be approximately three times the RBW, unless otherwise specified by the applicable requirement.
- c) Set the reference level of the instrument as required, keeping the signal from exceeding the maximum input mixer level for linear operation. In general, the peak of the spectral envelope shall be more than  $[10 \log (OBW/RBW)]$  below the reference level. Specific guidance is given in 4.1.5.2.
- d) Step a) through step c) might require iteration to adjust within the specified range.
- e) Video averaging is not permitted. Where practical, a sample detection and single sweep mode shall be used. Otherwise, peak detection and max hold mode (until the trace stabilizes) shall be used.
- f) Use the 99% power bandwidth function of the instrument (if available) and report the measured bandwidth.
- g) If the instrument does not have a 99% power bandwidth function, then the trace data points are recovered and directly summed in linear power terms. The recovered amplitude data points, beginning at the lowest frequency, are placed in a running sum until 0.5% of the total is reached; that frequency is recorded as the lower frequency. The process is repeated until 99.5% of the total is reached; that frequency is recorded as the upper frequency. The 99% power bandwidth is the difference between these two frequencies.
- h) The occupied bandwidth shall be reported by providing plot(s) of the measuring instrument display; the plot axes and the scale units per division shall be clearly labeled. Tabular data may be reported in addition to the plot(s).

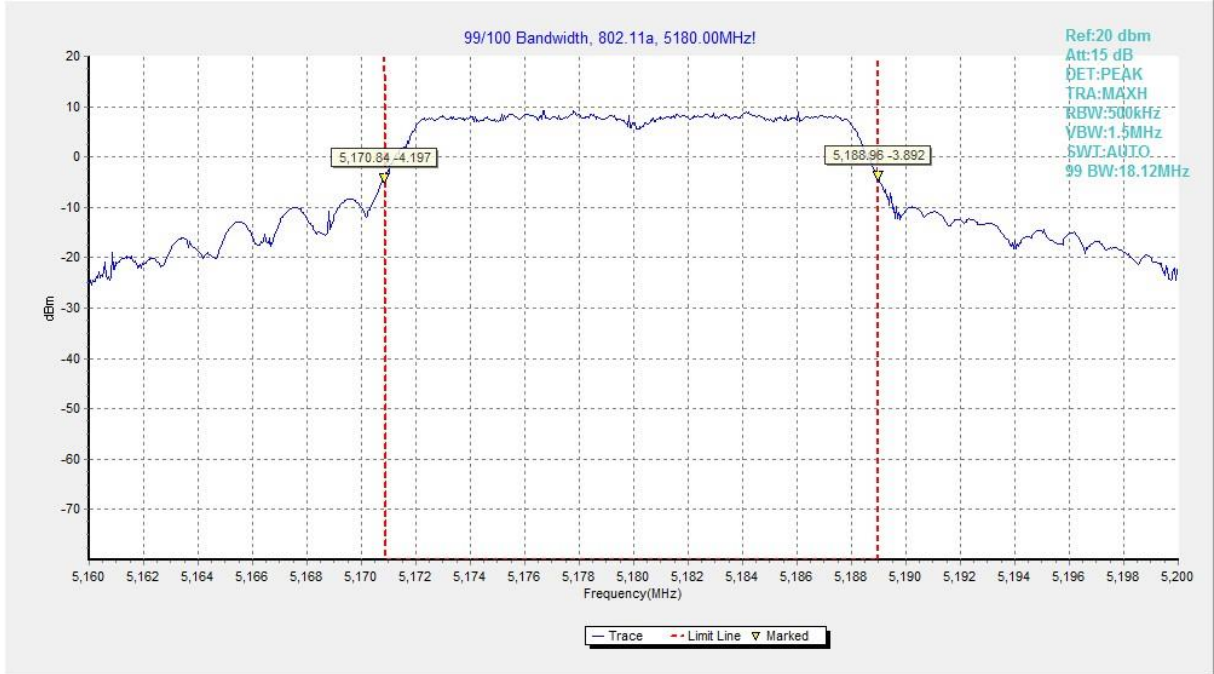
#### Measurement Uncertainty:

Measurement Uncertainty	60.80Hz
-------------------------	---------

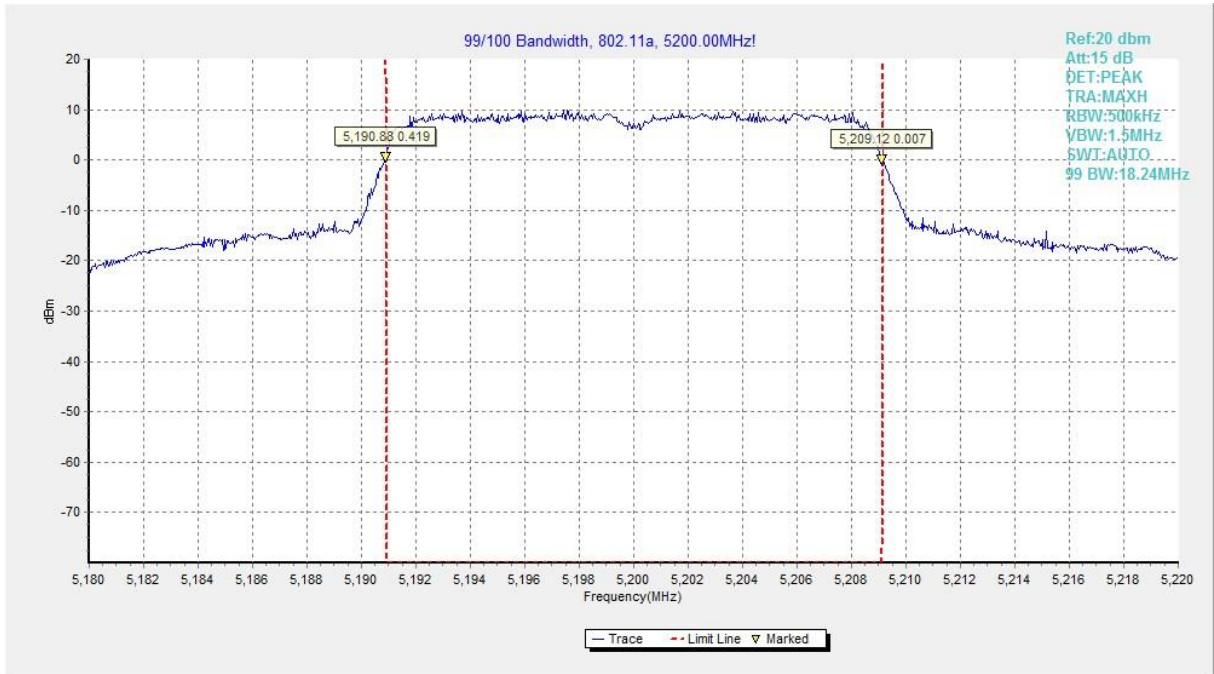
#### Measurement Result:

Mode	Frequency	99% Occupied bandwidth ( MHz)		conclusion
802.11a	5180 MHz	Fig.60	18.12	P
	5200 MHz	Fig.61	18.24	P
	5240 MHz	Fig.62	08.20	P
802.11n HT20	5180 MHz	Fig.63	18.20	P
	5200 MHz	Fig.64	18.16	P
	5240 MHz	Fig.65	18.28	P
802.11n HT40	5190 MHz	Fig.66	36.24	P
	5230 MHz	Fig.67	36.40	P
802.11ac HT80	5210 MHz	Fig.68	75.84	P

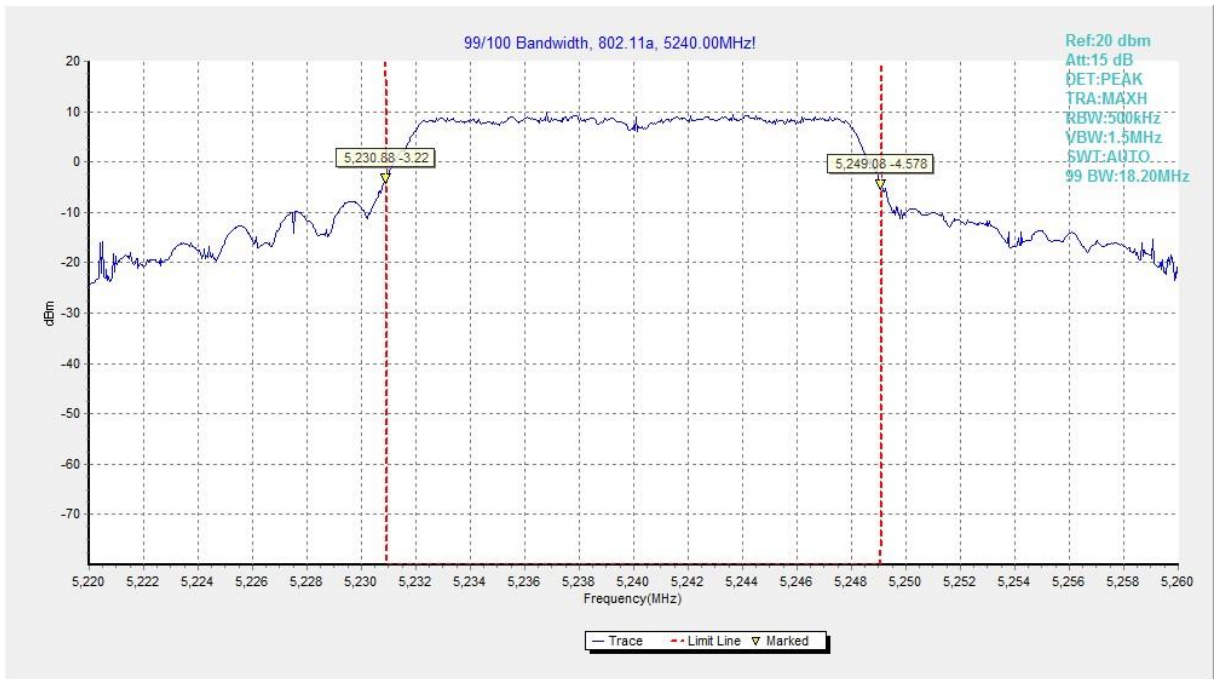
**Conclusion: PASS**  
**Test graphs as below:**



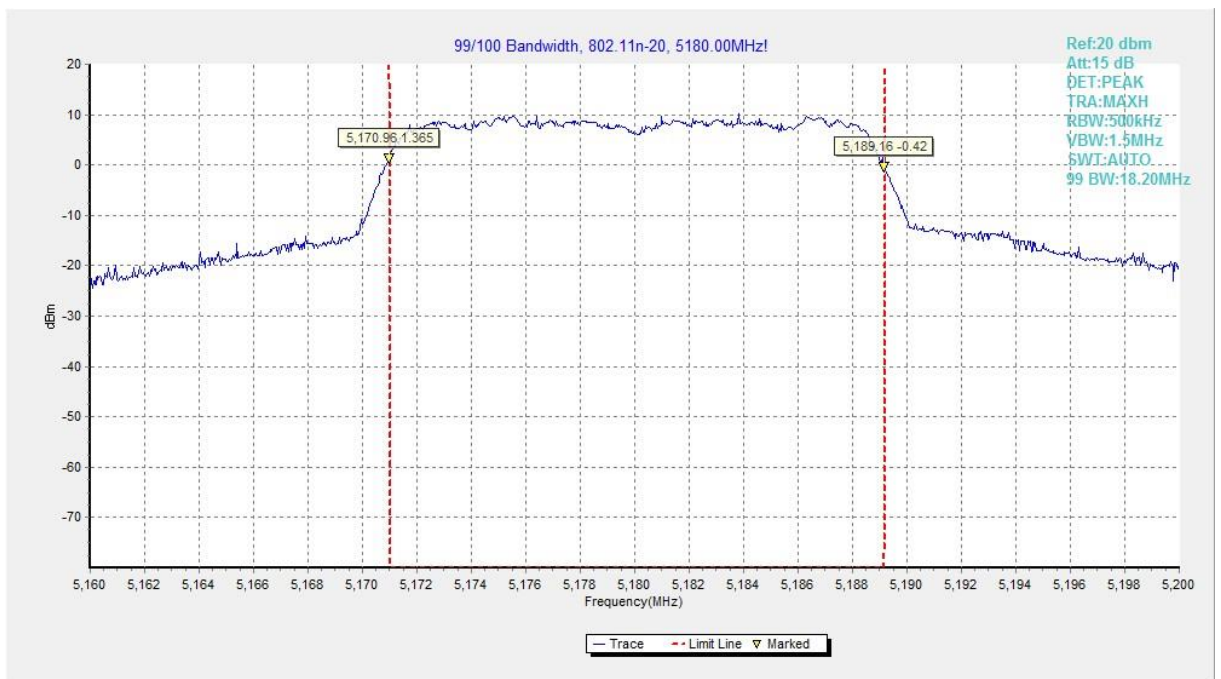
**Fig.60 99% Occupied bandwidth (802.11a, 5180MHz)**



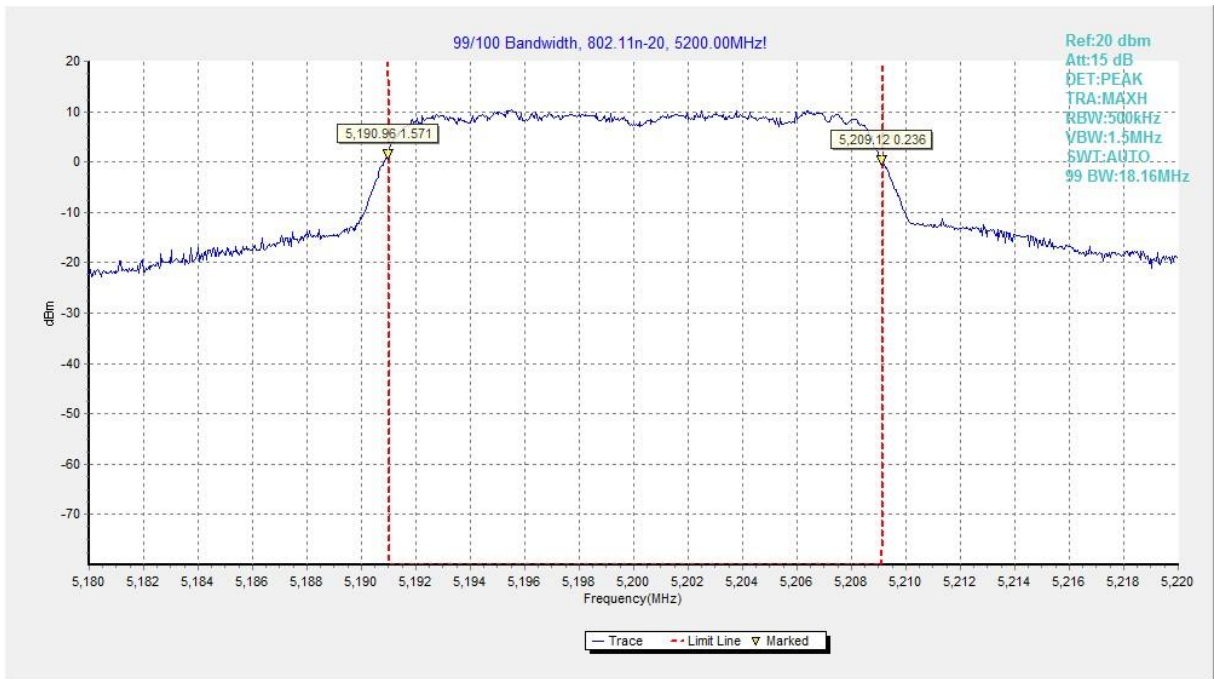
**Fig.61 99% Occupied bandwidth (802.11a, 5200MHz)**



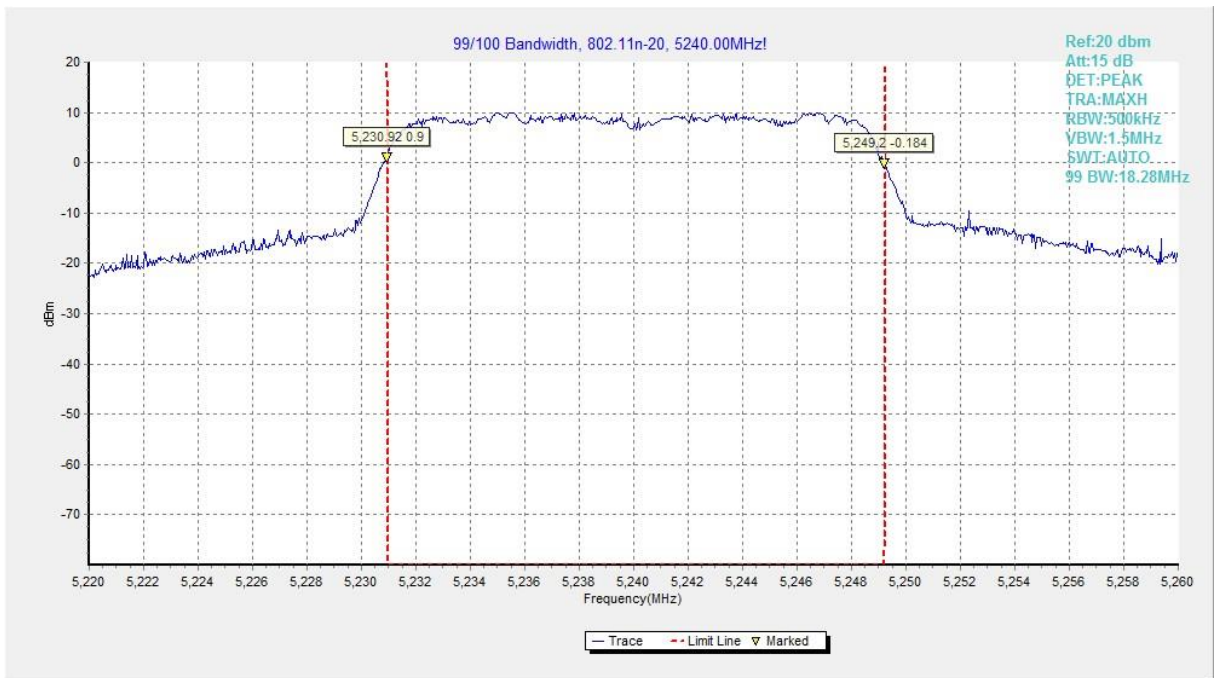
**Fig.62 99% Occupied bandwidth (802.11a, 5240MHz)**



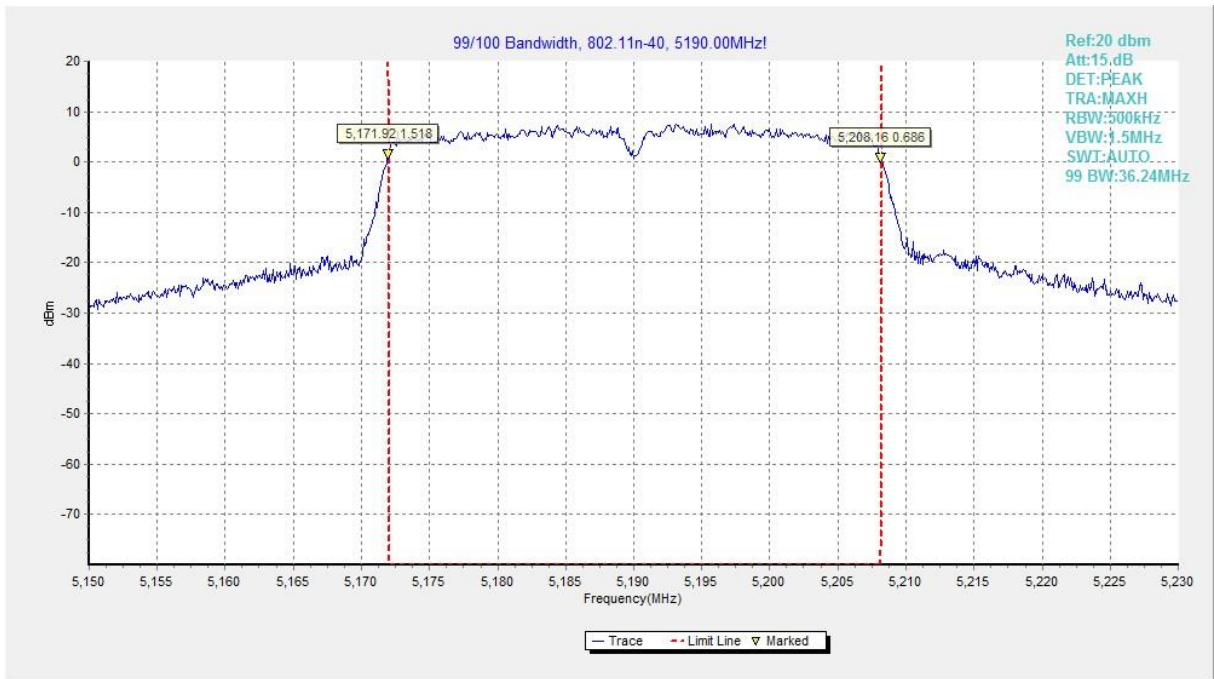
**Fig.63 99% Occupied bandwidth (802.11n-HT20, 5180MHz)**



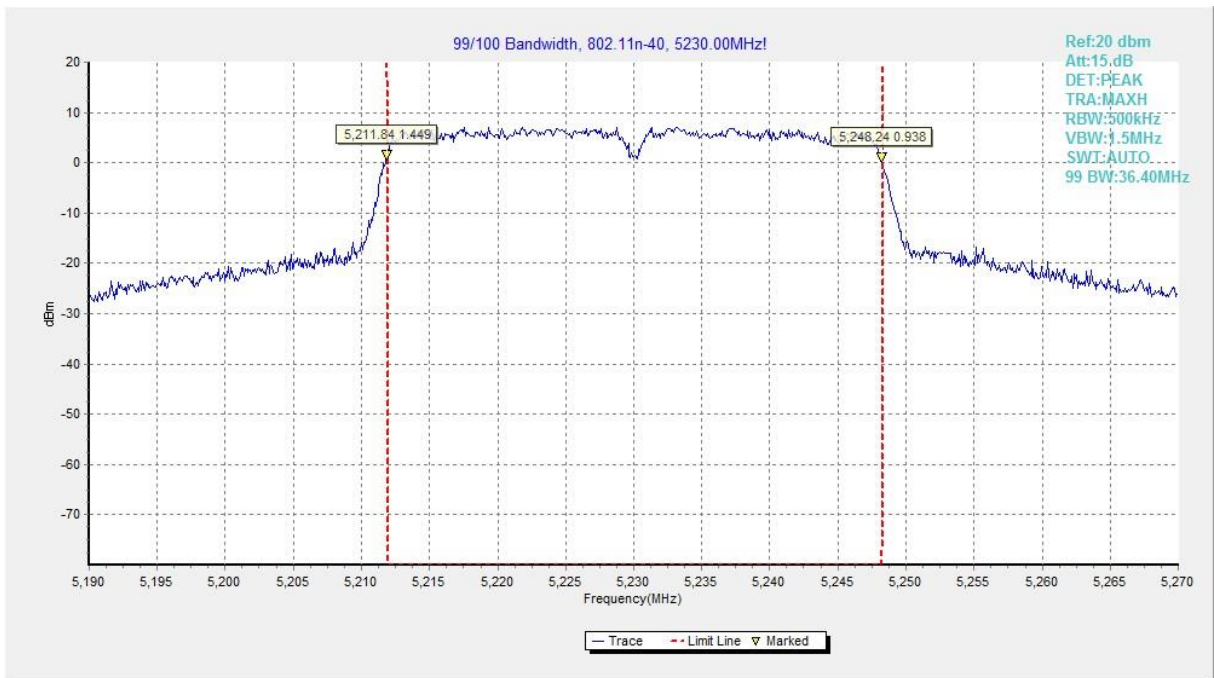
**Fig.64 99% Occupied bandwidth (802.11n-HT20, 5200MHz)**



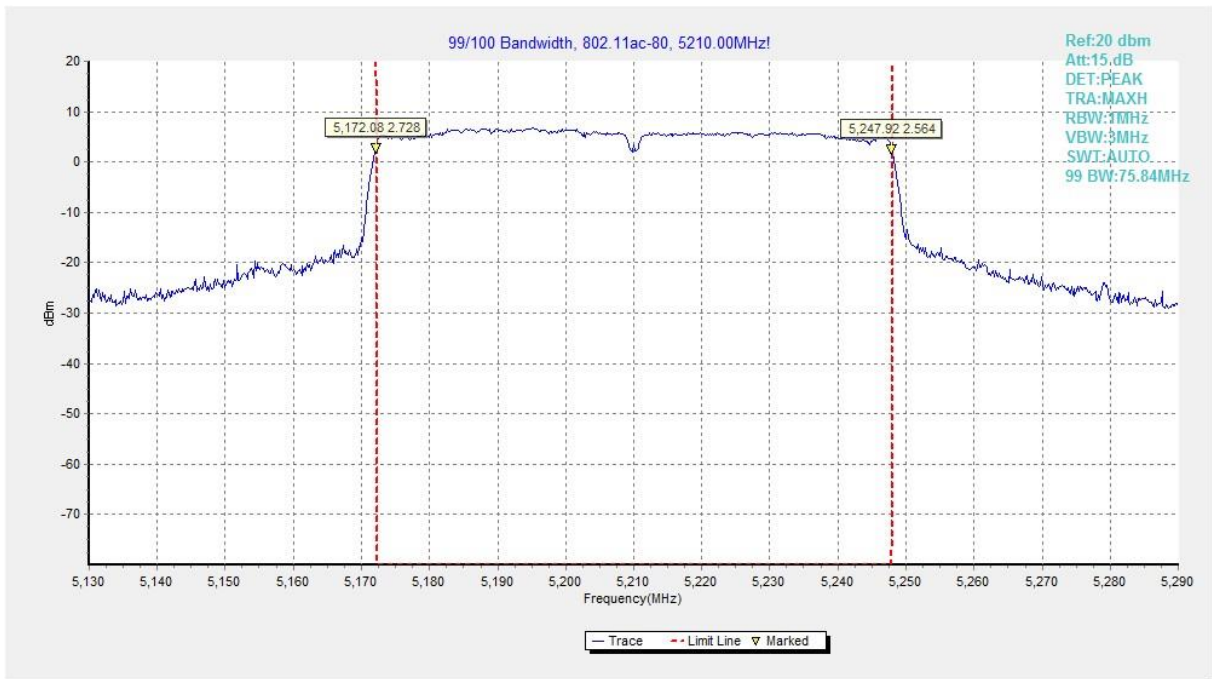
**Fig.65 99% Occupied bandwidth (802.11n-HT20, 5240MHz)**



**Fig.66 99% Occupied bandwidth (802.11n-HT40, 5190MHz)**



**Fig.67 99% Occupied bandwidth (802.11n-HT40, 5230MHz)**



**Fig.68 99% Occupied bandwidth (802.11ac-HT80, 5210MHz)**

## A.9. Power control

A Transmission Power Control mechanism is not required for systems with an e.i.r.p. of less than 27dBm (500 mW).

## ANNEX B: EUT parameters

Disclaimer: The antenna gain provided by the client may affect the validity of the measurement results in this report, and the client shall bear the impact and consequences arising therefrom.

## ANNEX C: Accreditation Certificate

<p>United States Department of Commerce National Institute of Standards and Technology</p>  	
<hr/> <b>Certificate of Accreditation to ISO/IEC 17025:2017</b> <hr/>	
NVLAP LAB CODE: 600118-0	
<b>Telecommunication Technology Labs, CAICT</b> Beijing China	
<i>is accredited by the National Voluntary Laboratory Accreditation Program for specific services, listed on the Scope of Accreditation, for:</i>	
<b>Electromagnetic Compatibility &amp; Telecommunications</b>	
<i>This laboratory is accredited in accordance with the recognized International Standard ISO/IEC 17025:2017. This accreditation demonstrates technical competence for a defined scope and the operation of a laboratory quality management system (refer to joint ISO-ILAC-IAF Communiqué dated January 2009).</i>	
2021-09-29 through 2022-09-30 <i>Effective Dates</i>	 For the National Voluntary Laboratory Accreditation Program

\*\*\* END OF REPORT BODY \*\*\*