



# TEST REPORT

## No. I19Z70275-WMD03

for

**Samsung Electronics. Co., Ltd.**

**Mobile phone**

**Model Name: SM-A015M/DS, SM-A015M**

**FCC ID: ZCASMA015M**

with

**Hardware Version: REV1.0**

**Software Version: A015M.001 (A015MUBE0ASJ4)**

**Issued Date: 2019-11-08**

**Note:**

The test results in this test report relate only to the devices specified in this report. This report shall not be reproduced except in full without the written approval of CTTL.

The report must not be used by the client to claim product certification, approval, or endorsement by NVLAP, NIST, or any agency of the U.S. Government.

**Test Laboratory:**

**CTTL, Telecommunication Technology Labs, CAICT**

No. 52, Huayuan North Road, Haidian District, Beijing, P. R. China 100191.

Tel: +86(0)10-62304633-2512, Fax: +86(0)10-62304633-2504

Email: [ctl\\_terminals@caict.ac.cn](mailto:ctl_terminals@caict.ac.cn), website: [www.caict.ac.cn](http://www.caict.ac.cn)



## **REPORT HISTORY**

<b>Report Number</b>	<b>Revision</b>	<b>Description</b>	<b>Issue Date</b>
I19Z70275-WMD03	Rev.0	1 <sup>st</sup> edition	2019-11-08

Note: the latest revision of the test report supersedes all previous version.

## **CONTENTS**

<b>1. TEST LABORATORY</b> .....	<b>4</b>
1.1. INTRODUCTION & ACCREDITATION .....	4
1.2. TESTING LOCATION .....	4
1.3. TESTING ENVIRONMENT .....	5
1.4. PROJECT DATA.....	5
1.5. SIGNATURE .....	5
<b>2. CLIENT INFORMATION</b> .....	<b>6</b>
2.1. APPLICANT INFORMATION.....	6
2.2. MANUFACTURER INFORMATION.....	6
<b>3. EQUIPMENT UNDER TEST (EUT) AND ANCILLARY EQUIPMENT (AE)</b> .....	<b>7</b>
3.1. ABOUT EUT .....	7
3.2. INTERNAL IDENTIFICATION OF EUT USED DURING THE TEST .....	7
3.3. INTERNAL IDENTIFICATION OF AE USED DURING THE TEST.....	7
<b>4. REFERENCE DOCUMENTS</b> .....	<b>8</b>
4.1. REFERENCE DOCUMENTS FOR TESTING .....	8
<b>5. LABORATORY ENVIRONMENT</b> .....	<b>9</b>
<b>6. SUMMARY OF TEST RESULT</b> .....	<b>10</b>
6.1. SUMMARY OF TEST RESULTS .....	10
6.2. EXPLANATION OF RE-USE OF TEST DATA.....	11
<b>7. TEST EQUIPMENT UTILIZED</b> .....	<b>12</b>
<b>ANNEX A: MEASUREMENT RESULTS</b> .....	<b>13</b>
A.1 OUTPUT POWER .....	13
A.2 EMISSION LIMIT .....	44
A.3 FREQUENCY STABILITY .....	53
A.4 OCCUPIED BANDWIDTH.....	57
A.5 EMISSION BANDWIDTH.....	106
A.6 BAND EDGE COMPLIANCE.....	155
A.7 CONDUCTED SPURIOUS EMISSION .....	174
A.8 PEAK-TO-AVERAGE POWER RATIO .....	179
<b>ANNEX B: ACCREDITATION CERTIFICATE</b> .....	<b>180</b>



## **1. Test Laboratory**

### **1.1. Introduction & Accreditation**

Telecommunication Technology Labs, CAICT is an ISO/IEC 17025:2005 accredited test laboratory under NATIONAL VOLUNTARY LABORATORY ACCREDITATION PROGRAM (NVLAP) with lab code 600118-0 and is also an FCC accredited test laboratory (CN5017), and ISED accredited test laboratory (CN0066). The detail accreditation scope can be found on NVLAP website.

### **1.2. Testing Location**

Location 1: CTTL (huayuan North Road)

Address: No. 52, Huayuan North Road, Haidian District, Beijing,  
P. R. China 100191

Location 2: CTTL (Shouxiang)

Address: No. 51 Shouxiang Science Building, Xueyuan Road,  
Haidian District, Beijing, P. R. China 100191

Location 3: CTTL (BDA)

Address: No.18A, Kangding Street, Beijing Economic-Technology  
Development Area, Beijing, P. R. China 100176

### 1.3. Testing Environment

Normal Temperature: 15-35°C  
Relative Humidity: 20-75%

### 1.4. Project data

Testing Start Date: 2019-09-16  
Testing End Date: 2019-11-08

### 1.5. Signature



---

**Dong Yuan**  
**(Prepared this test report)**



---

**Zhou Yu**  
**(Reviewed this test report)**



---

**Zhao Hui Lin**  
**Deputy Director of the laboratory**  
**(Approved this test report)**



## **2. Client Information**

### **2.1. Applicant Information**

Company Name: Samsung Electronics. Co., Ltd.  
R5, A Tower 22 Floor A-1,(Maetan dong)  
Address /Post: 129,Samsung-ro,Yeongtong-gu, Suwon-Si, Gyeonggi-do 16677,  
Korea  
Contact: JP KIM  
Email: jp426.kim@samsung.com  
Telephone: +82-10-4376-0326

### **2.2. Manufacturer Information**

Company Name: HUAQIN TELECOM HONG KONG LIMITED  
Address /Post: FLAT/RM 510 5/F LINCOLN CENTER,20 YIP FUNG STREET  
FANLING NT,HONG KONG  
Contact: Dongling Li  
Email: lidongling@huaqin.com  
Telephone: +86 13632958367

### **3. Equipment Under Test (EUT) and Ancillary Equipment (AE)**

#### **3.1. About EUT**

Description	Mobile phone
Model Name	SM-A015M/DS,SM-A015M
FCC ID	ZCASMA015M
Antenna	Embedded
Output power	21.97dBm maximum EIRP measured for LTE Band 7
Extreme vol. Limits	3.6VDC to 4.2VDC (nominal: 3.85VDC)
Extreme temp. Tolerance	-10°C to +55°C

Note: Components list, please refer to documents of the manufacturer; it is also included in the original test record of CTTL.

#### **3.2. Internal Identification of EUT used during the test**

EUT ID*	IMEI	HW Version	SW Version	Date of receipt
UT02a	359771100011603/	REV.1.0	A015M.001	2019-09-16
	359772100011601		(A015MUBE0ASJ4)	
UT05a	359771100012148/	REV.1.0	A015F.001	2019-09-26
	359772100012146		(A015FXXE0ASI1)	

\*EUT ID: is used to identify the test sample in the lab internally.

#### **3.3. Internal Identification of AE used during the test**

##### **AE ID\*    Description**

AE1	Battery
AE2	Battery

##### **AE1**

Model	Secondary Li-ion Battery
Manufacturer	Ningde Amperex Technology Limited
Capacitance	2920mAh/3000mAh

##### **AE2**

Model	Secondary Li-ion Battery
Manufacturer	SCUD(Fujian) Electronics Co., Ltd.
Capacitance	2920mAh/3000mAh

\*AE ID: is used to identify the test sample in the lab internally.

## 4. Reference Documents

### 4.1. Reference Documents for testing

The following documents listed in this section are referred for testing.

<b>Reference</b>	<b>Title</b>	<b>Version</b>
FCC Part 22	PUBLIC MOBILE SERVICES	10-1-18 Edition
FCC Part 27	MISCELLANEOUS WIRELESS COMMUNICATIONS SERVICES	10-1-18 Edition
FCC Part 24	PERSONAL COMMUNICATIONS SERVICES	10-1-18 Edition
ANSI/TIA-603-E	Land Mobile FM or PM Communications Equipment Measurement and Performance Standards	2016
ANSI/TIA-102.CAAA -E	DIGITAL C4FMCQPSK TRANSCEIVER MEASUREMENT METHODS	2016
ANSI C63.26	American National Standard for Compliance Testing of Transmitters Used in Licensed Radio Services	2015
KDB 971168 D01	MEASUREMENT GUIDANCE FOR CERTIFICATION OF LICENSED DIGITAL TRANSMITTERS	v03r01



## 5. LABORATORY ENVIRONMENT

**Control room / conducted chamber** did not exceed following limits along the EMC testing:

Temperature	Min. = 15 °C, Max. = 35 °C
Relative humidity	Min. =20 %, Max. = 80 %
Shielding effectiveness	> 110 dB
Electrical insulation	>2 MΩ
Ground system resistance	< 0.5 Ω

**Fully-anechoic chamber 2** (8.6 meters×6.1 meters×3.85 meters) did not exceed following limits along the EMC testing:

Temperature	Min. = 15 °C, Max. = 30 °C
Relative humidity	Min. = 35 %, Max. = 60 %
Shielding effectiveness	> 110 dB
Electrical insulation	>2 MΩ
Ground system resistance	< 1 Ω
Site voltage standing-wave ratio ( $S_{VSWR}$ )	Between 0 and 6 dB, from 1GHz to 18GHz
Uniformity of field strength	Between 0 and 6 dB, from 80 to 4000 MHz

**Semi-anechoic chamber 2 / Fully-anechoic chamber 3** (10 meters×6.7 meters×6.15 meters) did not exceed following limits along the EMC testing:

Temperature	Min. = 15 °C, Max. = 30 °C
Relative humidity	Min. = 35 %, Max. = 60 %
Shielding effectiveness	> 100 dB
Electrical insulation	>2 MΩ
Ground system resistance	< 0.5 Ω
Normalised site attenuation (NSA)	<±3.5 dB, 3 m distance
Site voltage standing-wave ratio ( $S_{VSWR}$ )	Between 0 and 6 dB, from 1GHz to 18GHz
Uniformity of field strength	Between 0 and 6 dB, from 80 to 3000 MHz

## 6. SUMMARY OF TEST RESULT

### 6.1. Summary of test results

#### LTE Band 2

Items	Test Name	Clause in FCC rules	Verdict
1	Output Power	24.232	P
2	Emission Limit	2.1051/24.238	P
3	Frequency Stability	2.1055	P
4	Occupied Bandwidth	2.1049	P
5	Emission Bandwidth	24.238	P
6	Band Edge Compliance	24.238	P
7	Conducted Spurious Emission	24.238	P
8	Peak-to-Average Power Ratio	24.232	P

#### LTE Band 4

Items	Test Name	Clause in FCC rules	Verdict
1	Output Power	27.50	P
2	Emission Limit	2.1051/27.53	P
3	Frequency Stability	2.1055	P
4	Occupied Bandwidth	2.1049	P
5	Emission Bandwidth	27.53	P
6	Band Edge Compliance	27.53	P
7	Conducted Spurious Emission	27.53	P
8	Peak-to-Average Power Ratio	27.50	P

#### LTE Band 5

Items	Test Name	Clause in FCC rules	Verdict
1	Output Power	22.913	BR
2	Emission Limit	2.1051/22.917	P
3	Frequency Stability	2.1055	BR
4	Occupied Bandwidth	2.1049	BR
5	Emission Bandwidth	22.917	BR
6	Band Edge Compliance	22.917	BR
7	Conducted Spurious Emission	22.917	BR

### LTE Band 7

Items	Test Name	Clause in FCC rules	Verdict
1	Output Power	27.50	P
2	Emission Limit	2.1051/27.53	P
3	Frequency Stability	2.1055	BR
4	Occupied Bandwidth	2.1049	BR
5	Emission Bandwidth	27.53	BR
6	Band Edge Compliance	27.53	BR
7	Conducted Spurious Emission	27.53	BR
8	Peak-to-Average Power Ratio	27.50	BR

### LTE Band 12

Items	Test Name	Clause in FCC rules	Verdict
1	Output Power	27.50	P
2	Emission Limit	2.1051/27.53	P
3	Frequency Stability	2.1055	P
4	Occupied Bandwidth	2.1049	P
5	Emission Bandwidth	27.53	P
6	Band Edge Compliance	27.53	P
7	Conducted Spurious Emission	27.53	P
8	Peak-to-Average Power Ratio	27.50	P

Terms used in Verdict column

P	Pass. The EUT complies with the essential requirements in the standard.
NP	Not Performed. The test was not performed by CTTL.
NA	Not Applicable. The test was not applicable.
BR	Re-use test data from basic model report.
F	Fail. The EUT does not comply with the essential requirements in the standard.

### 6.2. Explanation of re-use of test data

The Equipment Under Test (EUT) model SM-A015F/DS,SM-A015F (FCC ID: ZCASMA015F) is a variant product of SM-A015M/DS,SM-A015M (FCC ID: ZCASMA015M), according to the declaration of changes provided by the applicant and FCC KDB publication 484596 D01, spot check measurements were performed on this device, LTE bands 2,4,12 were tested, other test results are derived from test report No. I19Z70269-WMD03. Please refer Annex A for detail spot check verification data and reference data. The spot check test results are consistent with basic model.

For detail differences between two models please refer the Declaration of Changes document.

## 7. Test Equipment Utilized

NO.	Description	TYPE	series number	MANUFACTURE	CAL DUE DATE	Calibration interval
1	EMI Antenna	VULB9163	9163-235	Schwarzbeck	2019-11-20	1 year
2	EMI Antenna	3117	00058889	ETS-Lindgren	2020-01-12	1 year
3	EMI Antenna	3117	00119024	ETS-Lindgren	2020-02-25	1 year
4	Universal Radio Communication Tester	CMW500	159082	R&S	2019-12-25	1 year
5	Spectrum Analyzer	FSU26	200030	R&S	2020-06-03	1 year
6	EMI Antenna	9117	167	Schwarzbeck	2020-05-27	1 year
7	Climate chamber	SH-242	93008556	ESPEC	2019-12-21	2 year
8	Universal Radio Communication Tester	MT8821C	6201623363	Anritsu	2020-07-11	1 year
9	Radio Communication Analyzer	MT8821C	6201763159	Anritsu	2020-07-23	1 year
10	Test Receiver	E4440A	MY48250642	Agilent	2020-03-18	1 year
11	Test Receiver	N5183A	MY49060052	Agilent	2020-06-24	1 year
12	Universal Radio Communication Tester	CMW500	143008	R&S	2019-11-26	1 year
13	Power Amplifier	5S1G4	0341863	AR	/	

## **ANNEX A: MEASUREMENT RESULTS**

### **A.1 OUTPUT POWER**

#### **A.1.1 Summary**

During the process of testing, the EUT was controlled via Rhode & Schwarz Universal Radio Communication Tester (CMW500) or Anritsu Radio Communication Analyzer (MT8821C) to ensure max power transmission and proper modulation.

In all cases, output power is within the specified limits.

#### **A.1.2 Conducted**

##### **A.1.2.1 Method of Measurements**

The EUT was set up for the max output power with pseudo random data modulation.

These measurements were done at 3 frequencies (bottom, middle and top of operational frequency range) for each bandwidth.

##### **A.1.2.2 Measurement result**

#### **LTE band 2**

Bandwidth	RB size/offset	Frequency (MHz)	Power (dBm)		
			QPSK	16QAM	64QAM
1.4MHz	1 RB high	1909.3	22.10	20.93	20.20
		1880.0	21.84	20.59	19.91
		1850.7	22.15	20.38	19.78
	1 RB low	1909.3	21.86	20.72	19.95
		1880.0	21.86	20.74	20.02
		1850.7	21.96	21.00	20.22
	50% RB mid	1909.3	21.79	21.02	20.31
		1880.0	21.79	20.57	20.02
		1850.7	21.83	20.44	19.76
	100% RB	1909.3	21.84	19.51	18.83
		1880.0	21.69	19.86	19.08
		1850.7	21.78	19.41	18.89
3MHz	1 RB high	1908.5	21.85	20.40	19.60
		1880.0	21.76	21.05	20.44
		1851.5	21.83	20.47	19.90
	1 RB low	1908.5	21.67	21.10	20.39
		1880.0	22.00	21.03	20.29
		1851.5	21.67	20.55	19.80
	50% RB mid	1908.5	21.75	19.55	18.97
		1880.0	21.98	19.64	19.12

	100% RB	1851.5	21.76	19.54	18.97
		1908.5	21.79	19.54	18.95
		1880.0	21.79	19.77	19.20
		1851.5	21.81	19.58	18.85
5MHz	1 RB high	1907.5	21.93	20.57	20.02
		1880.0	21.47	20.45	19.73
		1852.5	21.50	20.37	19.83
	1 RB low	1907.5	21.84	20.50	19.83
		1880.0	22.33	20.52	19.87
		1852.5	21.79	20.37	19.80
	50% RB mid	1907.5	21.85	19.77	19.09
		1880.0	20.72	19.83	19.05
		1852.5	20.77	19.64	18.89
	100% RB	1907.5	20.57	19.81	19.16
		1880.0	20.66	19.71	19.01
		1852.5	20.74	19.43	18.70
10MHz	1 RB high	1905.0	22.25	20.94	20.32
		1880.0	22.05	21.26	20.61
		1855.0	22.20	20.63	19.89
	1 RB low	1905.0	21.73	20.73	20.03
		1880.0	21.82	20.81	20.15
		1855.0	21.71	20.65	20.03
	50% RB mid	1905.0	20.88	19.85	19.08
		1880.0	21.17	19.65	19.11
		1855.0	21.19	19.57	18.90
	100% RB	1905.0	20.78	19.68	19.03
		1880.0	21.03	19.61	18.90
		1855.0	21.07	19.52	18.89
15MHz	1 RB high	1902.5	22.05	21.11	20.55
		1880.0	21.98	20.79	20.16
		1857.5	21.50	21.19	20.68
	1 RB low	1902.5	21.78	20.94	20.19
		1880.0	21.94	20.76	20.13
		1857.5	21.71	21.22	20.69
	50% RB mid	1902.5	20.74	19.82	19.21
		1880.0	20.72	19.82	19.32
		1857.5	20.60	19.42	18.65
	100% RB	1902.5	20.68	19.74	19.12
1880.0		20.63	19.78	19.06	

		1857.5	20.65	19.50	18.76
20MHz	1 RB high	1900.0	22.28	21.68	20.97
		1880.0	22.01	20.50	19.70
		1860.0	22.01	20.66	20.11
	1 RB low	1900.0	22.06	20.44	19.75
		1880.0	21.98	20.98	20.32
		1860.0	21.79	20.51	20.00
	50% RB mid	1900.0	21.00	19.73	19.12
		1880.0	20.93	19.90	19.36
		1860.0	20.67	19.56	18.99
	100% RB	1900.0	20.91	19.78	19.13
		1880.0	20.85	19.62	18.92
		1860.0	20.75	19.55	18.92

**LTE band 4**

Bandwidth	RB size/offset	Frequency (MHz)	Power (dBm)		
			QPSK	16QAM	64QAM
1.4MHz	1 RB high	1754.3	22.24	20.57	19.93
		1732.5	21.78	20.62	19.76
		1710.7	21.81	20.57	19.80
	1 RB low	1754.3	22.15	20.66	19.92
		1732.5	21.81	20.67	20.01
		1710.7	21.41	20.36	19.51
	50% RB mid	1754.3	21.53	20.55	19.92
		1732.5	21.71	20.65	19.86
		1710.7	21.50	20.78	20.18
	100% RB	1754.3	21.47	19.78	19.06
		1732.5	21.42	19.97	19.09
		1710.7	21.40	19.43	18.63
3MHz	1 RB high	1753.5	21.64	20.81	20.19
		1732.5	21.76	20.81	20.06
		1711.5	21.97	20.75	19.98
	1 RB low	1753.5	21.51	20.71	19.92
		1732.5	22.13	20.78	19.89
		1711.5	21.81	20.98	20.09
	50% RB mid	1753.5	21.26	19.64	18.75
		1732.5	21.42	19.37	18.52
		1711.5	21.03	19.60	18.80
	100% RB	1753.5	21.18	19.39	18.58
		1732.5	21.28	19.66	19.00
		1711.5	21.06	19.67	18.80
5MHz	1 RB high	1752.5	21.95	20.65	19.77
		1732.5	21.66	20.23	19.60
		1712.5	21.57	20.53	19.84
	1 RB low	1752.5	21.68	20.26	19.46
		1732.5	21.51	20.47	19.82
		1712.5	21.70	20.09	19.40
	50% RB mid	1752.5	20.79	19.63	18.75
		1732.5	20.64	19.67	18.82
		1712.5	20.65	19.41	18.60
	100% RB	1752.5	20.67	19.72	19.03
		1732.5	20.65	19.82	19.05
		1712.5	20.69	19.67	18.77
10MHz	1 RB high	1750	22.06	20.59	19.83
		1732.5	21.68	20.73	19.97



	1 RB low	1715	22.18	20.44	19.81
		1750	21.48	20.96	20.13
		1732.5	21.69	20.50	19.83
	50% RB mid	1715	21.49	20.46	19.70
		1750	20.77	19.76	18.89
		1732.5	20.94	19.73	18.99
	100% RB	1715	20.71	19.70	19.05
		1750	20.69	19.74	19.01
		1732.5	20.95	19.65	18.87
15MHz	1 RB high	1715	20.70	19.62	18.90
		1750	20.69	19.74	19.01
		1732.5	20.95	19.65	18.87
	1 RB low	1747.5	21.62	21.38	20.12
		1732.5	21.90	20.70	19.99
		1717.5	21.57	20.70	20.00
	50% RB mid	1747.5	21.77	21.32	20.06
		1732.5	22.14	20.93	20.08
		1717.5	21.44	20.50	19.66
	100% RB	1747.5	20.72	19.57	18.72
		1732.5	20.81	19.65	18.88
		1717.5	20.71	19.74	18.85
20MHz	1 RB high	1747.5	20.70	19.74	18.90
		1732.5	20.71	19.73	18.93
		1717.5	20.61	19.71	19.05
	1 RB low	1745	21.84	20.45	19.58
		1732.5	21.96	20.28	19.61
		1720	21.91	20.79	19.93
	50% RB mid	1745	21.58	20.32	19.60
		1732.5	21.23	20.68	20.06
		1720	21.61	20.16	19.34
	100% RB	1745	20.75	19.78	19.04
		1732.5	20.79	19.72	18.94
		1720	20.67	19.59	18.88
	1 RB high	1745	20.90	19.78	19.14
		1732.5	20.75	19.68	18.87
		1720	20.60	19.54	18.90

**LTE band 5**

Bandwidth	RB size/offset	Frequency (MHz)	Power (dBm)		
			QPSK	16QAM	64QAM
1.4MHz	1 RB high	848.3	23.45	21.98	21.76
		836.5	23.07	22.16	21.67
		824.7	23.03	22.20	21.41
	1 RB low	848.3	22.30	22.05	21.62
		836.5	22.00	22.14	21.52
		824.7	22.06	22.03	21.91
	50% RB mid	848.3	23.35	22.18	21.51
		836.5	23.26	22.26	21.18
		824.7	23.37	21.76	21.62
	100% RB	848.3	22.27	21.10	20.74
		836.5	22.35	21.25	20.77
		824.7	22.20	21.39	20.78
3MHz	1 RB high	847.5	23.24	21.84	21.42
		836.5	23.00	22.18	21.45
		825.5	23.36	22.36	21.24
	1 RB low	847.5	22.78	21.72	21.48
		836.5	22.10	21.96	21.32
		825.5	22.03	22.16	21.72
	50% RB mid	847.5	22.28	21.36	20.59
		836.5	22.34	20.92	20.55
		825.5	22.44	20.88	20.43
	100% RB	847.5	22.13	21.20	20.49
		836.5	22.37	21.13	20.52
		825.5	22.33	21.16	20.61
5MHz	1 RB high	846.5	23.32	21.66	21.52
		836.5	23.01	22.13	21.46
		826.5	23.00	21.97	21.53
	1 RB low	846.5	23.18	21.68	21.42
		836.5	23.05	21.80	21.63
		826.5	23.12	21.85	21.32
	50% RB mid	846.5	22.28	21.30	20.54
		836.5	22.23	21.11	20.60
		826.5	22.32	21.09	20.68
	100% RB	846.5	22.08	21.24	20.45
		836.5	22.19	21.03	20.54
		826.5	22.18	21.17	20.63
10MHz	1 RB high	844.0	23.69	21.92	21.73
		836.5	23.09	22.24	21.71

		829.0	23.32	22.54	21.76
	1 RB low	844.0	22.90	22.04	21.64
		836.5	23.11	22.21	21.43
		829.0	22.85	22.50	21.64
	50% RB mid	844.0	22.42	21.38	20.92
		836.5	22.41	21.30	20.73
		829.0	22.47	21.32	20.87
	100% RB	844.0	22.22	21.17	20.75
		836.5	22.35	21.20	20.73
		829.0	22.29	21.19	20.67

**LTE band 7**

Bandwidth	RB size/offset	Frequency (MHz)	Power (dBm)		
			QPSK	16QAM	64QAM
5MHz	1 RB high	2567.5	21.91	20.57	20.11
		2535	21.89	20.51	19.93
		2502.5	21.85	20.78	20.12
	1 RB low	2567.5	22.04	20.44	20.12
		2535	21.98	20.49	20.21
		2502.5	22.02	20.56	20.20
	50% RB mid	2567.5	21.13	19.98	19.18
		2535	21.12	20.14	19.22
		2502.5	21.12	20.20	19.08
	100% RB	2567.5	21.03	20.23	19.17
		2535	21.06	20.02	19.17
		2502.5	21.05	20.14	19.15
10MHz	1 RB high	2565	22.01	21.21	20.12
		2535	22.09	20.80	20.19
		2505	22.16	21.06	20.25
	1 RB low	2565	22.01	20.71	20.25
		2535	22.15	21.09	20.12
		2505	22.16	20.81	20.05
	50% RB mid	2565	21.16	20.39	19.46
		2535	21.12	20.34	19.44
		2505	21.20	20.21	19.39
	100% RB	2565	21.12	20.35	19.24
		2535	21.15	20.19	19.27
		2505	21.15	20.14	19.20
15MHz	1 RB high	2562.5	21.98	21.79	19.81
		2535	22.22	21.15	20.54
		2507.5	21.98	20.57	20.35
	1 RB low	2562.5	22.15	21.67	20.50
		2535	22.23	21.14	20.03
		2507.5	22.05	21.19	20.37
	50% RB mid	2562.5	21.09	20.20	19.34
		2535	21.16	20.17	19.38
		2507.5	21.06	20.31	19.33
	100% RB	2562.5	21.09	20.13	19.11
		2535	21.06	20.20	19.26
		2507.5	21.03	20.20	19.44

20MHz	1 RB high	2560	22.25	20.97	20.08
		2535	22.10	20.98	20.57
		2510	22.08	20.40	20.48
	1 RB low	2560	22.21	20.72	20.25
		2535	22.37	20.93	20.23
		2510	22.02	20.42	20.23
	50% RB mid	2560	21.75	20.10	19.62
		2535	21.48	20.06	19.63
		2510	21.34	20.07	19.75
	100% RB	2560	21.13	20.02	19.44
		2535	21.21	20.07	19.77
		2510	21.05	20.05	19.53

**LTE band 12**

Bandwidth	RB size/offset	Frequency (MHz)	Power (dBm)		
			QPSK	16QAM	64QAM
1.4MHz	1 RB high	715.3	22.08	21.30	20.54
		707.5	22.54	21.41	20.43
		699.7	22.29	21.38	20.52
	1 RB low	715.3	22.25	20.72	19.95
		707.5	22.59	21.23	20.43
		699.7	22.55	21.46	20.48
	50% RB mid	715.3	22.45	21.22	20.23
		707.5	22.48	21.56	20.82
		699.7	22.34	21.45	20.54
	100% RB	715.3	21.48	20.06	19.21
		707.5	21.48	20.64	19.93
		699.7	21.41	20.70	19.98
3MHz	1 RB high	714.5	22.42	21.66	20.89
		707.5	22.47	21.54	20.67
		700.5	22.51	21.37	20.41
	1 RB low	714.5	22.59	21.78	20.85
		707.5	22.31	21.49	20.60
		700.5	22.68	21.80	20.90
	50% RB mid	714.5	21.31	20.41	19.62
		707.5	21.41	20.63	19.84
		700.5	21.45	20.23	19.47
	100% RB	714.5	21.43	20.50	19.73
		707.5	21.46	20.52	19.67
		700.5	21.39	20.40	19.44
5MHz	1 RB high	713.5	22.27	20.92	20.06
		707.5	22.43	20.82	19.83
		701.5	22.28	21.07	20.25
	1 RB low	713.5	22.43	21.31	20.46
		707.5	22.22	20.79	19.84
		701.5	22.44	21.43	20.59
	50% RB mid	713.5	21.31	20.34	19.54
		707.5	21.40	20.52	19.73
		701.5	21.30	20.26	19.45
	100% RB	713.5	21.29	20.24	19.41
		707.5	21.42	20.60	19.67
		701.5	21.33	20.33	19.49
10MHz	1 RB high	711.0	22.15	21.46	20.74
		707.5	22.72	21.64	20.67

		704.0	22.57	21.58	20.67
	1 RB low	711.0	22.41	21.21	20.30
		707.5	22.47	21.51	20.70
		704.0	22.56	21.81	20.51
	50% RB mid	711.0	21.46	20.75	19.85
		707.5	21.44	20.69	19.74
		704.0	21.18	20.21	19.49
	100% RB	711.0	21.26	20.63	19.91
		707.5	21.39	20.41	19.49
		704.0	21.33	20.42	19.48

### A.1.3 Radiated

#### A.1.3.1 Description

This is the test for the maximum radiated power from the EUT.

Rule Part 22.913(a) specifies "Mobile stations are limited to 2.0 watts EIRP".

Rule Part 27.50(h)(2) specifies "Mobile stations are limited to 2.0 watts EIRP".

Rule Part 24.232(b) specifies, "Mobile/portable stations are limited to 2 watts e.i.r.p. Peak power" and 24.232(c) specifies that "Peak transmit power must be measured over any interval of continuous transmission using instrumentation calibrated in terms of an rms-equivalent voltage."

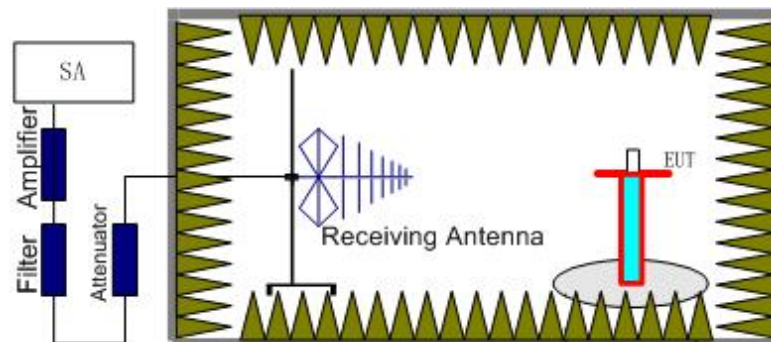
Rule Part 27.50(d) specifies "Fixed, mobile, and portable (handheld) stations operating in the 1710–1755 MHz band are limited to 1 watt EIRP".

Rule Part 27.50(c) specifies "Portable stations (hand-held de-vices) are limited to 3 watts ERP".

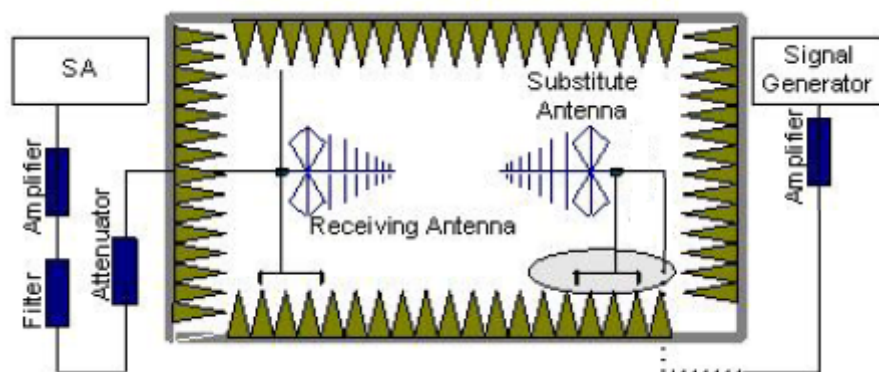
#### A.1.3.2 Method of Measurement

The measurements procedures in TIA-603E-2016 are used.

1. EUT was placed on a 1.5-meter-high non-conductive stand at a 3-meter test distance from the receive antenna. A receiving antenna was placed on the antenna mast 3 meters from the EUT for emission measurements. The height of receiving antenna is 1.5m. The test setup refers to figure below. Detected emissions were maximized at each frequency by rotating the EUT through 360 and adjusting the receiving antenna polarization. The radiated emission measurements of all transmit frequencies in three channels (High, Middle, Low) were measured with rms detector.



2. The EUT is then put into continuously transmitting mode at its maximum power level during the test. And the maximum value of the receiver should be recorded as ( $P_r$ ).
3. The EUT shall be replaced by a substitution antenna. The test setup refers to figure below.





In the chamber, a substitution antenna for the frequency band of interest is placed at the reference point of the chamber. An RF signal source for the frequency band of interest is connected to the substitution antenna with a cable that has been constructed to not interfere with the radiation pattern of the antenna. A power ( $P_{Mea}$ ) is applied to the input of the substitution antenna. Adjust the level of the signal generator output until the value of the receiver reaches the previously recorded ( $P_r$ ). The power of signal source ( $P_{Mea}$ ) is recorded. The test should be performed by rotating the test item and adjusting the receiving antenna polarization.

4. An amplifier should be connected to the Signal Source output port. And the cable should be connected between the amplifier and the substitution antenna. The cable loss ( $P_{cl}$ ), the substitution antenna Gain ( $G_a$ ) and the amplifier Gain ( $P_{Ag}$ ) should be recorded after test.

The measurement results are obtained as described below:

$$\text{Power (EIRP)} = P_{Mea} - P_{Ag} - P_{cl} - G_a$$

5. This value is EIRP since the measurement is calibrated using an antenna of known gain (unit dBi) and known input power.
6. ERP can be calculated from EIRP by subtracting the gain of the dipole,  $ERP = EIRP - 2.15$ .

### A.1.3.3 Measurement result

#### LTE Band 2- EIRP

Limits: ≤33dBm (2W)

#### LTE Band 2\_1.4MHz\_QPSK

Frequency (MHz)	P <sub>Mea</sub> (dBm)	P <sub>cl</sub> (dB)	P <sub>Ag</sub> (dB)	G <sub>a</sub> (dBi)	EIRP (dBm)	Limit (dBm)	Margin (dB)	Polarization
1850.70	-24.55	2.92	43.75	4.87	21.15	33.00	11.85	H
1880.00	-23.46	2.85	43.75	4.82	22.26	33.00	10.74	V
1909.30	-22.62	2.87	43.77	4.76	23.04	33.00	9.96	H

#### LTE Band 2\_3MHz\_QPSK

Frequency (MHz)	P <sub>Mea</sub> (dBm)	P <sub>cl</sub> (dB)	P <sub>Ag</sub> (dB)	G <sub>a</sub> (dBi)	EIRP (dBm)	Limit (dBm)	Margin (dB)	Polarization
1851.50	-24.65	2.87	43.75	4.87	21.10	33.00	11.90	H
1880.00	-24.04	2.85	43.75	4.82	21.68	33.00	11.32	H
1908.50	-22.72	2.89	43.78	4.76	22.93	33.00	10.07	H

#### LTE Band 2\_5MHz\_QPSK

Frequency (MHz)	P <sub>Mea</sub> (dBm)	P <sub>cl</sub> (dB)	P <sub>Ag</sub> (dB)	G <sub>a</sub> (dBi)	EIRP (dBm)	Limit (dBm)	Margin (dB)	Polarization
1852.50	-24.82	2.87	43.75	4.87	20.93	33.00	12.07	H
1880.00	-23.97	2.85	43.75	4.82	21.75	33.00	11.25	H
1907.50	-22.84	2.84	43.77	4.77	22.86	33.00	10.14	H

#### LTE Band 2\_10MHz\_QPSK

Frequency (MHz)	P <sub>Mea</sub> (dBm)	P <sub>cl</sub> (dB)	P <sub>Ag</sub> (dB)	G <sub>a</sub> (dBi)	EIRP (dBm)	Limit (dBm)	Margin (dB)	Polarization
1855.00	-24.78	2.88	43.74	4.86	20.94	33.00	12.06	H
1880.00	-24.02	2.85	43.75	4.82	21.70	33.00	11.30	H
1905.00	-23.12	2.87	43.77	4.77	22.55	33.00	10.45	H

#### LTE Band 2\_15MHz\_QPSK

Frequency (MHz)	P <sub>Mea</sub> (dBm)	P <sub>cl</sub> (dB)	P <sub>Ag</sub> (dB)	G <sub>a</sub> (dBi)	EIRP (dBm)	Limit (dBm)	Margin (dB)	Polarization
1857.50	-24.78	2.87	43.75	4.86	20.96	33.00	12.04	H
1880.00	-23.92	2.85	43.75	4.82	21.80	33.00	11.20	H
1902.50	-23.50	2.86	43.77	4.78	22.19	33.00	10.81	H

#### LTE Band 2\_20 MHz\_QPSK

Frequency (MHz)	P <sub>Mea</sub> (dBm)	P <sub>cl</sub> (dB)	P <sub>Ag</sub> (dB)	G <sub>a</sub> (dBi)	EIRP (dBm)	Limit (dBm)	Margin (dB)	Polarization
1860.00	-24.62	2.86	43.75	4.85	21.12	33.00	11.88	H
1880.00	-23.96	2.85	43.75	4.82	21.76	33.00	11.24	H
1900.00	-23.68	2.87	43.77	4.78	22.00	33.00	11.00	H

**LTE Band 2\_1.4MHz\_16QAM**

Frequency (MHz)	P <sub>Mea</sub> (dBm)	P <sub>cl</sub> (dB)	P <sub>Ag</sub> (dB)	G <sub>a</sub> (dBi)	EIRP (dBm)	Limit (dBm)	Margin (dB)	Polarization
1850.70	-25.81	2.92	43.75	4.87	19.89	33.00	13.11	H
1880.00	-25.07	2.85	43.75	4.82	20.65	33.00	12.35	H
1909.30	-23.99	2.87	43.77	4.76	21.67	33.00	11.33	H

**LTE Band 2\_3MHz\_16QAM**

Frequency (MHz)	P <sub>Mea</sub> (dBm)	P <sub>cl</sub> (dB)	P <sub>Ag</sub> (dB)	G <sub>a</sub> (dBi)	EIRP (dBm)	Limit (dBm)	Margin (dB)	Polarization
1851.50	-26.06	2.87	43.75	4.87	19.69	33.00	13.31	H
1880.00	-25.29	2.85	43.75	4.82	20.43	33.00	12.57	H
1908.50	-24.15	2.89	43.78	4.76	21.50	33.00	11.50	H

**LTE Band 2\_5MHz\_16QAM**

Frequency (MHz)	P <sub>Mea</sub> (dBm)	P <sub>cl</sub> (dB)	P <sub>Ag</sub> (dB)	G <sub>a</sub> (dBi)	EIRP (dBm)	Limit (dBm)	Margin (dB)	Polarization
1852.50	-25.99	2.87	43.75	4.87	19.76	33.00	13.24	H
1880.00	-25.33	2.85	43.75	4.82	20.39	33.00	12.61	H
1907.50	-24.32	2.84	43.77	4.77	21.38	33.00	11.62	H

**LTE Band 2\_10MHz\_16QAM**

Frequency (MHz)	P <sub>Mea</sub> (dBm)	P <sub>cl</sub> (dB)	P <sub>Ag</sub> (dB)	G <sub>a</sub> (dBi)	EIRP (dBm)	Limit (dBm)	Margin (dB)	Polarization
1855.00	-26.03	2.88	43.74	4.86	19.69	33.00	13.31	H
1880.00	-25.11	2.85	43.75	4.82	20.61	33.00	12.39	H
1905.00	-24.50	2.87	43.77	4.77	21.17	33.00	11.83	H

**LTE Band 2\_15MHz\_16QAM**

Frequency (MHz)	P <sub>Mea</sub> (dBm)	P <sub>cl</sub> (dB)	P <sub>Ag</sub> (dB)	G <sub>a</sub> (dBi)	EIRP (dBm)	Limit (dBm)	Margin (dB)	Polarization
1857.50	-26.15	2.87	43.75	4.86	19.59	33.00	13.41	H
1880.00	-25.26	2.85	43.75	4.82	20.46	33.00	12.54	H
1902.50	-24.79	2.86	43.77	4.78	20.90	33.00	12.10	H

**LTE Band 2\_20 MHz\_16QAM**

Frequency (MHz)	P <sub>Mea</sub> (dBm)	P <sub>cl</sub> (dB)	P <sub>Ag</sub> (dB)	G <sub>a</sub> (dBi)	EIRP (dBm)	Limit (dBm)	Margin (dB)	Polarization
1860.00	-26.03	2.86	43.75	4.85	19.71	33.00	13.29	H
1880.00	-25.23	2.85	43.75	4.82	20.49	33.00	12.51	H
1900.00	-24.97	2.87	43.77	4.78	20.71	33.00	12.29	H

### LTE Band 2\_1.4MHz\_64QAM

Frequency (MHz)	P <sub>Mea</sub> (dBm)	P <sub>cl</sub> (dB)	P <sub>Ag</sub> (dB)	G <sub>a</sub> (dBi)	EIRP (dBm)	Limit (dBm)	Margin (dB)	Polarization
1850.70	-26.73	2.92	43.75	4.87	18.97	33.00	14.03	H
1880.00	-25.60	2.85	43.75	4.82	20.12	33.00	12.88	V
1909.30	-24.90	2.87	43.77	4.76	20.76	33.00	12.24	H

### LTE Band 2\_3MHz\_64QAM

Frequency (MHz)	P <sub>Mea</sub> (dBm)	P <sub>cl</sub> (dB)	P <sub>Ag</sub> (dB)	G <sub>a</sub> (dBi)	EIRP (dBm)	Limit (dBm)	Margin (dB)	Polarization
1851.50	-26.82	2.87	43.75	4.87	18.93	33.00	14.07	H
1880.00	-26.03	2.85	43.75	4.82	19.69	33.00	13.31	H
1908.50	-25.05	2.89	43.78	4.76	20.60	33.00	12.40	H

### LTE Band 2\_5MHz\_64QAM

Frequency (MHz)	P <sub>Mea</sub> (dBm)	P <sub>cl</sub> (dB)	P <sub>Ag</sub> (dB)	G <sub>a</sub> (dBi)	EIRP (dBm)	Limit (dBm)	Margin (dB)	Polarization
1852.50	-26.78	2.87	43.75	4.87	18.97	33.00	14.03	H
1880.00	-26.08	2.85	43.75	4.82	19.64	33.00	13.36	H
1907.50	-25.15	2.84	43.77	4.77	20.55	33.00	12.45	H

### LTE Band 2\_10MHz\_64QAM

Frequency (MHz)	P <sub>Mea</sub> (dBm)	P <sub>cl</sub> (dB)	P <sub>Ag</sub> (dB)	G <sub>a</sub> (dBi)	EIRP (dBm)	Limit (dBm)	Margin (dB)	Polarization
1855.00	-26.87	2.88	43.74	4.86	18.85	33.00	14.15	H
1880.00	-25.97	2.85	43.75	4.82	19.75	33.00	13.25	H
1905.00	-24.56	2.87	43.77	4.77	21.11	33.00	11.89	H

### LTE Band 2\_15MHz\_64QAM

Frequency (MHz)	P <sub>Mea</sub> (dBm)	P <sub>cl</sub> (dB)	P <sub>Ag</sub> (dB)	G <sub>a</sub> (dBi)	EIRP (dBm)	Limit (dBm)	Margin (dB)	Polarization
1857.50	-26.85	2.87	43.75	4.86	18.89	33.00	14.11	H
1880.00	-25.90	2.85	43.75	4.82	19.82	33.00	13.18	H
1902.50	-25.27	2.86	43.77	4.78	20.42	33.00	12.58	H

### LTE Band 2\_20 MHz\_64QAM

Frequency (MHz)	P <sub>Mea</sub> (dBm)	P <sub>cl</sub> (dB)	P <sub>Ag</sub> (dB)	G <sub>a</sub> (dBi)	EIRP (dBm)	Limit (dBm)	Margin (dB)	Polarization
1860.00	-26.85	2.86	43.75	4.85	18.89	33.00	14.11	H
1880.00	-26.13	2.85	43.75	4.82	19.59	33.00	13.41	H
1900.00	-25.43	2.87	43.77	4.78	20.25	33.00	12.75	H

### LTE Band 4- EIRP

Limits: ≤30dBm (1W)

#### LTE Band 4\_1.4MHz\_QPSK

Frequency (MHz)	P <sub>Mea</sub> (dBm)	P <sub>cl</sub> (dB)	P <sub>Ag</sub> (dB)	G <sub>a</sub> (dBi)	EIRP (dBm)	Limit (dBm)	Margin (dB)	Polarization
1710.70	-25.55	3.17	44.10	5.12	20.50	30.00	9.50	H
1732.50	-26.85	3.33	44.14	5.08	19.04	30.00	10.96	H
1754.30	-24.66	3.76	44.14	5.04	20.76	30.00	9.24	H

#### LTE Band 4\_3MHz\_QPSK

Frequency (MHz)	P <sub>Mea</sub> (dBm)	P <sub>cl</sub> (dB)	P <sub>Ag</sub> (dB)	G <sub>a</sub> (dBi)	EIRP (dBm)	Limit (dBm)	Margin (dB)	Polarization
1711.50	-25.47	3.40	44.10	5.12	20.35	30.00	9.65	H
1732.50	-26.68	3.33	44.14	5.08	19.21	30.00	10.79	H
1753.50	-24.70	3.80	44.13	5.04	20.67	30.00	9.33	H

#### LTE Band 4\_5MHz\_QPSK

Frequency (MHz)	P <sub>Mea</sub> (dBm)	P <sub>cl</sub> (dB)	P <sub>Ag</sub> (dB)	G <sub>a</sub> (dBi)	EIRP (dBm)	Limit (dBm)	Margin (dB)	Polarization
1712.50	-25.29	3.66	44.10	5.12	20.27	30.00	9.73	H
1732.50	-26.74	3.33	44.14	5.08	19.15	30.00	10.85	H
1752.50	-24.80	3.82	44.14	5.05	20.57	30.00	9.43	H

#### LTE Band 4\_10MHz\_QPSK

Frequency (MHz)	P <sub>Mea</sub> (dBm)	P <sub>cl</sub> (dB)	P <sub>Ag</sub> (dB)	G <sub>a</sub> (dBi)	EIRP (dBm)	Limit (dBm)	Margin (dB)	Polarization
1715.00	-25.31	3.56	44.10	5.11	20.34	30.00	9.66	H
1732.50	-26.54	3.33	44.14	5.08	19.35	30.00	10.65	H
1750.00	-26.01	3.00	44.15	5.05	20.19	30.00	9.81	H

#### LTE Band 4\_15MHz\_QPSK

Frequency (MHz)	P <sub>Mea</sub> (dBm)	P <sub>cl</sub> (dB)	P <sub>Ag</sub> (dB)	G <sub>a</sub> (dBi)	EIRP (dBm)	Limit (dBm)	Margin (dB)	Polarization
1717.50	-25.61	3.47	44.11	5.11	20.14	30.00	9.86	H
1732.50	-26.59	3.33	44.14	5.08	19.30	30.00	10.70	H
1747.50	-25.89	3.34	44.15	5.05	19.97	30.00	10.03	H

#### LTE Band 4\_20 MHz\_QPSK

Frequency (MHz)	P <sub>Mea</sub> (dBm)	P <sub>cl</sub> (dB)	P <sub>Ag</sub> (dB)	G <sub>a</sub> (dBi)	EIRP (dBm)	Limit (dBm)	Margin (dB)	Polarization
1720.00	-25.77	3.37	44.11	5.10	20.07	30.00	9.93	H
1732.50	-26.62	3.33	44.14	5.08	19.27	30.00	10.73	H
1745.00	-25.78	3.68	44.16	5.06	19.76	30.00	10.24	H

**LTE Band 4\_1.4MHz\_16QAM**

Frequency (MHz)	P <sub>Mea</sub> (dBm)	P <sub>cl</sub> (dB)	P <sub>Ag</sub> (dB)	G <sub>a</sub> (dBi)	EIRP (dBm)	Limit (dBm)	Margin (dB)	Polarization
1710.70	-26.73	3.17	44.10	5.12	19.32	30.00	10.68	H
1732.50	-28.06	3.33	44.14	5.08	17.83	30.00	12.17	H
1754.30	-25.92	3.76	44.14	5.04	19.50	30.00	10.50	H

**LTE Band 4\_3MHz\_16QAM**

Frequency (MHz)	P <sub>Mea</sub> (dBm)	P <sub>cl</sub> (dB)	P <sub>Ag</sub> (dB)	G <sub>a</sub> (dBi)	EIRP (dBm)	Limit (dBm)	Margin (dB)	Polarization
1711.50	-26.80	3.40	44.10	5.12	19.02	30.00	10.98	H
1732.50	-28.02	3.33	44.14	5.08	17.87	30.00	12.13	H
1753.50	-25.89	3.80	44.13	5.04	19.48	30.00	10.52	H

**LTE Band 4\_5MHz\_16QAM**

Frequency (MHz)	P <sub>Mea</sub> (dBm)	P <sub>cl</sub> (dB)	P <sub>Ag</sub> (dB)	G <sub>a</sub> (dBi)	EIRP (dBm)	Limit (dBm)	Margin (dB)	Polarization
1712.50	-26.64	3.66	44.10	5.12	18.92	30.00	11.08	H
1732.50	-28.09	3.33	44.14	5.08	17.80	30.00	12.20	H
1752.50	-26.30	3.82	44.14	5.05	19.07	30.00	10.93	H

**LTE Band 4\_10MHz\_16QAM**

Frequency (MHz)	P <sub>Mea</sub> (dBm)	P <sub>cl</sub> (dB)	P <sub>Ag</sub> (dB)	G <sub>a</sub> (dBi)	EIRP (dBm)	Limit (dBm)	Margin (dB)	Polarization
1715.00	-26.67	3.56	44.10	5.11	18.98	30.00	11.02	H
1732.50	-27.99	3.33	44.14	5.08	17.90	30.00	12.10	H
1750.00	-27.19	3.00	44.15	5.05	19.01	30.00	10.99	H

**LTE Band 4\_15MHz\_16QAM**

Frequency (MHz)	P <sub>Mea</sub> (dBm)	P <sub>cl</sub> (dB)	P <sub>Ag</sub> (dB)	G <sub>a</sub> (dBi)	EIRP (dBm)	Limit (dBm)	Margin (dB)	Polarization
1717.50	-26.95	3.47	44.11	5.11	18.80	30.00	11.20	H
1732.50	-27.97	3.33	44.14	5.08	17.92	30.00	12.08	H
1747.50	-27.49	3.34	44.15	5.05	18.37	30.00	11.63	H

**LTE Band 4\_20 MHz\_16QAM**

Frequency (MHz)	P <sub>Mea</sub> (dBm)	P <sub>cl</sub> (dB)	P <sub>Ag</sub> (dB)	G <sub>a</sub> (dBi)	EIRP (dBm)	Limit (dBm)	Margin (dB)	Polarization
1720.00	-26.98	3.37	44.11	5.10	18.86	30.00	11.14	H
1732.50	-28.18	3.33	44.14	5.08	17.71	30.00	12.29	H
1745.00	-27.30	3.68	44.16	5.06	18.24	30.00	11.76	H

**LTE Band 4\_1.4MHz\_64QAM**

Frequency (MHz)	P <sub>Mea</sub> (dBm)	P <sub>cl</sub> (dB)	P <sub>Ag</sub> (dB)	G <sub>a</sub> (dBi)	EIRP (dBm)	Limit (dBm)	Margin (dB)	Polarization
1710.70	-27.87	3.17	44.10	5.12	18.18	30.00	11.82	H
1732.50	-29.04	3.33	44.14	5.08	16.85	30.00	13.15	H
1754.30	-26.90	3.76	44.14	5.04	18.52	30.00	11.48	H

**LTE Band 4\_3MHz\_64QAM**

Frequency (MHz)	P <sub>Mea</sub> (dBm)	P <sub>cl</sub> (dB)	P <sub>Ag</sub> (dB)	G <sub>a</sub> (dBi)	EIRP (dBm)	Limit (dBm)	Margin (dB)	Polarization
1711.50	-27.74	3.40	44.10	5.12	18.08	30.00	11.92	H
1732.50	-28.97	3.33	44.14	5.08	16.92	30.00	13.08	H
1753.50	-26.95	3.80	44.13	5.04	18.42	30.00	11.58	H

**LTE Band 4\_5MHz\_64QAM**

Frequency (MHz)	P <sub>Mea</sub> (dBm)	P <sub>cl</sub> (dB)	P <sub>Ag</sub> (dB)	G <sub>a</sub> (dBi)	EIRP (dBm)	Limit (dBm)	Margin (dB)	Polarization
1712.50	-27.53	3.66	44.10	5.12	18.03	30.00	11.97	H
1732.50	-28.98	3.33	44.14	5.08	16.91	30.00	13.09	H
1752.50	-27.08	3.82	44.14	5.05	18.29	30.00	11.71	H

**LTE Band 4\_10MHz\_64QAM**

Frequency (MHz)	P <sub>Mea</sub> (dBm)	P <sub>cl</sub> (dB)	P <sub>Ag</sub> (dB)	G <sub>a</sub> (dBi)	EIRP (dBm)	Limit (dBm)	Margin (dB)	Polarization
1715.00	-27.49	3.56	44.10	5.11	18.16	30.00	11.84	H
1732.50	-28.76	3.33	44.14	5.08	17.13	30.00	12.87	H
1750.00	-27.91	3.00	44.15	5.05	18.29	30.00	11.71	H

**LTE Band 4\_15MHz\_64QAM**

Frequency (MHz)	P <sub>Mea</sub> (dBm)	P <sub>cl</sub> (dB)	P <sub>Ag</sub> (dB)	G <sub>a</sub> (dBi)	EIRP (dBm)	Limit (dBm)	Margin (dB)	Polarization
1717.50	-27.60	3.47	44.11	5.11	18.15	30.00	11.85	H
1732.50	-28.81	3.33	44.14	5.08	17.08	30.00	12.92	H
1747.50	-28.42	3.34	44.15	5.05	17.44	30.00	12.56	H

**LTE Band 4\_20 MHz\_64QAM**

Frequency (MHz)	P <sub>Mea</sub> (dBm)	P <sub>cl</sub> (dB)	P <sub>Ag</sub> (dB)	G <sub>a</sub> (dBi)	EIRP (dBm)	Limit (dBm)	Margin (dB)	Polarization
1720.00	-27.76	3.37	44.11	5.10	18.08	30.00	11.92	H
1732.50	-28.85	3.33	44.14	5.08	17.04	30.00	12.96	H
1745.00	-27.60	3.68	44.16	5.06	17.94	30.00	12.06	H

### LTE Band 12 - ERP

Limits:  $\leq 34.77\text{dBm}$  (3W)

#### LTE Band 12\_1.4MHz\_QPSK

Frequency (MHz)	P <sub>Mea</sub> (dBm)	P <sub>cl</sub> (dB)	P <sub>Ag</sub> (dB)	G <sub>a</sub> (dBi)	Correction (dB)	ERP (dBm)	Limit (dBm)	Margin (dB)	Polarization
699.70	-24.19	1.90	44.66	0.77	2.15	17.19	34.77	17.58	V
707.50	-23.84	1.91	44.94	0.62	2.15	17.66	34.77	17.11	V
715.30	-23.71	1.92	45.26	0.50	2.15	17.98	34.77	16.79	V

#### LTE Band 12\_3MHz\_QPSK

Frequency (MHz)	P <sub>Mea</sub> (dBm)	P <sub>cl</sub> (dB)	P <sub>Ag</sub> (dB)	G <sub>a</sub> (dBi)	Correction (dB)	ERP (dBm)	Limit (dBm)	Margin (dB)	Polarization
700.50	-24.13	1.90	44.68	0.76	2.15	17.26	34.77	17.51	V
707.50	-24.05	1.91	44.94	0.62	2.15	17.45	34.77	17.32	V
714.50	-23.80	1.92	45.26	0.50	2.15	17.89	34.77	16.88	V

#### LTE Band 12\_5MHz\_QPSK

Frequency (MHz)	P <sub>Mea</sub> (dBm)	P <sub>cl</sub> (dB)	P <sub>Ag</sub> (dB)	G <sub>a</sub> (dBi)	Correction (dB)	ERP (dBm)	Limit (dBm)	Margin (dB)	Polarization
701.50	-24.12	1.90	44.81	0.74	2.15	17.38	34.77	17.39	V
707.50	-24.00	1.91	44.94	0.62	2.15	17.50	34.77	17.27	V
713.50	-23.80	1.92	45.22	0.50	2.15	17.85	34.77	16.92	V

#### LTE Band 12\_10MHz\_QPSK

Frequency (MHz)	P <sub>Mea</sub> (dBm)	P <sub>cl</sub> (dB)	P <sub>Ag</sub> (dB)	G <sub>a</sub> (dBi)	Correction (dB)	ERP (dBm)	Limit (dBm)	Margin (dB)	Polarization
704.00	-23.90	1.91	44.93	0.70	2.15	17.67	34.77	17.10	V
707.50	-23.86	1.91	44.94	0.62	2.15	17.64	34.77	17.13	V
711.00	-23.99	1.92	45.19	0.53	2.15	17.66	34.77	17.11	V



**LTE Band 12\_1.4MHz\_16QAM**

Frequency (MHz)	P <sub>Mea</sub> (dBm)	P <sub>cl</sub> (dB)	P <sub>Ag</sub> (dB)	G <sub>a</sub> (dBi)	Correction (dB)	ERP (dBm)	Limit (dBm)	Margin (dB)	Polarization
699.70	-25.72	1.90	44.66	0.77	2.15	15.66	34.77	19.11	V
707.50	-25.01	1.91	44.94	0.62	2.15	16.49	34.77	18.28	V
715.30	-24.99	1.92	45.26	0.50	2.15	16.70	34.77	18.07	V

**LTE Band 12\_3MHz\_16QAM**

Frequency (MHz)	P <sub>Mea</sub> (dBm)	P <sub>cl</sub> (dB)	P <sub>Ag</sub> (dB)	G <sub>a</sub> (dBi)	Correction (dB)	ERP (dBm)	Limit (dBm)	Margin (dB)	Polarization
700.50	-25.50	1.90	44.68	0.76	2.15	15.89	34.77	18.88	V
707.50	-25.27	1.91	44.94	0.62	2.15	16.23	34.77	18.54	V
714.50	-25.16	1.92	45.26	0.50	2.15	16.53	34.77	18.24	V

**LTE Band 12\_5MHz\_16QAM**

Frequency (MHz)	P <sub>Mea</sub> (dBm)	P <sub>cl</sub> (dB)	P <sub>Ag</sub> (dB)	G <sub>a</sub> (dBi)	Correction (dB)	ERP (dBm)	Limit (dBm)	Margin (dB)	Polarization
701.50	-25.64	1.90	44.81	0.74	2.15	15.86	34.77	18.91	V
707.50	-25.08	1.91	44.94	0.62	2.15	16.42	34.77	18.35	V
713.50	-25.31	1.92	45.22	0.50	2.15	16.34	34.77	18.43	V

**LTE Band 12\_10MHz\_16QAM**

Frequency (MHz)	P <sub>Mea</sub> (dBm)	P <sub>cl</sub> (dB)	P <sub>Ag</sub> (dB)	G <sub>a</sub> (dBi)	Correction (dB)	ERP (dBm)	Limit (dBm)	Margin (dB)	Polarization
704.00	-25.29	1.91	44.93	0.70	2.15	16.28	34.77	18.49	V
707.50	-25.05	1.91	44.94	0.62	2.15	16.45	34.77	18.32	V
711.00	-25.10	1.92	45.19	0.53	2.15	16.55	34.77	18.22	V

**LTE Band 12\_1.4MHz\_64QAM**

Frequency (MHz)	P <sub>Mea</sub> (dBm)	P <sub>cl</sub> (dB)	P <sub>Ag</sub> (dB)	G <sub>a</sub> (dBi)	Correction (dB)	ERP (dBm)	Limit (dBm)	Margin (dB)	Polarization
699.70	-26.37	1.90	44.66	0.77	2.15	15.01	34.77	19.76	V
707.50	-25.74	1.91	44.94	0.62	2.15	15.76	34.77	19.01	V
715.30	-25.68	1.92	45.26	0.50	2.15	16.01	34.77	18.76	V

**LTE Band 12\_3MHz\_64QAM**

Frequency (MHz)	P <sub>Mea</sub> (dBm)	P <sub>cl</sub> (dB)	P <sub>Ag</sub> (dB)	G <sub>a</sub> (dBi)	Correction (dB)	ERP (dBm)	Limit (dBm)	Margin (dB)	Polarization
700.50	-26.25	1.90	44.68	0.76	2.15	15.14	34.77	19.63	V
707.50	-26.00	1.91	44.94	0.62	2.15	15.50	34.77	19.27	V
714.50	-25.90	1.92	45.26	0.50	2.15	15.79	34.77	18.98	V

**LTE Band 12\_5MHz\_64QAM**

Frequency (MHz)	P <sub>Mea</sub> (dBm)	P <sub>cl</sub> (dB)	P <sub>Ag</sub> (dB)	G <sub>a</sub> (dBi)	Correction (dB)	ERP (dBm)	Limit (dBm)	Margin (dB)	Polarization
701.50	-26.20	1.90	44.81	0.74	2.15	15.30	34.77	19.47	V
707.50	-26.01	1.91	44.94	0.62	2.15	15.49	34.77	19.28	V
713.50	-25.82	1.92	45.22	0.50	2.15	15.83	34.77	18.94	V

**LTE Band 12\_10MHz\_64QAM**

Frequency (MHz)	P <sub>Mea</sub> (dBm)	P <sub>cl</sub> (dB)	P <sub>Ag</sub> (dB)	G <sub>a</sub> (dBi)	Correction (dB)	ERP (dBm)	Limit (dBm)	Margin (dB)	Polarization
704.00	-26.09	1.91	44.93	0.70	2.15	15.48	34.77	19.29	V
707.50	-25.97	1.91	44.94	0.62	2.15	15.53	34.77	19.24	V
711.00	-25.89	1.92	45.19	0.53	2.15	15.76	34.77	19.01	V

**Spot Check Measurement Results:**

**LTE Band 7- EIRP**

Limits:  $\leq 33$  dBm (2W)

**LTE Band 7\_5MHz\_QPSK**

Frequency (MHz)	P <sub>Mea</sub> (dBm)	P <sub>cl</sub> (dB)	P <sub>Ag</sub> (dB)	G <sub>a</sub> (dBi)	EIRP (dBm)	Limit (dBm)	Margin (dB)	Polarization
2502.50	-27.19	3.58	45.68	6.10	21.01	33.00	11.99	H
2535.00	-25.54	3.63	44.82	6.16	21.81	33.00	11.19	H
2567.50	-25.91	3.65	44.92	6.22	21.58	33.00	11.42	H

**LTE Band 7\_10MHz\_QPSK**

Frequency (MHz)	P <sub>Mea</sub> (dBm)	P <sub>cl</sub> (dB)	P <sub>Ag</sub> (dB)	G <sub>a</sub> (dBi)	EIRP (dBm)	Limit (dBm)	Margin (dB)	Polarization
2505.00	-26.94	3.59	45.64	6.11	21.22	33.00	11.78	H
2535.00	-25.50	3.63	44.82	6.16	21.85	33.00	11.15	H
2565.00	-25.92	3.65	44.97	6.22	21.62	33.00	11.38	H

**LTE Band 7\_15MHz\_QPSK**

Frequency (MHz)	P <sub>Mea</sub> (dBm)	P <sub>cl</sub> (dB)	P <sub>Ag</sub> (dB)	G <sub>a</sub> (dBi)	EIRP (dBm)	Limit (dBm)	Margin (dB)	Polarization
2507.50	-26.34	3.59	44.92	6.11	21.10	33.00	11.90	H
2535.00	-25.38	3.63	44.82	6.16	21.97	33.00	11.03	H
2562.50	-26.80	3.65	45.67	6.21	21.43	33.00	11.57	H

**LTE Band 7\_20 MHz\_QPSK**

Frequency (MHz)	P <sub>Mea</sub> (dBm)	P <sub>cl</sub> (dB)	P <sub>Ag</sub> (dB)	G <sub>a</sub> (dBi)	EIRP (dBm)	Limit (dBm)	Margin (dB)	Polarization
2510.00	-26.07	3.58	45.36	6.12	21.83	33.00	11.17	H
2535.00	-25.40	3.63	44.82	6.16	21.95	33.00	11.05	H
2560.00	-27.14	3.64	45.98	6.21	21.41	33.00	11.59	H

**LTE Band 7\_5MHz\_16QAM**

Frequency (MHz)	P <sub>Mea</sub> (dBm)	P <sub>cl</sub> (dB)	P <sub>Ag</sub> (dB)	G <sub>a</sub> (dBi)	EIRP (dBm)	Limit (dBm)	Margin (dB)	Polarization
2502.50	-27.99	3.58	45.68	6.10	20.21	33.00	12.79	H
2535.00	-26.80	3.63	44.82	6.16	20.55	33.00	12.45	H
2567.50	-26.94	3.65	44.92	6.22	20.55	33.00	12.45	H

**LTE Band 7\_10MHz\_16QAM**

Frequency (MHz)	P <sub>Mea</sub> (dBm)	P <sub>cl</sub> (dB)	P <sub>Ag</sub> (dB)	G <sub>a</sub> (dBi)	EIRP (dBm)	Limit (dBm)	Margin (dB)	Polarization
2505.00	-27.90	3.59	45.64	6.11	20.26	33.00	12.74	H
2535.00	-26.52	3.63	44.82	6.16	20.83	33.00	12.17	H
2565.00	-26.86	3.65	44.97	6.22	20.68	33.00	12.32	H

**LTE Band 7\_15MHz\_16QAM**

Frequency (MHz)	P <sub>Mea</sub> (dBm)	P <sub>cl</sub> (dB)	P <sub>Ag</sub> (dB)	G <sub>a</sub> (dBi)	EIRP (dBm)	Limit (dBm)	Margin (dB)	Polarization
2507.50	-27.43	3.59	44.92	6.11	20.01	33.00	12.99	H
2535.00	-26.51	3.63	44.82	6.16	20.84	33.00	12.16	H
2562.50	-27.43	3.65	45.67	6.21	20.80	33.00	12.20	H

**LTE Band 7\_20 MHz\_16QAM**

Frequency (MHz)	P <sub>Mea</sub> (dBm)	P <sub>cl</sub> (dB)	P <sub>Ag</sub> (dB)	G <sub>a</sub> (dBi)	EIRP (dBm)	Limit (dBm)	Margin (dB)	Polarization
2510.00	-27.49	3.58	45.36	6.12	20.41	33.00	12.59	H
2535.00	-26.20	3.63	44.82	6.16	21.15	33.00	11.85	H
2560.00	-27.81	3.64	45.98	6.21	20.74	33.00	12.26	H

**LTE Band 7\_5MHz\_64QAM**

Frequency (MHz)	P <sub>Mea</sub> (dBm)	P <sub>cl</sub> (dB)	P <sub>Ag</sub> (dB)	G <sub>a</sub> (dBi)	EIRP (dBm)	Limit (dBm)	Margin (dB)	Polarization
2502.50	-29.25	3.58	45.68	6.10	18.95	33.00	14.05	H
2535.00	-28.11	3.63	44.82	6.16	19.24	33.00	13.76	H
2567.50	-28.12	3.65	44.92	6.22	19.37	33.00	13.63	H

**LTE Band 7\_10MHz\_64QAM**

Frequency (MHz)	P <sub>Mea</sub> (dBm)	P <sub>cl</sub> (dB)	P <sub>Ag</sub> (dB)	G <sub>a</sub> (dBi)	EIRP (dBm)	Limit (dBm)	Margin (dB)	Polarization
2505.00	-29.15	3.59	45.64	6.11	19.01	33.00	13.99	H
2535.00	-27.75	3.63	44.82	6.16	19.60	33.00	13.40	H
2565.00	-28.13	3.65	44.97	6.22	19.41	33.00	13.59	H

**LTE Band 7\_15MHz\_64QAM**

Frequency (MHz)	P <sub>Mea</sub> (dBm)	P <sub>cl</sub> (dB)	P <sub>Ag</sub> (dB)	G <sub>a</sub> (dBi)	EIRP (dBm)	Limit (dBm)	Margin (dB)	Polarization
2507.50	-28.67	3.59	44.92	6.11	18.77	33.00	14.23	H
2535.00	-27.74	3.63	44.82	6.16	19.61	33.00	13.39	H
2562.50	-28.68	3.65	45.67	6.21	19.55	33.00	13.45	H

**LTE Band 7\_20 MHz\_64QAM**

Frequency (MHz)	P <sub>Mea</sub> (dBm)	P <sub>cl</sub> (dB)	P <sub>Ag</sub> (dB)	G <sub>a</sub> (dBi)	EIRP (dBm)	Limit (dBm)	Margin (dB)	Polarization
2510.00	-28.74	3.58	45.36	6.12	19.16	33.00	13.84	H
2535.00	-27.42	3.63	44.82	6.16	19.93	33.00	13.07	H
2560.00	-29.10	3.64	45.98	6.21	19.45	33.00	13.55	H

**Reference Measurement Results from basic model:**

**LTE Band 5- ERP**

Limits:  $\leq 38.45\text{dBm}$  (7W)

**LTE Band 5\_1.4MHz\_QPSK**

Frequency (MHz)	P <sub>Mea</sub> (dBm)	P <sub>cl</sub> (dB)	P <sub>Ag</sub> (dB)	G <sub>a</sub> (dBi)	Correction (dB)	ERP (dBm)	Limit (dBm)	Margin (dB)	Polarization
824.70	-22.28	2.26	45.79	0.95	2.15	20.05	38.45	18.40	H
836.50	-21.56	2.26	45.66	0.82	2.15	20.51	38.45	17.94	H
848.30	-22.44	2.27	45.55	0.80	2.15	19.49	38.45	18.96	H

**LTE Band 5\_3MHz\_QPSK**

Frequency (MHz)	P <sub>Mea</sub> (dBm)	P <sub>cl</sub> (dB)	P <sub>Ag</sub> (dB)	G <sub>a</sub> (dBi)	Correction (dB)	ERP (dBm)	Limit (dBm)	Margin (dB)	Polarization
825.50	-22.36	2.26	45.79	0.94	2.15	19.96	38.45	18.49	H
836.50	-21.84	2.26	45.66	0.82	2.15	20.23	38.45	18.22	H
847.50	-22.52	2.27	45.56	0.81	2.15	19.43	38.45	19.02	H

**LTE Band 5\_5MHz\_QPSK**

Frequency (MHz)	P <sub>Mea</sub> (dBm)	P <sub>cl</sub> (dB)	P <sub>Ag</sub> (dB)	G <sub>a</sub> (dBi)	Correction (dB)	ERP (dBm)	Limit (dBm)	Margin (dB)	Polarization
826.50	-22.54	2.25	45.77	0.93	2.15	19.76	38.45	18.69	H
836.50	-21.92	2.26	45.66	0.82	2.15	20.15	38.45	18.30	H
846.50	-22.88	2.26	45.56	0.82	2.15	19.09	38.45	19.36	H

**LTE Band 5\_10MHz\_QPSK**

Frequency (MHz)	P <sub>Mea</sub> (dBm)	P <sub>cl</sub> (dB)	P <sub>Ag</sub> (dB)	G <sub>a</sub> (dBi)	Correction (dB)	ERP (dBm)	Limit (dBm)	Margin (dB)	Polarization
829.00	-22.11	2.13	45.74	0.90	2.15	20.25	38.45	18.20	H
836.50	-21.62	2.26	45.66	0.82	2.15	20.45	38.45	18.00	H
844.00	-22.49	2.26	45.59	0.82	2.15	19.51	38.45	18.94	H

**LTE Band 5\_1.4MHz\_16QAM**

Frequency (MHz)	P <sub>Mea</sub> (dBm)	P <sub>cl</sub> (dB)	P <sub>Ag</sub> (dB)	G <sub>a</sub> (dBi)	Correction (dB)	ERP (dBm)	Limit (dBm)	Margin (dB)	Polarization
824.70	-22.91	2.26	45.79	0.95	2.15	19.42	38.45	19.03	H
836.50	-22.37	2.26	45.66	0.82	2.15	19.70	38.45	18.75	H
848.30	-23.39	2.27	45.55	0.80	2.15	18.54	38.45	19.91	H

**LTE Band 5\_3MHz\_16QAM**

Frequency (MHz)	P <sub>Mea</sub> (dBm)	P <sub>cl</sub> (dB)	P <sub>Ag</sub> (dB)	G <sub>a</sub> (dBi)	Correction (dB)	ERP (dBm)	Limit (dBm)	Margin (dB)	Polarization
825.50	-23.16	2.26	45.79	0.94	2.15	19.16	38.45	19.29	H
836.50	-22.87	2.26	45.66	0.82	2.15	19.20	38.45	19.25	H
847.50	-23.57	2.27	45.56	0.81	2.15	18.38	38.45	20.07	H

**LTE Band 5\_5MHz\_16QAM**

Frequency (MHz)	P <sub>Mea</sub> (dBm)	P <sub>cl</sub> (dB)	P <sub>Ag</sub> (dB)	G <sub>a</sub> (dBi)	Correction (dB)	ERP (dBm)	Limit (dBm)	Margin (dB)	Polarization
826.50	-23.33	2.25	45.77	0.93	2.15	18.97	38.45	19.48	H
836.50	-22.96	2.26	45.66	0.82	2.15	19.11	38.45	19.34	H
846.50	-23.67	2.26	45.56	0.82	2.15	18.30	38.45	20.15	H

**LTE Band 5\_10MHz\_16QAM**

Frequency (MHz)	P <sub>Mea</sub> (dBm)	P <sub>cl</sub> (dB)	P <sub>Ag</sub> (dB)	G <sub>a</sub> (dBi)	Correction (dB)	ERP (dBm)	Limit (dBm)	Margin (dB)	Polarization
829.00	-23.29	2.13	45.74	0.90	2.15	19.07	38.45	19.38	H
836.50	-22.80	2.26	45.66	0.82	2.15	19.27	38.45	19.18	H
844.00	-23.20	2.26	45.59	0.82	2.15	18.80	38.45	19.65	H

**LTE Band 5\_1.4MHz\_64QAM**

Frequency (MHz)	P <sub>Mea</sub> (dBm)	P <sub>cl</sub> (dB)	P <sub>Ag</sub> (dB)	G <sub>a</sub> (dBi)	Correction (dB)	ERP (dBm)	Limit (dBm)	Margin (dB)	Polarization
824.70	-24.15	2.26	45.79	0.95	2.15	18.18	38.45	20.27	H
836.50	-23.34	2.26	45.66	0.82	2.15	18.73	38.45	19.72	H
848.30	-24.40	2.27	45.55	0.80	2.15	17.53	38.45	20.92	H

**LTE Band 5\_3MHz\_64QAM**

Frequency (MHz)	P <sub>Mea</sub> (dBm)	P <sub>cl</sub> (dB)	P <sub>Ag</sub> (dB)	G <sub>a</sub> (dBi)	Correction (dB)	ERP (dBm)	Limit (dBm)	Margin (dB)	Polarization
825.50	-24.24	2.26	45.79	0.94	2.15	18.08	38.45	20.37	H
836.50	-23.62	2.26	45.66	0.82	2.15	18.45	38.45	20.00	H
847.50	-24.43	2.27	45.56	0.81	2.15	17.52	38.45	20.93	H

**LTE Band 5\_5MHz\_64QAM**

Frequency (MHz)	P <sub>Mea</sub> (dBm)	P <sub>cl</sub> (dB)	P <sub>Ag</sub> (dB)	G <sub>a</sub> (dBi)	Correction (dB)	ERP (dBm)	Limit (dBm)	Margin (dB)	Polarization
826.50	-24.16	2.25	45.77	0.93	2.15	18.14	38.45	20.31	H
836.50	-23.66	2.26	45.66	0.82	2.15	18.41	38.45	20.04	H
846.50	-24.53	2.26	45.56	0.82	2.15	17.44	38.45	21.01	H

**LTE Band 5\_10MHz\_64QAM**

Frequency (MHz)	P <sub>Mea</sub> (dBm)	P <sub>cl</sub> (dB)	P <sub>Ag</sub> (dB)	G <sub>a</sub> (dBi)	Correction (dB)	ERP (dBm)	Limit (dBm)	Margin (dB)	Polarization
829.00	-23.89	2.13	45.74	0.90	2.15	18.47	38.45	19.98	H
836.50	-23.48	2.26	45.66	0.82	2.15	18.59	38.45	19.86	H
844.00	-24.12	2.26	45.59	0.82	2.15	17.88	38.45	20.57	H



### LTE Band 7- EIRP

Limits:  $\leq 33$  dBm (2W)

#### LTE Band 7\_5MHz\_QPSK

Frequency (MHz)	P <sub>Mea</sub> (dBm)	P <sub>cl</sub> (dB)	P <sub>Ag</sub> (dB)	G <sub>a</sub> (dBi)	EIRP (dBm)	Limit (dBm)	Margin (dB)	Polarization
2502.50	-29.00	3.58	45.68	6.10	19.20	33.00	13.80	H
2535.00	-26.73	3.63	44.82	6.16	20.62	33.00	12.38	H
2567.50	-26.86	3.65	44.92	6.22	20.63	33.00	12.37	H

#### LTE Band 7\_10MHz\_QPSK

Frequency (MHz)	P <sub>Mea</sub> (dBm)	P <sub>cl</sub> (dB)	P <sub>Ag</sub> (dB)	G <sub>a</sub> (dBi)	EIRP (dBm)	Limit (dBm)	Margin (dB)	Polarization
2505.00	-28.47	3.59	45.64	6.11	19.69	33.00	13.31	H
2535.00	-26.50	3.63	44.82	6.16	20.85	33.00	12.15	H
2565.00	-26.67	3.65	44.97	6.22	20.87	33.00	12.13	H

#### LTE Band 7\_15MHz\_QPSK

Frequency (MHz)	P <sub>Mea</sub> (dBm)	P <sub>cl</sub> (dB)	P <sub>Ag</sub> (dB)	G <sub>a</sub> (dBi)	EIRP (dBm)	Limit (dBm)	Margin (dB)	Polarization
2507.50	-27.50	3.59	44.92	6.11	19.94	33.00	13.06	H
2535.00	-26.59	3.63	44.82	6.16	20.76	33.00	12.24	H
2562.50	-27.62	3.65	45.67	6.21	20.61	33.00	12.39	H

#### LTE Band 7\_20 MHz\_QPSK

Frequency (MHz)	P <sub>Mea</sub> (dBm)	P <sub>cl</sub> (dB)	P <sub>Ag</sub> (dB)	G <sub>a</sub> (dBi)	EIRP (dBm)	Limit (dBm)	Margin (dB)	Polarization
2510.00	-27.36	3.58	45.36	6.12	20.54	33.00	12.46	H
2535.00	-26.55	3.63	44.82	6.16	20.80	33.00	12.20	H
2560.00	-27.66	3.64	45.98	6.21	20.89	33.00	12.11	H

**LTE Band 7\_5MHz\_16QAM**

Frequency (MHz)	P <sub>Mea</sub> (dBm)	P <sub>cl</sub> (dB)	P <sub>Ag</sub> (dB)	G <sub>a</sub> (dBi)	EIRP (dBm)	Limit (dBm)	Margin (dB)	Polarization
2502.50	-29.49	3.58	45.68	6.10	18.71	33.00	14.29	H
2535.00	-27.87	3.63	44.82	6.16	19.48	33.00	13.52	H
2567.50	-27.78	3.65	44.92	6.22	19.71	33.00	13.29	H

**LTE Band 7\_10MHz\_16QAM**

Frequency (MHz)	P <sub>Mea</sub> (dBm)	P <sub>cl</sub> (dB)	P <sub>Ag</sub> (dB)	G <sub>a</sub> (dBi)	EIRP (dBm)	Limit (dBm)	Margin (dB)	Polarization
2505.00	-29.26	3.59	45.64	6.11	18.90	33.00	14.10	H
2535.00	-27.64	3.63	44.82	6.16	19.71	33.00	13.29	H
2565.00	-27.59	3.65	44.97	6.22	19.95	33.00	13.05	H

**LTE Band 7\_15MHz\_16QAM**

Frequency (MHz)	P <sub>Mea</sub> (dBm)	P <sub>cl</sub> (dB)	P <sub>Ag</sub> (dB)	G <sub>a</sub> (dBi)	EIRP (dBm)	Limit (dBm)	Margin (dB)	Polarization
2507.50	-28.21	3.59	44.92	6.11	19.23	33.00	13.77	H
2535.00	-27.69	3.63	44.82	6.16	19.66	33.00	13.34	H
2562.50	-28.62	3.65	45.67	6.21	19.61	33.00	13.39	H

**LTE Band 7\_20 MHz\_16QAM**

Frequency (MHz)	P <sub>Mea</sub> (dBm)	P <sub>cl</sub> (dB)	P <sub>Ag</sub> (dB)	G <sub>a</sub> (dBi)	EIRP (dBm)	Limit (dBm)	Margin (dB)	Polarization
2510.00	-28.69	3.58	45.36	6.12	19.21	33.00	13.79	H
2535.00	-27.03	3.63	44.82	6.16	20.32	33.00	12.68	H
2560.00	-28.78	3.64	45.98	6.21	19.77	33.00	13.23	H

### LTE Band 7\_5MHz\_64QAM

Frequency (MHz)	P <sub>Mea</sub> (dBm)	P <sub>cl</sub> (dB)	P <sub>Ag</sub> (dB)	G <sub>a</sub> (dBi)	EIRP (dBm)	Limit (dBm)	Margin (dB)	Polarization
2502.50	-30.57	3.58	45.68	6.10	17.63	33.00	15.37	H
2535.00	-28.20	3.63	44.82	6.16	19.15	33.00	13.85	H
2567.50	-28.74	3.65	44.92	6.22	18.75	33.00	14.25	H

### LTE Band 7\_10MHz\_64QAM

Frequency (MHz)	P <sub>Mea</sub> (dBm)	P <sub>cl</sub> (dB)	P <sub>Ag</sub> (dB)	G <sub>a</sub> (dBi)	EIRP (dBm)	Limit (dBm)	Margin (dB)	Polarization
2505.00	-30.42	3.59	45.64	6.11	17.74	33.00	15.26	H
2535.00	-28.02	3.63	44.82	6.16	19.33	33.00	13.67	H
2565.00	-28.68	3.65	44.97	6.22	18.86	33.00	14.14	H

### LTE Band 7\_15MHz\_64QAM

Frequency (MHz)	P <sub>Mea</sub> (dBm)	P <sub>cl</sub> (dB)	P <sub>Ag</sub> (dB)	G <sub>a</sub> (dBi)	EIRP (dBm)	Limit (dBm)	Margin (dB)	Polarization
2507.50	-29.32	3.59	44.92	6.11	18.12	33.00	14.88	H
2535.00	-28.11	3.63	44.82	6.16	19.24	33.00	13.76	H
2562.50	-29.41	3.65	45.67	6.21	18.82	33.00	14.18	H

### LTE Band 7\_20 MHz\_64QAM

Frequency (MHz)	P <sub>Mea</sub> (dBm)	P <sub>cl</sub> (dB)	P <sub>Ag</sub> (dB)	G <sub>a</sub> (dBi)	EIRP (dBm)	Limit (dBm)	Margin (dB)	Polarization
2510.00	-29.50	3.58	45.36	6.12	18.40	33.00	14.60	H
2535.00	-28.21	3.63	44.82	6.16	19.14	33.00	13.86	H
2560.00	-29.58	3.64	45.98	6.21	18.97	33.00	14.03	H

$$\text{Peak EIRP (dBm)} = P_{\text{Mea}}(-25.38\text{dBm}) - G_a(-6.16\text{dBi}) - P_{\text{Ag}}(-44.82\text{dB}) - P_{\text{cl}}(3.63\text{dB}) = 21.97\text{dBm}$$

Note: Expanded measurement uncertainty is  $U = 2.84$  dB,  $k = 2$ .

## **A.2 EMISSION LIMIT**

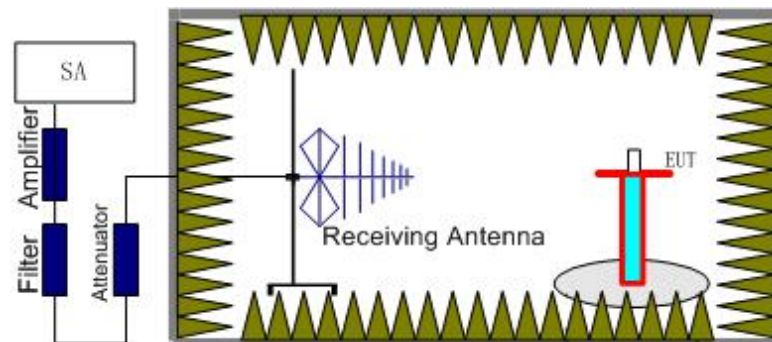
### **A.2.1 Measurement Method**

The measurements procedures in TIA-603E-2016 are used. This measurement is carried out in fully anechoic chamber FAC-3.

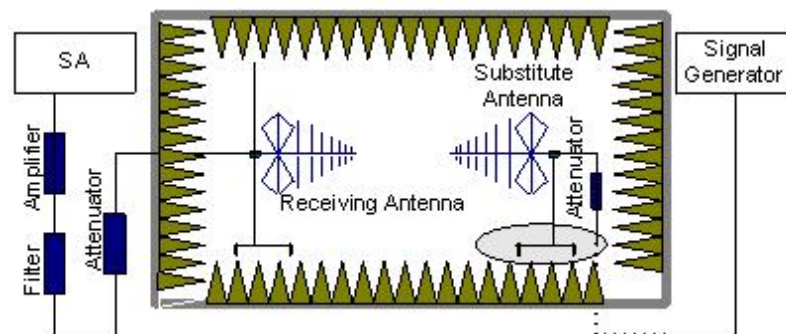
The spectrum was scanned from 30 MHz to the 10th harmonic of the highest frequency generated within the equipment, which is the transmitted carrier. The resolution bandwidth is set 1MHz. The spectrum was scanned with the mobile station transmitting at carrier frequencies that pertain to low, mid and high channels of the LTE Bands 2,4,5,7,12.

#### **The procedure of radiated spurious emissions is as follows:**

1. EUT was placed on a 1.5-meter-high non-conductive stand at a 3-meter test distance from the receive antenna. A receiving antenna was placed on the antenna mast 3 meters from the EUT for emission measurements. The height of receiving antenna is 1.5m. The test setup refers to figure below. Detected emissions were maximized at each frequency by rotating the EUT through 360 and adjusting the receiving antenna polarization. The radiated emission measurements of all non-harmonic and harmonics of the transmit frequency through the 10th harmonic were measured with peak detector.



2. The EUT is then put into continuously transmitting mode at its maximum power level during the test. And the maximum value of the receiver should be recorded as (Pr).
3. The EUT shall be replaced by a substitution antenna. The test setup refers to figure below.



In the chamber, a substitution antenna for the frequency band of interest is placed at the reference point of the chamber. An RF Signal source for the frequency band of interest is connected to the substitution antenna with a cable that has been constructed to not interfere

with the radiation pattern of the antenna. A power ( $P_{Mea}$ ) is applied to the input of the substitution antenna. Adjust the level of the signal generator output until the value of the receiver reaches the previously recorded ( $P_r$ ). The power of signal source ( $P_{Mea}$ ) is recorded. The test should be performed by rotating the test item and adjusting the receiving antenna polarization.

4. The Path loss ( $P_{pl}$ ) between the Signal Source with the Substitution Antenna and the Substitution Antenna Gain ( $G_a$ ) should be recorded after test.

An amplifier should be connected in for the test.

The Path loss ( $P_{pl}$ ) is the summation of the cable loss and the gain of the amplifier.

The measurement results are obtained as described below:

$$\text{Power (EIRP)} = P_{Mea} + P_{pl} + G_a$$

5. This value is EIRP since the measurement is calibrated using an antenna of known gain (unit: dBi) and known input power.
6. ERP can be calculated from EIRP by subtracting the gain of the dipole,  $ERP = EIRP - 2.15\text{dB}$ .

### A.2.2 Measurement Limit

Part 22.917, Part 24.238 and Part 27.53(h) specify that the power of any emission outside of the authorized operating frequency ranges must be attenuated below the transmitting power ( $P$ ) by a factor of at least  $43 + 10 \log(P)$  dB.

The specification that emissions shall be attenuated below the transmitter power ( $P$ ) by at least  $43 + 10 \log(P)$  dB, translates in the relevant power range (1 to 0.001 W) to -13 dBm. At 1 W the specified minimum attenuation becomes 43 dB and relative to a 30 dBm (1 W) carrier becomes a limit of -13 dBm. At 0.001 W (0 dBm) the minimum attenuation is 13 dB, which again yields a limit of -13 dBm. In this way a translation of the specification from relative to absolute terms is carried out.

Part 27.53(m)(4) specifies for mobile digital stations, the attenuation factor shall be not less than  $40 + 10 \log(P)$  dB on all frequencies between the channel edge and 5 megahertz from the channel edge,  $43 + 10 \log(P)$  dB on all frequencies between 5 megahertz and X megahertz from the channel edge, and  $55 + 10 \log(P)$  dB on all frequencies more than X megahertz from the channel edge, where X is the greater of 6 megahertz or the actual emission bandwidth as defined in paragraph (m)(6) of this section. In addition, the attenuation factor shall not be less than  $43 + 10 \log(P)$  dB on all frequencies between 2490.5 MHz and 2496 MHz and  $55 + 10 \log(P)$  dB at or below 2490.5 MHz. Mobile Satellite Service licensees operating on frequencies below 2495 MHz may also submit a documented interference complaint against BRS licensees operating on channel BRS Channel 1 on the same terms and conditions as adjacent channel BRS or EBS licensees.

### **A.2.3 Measurement Results**

Radiated emissions measurements were made only at the upper, middle, and lower carrier frequencies of the LTE Bands 2,4,5,7,12. It was decided that measurements at these three carrier frequencies would be sufficient to demonstrate compliance with emissions limits because it was seen that all the significant spurs occur well outside the band and no radiation was seen from a carrier in one block of the LTE Bands 2,4,5,7,12 into any of the other blocks. The equipment must still, however, meet emissions requirements with the carrier at all frequencies over which it is capable of operating and it is the manufacturer's responsibility to verify this. The range of evaluated frequency is from 30MHz to 26GHz.

**LTE Band 2, 1.4MHz, QPSK, Channel 18607**

Frequency (MHz)	P <sub>Mea</sub> (dBm)	Path Loss(dB)	Antenna Gain(dBi)	Peak EIRP (dBm)	Limit (dBm)	Margin (dB)	Polarization
3702.02	-56.49	6.42	8.48	-54.43	-13.00	41.43	V
5552.02	-55.75	7.18	10.59	-52.34	-13.00	39.34	V
7449.01	-54.82	8.25	12.14	-50.93	-13.00	37.93	H
9272.01	-54.23	9.09	13.26	-50.06	-13.00	37.06	H
11087.01	-51.03	9.86	13.18	-47.71	-13.00	34.71	V
12927.01	-49.07	10.50	13.46	-46.11	-13.00	33.11	H

**LTE Band 2, 1.4MHz, QPSK, Channel 18900**

Frequency (MHz)	P <sub>Mea</sub> (dBm)	Path Loss(dB)	Antenna Gain(dBi)	Peak EIRP (dBm)	Limit (dBm)	Margin (dB)	Polarization
3761.02	-55.79	6.26	8.57	-53.48	-13.00	40.48	H
5640.02	-46.83	7.27	10.57	-43.53	-13.00	30.53	V
7566.01	-54.68	8.12	12.25	-50.55	-13.00	37.55	H
9391.01	-53.81	9.05	13.33	-49.53	-13.00	36.53	V
11239.01	-50.45	9.63	13.15	-46.93	-13.00	33.93	V
13156.01	-47.05	10.69	13.72	-44.02	-13.00	31.02	H

**LTE Band 2, 1.4MHz, QPSK, Channel 19193**

Frequency (MHz)	P <sub>Mea</sub> (dBm)	Path Loss(dB)	Antenna Gain(dBi)	Peak EIRP (dBm)	Limit (dBm)	Margin (dB)	Polarization
3819.02	-55.36	6.08	8.65	-52.79	-13.00	39.79	H
5728.02	-48.62	7.30	10.55	-45.37	-13.00	32.37	H
7684.01	-54.27	8.35	12.35	-50.27	-13.00	37.27	H
9553.01	-53.50	9.35	13.35	-49.50	-13.00	36.50	V
11467.01	-50.00	9.90	13.11	-46.79	-13.00	33.79	H
13403.01	-48.15	10.57	14.06	-44.66	-13.00	31.66	V

**LTE Band 4, 1.4MHz QPSK, Channel 19957**

Frequency (MHz)	P <sub>Mea</sub> (dBm)	Path Loss(dB)	Antenna Gain(dBi)	Peak EIRP (dBm)	Limit (dBm)	Margin (dB)	Polarization
3422.02	-56.78	5.38	8.01	-54.15	-13.00	41.15	H
5134.02	-51.29	6.86	10.09	-48.06	-13.00	35.06	H
6820.01	-53.60	7.87	11.38	-50.09	-13.00	37.09	V
8555.01	-53.96	8.57	13.01	-49.52	-13.00	36.52	H
10313.01	-51.55	9.66	13.03	-48.18	-13.00	35.18	H
11978.01	-49.33	10.15	13.00	-46.48	-13.00	33.48	H

**LTE Band 4, 1.4MHz, QPSK, Channel 20175**

Frequency (MHz)	P <sub>Mea</sub> (dBm)	Path Loss(dB)	Antenna Gain(dBi)	Peak EIRP (dBm)	Limit (dBm)	Margin (dB)	Polarization
3465.02	-56.25	5.46	8.12	-53.59	-13.00	40.59	H
5203.02	-53.18	6.96	10.18	-49.96	-13.00	36.96	H
6961.01	-54.56	8.00	11.55	-51.01	-13.00	38.01	H
8668.01	-54.00	8.40	13.03	-49.37	-13.00	36.37	H
10401.01	-50.95	9.80	13.06	-47.69	-13.00	34.69	H
12129.01	-48.44	10.26	13.05	-45.65	-13.00	32.65	H

**LTE Band 4, 1.4MHz, QPSK, Channel 20393**

Frequency (MHz)	P <sub>Mea</sub> (dBm)	Path Loss(dB)	Antenna Gain(dBi)	Peak EIRP (dBm)	Limit (dBm)	Margin (dB)	Polarization
3509.02	-56.30	5.54	8.21	-53.63	-13.00	40.63	H
5313.02	-56.05	6.99	10.34	-52.70	-13.00	39.70	H
7063.01	-54.65	8.21	11.68	-51.18	-13.00	38.18	H
8781.01	-53.65	8.60	13.06	-49.19	-13.00	36.19	H
10520.01	-50.88	9.58	13.10	-47.36	-13.00	34.36	V
12321.01	-49.32	10.09	13.13	-46.28	-13.00	33.28	V



**LTE Band 12, 1.4MHz, QPSK, Channel 23017**

Frequency (MHz)	P <sub>Mea</sub> (dBm)	Path Loss(dB)	Antenna Gain(dBi)	Correction (dB)	Peak ERP (dBm)	Limit (dBm)	Margin (dB)	Polarization
1400.01	-54.79	3.24	4.98	2.15	-55.20	-13.00	42.20	V
2099.00	-49.82	4.19	4.90	2.15	-51.26	-13.00	38.26	H
2799.00	-48.61	4.91	6.64	2.15	-49.03	-13.00	36.03	V
3499.02	-53.80	5.52	8.20	2.15	-53.27	-13.00	40.27	H
4189.02	-55.15	6.18	9.09	2.15	-54.39	-13.00	41.39	H
4903.01	-55.55	6.73	9.80	2.15	-54.63	-13.00	41.63	H

**LTE Band 12, 1.4MHz, QPSK, Channel 23095**

Frequency (MHz)	P <sub>Mea</sub> (dBm)	Path Loss(dB)	Antenna Gain(dBi)	Correction (dB)	Peak ERP (dBm)	Limit (dBm)	Margin (dB)	Polarization
1419.01	-60.45	3.26	5.08	2.15	-60.78	-13.00	47.78	V
2123.00	-52.62	4.21	4.97	2.15	-54.01	-13.00	41.01	H
2830.00	-49.12	4.95	6.69	2.15	-49.53	-13.00	36.53	H
3538.02	-54.97	5.70	8.25	2.15	-54.57	-13.00	41.57	V
4251.02	-55.24	6.24	9.15	2.15	-54.48	-13.00	41.48	H
4941.01	-54.61	6.71	9.84	2.15	-53.63	-13.00	40.63	V

**LTE Band 12, 1.4MHz, QPSK, Channel 23173**

Frequency (MHz)	P <sub>Mea</sub> (dBm)	Path Loss(dB)	Antenna Gain(dBi)	Correction (dB)	Peak ERP (dBm)	Limit (dBm)	Margin (dB)	Polarization
1431.01	-58.73	3.28	5.14	2.15	-59.02	-13.00	46.02	V
2146.00	-53.97	4.24	5.04	2.15	-55.32	-13.00	42.32	V
2862.00	-45.07	4.96	6.75	2.15	-45.43	-13.00	32.43	V
3577.02	-53.16	6.10	8.31	2.15	-53.10	-13.00	40.10	V
4297.02	-55.14	6.20	9.20	2.15	-54.29	-13.00	41.29	H
5016.01	-55.27	6.58	9.92	2.15	-54.08	-13.00	41.08	H

**Spot Check Measurement Results:**

**LTE Band 7, 5 MHz, QPSK, Channel 20775**

Frequency (MHz)	P <sub>Mea</sub> (dBm)	Path Loss(dB)	Antenna Gain(dBi)	Peak EIRP (dBm)	Limit (dBm)	Margin (dB)	Polarization
5007.02	-55.34	6.59	9.91	-52.02	-25.00	27.02	V
7509.01	-53.76	8.36	12.21	-49.91	-25.00	24.91	V
10022.01	-35.34	9.24	12.91	-31.67	-25.00	6.67	H
12529.01	-47.73	10.26	13.22	-44.77	-25.00	19.77	H
15031.00	-45.46	11.26	13.98	-42.74	-25.00	17.74	V
17510.00	-43.07	12.76	14.91	-40.92	-25.00	15.92	V

**LTE Band 7, 5 MHz, QPSK, Channel 21100**

Frequency (MHz)	P <sub>Mea</sub> (dBm)	Path Loss(dB)	Antenna Gain(dBi)	Peak EIRP (dBm)	Limit (dBm)	Margin (dB)	Polarization
5081.02	-56.19	6.72	10.01	-52.90	-25.00	27.90	H
7610.01	-52.64	8.02	12.29	-48.37	-25.00	23.37	H
10150.01	-35.00	9.38	12.96	-31.42	-25.00	6.42	H
12690.01	-49.02	10.31	13.31	-46.02	-25.00	21.02	H
15215.00	-45.61	11.38	13.87	-43.12	-25.00	18.12	H
17747.00	-43.66	12.44	15.25	-40.85	-25.00	15.85	H

**LTE Band 7, 5 MHz, QPSK, Channel 21425**

Frequency (MHz)	P <sub>Mea</sub> (dBm)	Path Loss(dB)	Antenna Gain(dBi)	Peak EIRP (dBm)	Limit (dBm)	Margin (dB)	Polarization
5136.02	-56.61	6.86	10.09	-53.38	-25.00	28.38	H
7704.01	-52.50	8.42	12.36	-48.56	-25.00	23.56	V
10282.01	-35.27	9.58	13.01	-31.84	-25.00	6.84	H
12852.01	-47.75	10.63	13.41	-44.97	-25.00	19.97	H
15422.00	-45.77	11.42	13.75	-43.44	-25.00	18.44	V
17985.00	-43.65	12.90	15.58	-40.97	-25.00	15.97	V

**Reference Measurement Results from basic model:**

**LTE Band 5, 1.4MHz, QPSK, Channel 20407**

Frequency (MHz)	P <sub>Mea</sub> (dBm)	Path Loss(dB)	Antenna Gain(dBi)	Correction (dB)	Peak ERP (dBm)	Limit (dBm)	Margin (dB)	Polarization
1649.01	-55.68	3.56	5.23	2.15	-56.16	-13.00	43.16	H
2472.00	-47.78	4.59	6.02	2.15	-48.50	-13.00	35.50	H
3296.02	-54.86	5.29	7.71	2.15	-54.59	-13.00	41.59	H
4119.02	-55.50	6.04	9.02	2.15	-54.67	-13.00	41.67	H
4941.01	-55.24	6.71	9.84	2.15	-54.26	-13.00	41.26	H
5768.01	-53.65	7.24	10.55	2.15	-52.49	-13.00	39.49	V

**LTE Band 5, 1.4MHz, QPSK, Channel 20525**

Frequency (MHz)	P <sub>Mea</sub> (dBm)	Path Loss(dB)	Antenna Gain(dBi)	Correction (dB)	Peak ERP (dBm)	Limit (dBm)	Margin (dB)	Polarization
1673.01	-53.72	3.58	5.19	2.15	-54.26	-13.00	41.26	H
2510.00	-50.63	4.63	6.12	2.15	-51.29	-13.00	38.29	H
3359.02	-54.61	5.33	7.86	2.15	-54.23	-13.00	41.23	V
4184.02	-54.82	6.17	9.08	2.15	-54.06	-13.00	41.06	H
5029.01	-55.29	6.57	9.94	2.15	-54.07	-13.00	41.07	H
5845.01	-54.08	7.22	10.53	2.15	-52.92	-13.00	39.92	H

**LTE Band 5, 1.4MHz, QPSK, Channel 20643**

Frequency (MHz)	P <sub>Mea</sub> (dBm)	Path Loss(dB)	Antenna Gain(dBi)	Correction (dB)	Peak ERP (dBm)	Limit (dBm)	Margin (dB)	Polarization
1697.01	-60.13	3.60	5.15	2.15	-60.73	-13.00	47.73	H
2545.00	-49.27	4.66	6.18	2.15	-49.90	-13.00	36.90	H
3387.02	-55.18	5.35	7.93	2.15	-54.75	-13.00	41.75	V
4254.02	-55.43	6.24	9.15	2.15	-54.67	-13.00	41.67	H
5104.01	-55.73	6.78	10.05	2.15	-54.61	-13.00	41.61	V
5934.01	-53.14	7.47	10.51	2.15	-52.25	-13.00	39.25	H

**LTE Band 7, 5 MHz, QPSK, Channel 20775**

Frequency (MHz)	P <sub>Mea</sub> (dBm)	Path Loss(dB)	Antenna Gain(dBi)	Peak EIRP (dBm)	Limit (dBm)	Margin (dB)	Polarization
5006.02	-53.24	6.59	9.91	-49.92	-25.00	24.92	V
7511.01	-51.70	8.35	12.21	-47.84	-25.00	22.84	V
10017.01	-40.28	9.23	12.91	-36.60	-25.00	11.60	V
12529.01	-47.64	10.26	13.22	-44.68	-25.00	19.68	V
15019.00	-45.18	11.24	13.99	-42.43	-25.00	17.43	H
17518.00	-43.25	12.79	14.93	-41.11	-25.00	16.11	H

**LTE Band 7, 5 MHz, QPSK, Channel 21100**

Frequency (MHz)	P <sub>Mea</sub> (dBm)	Path Loss(dB)	Antenna Gain(dBi)	Peak EIRP (dBm)	Limit (dBm)	Margin (dB)	Polarization
5074.02	-54.67	6.70	10.00	-51.37	-25.00	26.37	H
7609.01	-52.74	8.01	12.29	-48.46	-25.00	23.46	H
10144.01	-36.40	9.39	12.96	-32.83	-25.00	7.83	V
12665.01	-49.65	10.36	13.30	-46.71	-25.00	21.71	V
15219.00	-45.79	11.38	13.87	-43.30	-25.00	18.30	V
17751.00	-44.11	12.46	15.25	-41.32	-25.00	16.32	V

**LTE Band 7, 5 MHz, QPSK, Channel 21425**

Frequency (MHz)	P <sub>Mea</sub> (dBm)	Path Loss(dB)	Antenna Gain(dBi)	Peak EIRP (dBm)	Limit (dBm)	Margin (dB)	Polarization
5138.02	-54.99	6.86	10.09	-51.76	-25.00	26.76	H
7708.01	-50.05	8.42	12.37	-46.10	-25.00	21.10	H
10277.01	-35.29	9.56	13.01	-31.84	-25.00	6.84	V
12832.01	-48.89	10.68	13.40	-46.17	-25.00	21.17	V
15402.00	-44.66	11.40	13.76	-42.30	-25.00	17.30	V
17985.00	-43.33	12.90	15.58	-40.65	-25.00	15.65	H

Note: The maximum value of expanded measurement uncertainty for this test item is  $U = 5.16$  dB,  $k = 2$ .

## **A.3 FREQUENCY STABILITY**

### **A.3.1 Method of Measurement**

In order to measure the carrier frequency under the condition of AFC lock, it is necessary to make measurements with the EUT in a “call mode”. This is accomplished with the use of R&S CMW500 DIGITAL RADIO COMMUNICATION TESTER and Anritsu MT8821C Radio Communication Analyzer.

1. Measure the carrier frequency at room temperature.
2. Subject the EUT to overnight soak at -10°C.
3. With the EUT, powered via nominal voltage, connected to the CMW500 or MT8821C, and in a simulated call on middle channel for LTE band 2,4,5,7,12, measure the carrier frequency. These measurements should be made within 2 minutes of Powering up the EUT, to prevent significant self-warming.
4. Repeat the above measurements at 10°C increments from -10°C to +50°C. Allow at least 1.5 hours at each temperature, unpowered, before making measurements.
5. Re-measure carrier frequency at room temperature with nominal voltage. Vary supply voltage from minimum voltage to maximum voltage, in 0.1Volt increments re-measuring carrier frequency at each voltage. Pause at nominal voltage for 1.5 hours unpowered, to allow any self-heating to stabilize, before continuing.
6. Subject the EUT to overnight soak at +50°C.
7. With the EUT, powered via nominal voltage, connected to the CMW500 and in a simulated call on the center channel, measure the carrier frequency. These measurements should be made within 2 minutes of Powering up the EUT, to prevent significant self-warming.
8. Repeat the above measurements at 10 °C increments from -10°C to +50°C. Allow at least 1.5 hours at each temperature, unpowered, before making measurements.
9. At all temperature levels hold the temperature to +/- 0.5°C during the measurement procedure.

The frequency stability shall be sufficient to ensure that the fundamental emission stays within the authorized frequency block. As this transceiver is considered "Hand carried, battery powered equipment" Section 2.1055(d)(2) applies. This requires that the lower voltage for frequency stability testing be specified by the manufacturer. This transceiver is specified to operate with an input voltage of between 3.6VDC and 4.2VDC, with a nominal voltage of 3.85VDC. Operation above or below these voltage limits is prohibited by transceiver software in order to prevent improper operation as well as to protect components from overstress.

### A.3.2 Measurement results

#### LTE Band 2, 1.4MHz bandwidth (worst case of all bandwidths)

##### Frequency Error vs Voltage

Voltage (V)	Temperature(°C)	Frequency error (Hz)			Frequency error (ppm)		
		QPSK	16QAM	64QAM	QPSK	16QAM	64QAM
3.6	20	-6.55	18.37	-4.8	0.0035	0.0098	0.0026
3.85		-7.24	15.96	-5.4	0.0039	0.0085	0.0029
4.2		-7.11	18.32	-4.7	0.0038	0.0097	0.0025

##### Frequency Error vs Temperature

Temperature (°C)	Voltage(V)	Frequency error (Hz)			Frequency error (ppm)		
		QPSK	16QAM	64QAM	QPSK	16QAM	64QAM
50	3.85	-8.23	18.31	-4.0	0.0044	0.0097	0.0021
40		-7.80	17.77	-4.7	0.0041	0.0095	0.0025
30		-9.23	17.09	-3.4	0.0049	0.0091	0.0018
20		-8.00	18.30	-3.9	0.0043	0.0097	0.0021
10		-6.34	17.28	-3.5	0.0034	0.0092	0.0019
0		-7.02	17.92	-1.7	0.0037	0.0095	0.0009
-10		-7.32	16.18	-2.8	0.0039	0.0086	0.0015

#### LTE Band 4, 1.4MHz bandwidth (worst case of all bandwidths)

##### Frequency Error vs Voltage

Voltage (V)	Temperature(°C)	Frequency error (Hz)			Frequency error (ppm)		
		QPSK	16QAM	64QAM	QPSK	16QAM	64QAM
3.6	20	3.92	-23.43	4.3	0.0023	0.0135	0.0025
3.85		-3.76	-23.06	4.9	0.0022	0.0133	0.0028
4.2		3.88	-22.56	-1.1	0.0022	0.0130	0.0006

##### Frequency Error vs Temperature

Temperature (°C)	Voltage(V)	Frequency error (Hz)			Frequency error (ppm)		
		QPSK	16QAM	64QAM	QPSK	16QAM	64QAM
50	3.85	-4.42	22.32	2.8	0.0026	0.0129	0.0016
40		3.53	-23.96	-1.9	0.0020	0.0138	0.0011
30		6.84	-23.53	-2.2	0.0039	0.0136	0.0013
20		-3.81	23.36	1.3	0.0022	0.0135	0.0008
10		4.55	24.05	1.5	0.0026	0.0139	0.0009
0		-3.30	23.63	1.8	0.0019	0.0136	0.0010
-10		3.88	-24.78	2.5	0.0022	0.0143	0.0014

**LTE Band 5, 1.4MHz bandwidth (worst case of all bandwidths)**

**Frequency Error vs Voltage**

Voltage (V)	Temperature (°C)	Frequency error (Hz)			Frequency error (ppm)		
		QPSK	16QAM	64QAM	QPSK	16QAM	64QAM
3.6	20	-3.08	-23.22	2.70	0.0037	0.0278	0.0032
3.85		-3.20	-23.90	-2.30	0.0038	0.0286	0.0027
4.2		-3.88	-24.29	1.20	0.0046	0.0290	0.0014

**Frequency Error vs Temperature**

Temperature (°C)	Voltage (V)	Frequency error (Hz)			Frequency error (ppm)		
		QPSK	16QAM	64QAM	QPSK	16QAM	64QAM
50	3.85	-3.95	-22.57	-1.10	0.0047	0.0270	0.0013
40		-3.38	-22.72	-2.20	0.0040	0.0272	0.0026
30		-3.05	-22.90	-2.10	0.0036	0.0274	0.0025
20		-3.50	-23.32	1.70	0.0042	0.0279	0.0020
10		-3.25	-23.92	2.30	0.0039	0.0286	0.0027
0		-3.25	-24.30	1.80	0.0039	0.0290	0.0022
-10		-3.49	-23.42	-2.40	0.0042	0.0280	0.0029

**LTE Band 7, 10MHz bandwidth (worst case of all bandwidths)**

**Frequency Error vs Voltage**

Voltage (V)	Temperature (°C)	Frequency error (Hz)			Frequency error (ppm)		
		QPSK	16QAM	64QAM	QPSK	16QAM	64QAM
3.6	20	-8.47	-11.23	-5.60	0.0033	0.0044	0.0022
3.85		-10.50	-10.99	-3.60	0.0041	0.0043	0.0014
4.2		-8.81	-11.97	-4.40	0.0035	0.0047	0.0017

**Frequency Error vs Temperature**

Temperature (°C)	Voltage (V)	Frequency error (Hz)			Frequency error (ppm)		
		QPSK	16QAM	64QAM	QPSK	16QAM	64QAM
50	3.85	-6.75	-12.67	5.90	0.0027	0.0050	0.0023
40		-8.20	-10.89	4.50	0.0032	0.0043	0.0018
30		-9.57	-11.70	7.70	0.0038	0.0046	0.0030
20		-9.27	-12.95	-7.30	0.0037	0.0051	0.0029
10		-9.10	-10.81	-6.60	0.0036	0.0043	0.0026
0		-7.67	-9.24	-6.80	0.0030	0.0036	0.0027
-10		-9.21	-12.46	5.30	0.0036	0.0049	0.0021

**LTE Band 12, 5MHz bandwidth (worst case of all bandwidths)**

**Frequency Error vs Voltage**

Voltage (V)	Temperature (°C)	Frequency error (Hz)			Frequency error (ppm)		
		QPSK	16QAM	64QAM	QPSK	16QAM	64QAM
3.6	20	3.38	-10.14	-2.40	0.0048	0.0143	0.0034
3.85		-2.89	-9.81	1.70	0.0041	0.0139	0.0024
4.35		-2.68	-12.09	-1.60	0.0038	0.0171	0.0023

**Frequency Error vs Temperature**

Temperature (°C)	Voltage (V)	Frequency error (Hz)			Frequency error (ppm)		
		QPSK	16QAM	64QAM	QPSK	16QAM	64QAM
50	3.85	-2.29	-11.13	-1.70	0.0032	0.0157	0.0024
40		-2.62	-10.99	-1.20	0.0037	0.0155	0.0017
30		-2.20	-9.86	1.10	0.0031	0.0139	0.0016
20		-1.73	-10.00	-2.10	0.0024	0.0141	0.0030
10		-2.90	-10.64	-3.00	0.0041	0.0150	0.0042
0		-3.62	-11.07	-2.90	0.0051	0.0156	0.0041
-10		-2.52	-11.67	-2.70	0.0036	0.0165	0.0038



## **A.4 OCCUPIED BANDWIDTH**

### **A.4.1 Occupied Bandwidth Results**

Occupied bandwidth measurements are only provided for selected frequencies in order to reduce the amount of submitted data. Data were taken at the extreme and mid frequencies of the US Cellular/PCS frequency bands. The table below lists the measured 99% BW. Spectrum analyzer plots are included on the following pages.

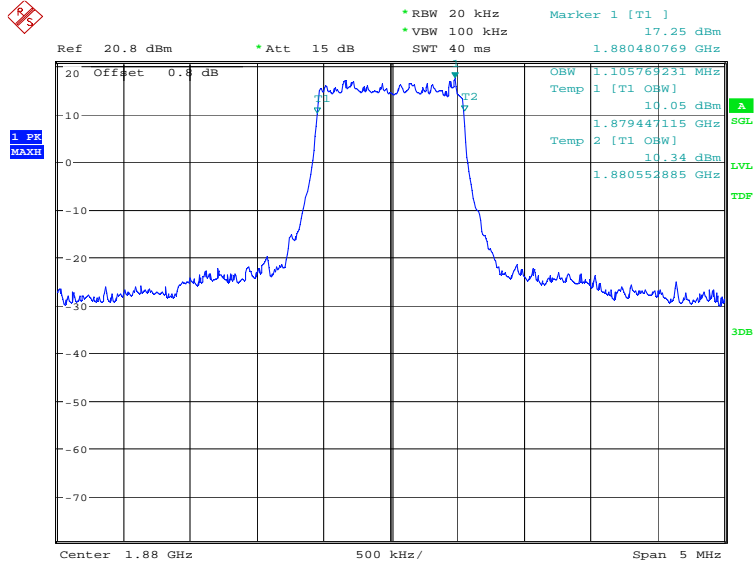
The measurement method is from ANSI C63.26:

- a) The spectrum analyzer center frequency is set to the nominal EUT channel center frequency. The frequency span for the spectrum analyzer shall be set wide enough to capture all modulation products including the emission skirts.
- b) The nominal IF filter 3 dB bandwidth (RBW) shall be in the range of 1% to 5% of the anticipated OBW, and the VBW shall be set  $\geq 3 \times$  RBW.
- c) Set the reference level of the instrument as required to prevent the signal amplitude from exceeding the maximum spectrum analyzer input mixer level for linear operation.
- d) Set the detection mode to peak, and the trace mode to max-hold.

### LTE band 2, 1.4MHz (99%)

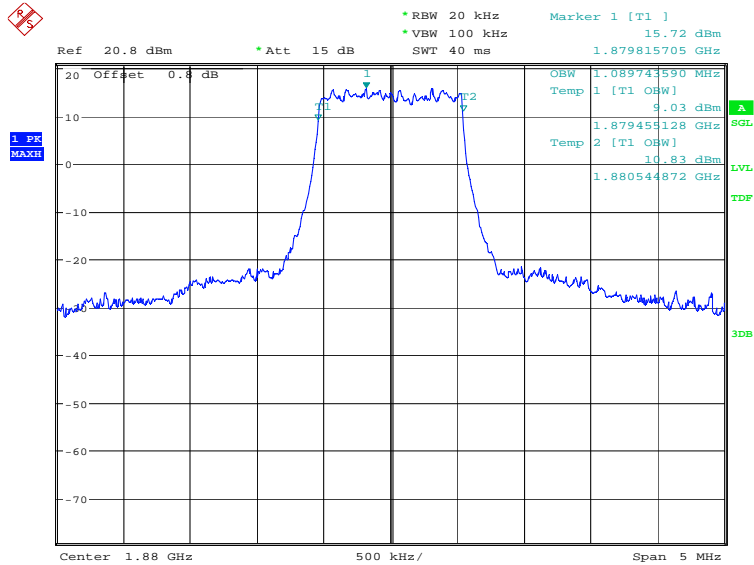
Frequency (MHz)	Occupied Bandwidth (99%) (kHz)		
	QPSK	16QAM	64QAM
1880.0	1105.77	1089.74	1089.74

### LTE band 2, 1.4MHz Bandwidth, QPSK (99% BW)



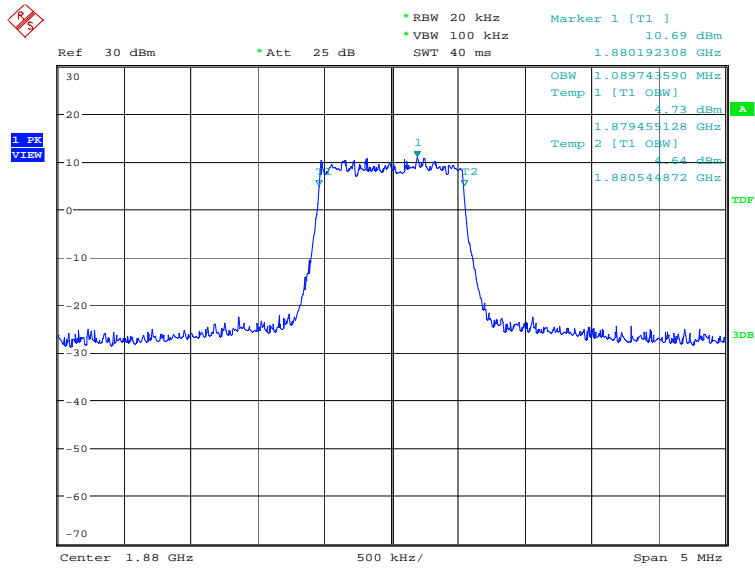
Date: 26.SEP.2019 21:54:43

### LTE band 2, 1.4MHz Bandwidth, 16QAM (99% BW)



Date: 26.SEP.2019 21:56:07

### LTE band 2, 1.4MHz Bandwidth, 64QAM (99% BW)

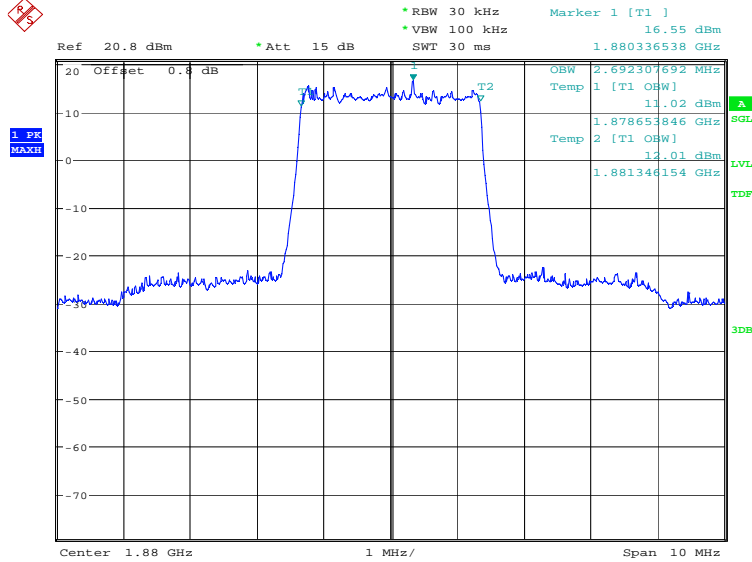


Date: 7.NOV.2019 15:39:53

### LTE band 2, 3MHz (99%)

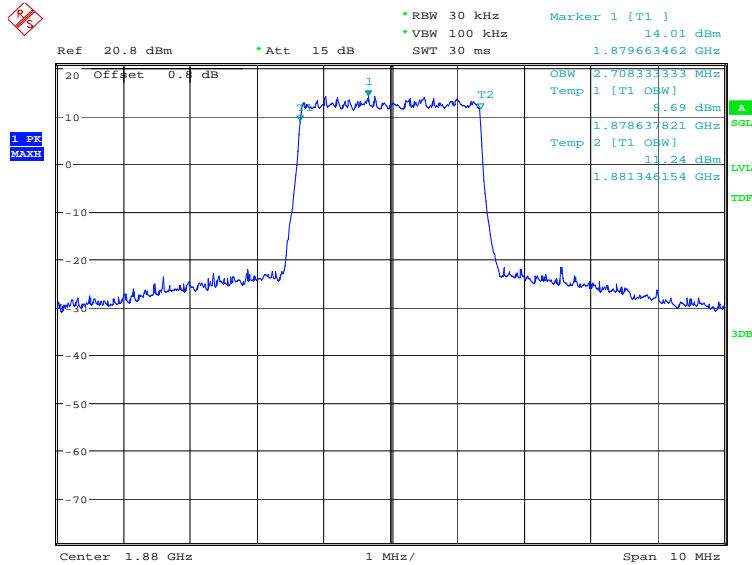
Frequency (MHz)	Occupied Bandwidth (99%) (kHz)		
	QPSK	16QAM	64QAM
1880.0	2692.31	2708.33	2708.33

### LTE band 2, 3MHz Bandwidth, QPSK (99% BW)



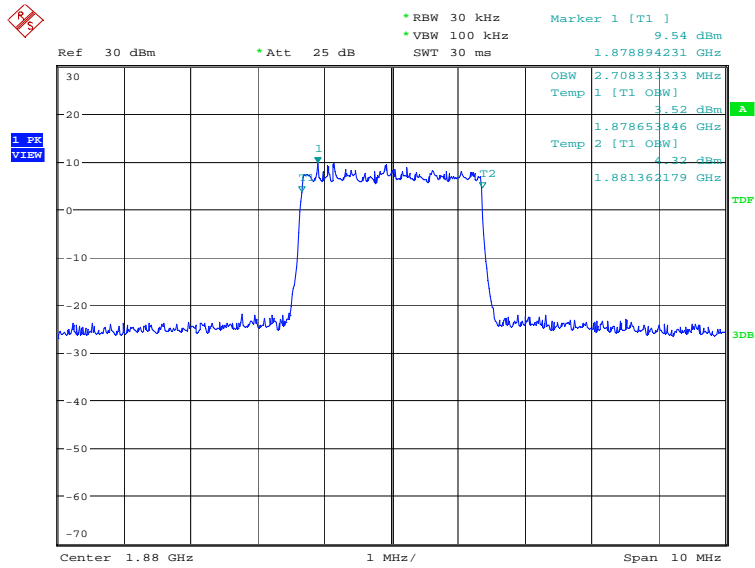
Date: 26.SEP.2019 21:57:33

### LTE band 2, 3MHz Bandwidth, 16QAM (99% BW)



Date: 26.SEP.2019 21:58:57

### LTE band 2, 3MHz Bandwidth, 64QAM (99% BW)

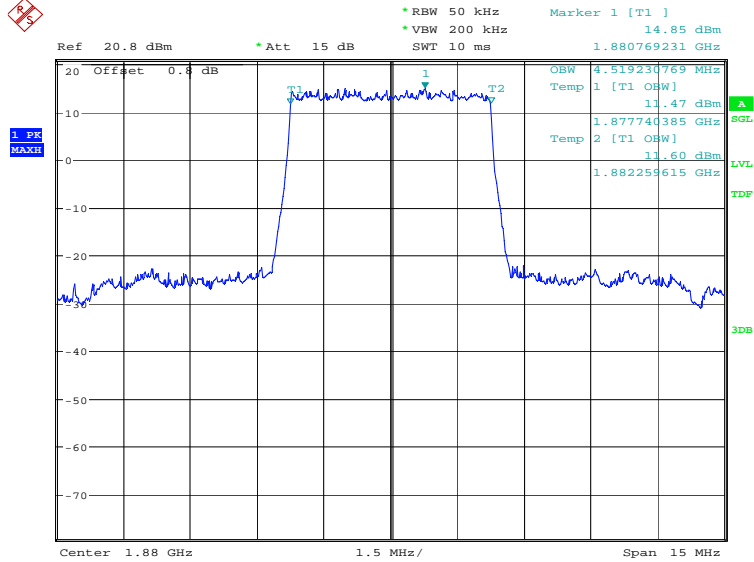


Date: 7.NOV.2019 15:50:45

### LTE band 2, 5MHz (99%)

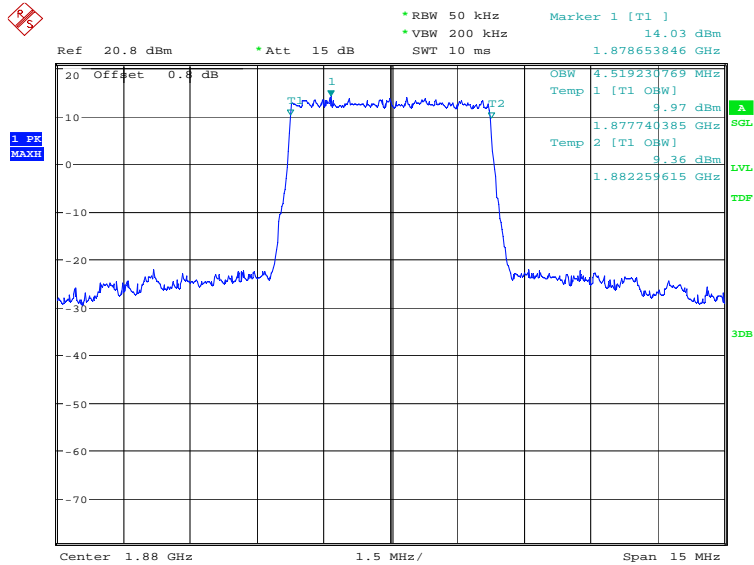
Frequency (MHz)	Occupied Bandwidth (99%) (kHz)		
	QPSK	16QAM	64QAM
1880.0	4519.23	4519.23	4519.23

### LTE band 2, 5MHz Bandwidth, QPSK (99% BW)



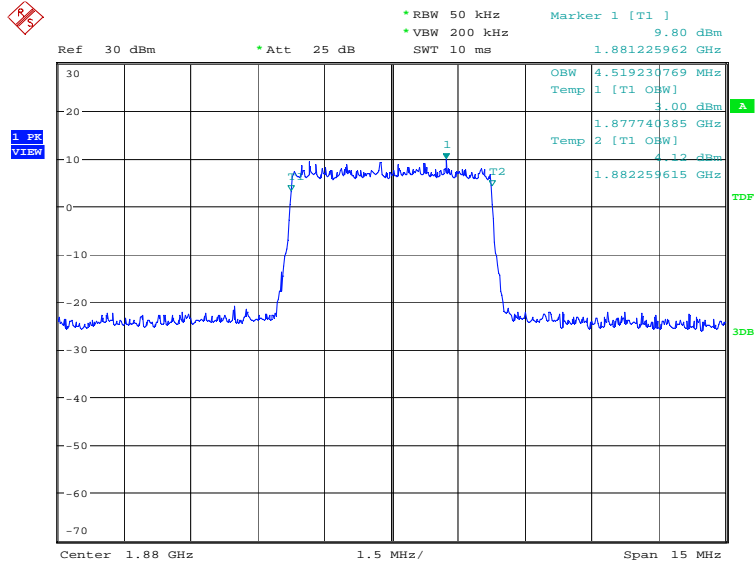
Date: 26.SEP.2019 22:00:23

### LTE band 2, 5MHz Bandwidth, 16QAM (99% BW)



Date: 26.SEP.2019 22:01:47

### LTE band 2, 5MHz Bandwidth, 64QAM (99% BW)

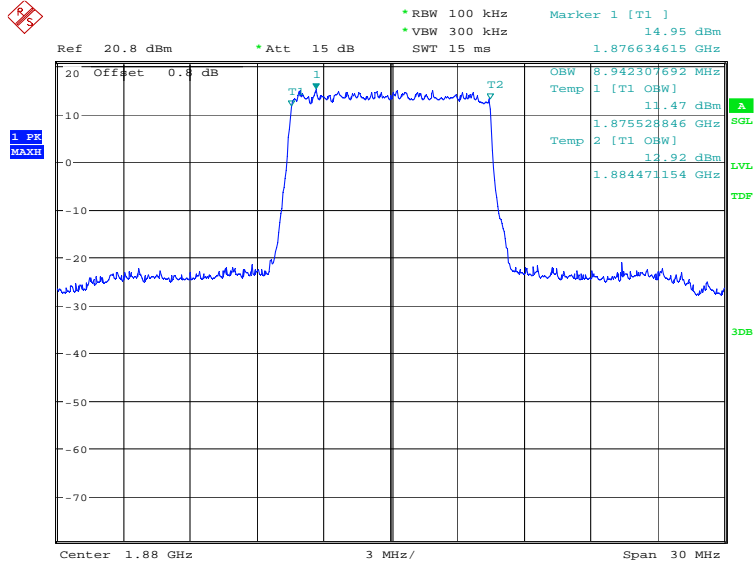


Date: 7.NOV.2019 15:41:51

### LTE band 2, 10MHz (99%)

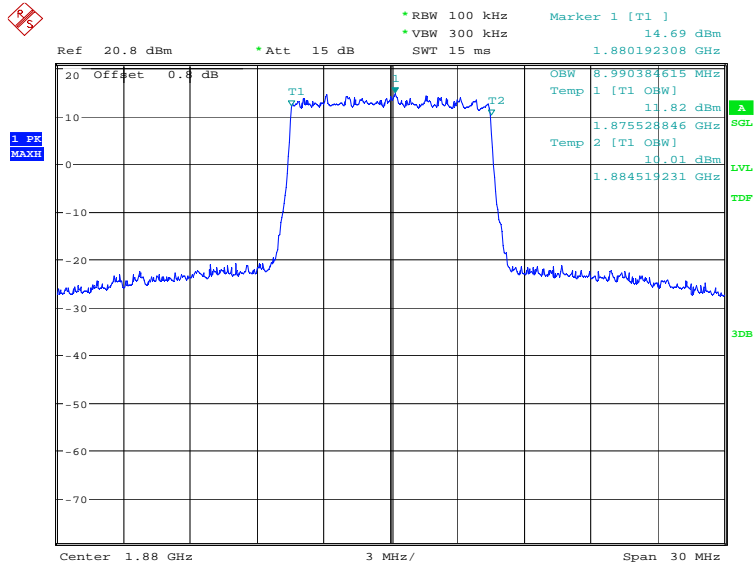
Frequency (MHz)	Occupied Bandwidth (99%) (kHz)		
	QPSK	16QAM	64QAM
1880.0	8942.31	8990.38	9038.46

### LTE band 2, 10MHz Bandwidth, QPSK (99% BW)



Date: 26.SEP.2019 22:03:13

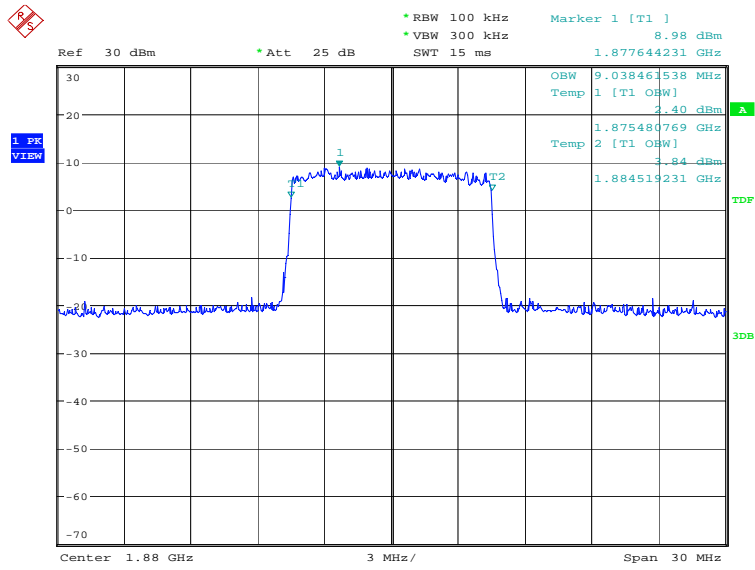
### LTE band 2, 10MHz Bandwidth, 16QAM (99% BW)



Date: 26.SEP.2019 22:04:37



### LTE band 2, 10MHz Bandwidth, 64QAM (99% BW)

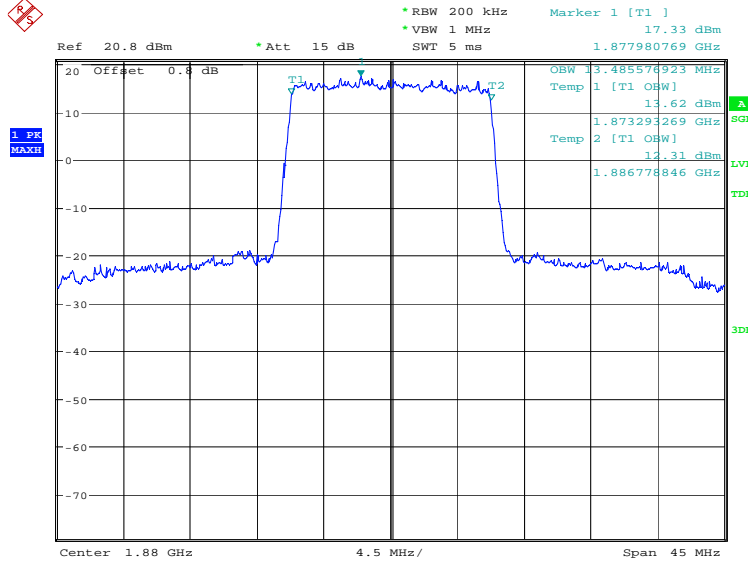


Date: 7.NOV.2019 15:42:53

### LTE band 2, 15MHz (99%)

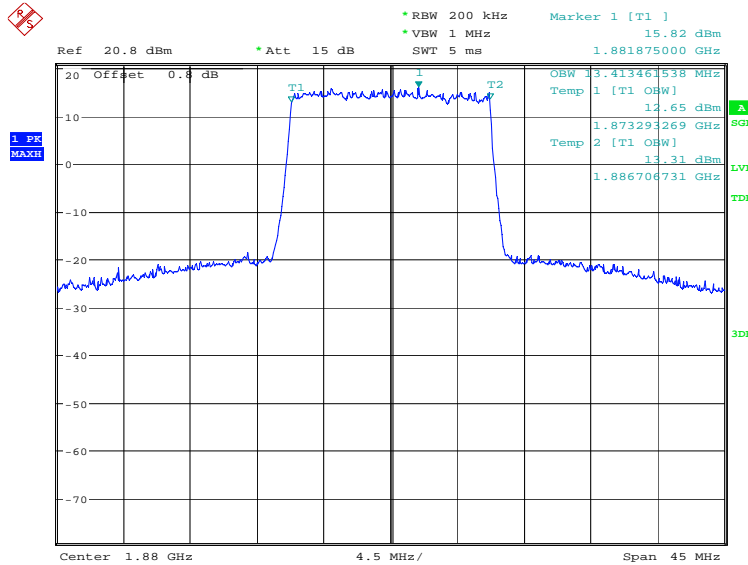
Frequency (MHz)	Occupied Bandwidth (99%) (kHz)		
	QPSK	16QAM	64QAM
1880.0	13485.58	13413.46	13413.46

### LTE band 2, 15MHz Bandwidth, QPSK (99% BW)



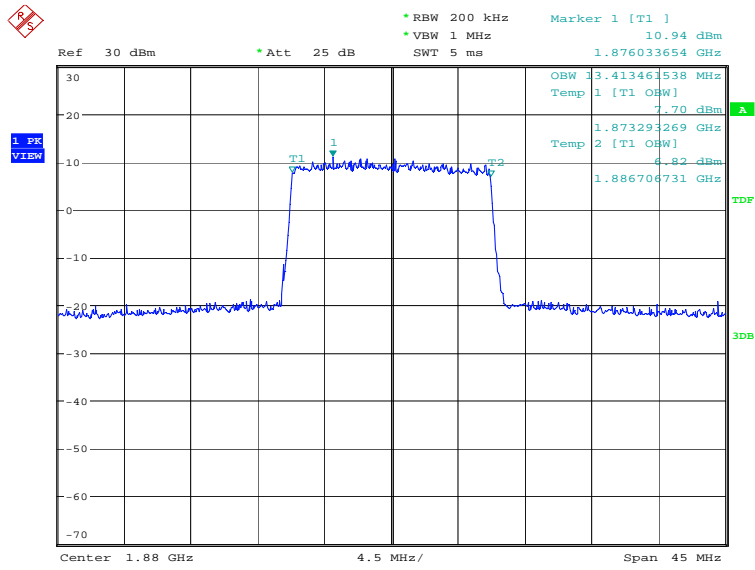
Date: 26.SEP.2019 22:06:03

### LTE band 2, 15MHz Bandwidth, 16QAM (99% BW)



Date: 26.SEP.2019 22:07:28

### LTE band 2, 15MHz Bandwidth, 64QAM (99% BW)

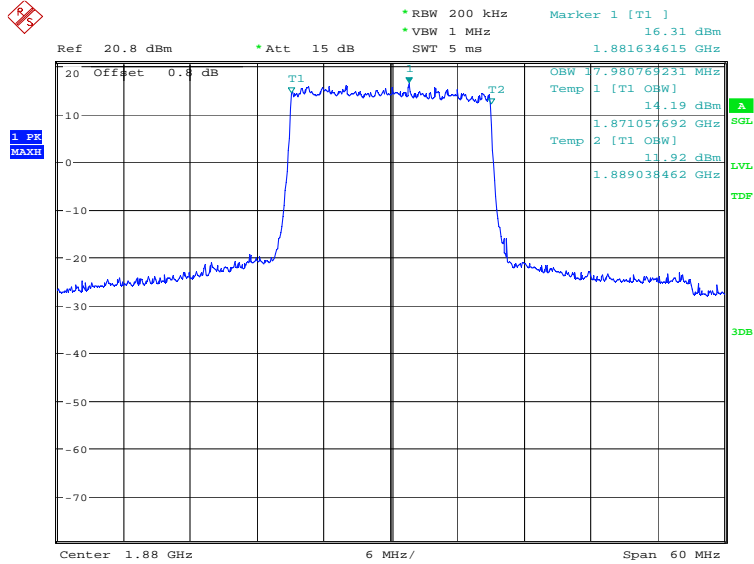


Date: 7.NOV.2019 15:44:00

### LTE band 2, 20MHz (99%)

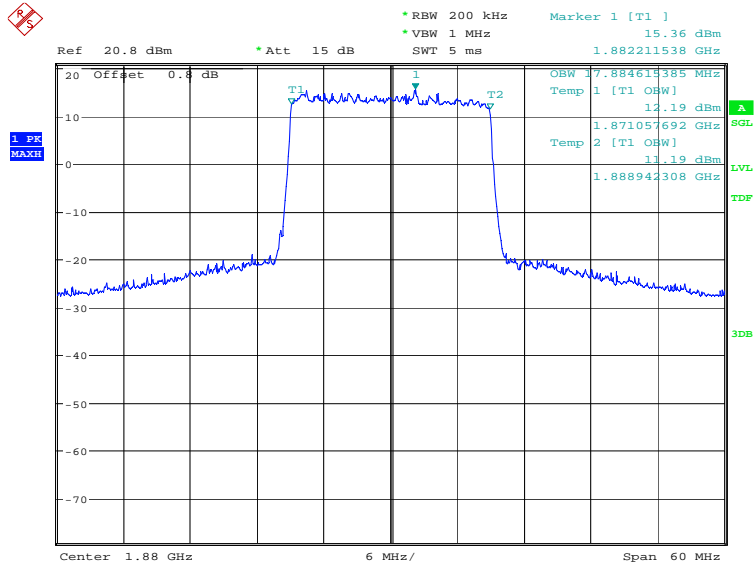
Frequency (MHz)	Occupied Bandwidth (99%) (kHz)		
	QPSK	16QAM	64QAM
1880.0	17980.77	17884.62	17980.77

### LTE band 2, 20MHz Bandwidth, QPSK (99% BW)



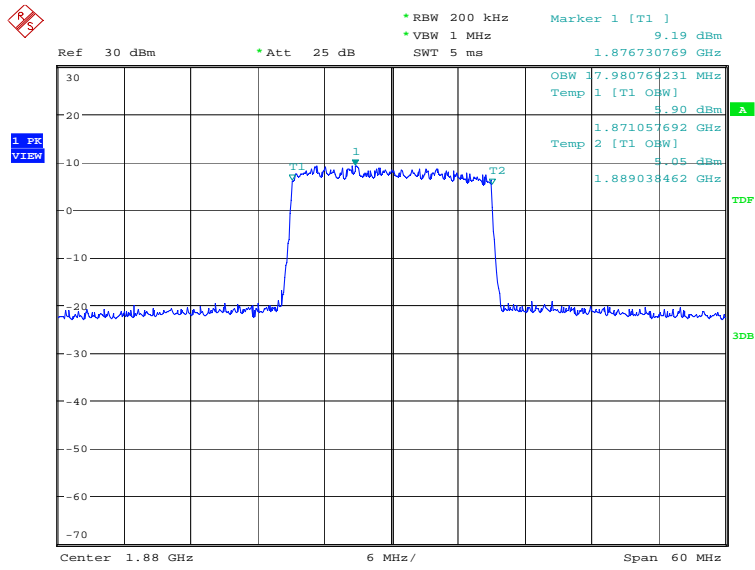
Date: 26.SEP.2019 22:08:53

### LTE band 2, 20MHz Bandwidth, 16QAM (99% BW)



Date: 26.SEP.2019 22:10:18

### LTE band 2, 20MHz Bandwidth, 64QAM (99% BW)

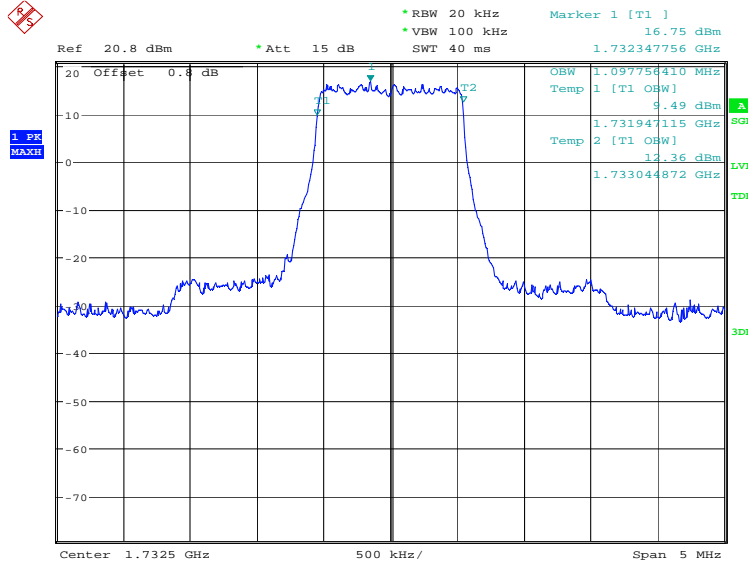


Date: 7.NOV.2019 15:49:25

### LTE band 4, 1.4MHz (99%)

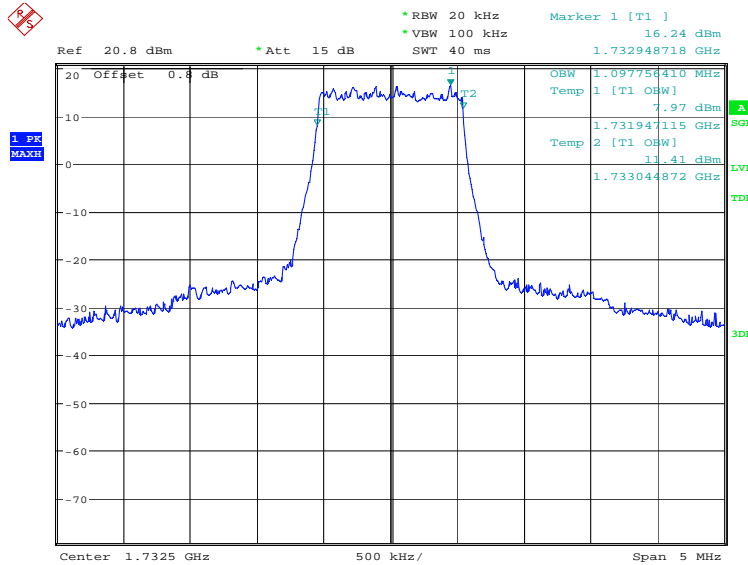
Frequency (MHz)	Occupied Bandwidth (99%) (kHz)		
	QPSK	16QAM	64QAM
1732.5	1097.76	1097.76	1089.74

### LTE band 4, 1.4MHz Bandwidth, QPSK (99% BW)



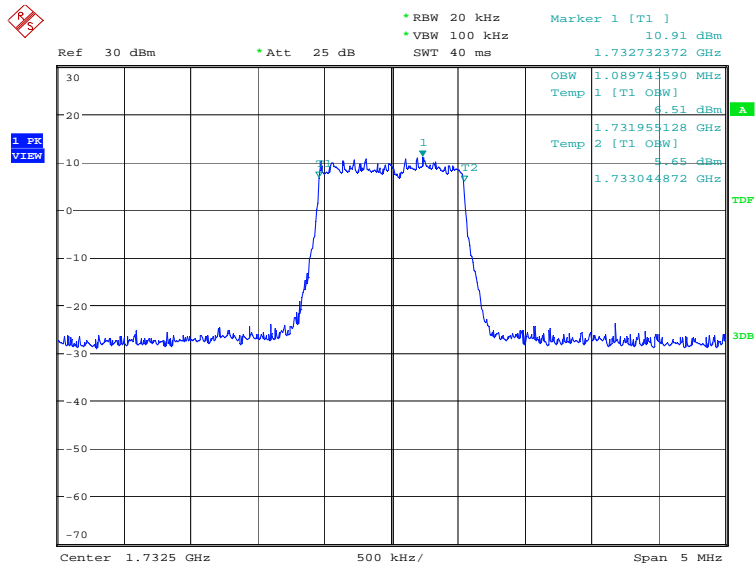
Date: 26.SEP.2019 22:11:48

### LTE band 4, 1.4MHz Bandwidth, 16QAM (99% BW)



Date: 26.SEP.2019 22:13:13

### LTE band 4, 1.4MHz Bandwidth, 64QAM (99% BW)

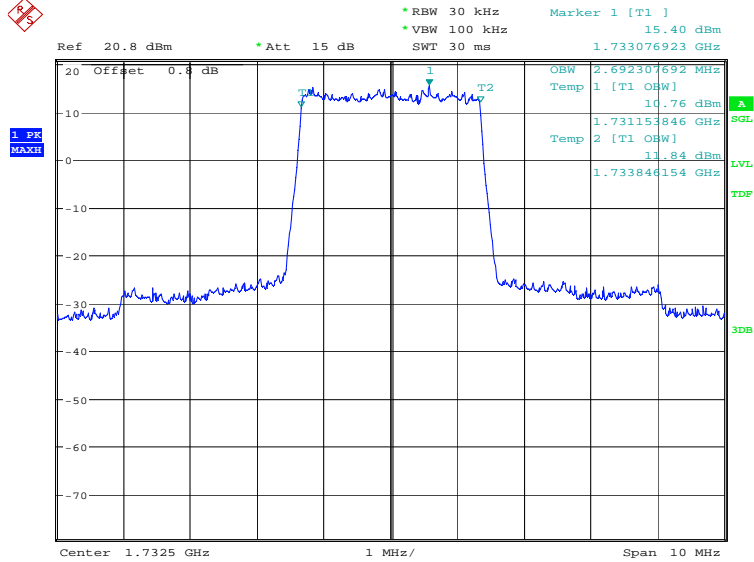


Date: 7.NOV.2019 15:54:50

### LTE band 4, 3MHz (99%)

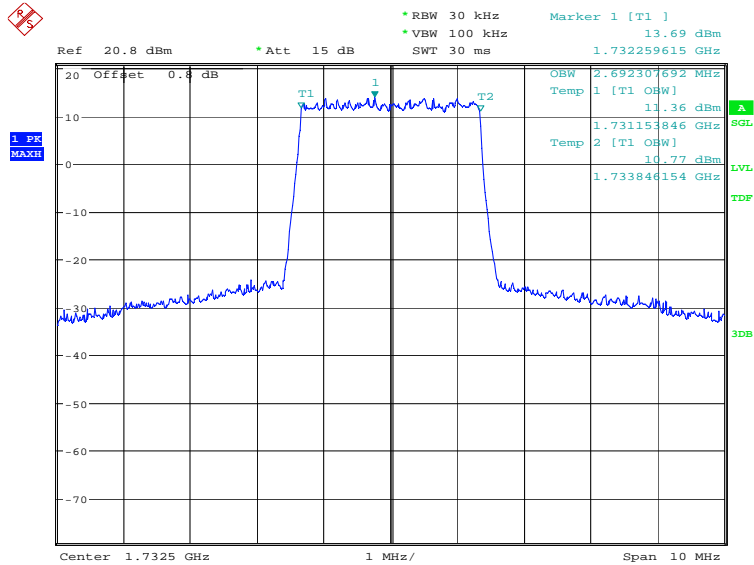
Frequency (MHz)	Occupied Bandwidth (99%) (kHz)		
	QPSK	16QAM	64QAM
1732.5	2692.31	2692.31	2692.31

### LTE band 4, 3MHz Bandwidth, QPSK (99% BW)



Date: 26.SEP.2019 22:14:38

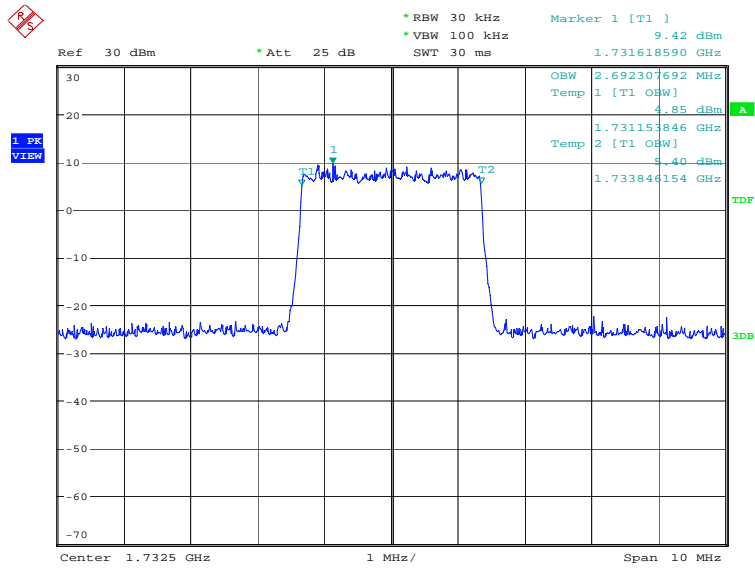
### LTE band 4, 3MHz Bandwidth, 16QAM (99% BW)



Date: 26.SEP.2019 22:16:03



### LTE band 4, 3MHz Bandwidth, 64QAM (99% BW)

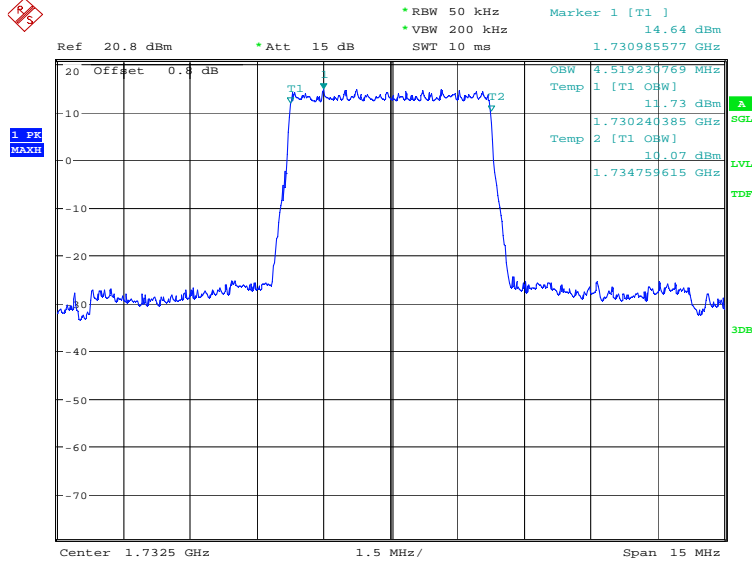


Date: 7.NOV.2019 15:56:33

### LTE band 4, 5MHz (99%)

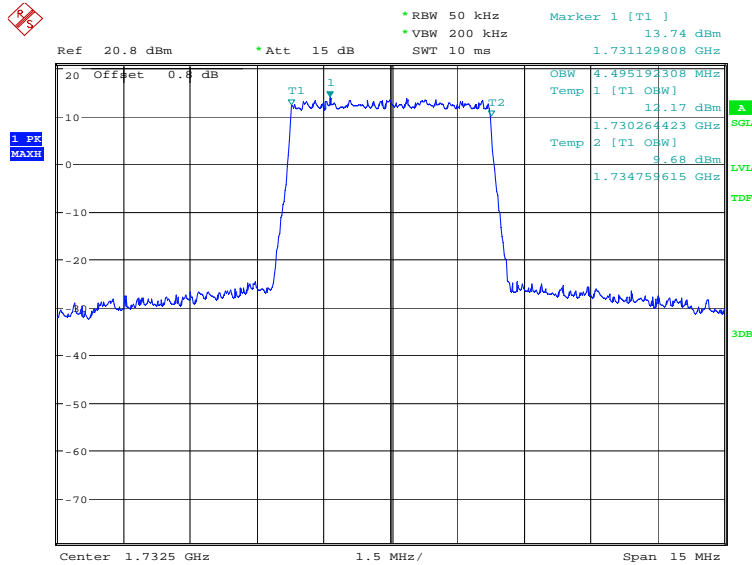
Frequency (MHz)	Occupied Bandwidth (99%) (kHz)		
	QPSK	16QAM	64QAM
1732.5	4519.23	4495.19	4519.23

### LTE band 4, 5MHz Bandwidth, QPSK (99% BW)



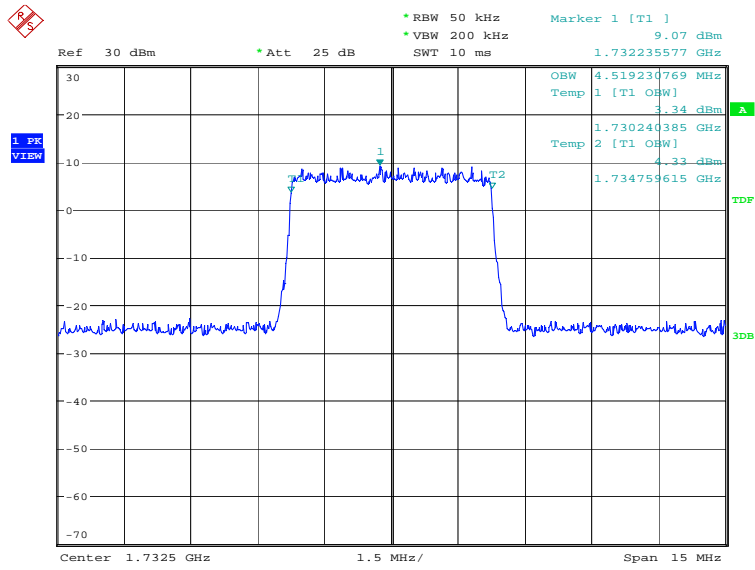
Date: 26.SEP.2019 22:17:29

### LTE band 4, 5MHz Bandwidth, 16QAM (99% BW)



Date: 26.SEP.2019 22:18:53

### LTE band 4, 5MHz Bandwidth, 64QAM (99% BW)

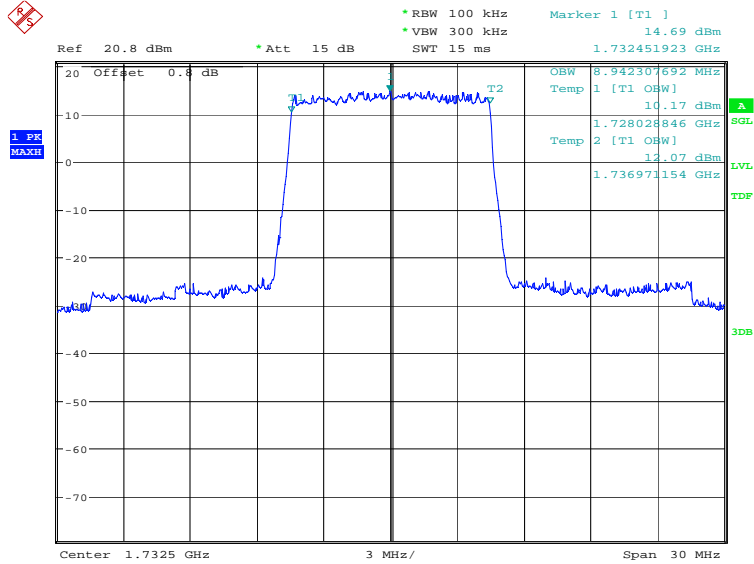


Date: 7.NOV.2019 15:57:46

### LTE band 4, 10MHz (99%)

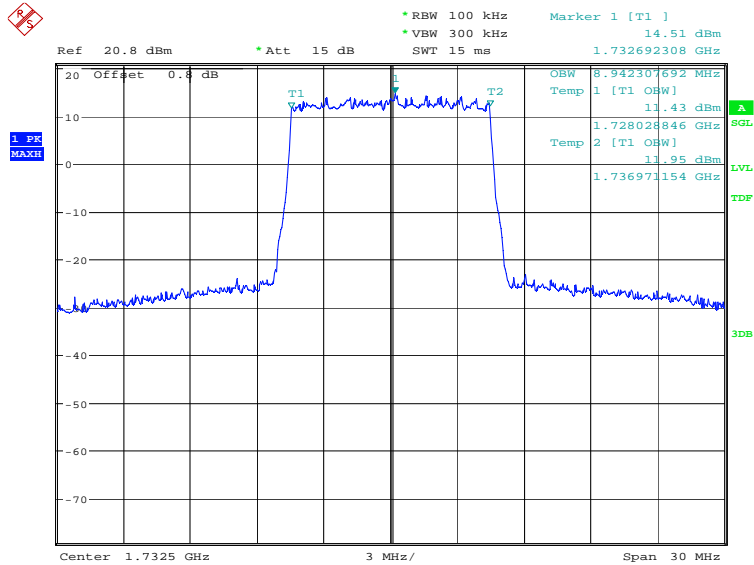
Frequency (MHz)	Occupied Bandwidth (99%) (kHz)		
	QPSK	16QAM	64QAM
1732.5	8942.31	8942.31	8990.38

### LTE band 4, 10MHz Bandwidth, QPSK (99% BW)



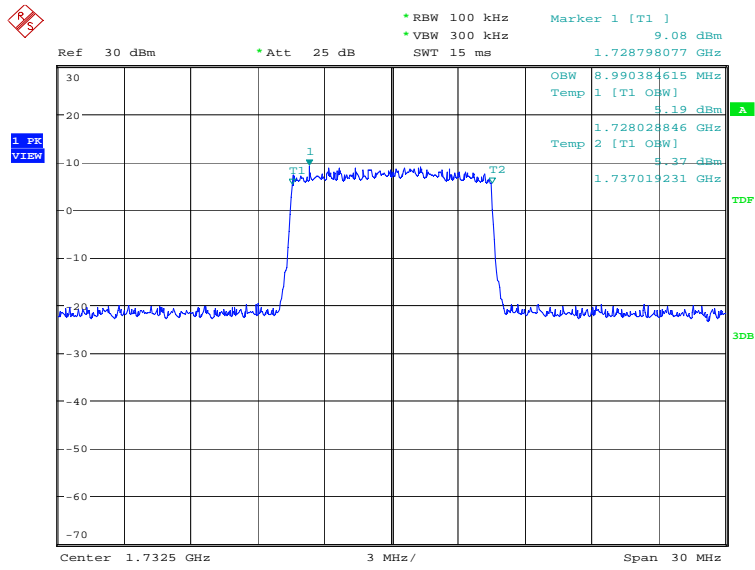
Date: 26.SEP.2019 22:20:19

### LTE band 4, 10MHz Bandwidth, 16QAM (99% BW)



Date: 26.SEP.2019 22:21:43

### LTE band 4, 10MHz Bandwidth, 64QAM (99% BW)

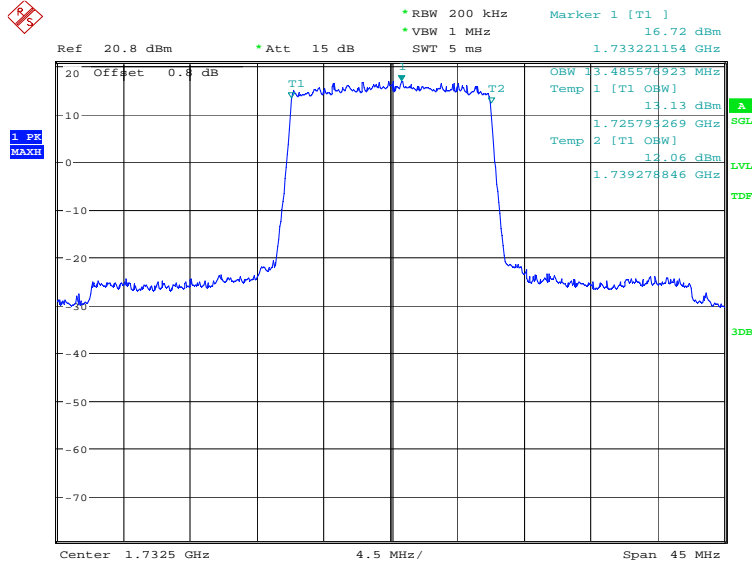


Date: 7.NOV.2019 15:58:53

### LTE band 4, 15MHz (99%)

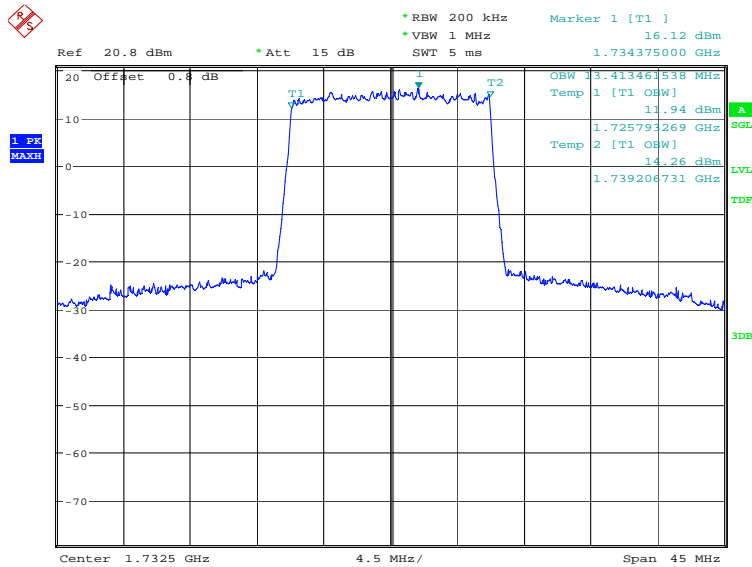
Frequency (MHz)	Occupied Bandwidth (99%) (kHz)		
	QPSK	16QAM	64QAM
1732.5	13485.58	13413.46	13485.58

### LTE band 4, 15MHz Bandwidth, QPSK (99% BW)



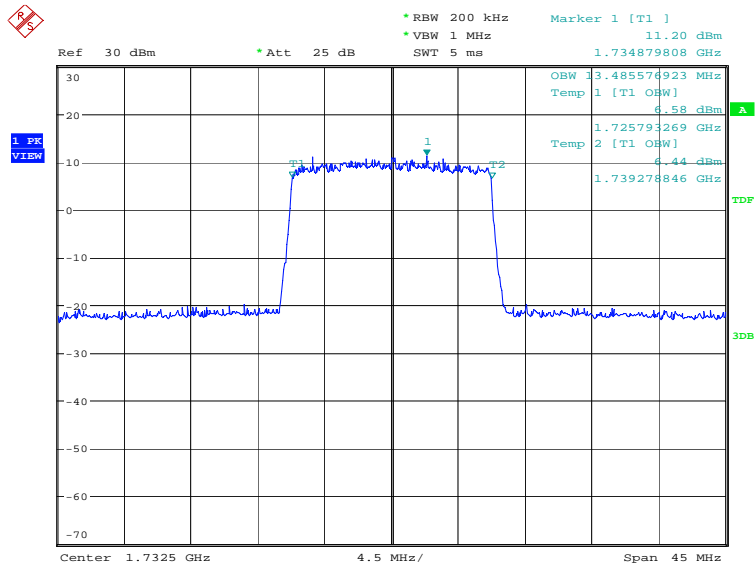
Date: 26.SEP.2019 22:23:09

### LTE band 4, 15MHz Bandwidth, 16QAM (99% BW)



Date: 26.SEP.2019 22:24:33

### LTE band 4, 15MHz Bandwidth, 64QAM (99% BW)

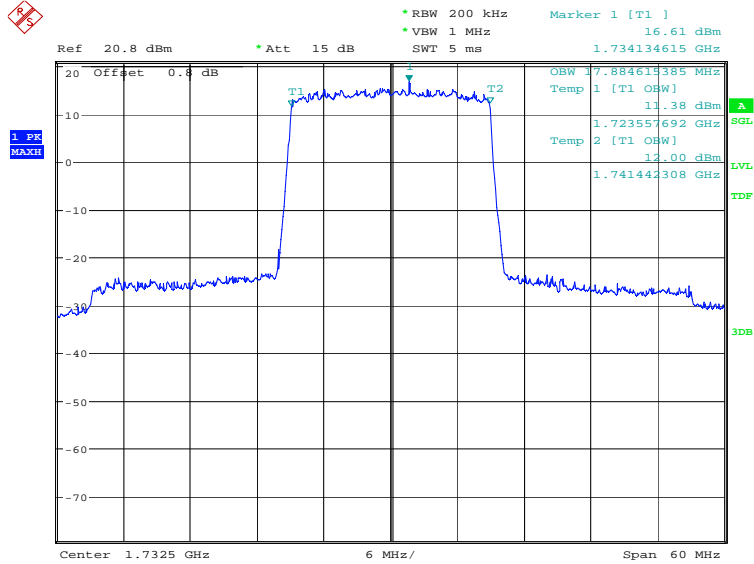


Date: 7.NOV.2019 15:59:55

### LTE band 4, 20MHz (99%)

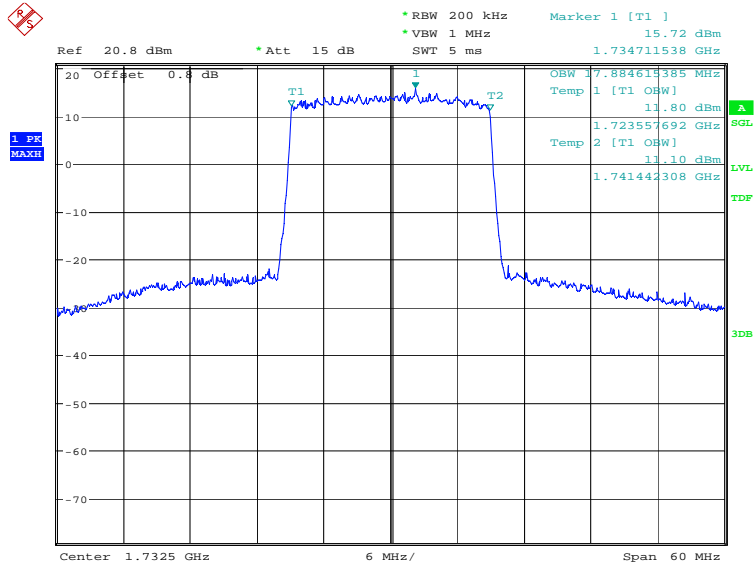
Frequency (MHz)	Occupied Bandwidth (99%) (kHz)		
	QPSK	16QAM	64QAM
1732.5	17884.62	17884.62	17884.62

### LTE band 4, 20MHz Bandwidth, QPSK (99% BW)



Date: 26.SEP.2019 22:26:00

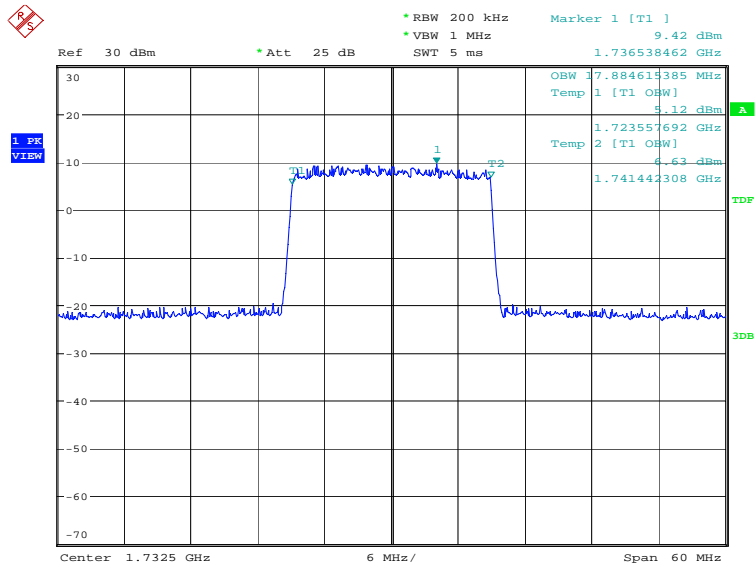
### LTE band 4, 20MHz Bandwidth, 16QAM (99% BW)



Date: 26.SEP.2019 22:27:24



### LTE band 4, 20MHz Bandwidth, 64QAM (99% BW)

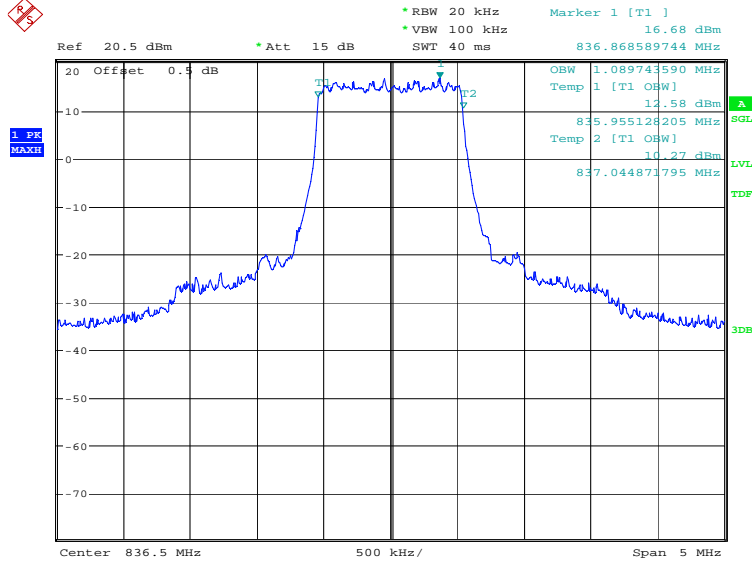


Date: 7.NOV.2019 16:01:04

### LTE band 5, 1.4MHz (99%)

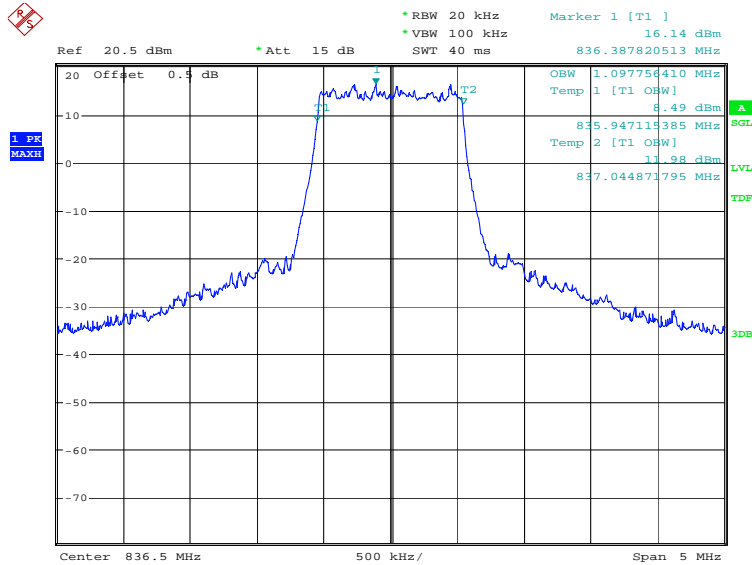
Frequency (MHz)	Occupied Bandwidth (99%) (kHz)		
	QPSK	16QAM	64QAM
836.5	1089.74	1097.76	1089.74

### LTE band 5, 1.4MHz Bandwidth, QPSK (99% BW)



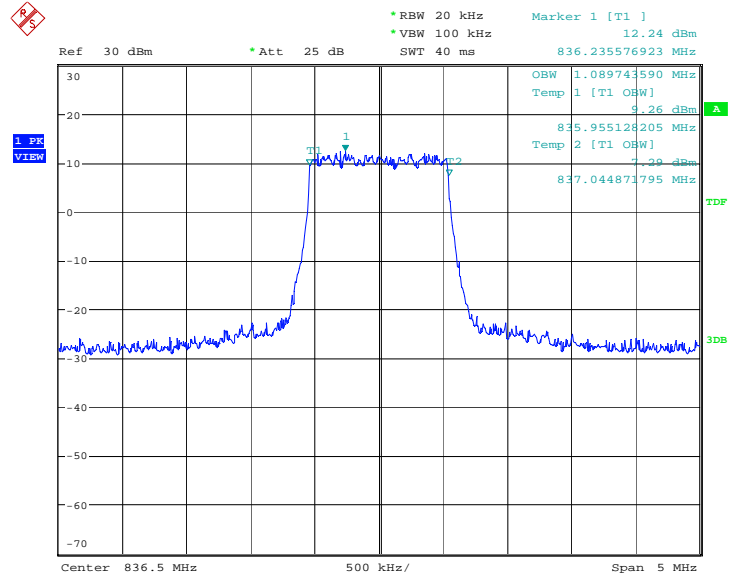
Date: 19.SEP.2019 17:41:28

### LTE band 5, 1.4MHz Bandwidth, 16QAM (99% BW)



Date: 19.SEP.2019 17:42:52

### LTE band 5, 1.4MHz Bandwidth, 64QAM (99% BW)

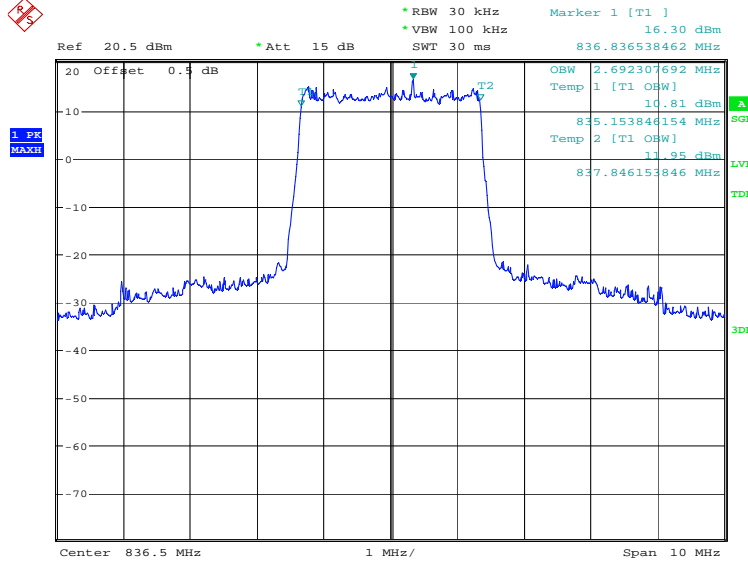


Date: 20.SEP.2019 15:35:43

### LTE band 5, 3MHz (99%)

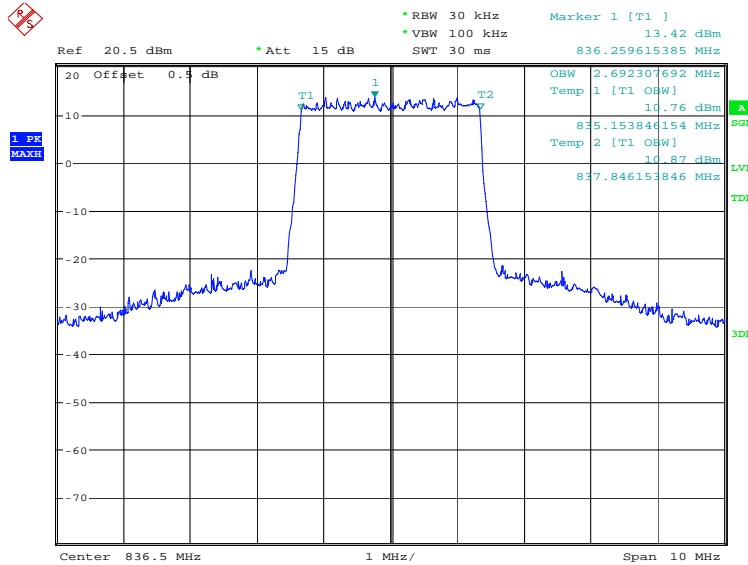
Frequency (MHz)	Occupied Bandwidth (99%) (kHz)		
	QPSK	16QAM	64QAM
836.5	2692.31	2692.31	2692.31

### LTE band 5, 3MHz Bandwidth, QPSK (99% BW)



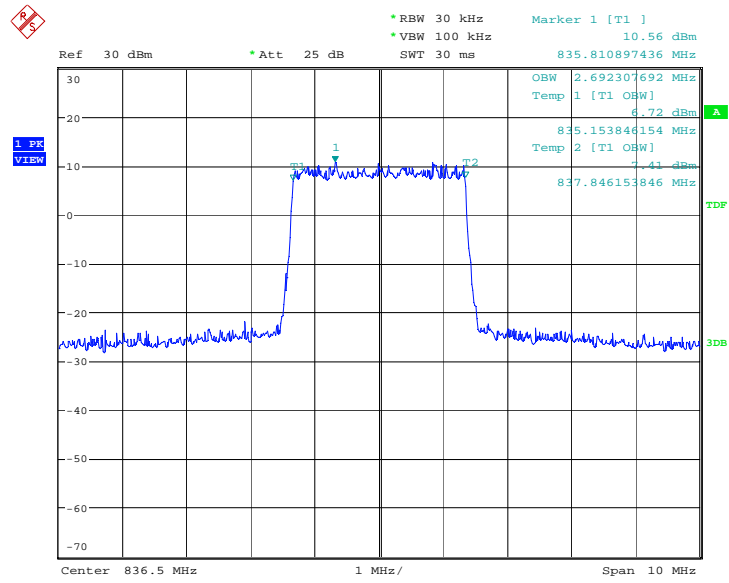
Date: 19.SEP.2019 17:44:18

### LTE band 5, 3MHz Bandwidth, 16QAM (99% BW)



Date: 19.SEP.2019 17:45:42

### LTE band 5, 3MHz Bandwidth, 64QAM (99% BW)

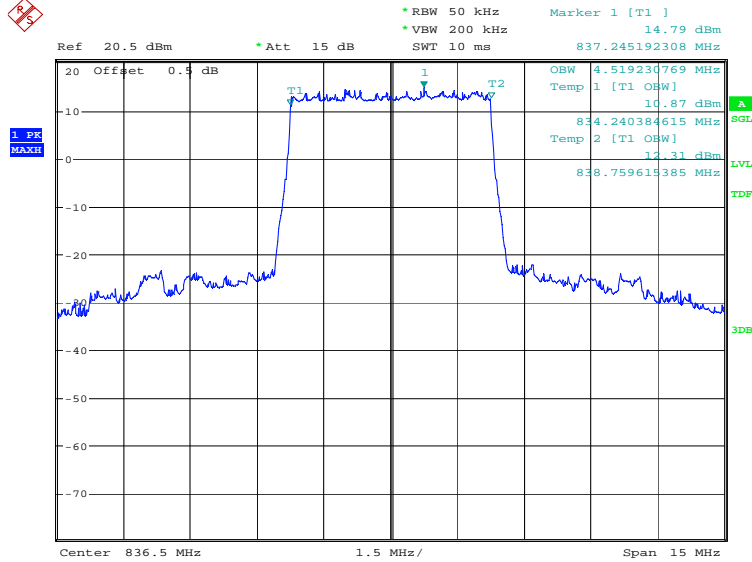


Date: 20.SEP.2019 15:36:53

### LTE band 5, 5MHz (99%)

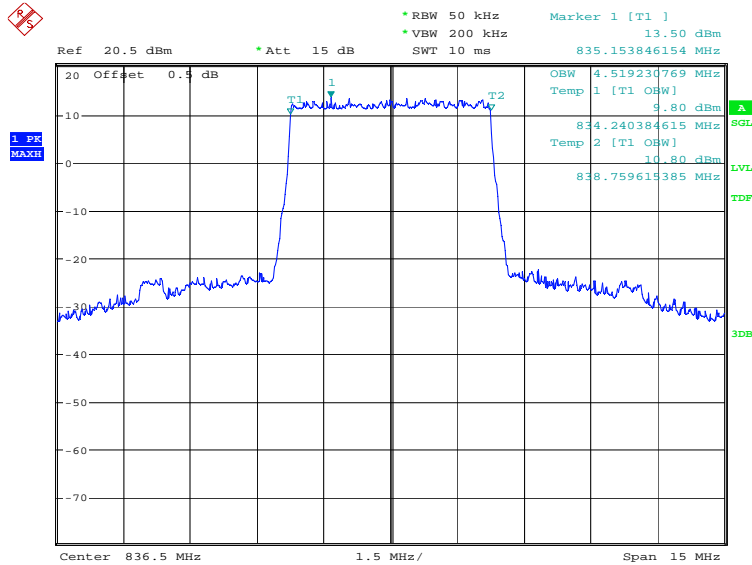
Frequency (MHz)	Occupied Bandwidth (99%) (kHz)		
	QPSK	16QAM	64QAM
836.5	4519.23	4519.23	4495.19

### LTE band 5, 5MHz Bandwidth, QPSK (99% BW)



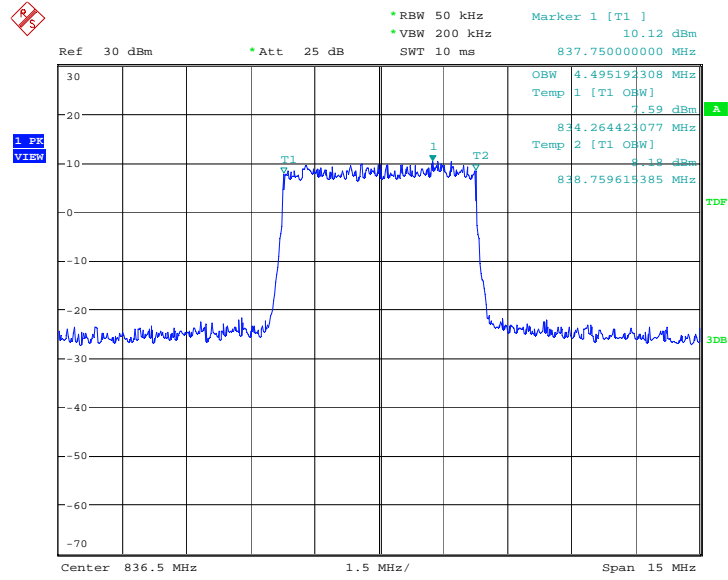
Date: 19.SEP.2019 17:47:08

### LTE band 5, 5MHz Bandwidth, 16QAM (99% BW)



Date: 19.SEP.2019 17:48:32

### LTE band 5, 5MHz Bandwidth, 64QAM (99% BW)

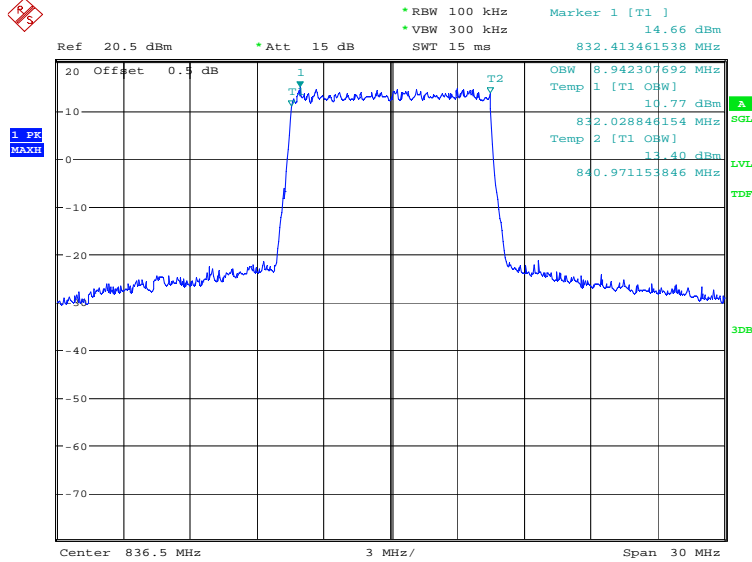


Date: 20.SEP.2019 15:39:26

### LTE band 5, 10MHz (99%)

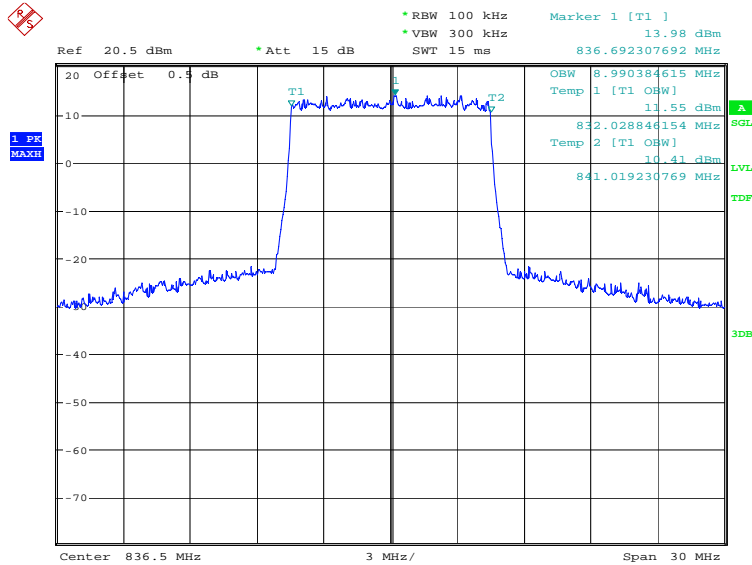
Frequency (MHz)	Occupied Bandwidth (99%) (kHz)		
	QPSK	16QAM	64QAM
836.5	8942.31	8990.38	9038.46

### LTE band 5, 10MHz Bandwidth, QPSK (99% BW)



Date: 19.SEP.2019 17:49:58

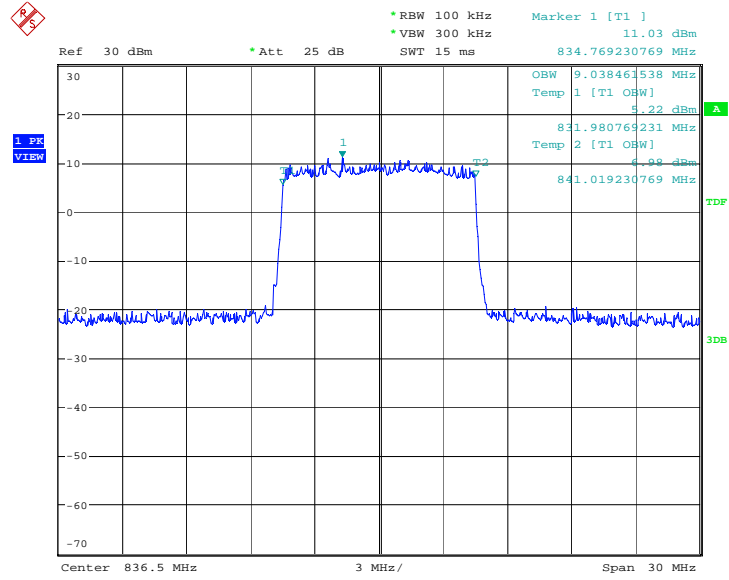
### LTE band 5, 10MHz Bandwidth, 16QAM (99% BW)



Date: 19.SEP.2019 17:51:22



### LTE band 5, 10MHz Bandwidth, 64QAM (99% BW)

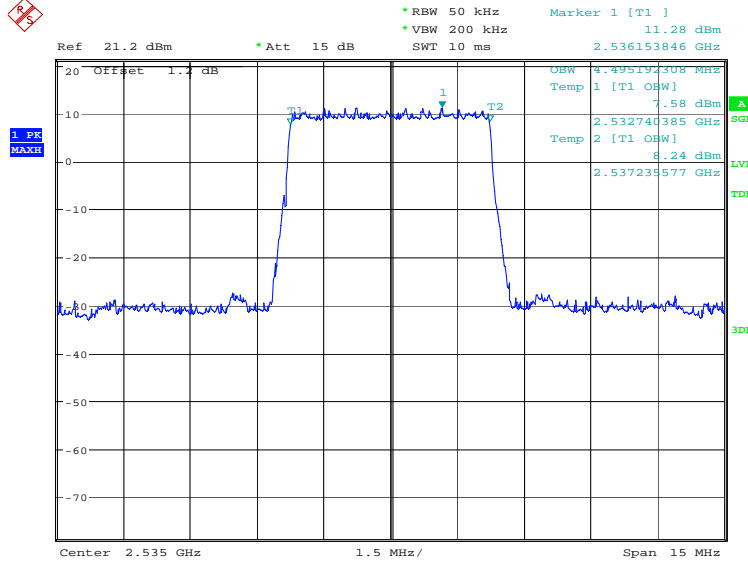


Date: 20.SEP.2019 15:41:12

### LTE band 7, 5MHz (99%)

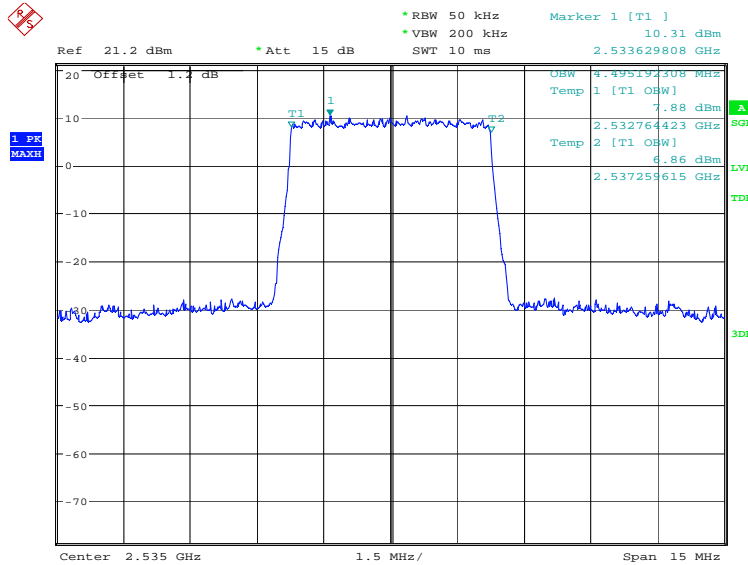
Frequency (MHz)	Occupied Bandwidth (99%) (kHz)		
	QPSK	16QAM	64QAM
2535.0	4495.19	4495.19	4495.19

### LTE band 7, 5MHz Bandwidth, QPSK (99% BW)



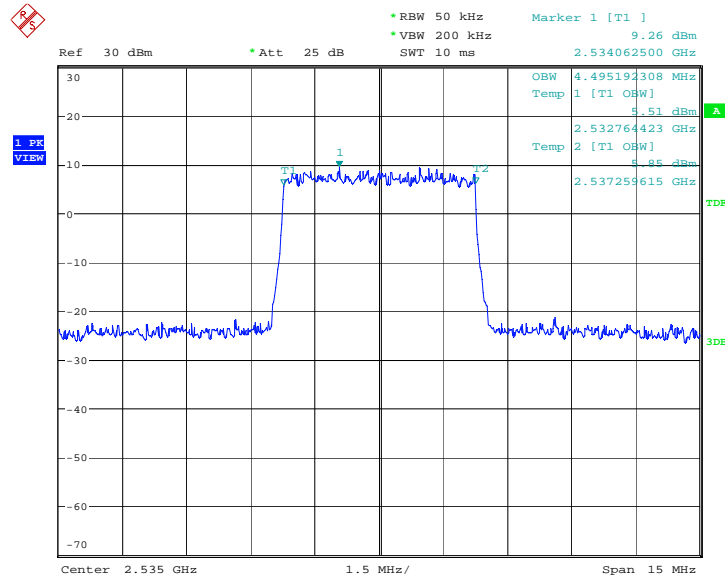
Date: 19.SEP.2019 17:52:49

### LTE band 7, 5MHz Bandwidth, 16QAM (99% BW)



Date: 19.SEP.2019 17:54:13

# LTE band 7, 5MHz Bandwidth, 64QAM (99% BW)

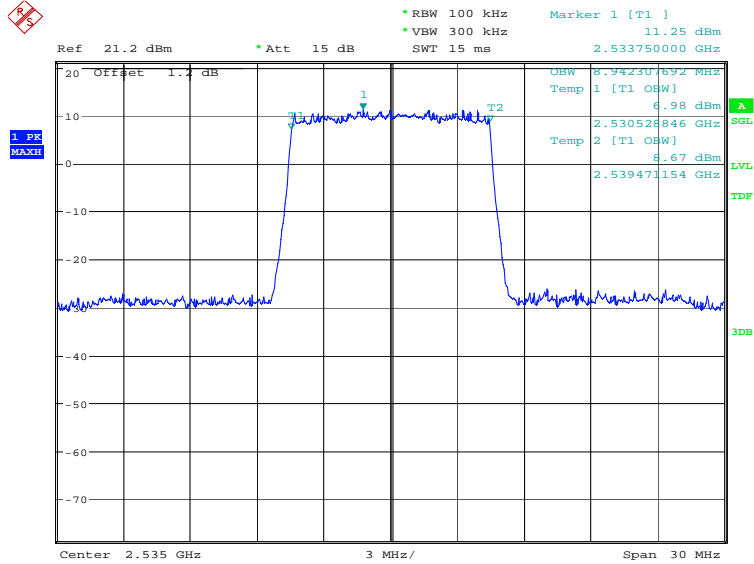


Date: 20.SEP.2019 15:43:09

### LTE band 7, 10MHz (99%)

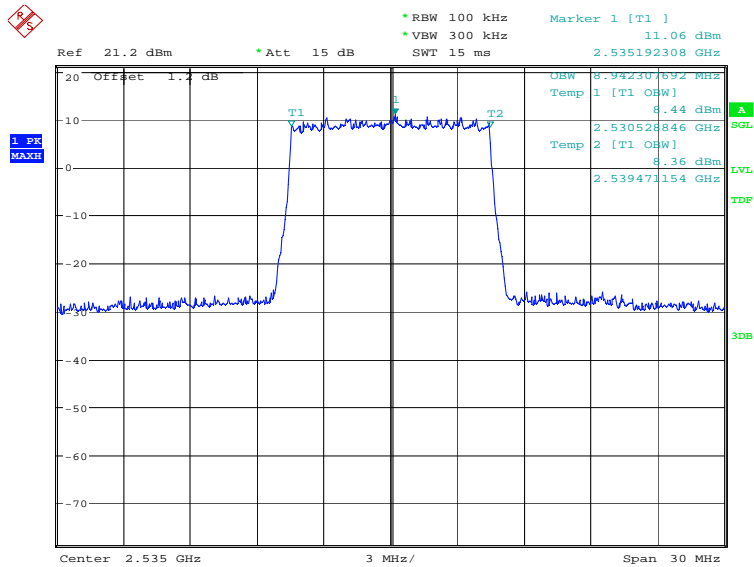
Frequency (MHz)	Occupied Bandwidth (99%) (kHz)		
	QPSK	16QAM	64QAM
2535.0	8942.31	8942.31	8990.38

### LTE band 7, 10MHz Bandwidth, QPSK (99% BW)



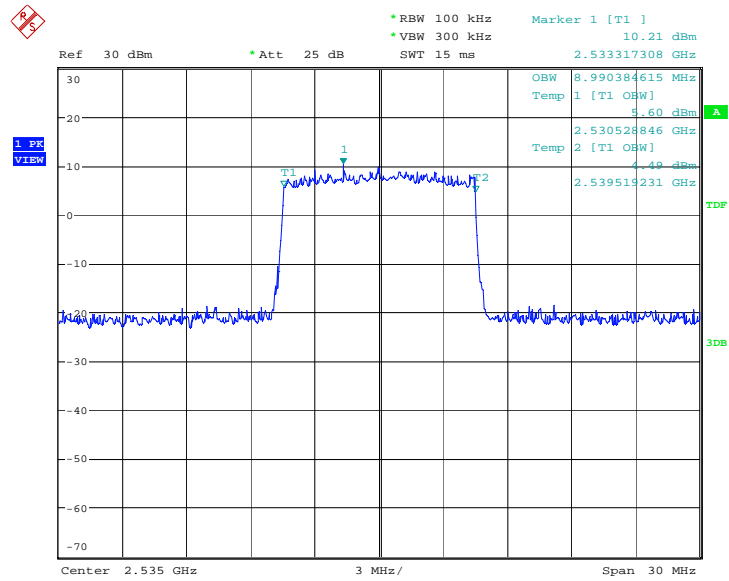
Date: 19.SEP.2019 17:55:39

### LTE band 7, 10MHz Bandwidth, 16QAM (99% BW)



Date: 19.SEP.2019 17:57:04

### LTE band 7, 10MHz Bandwidth, 64QAM (99% BW)

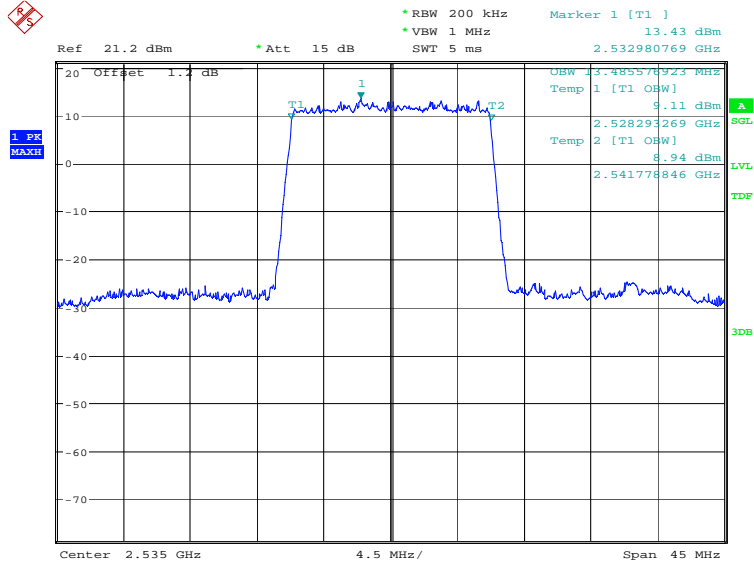


Date: 20.SEP.2019 15:46:46

### LTE band 7, 15MHz (99%)

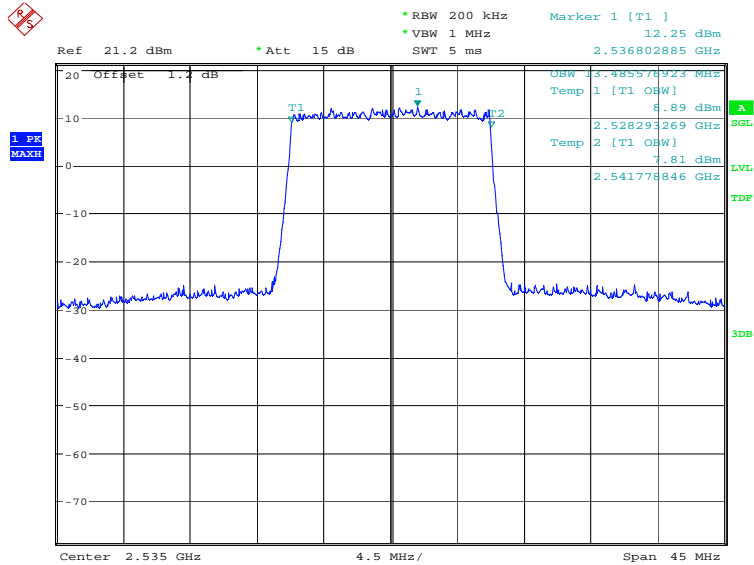
Frequency (MHz)	Occupied Bandwidth (99%) (kHz)		
	QPSK	16QAM	64QAM
2535.0	13485.58	13485.58	13485.58

### LTE band 7, 15MHz Bandwidth, QPSK (99% BW)



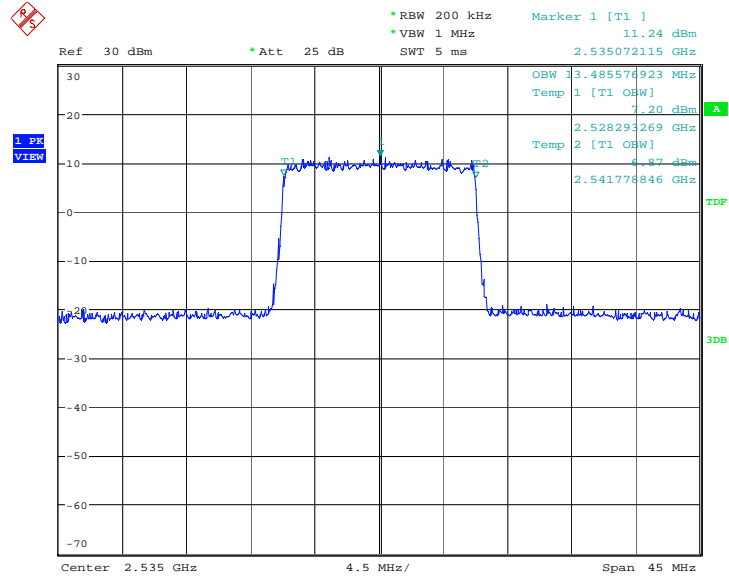
Date: 19.SEP.2019 17:58:29

### LTE band 7, 15MHz Bandwidth, 16QAM (99% BW)



Date: 19.SEP.2019 17:59:54

### LTE band 7, 15MHz Bandwidth, 64QAM (99% BW)

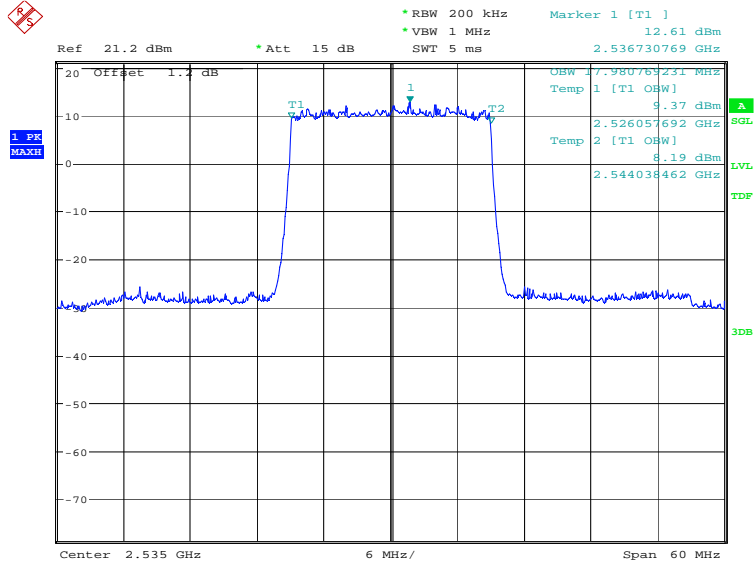


Date: 20.SEP.2019 15:48:18

### LTE band 7, 20MHz (99%)

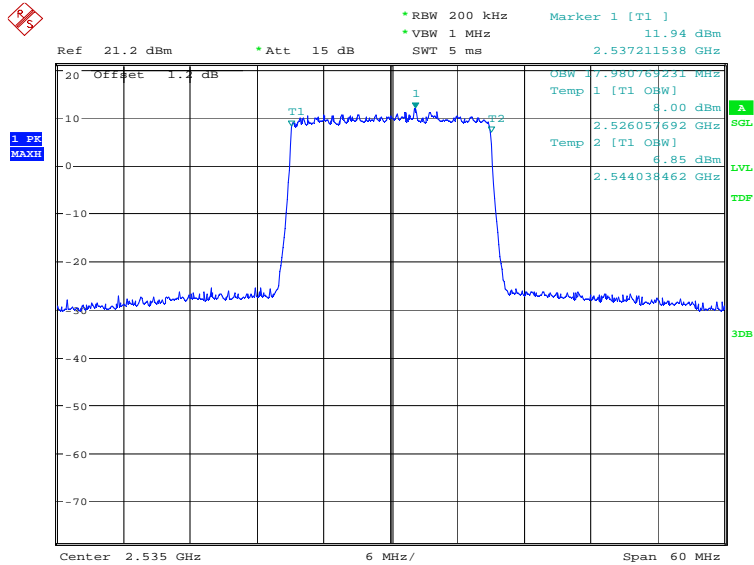
Frequency (MHz)	Occupied Bandwidth (99%) (kHz)		
	QPSK	16QAM	64QAM
2535.0	17980.77	17980.77	17980.77

### LTE band 7, 20MHz Bandwidth, QPSK (99% BW)



Date: 19.SEP.2019 18:01:20

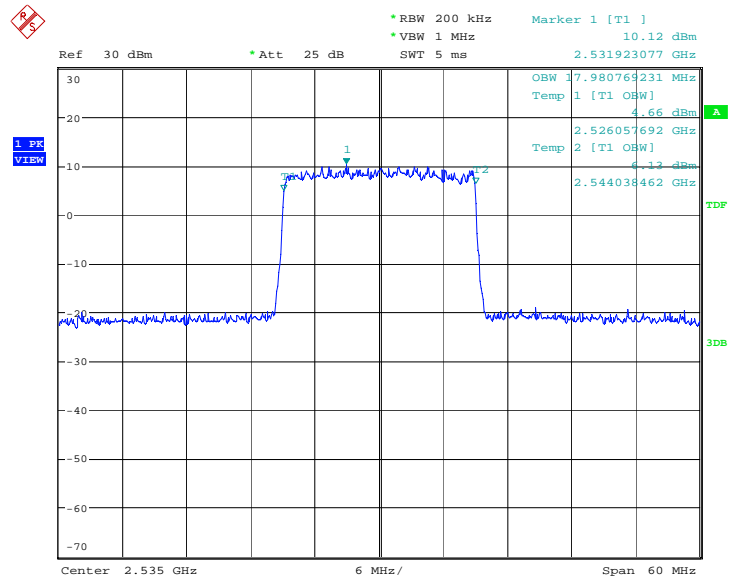
### LTE band 7, 20MHz Bandwidth, 16QAM (99% BW)



Date: 19.SEP.2019 18:02:44



### LTE band 7, 20MHz Bandwidth, 64QAM (99% BW)

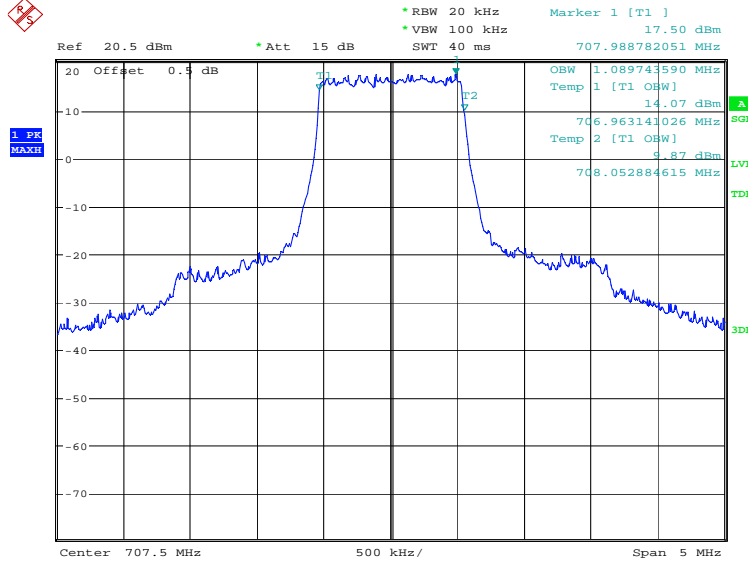


Date: 20.SEP.2019 15:49:55

### LTE band 12, 1.4MHz (99%)

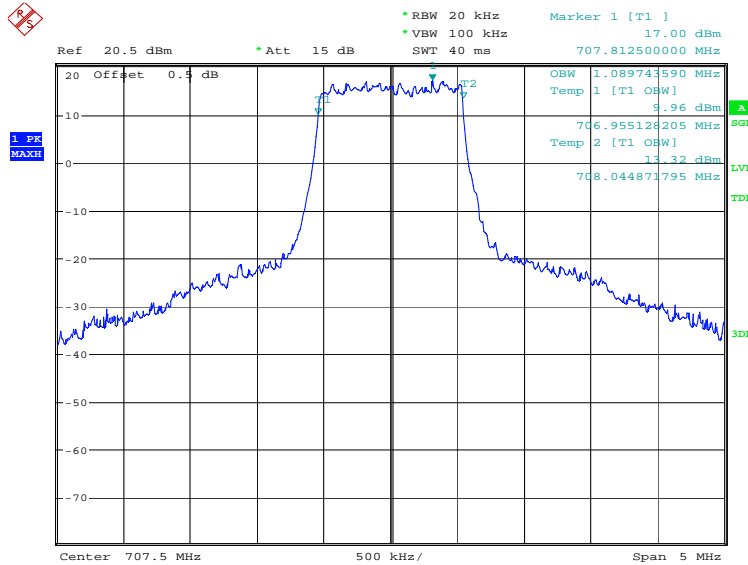
Frequency (MHz)	Occupied Bandwidth (99%) (kHz)		
	QPSK	16QAM	64QAM
707.5	1089.74	1089.74	1089.74

### LTE band 12, 1.4MHz Bandwidth, QPSK (99% BW)



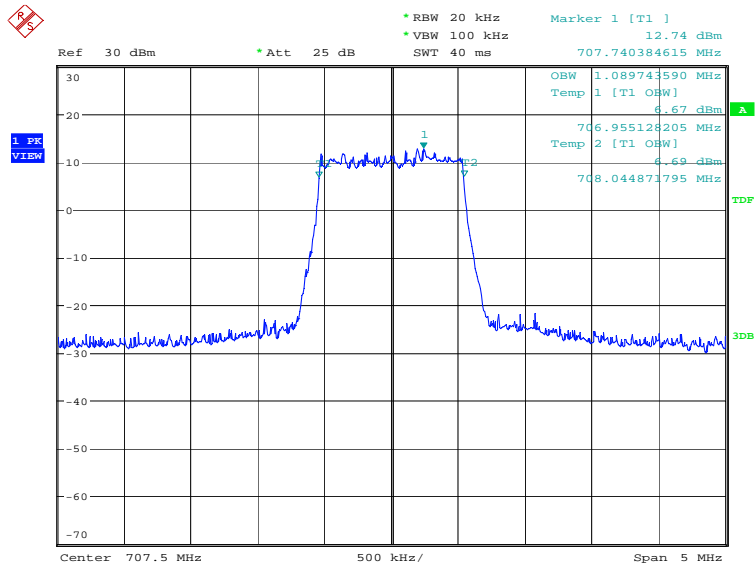
Date: 26.SEP.2019 22:30:33

### LTE band 12, 1.4MHz Bandwidth, 16QAM (99% BW)



Date: 26.SEP.2019 22:31:58

### LTE band 12, 1.4MHz Bandwidth, 64QAM (99% BW)

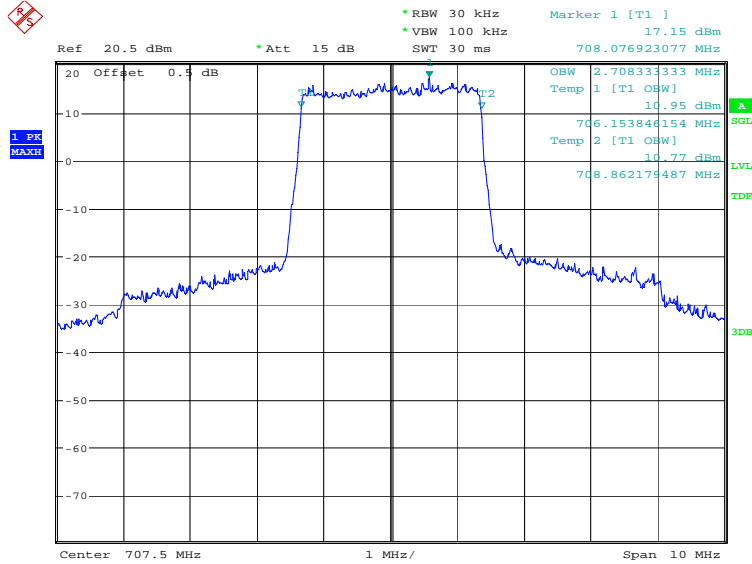


Date: 7.NOV.2019 16:06:58

### LTE band 12, 3MHz (99%)

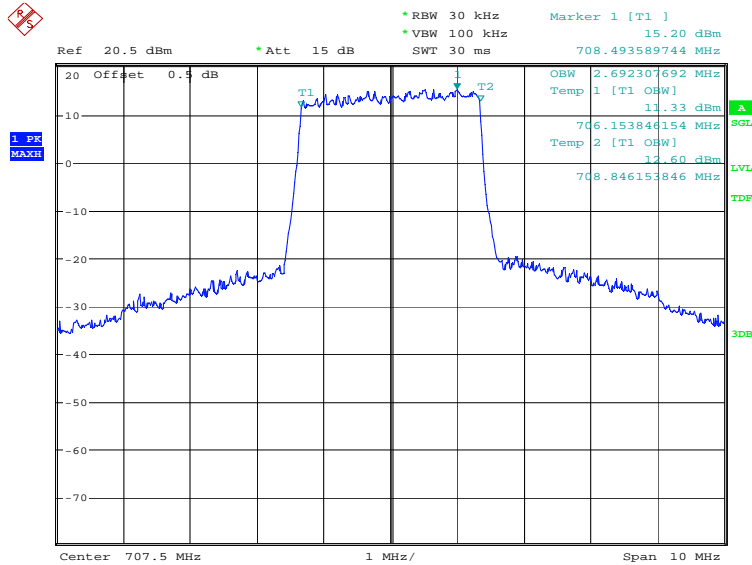
Frequency (MHz)	Occupied Bandwidth (99%) (kHz)		
	QPSK	16QAM	64QAM
707.5	2708.33	2692.31	2708.33

### LTE band 12, 3MHz Bandwidth, QPSK (99% BW)



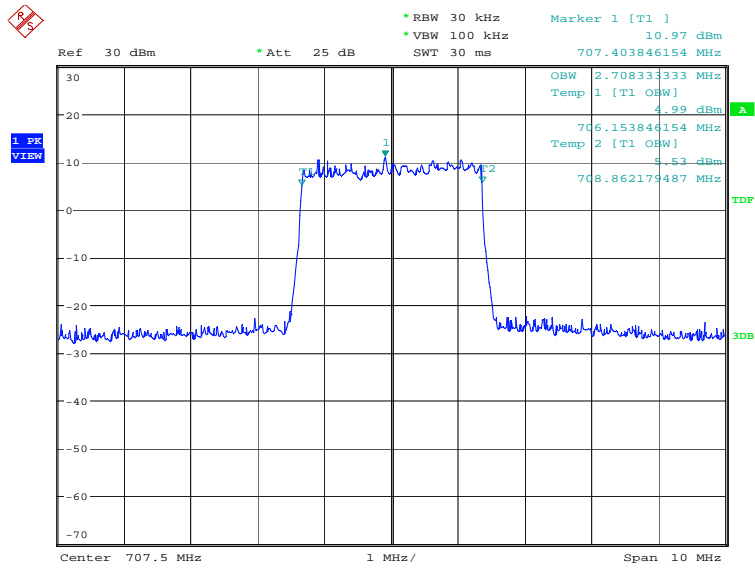
Date: 26.SEP.2019 22:33:23

### LTE band 12, 3MHz Bandwidth, 16QAM (99% BW)



Date: 26.SEP.2019 22:34:48

### LTE band 12, 3MHz Bandwidth, 64QAM (99% BW)

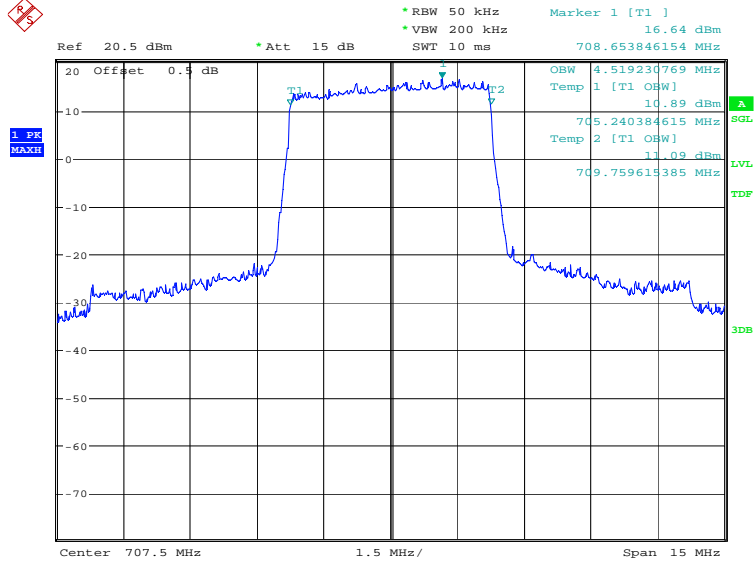


Date: 7.NOV.2019 16:07:57

### LTE band 12, 5MHz (99%)

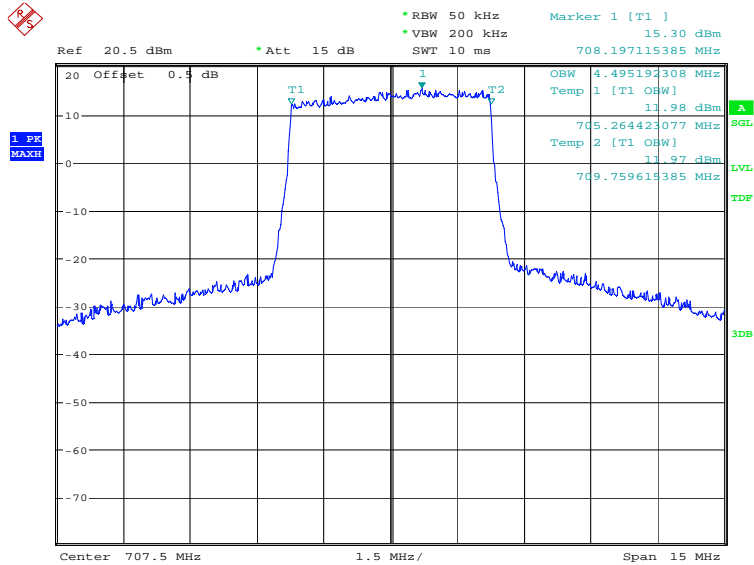
Frequency (MHz)	Occupied Bandwidth (99%) (kHz)		
	QPSK	16QAM	64QAM
707.5	4519.23	4495.19	4495.19

### LTE band 12, 5MHz Bandwidth, QPSK (99% BW)



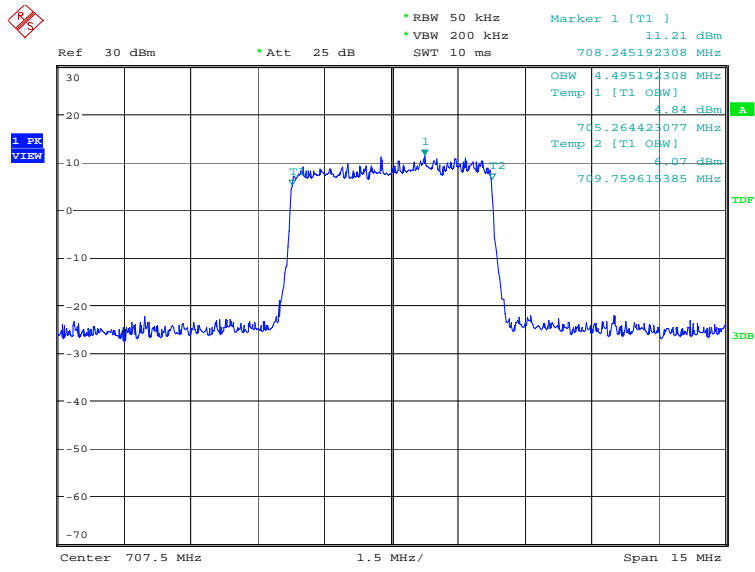
Date: 26.SEP.2019 22:36:14

### LTE band 12, 5MHz Bandwidth, 16QAM (99% BW)



Date: 26.SEP.2019 22:37:38

### LTE band 12, 5MHz Bandwidth, 64QAM (99% BW)

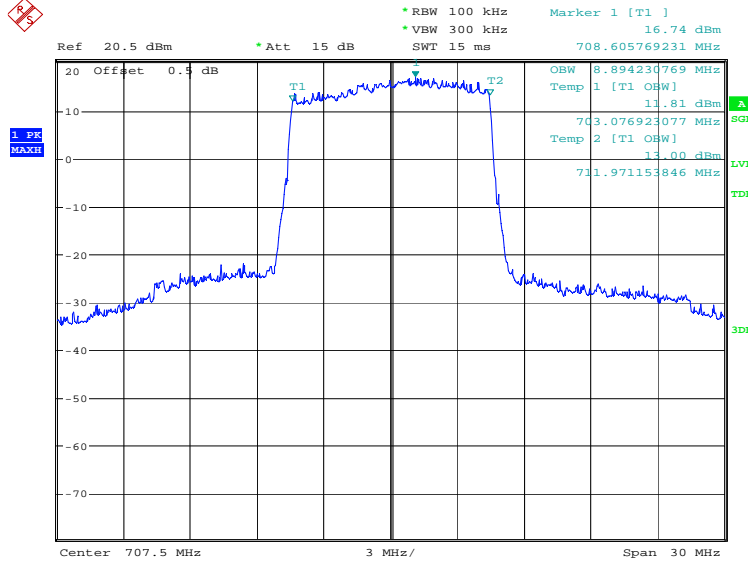


Date: 7.NOV.2019 16:12:17

### LTE band 12, 10MHz (99%)

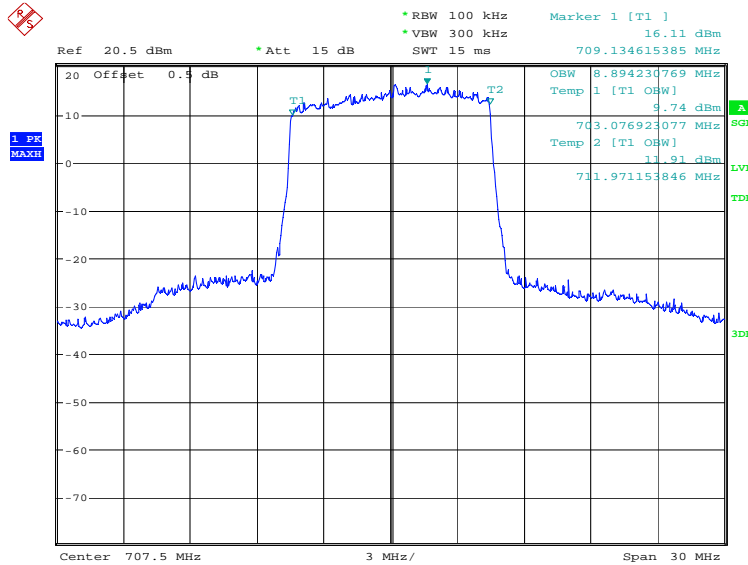
Frequency (MHz)	Occupied Bandwidth (99%) (kHz)		
	QPSK	16QAM	64QAM
707.5	8894.23	8894.23	8942.31

### LTE band 12, 10MHz Bandwidth, QPSK (99% BW)



Date: 26.SEP.2019 22:39:04

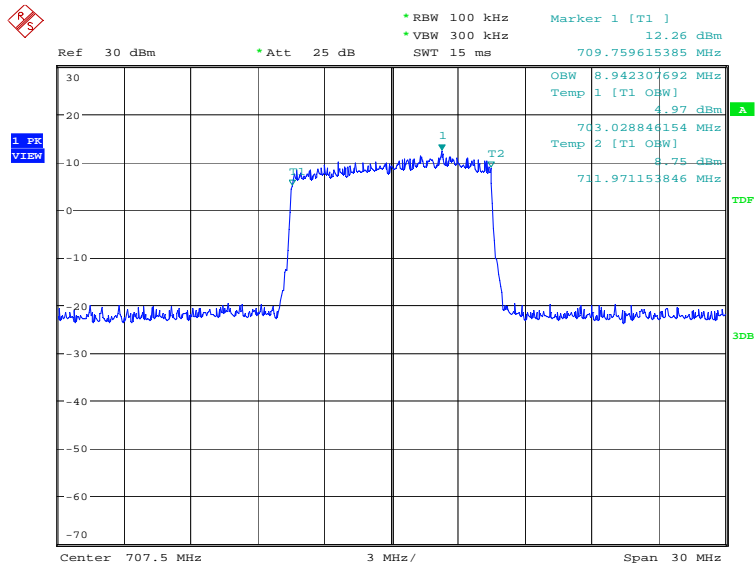
### LTE band 12, 10MHz Bandwidth, 16QAM (99% BW)



Date: 26.SEP.2019 22:40:28



### LTE band 12, 10MHz Bandwidth, 64QAM (99% BW)



Date: 7.NOV.2019 16:21:10

## **A.5 EMISSION BANDWIDTH**

### **A.5.1 Emission Bandwidth Results**

The emission bandwidth is defined as the width of the signal between two points, one below the carrier center frequency and one above the carrier center frequency, outside of which all emissions are attenuated at least 26 dB below the transmitter power. Table below lists the measured -26dBc BW. Spectrum analyzer plots are included on the following pages.

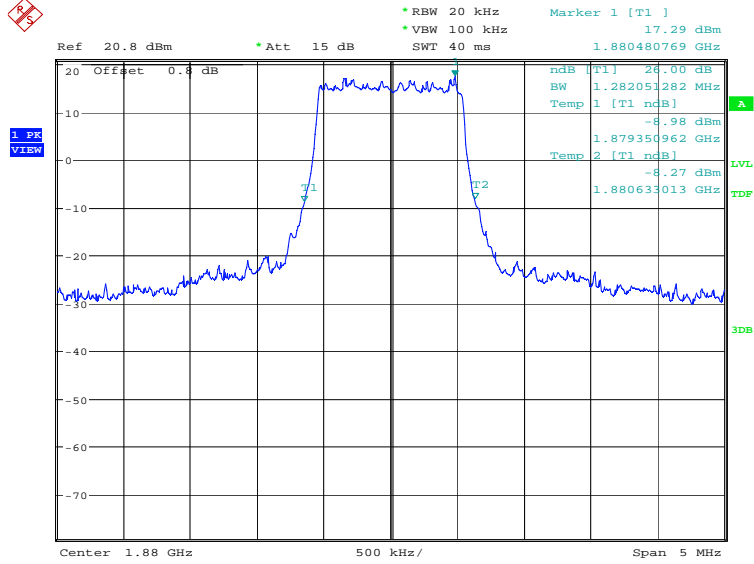
The measurement method is from ANSI C63.26:

- a) The spectrum analyzer center frequency is set to the nominal EUT channel center frequency. The span range for the spectrum analyzer shall be wide enough to see sufficient roll off of the signal to make the measurement.
- b) The nominal RBW shall be in the range of 1% to 5% of the anticipated OBW, and the VBW shall be set  $\geq 3 \times$  RBW.
- c) Set the reference level of the instrument as required to prevent the signal amplitude from exceeding the maximum spectrum analyzer input mixer level for linear operation.
- d) The dynamic range of the spectrum analyzer at the selected RBW shall be more than 10 dB below the target “-X dB” requirement, i.e., if the requirement calls for measuring the -26 dB OBW, the spectrum analyzer noise floor at the selected RBW shall be at least 36 dB below the reference level.
- e) Set spectrum analyzer detection mode to peak, and the trace mode to max hold.

### LTE band 2, 1.4MHz (-26dBc)

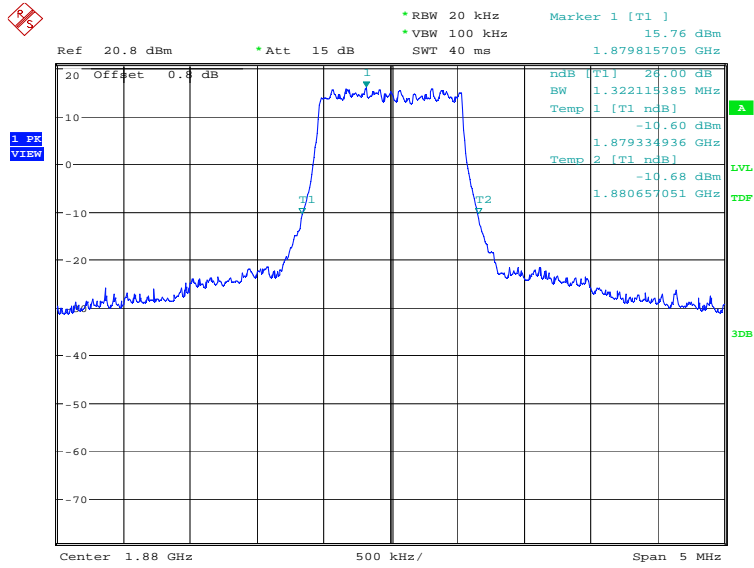
Frequency (MHz)	Occupied Bandwidth (-26dBc) (kHz)		
	QPSK	16QAM	64QAM
1880.0	1282.05	1322.12	1306.09

### LTE band 2, 1.4MHz Bandwidth, QPSK (-26dBc BW)



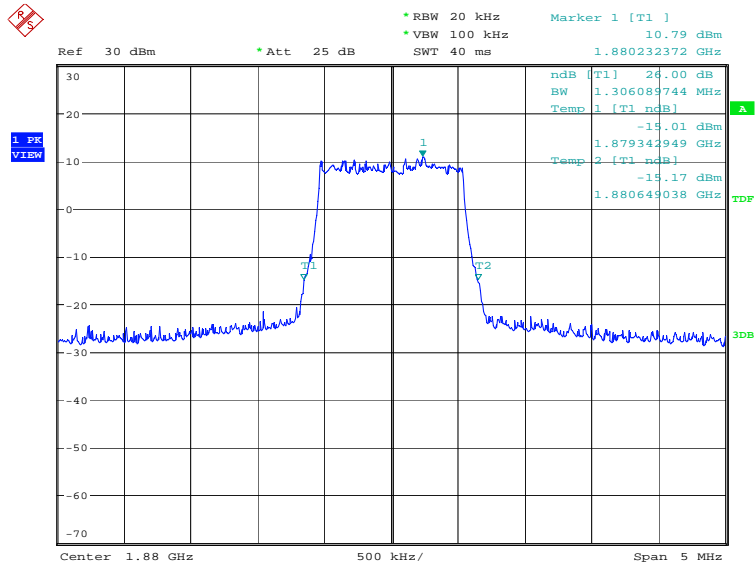
Date: 26.SEP.2019 22:44:08

### LTE band 2, 1.4MHz Bandwidth, 16QAM (-26dBc BW)



Date: 26.SEP.2019 22:45:33

### LTE band 2, 1.4MHz Bandwidth, 64QAM (-26dBc BW)

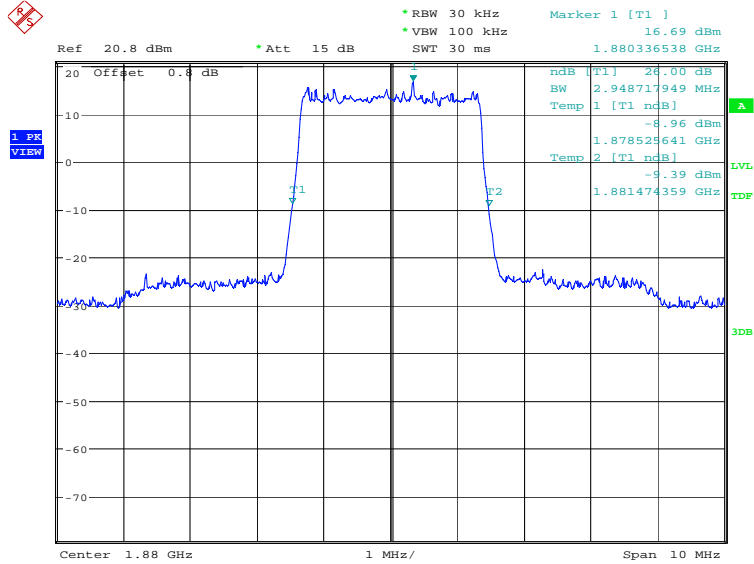


Date: 7.NOV.2019 15:40:13

### LTE band 2, 3MHz (-26dBc)

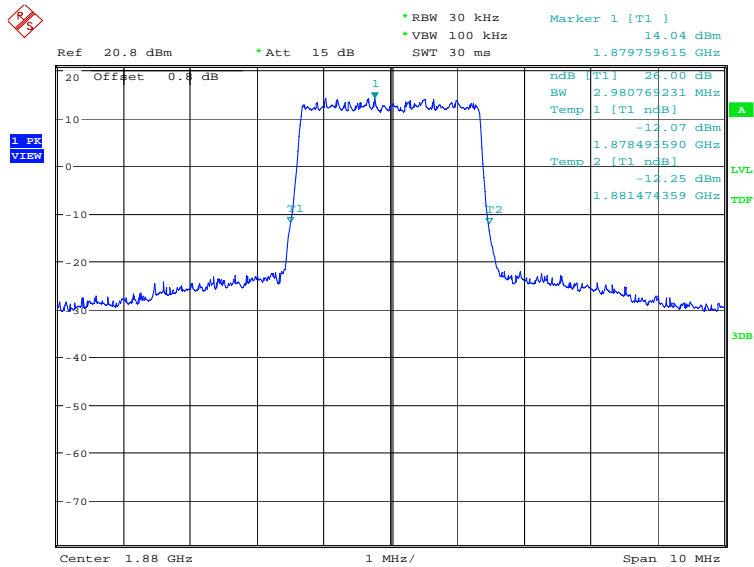
Frequency (MHz)	Occupied Bandwidth (-26dBc) (kHz)		
	QPSK	16QAM	64QAM
1880.0	2948.72	2980.77	2948.72

### LTE band 2, 3MHz Bandwidth, QPSK (-26dBc BW)



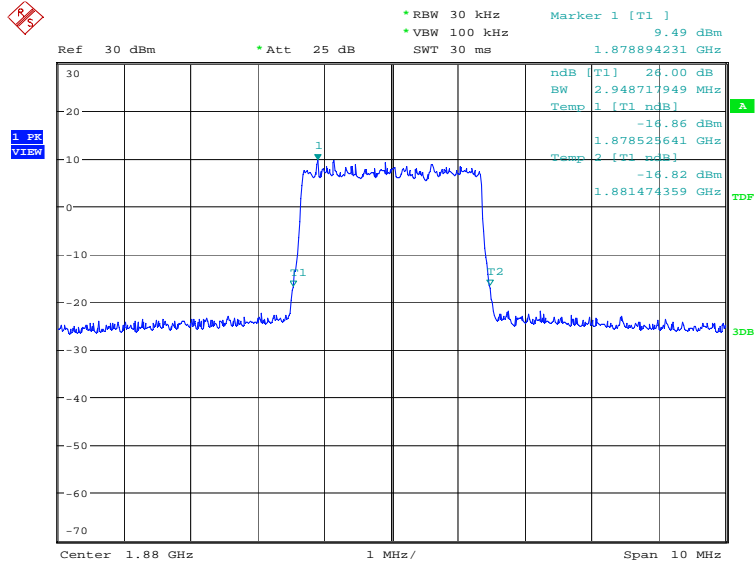
Date: 26.SEP.2019 22:46:59

### LTE band 2, 3MHz Bandwidth, 16QAM (-26dBc BW)



Date: 26.SEP.2019 22:48:24

### LTE band 2, 3MHz Bandwidth, 64QAM (-26dBc BW)

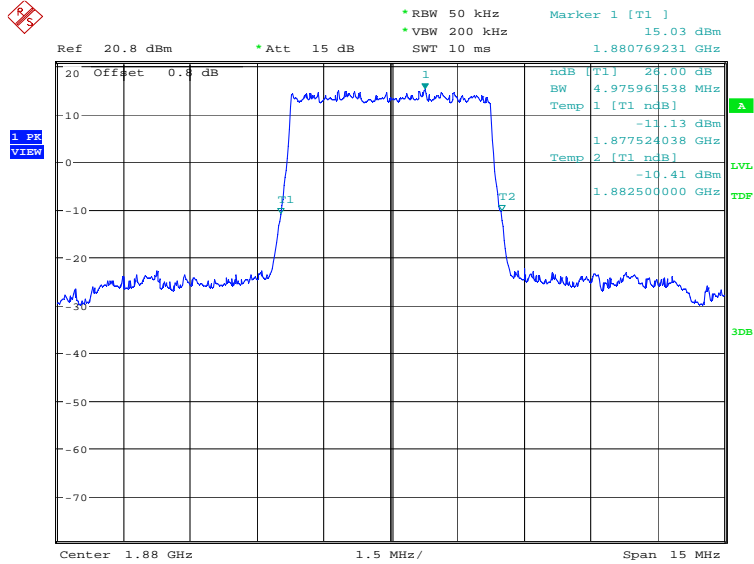


Date: 7.NOV.2019 15:41:09

### LTE band 2, 5MHz (-26dBc)

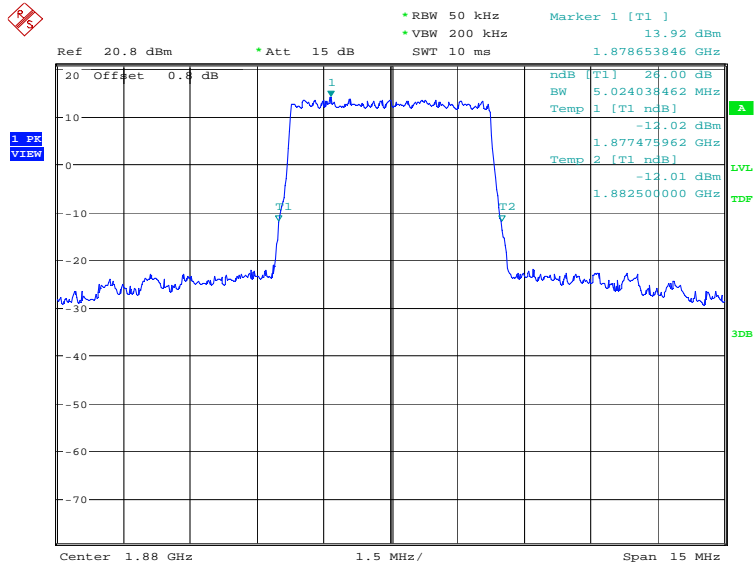
Frequency (MHz)	Occupied Bandwidth (-26dBc) (kHz)		
	QPSK	16QAM	64QAM
1880.0	4975.96	5024.04	4903.85

### LTE band 2, 5MHz Bandwidth, QPSK (-26dBc BW)



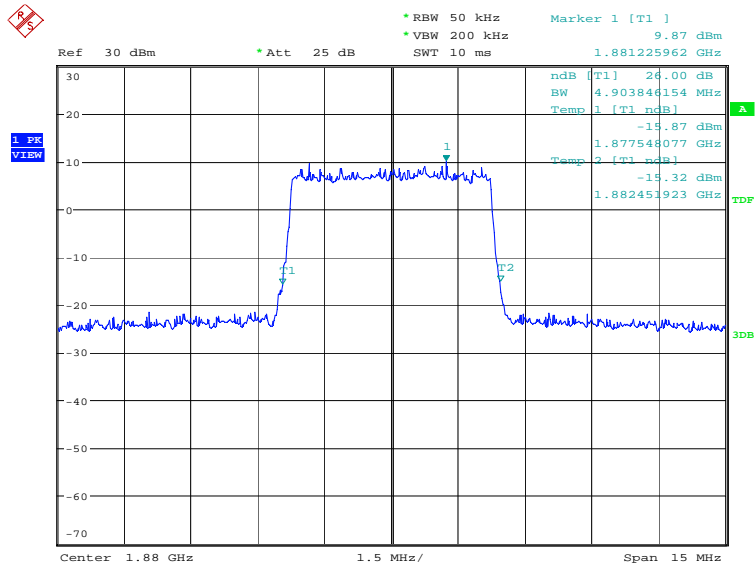
Date: 26.SEP.2019 22:49:50

### LTE band 2, 5MHz Bandwidth, 16QAM (-26dBc BW)



Date: 26.SEP.2019 22:51:15

### LTE band 2, 5MHz Bandwidth,64QAM (-26dBc BW)



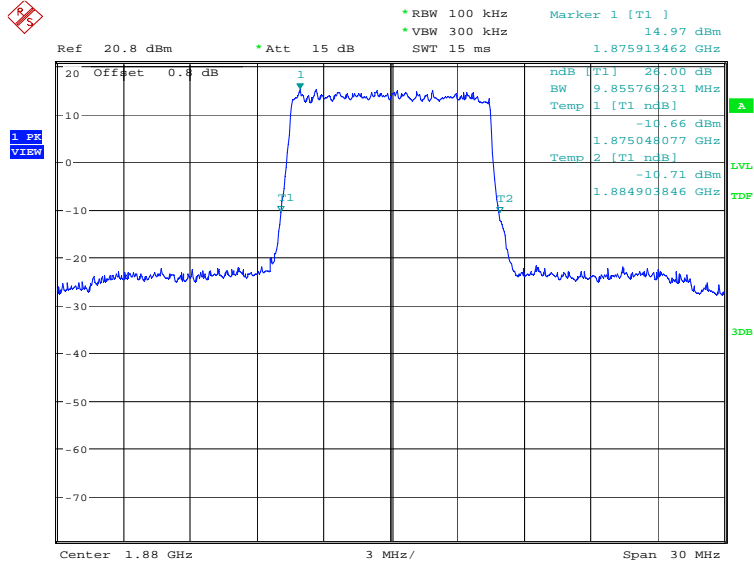
Date: 7.NOV.2019 15:42:11



### LTE band 2, 10MHz (-26dBc)

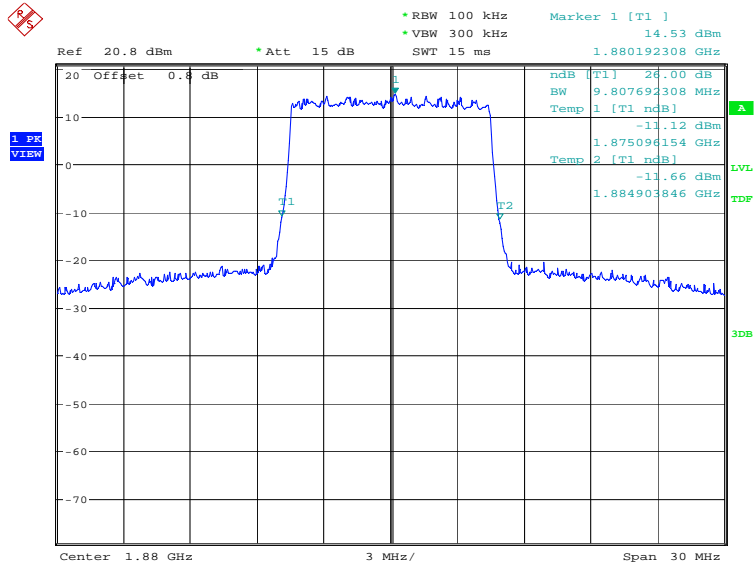
Frequency (MHz)	Occupied Bandwidth (-26dBc) (kHz)		
	QPSK	16QAM	64QAM
1880.0	9855.77	9807.69	9759.62

### LTE band 2, 10MHz Bandwidth, QPSK (-26dBc BW)



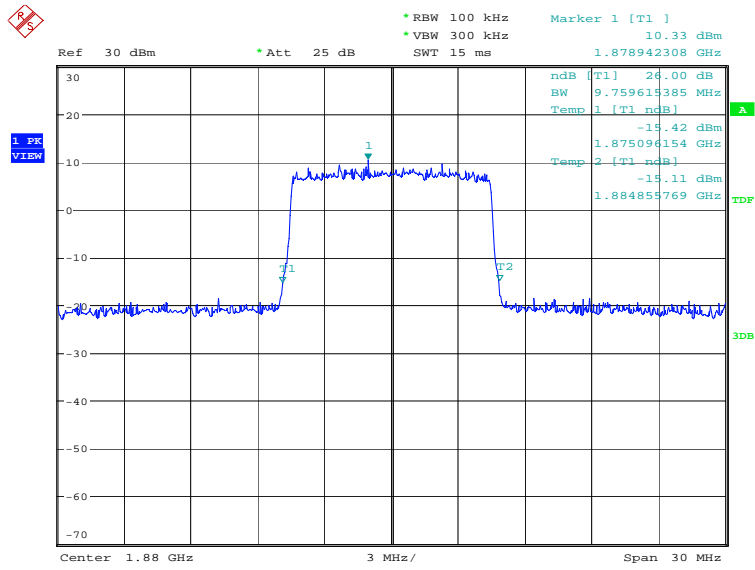
Date: 26.SEP.2019 22:52:41

### LTE band 2, 10MHz Bandwidth, 16QAM (-26dBc BW)



Date: 26.SEP.2019 22:54:05

### LTE band 2, 10MHz Bandwidth, 64QAM (-26dBc BW)

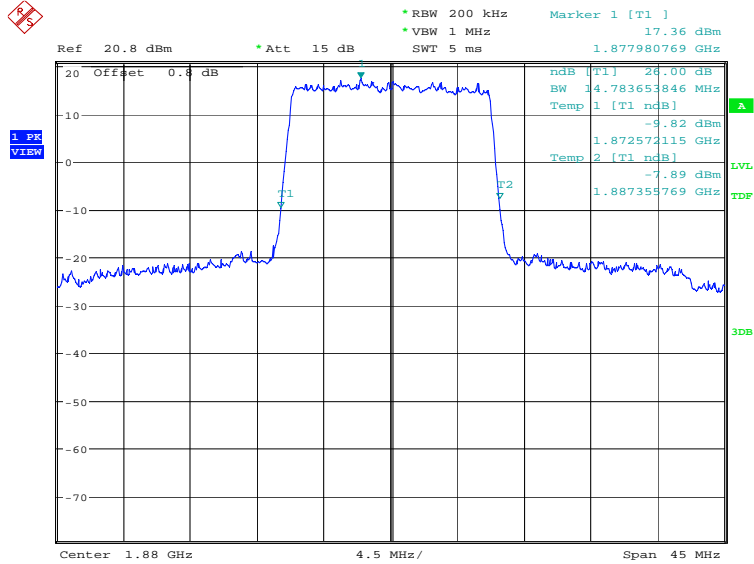


Date: 7.NOV.2019 15:43:14

### LTE band 2, 15MHz (-26dBc)

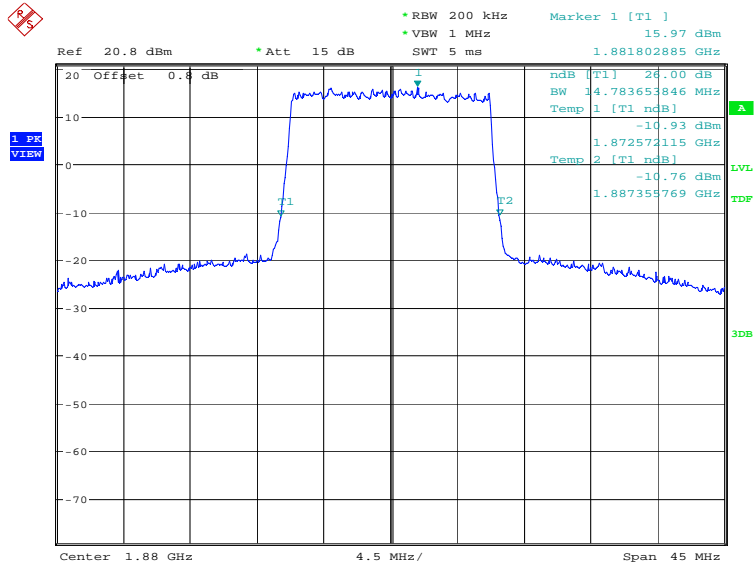
Frequency (MHz)	Occupied Bandwidth (-26dBc) (kHz)		
	QPSK	16QAM	64QAM
1880.0	14783.65	14783.65	14711.54

### LTE band 2, 15MHz Bandwidth, QPSK (-26dBc BW)



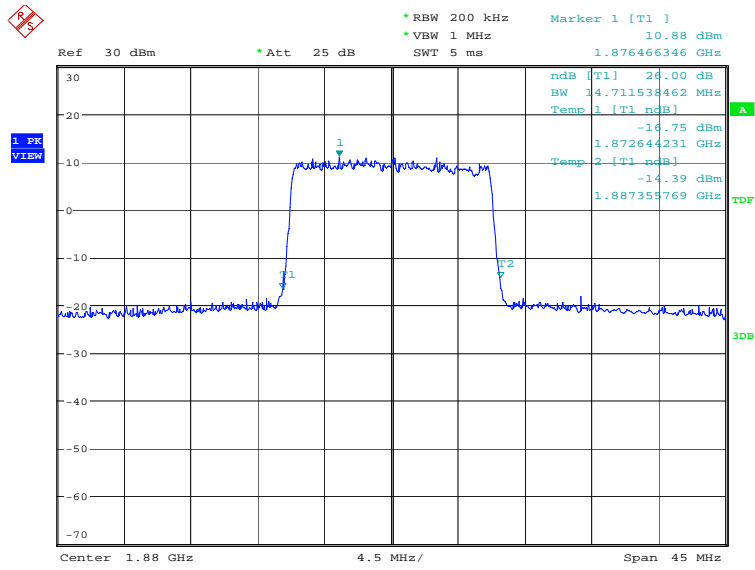
Date: 26.SEP.2019 22:55:31

### LTE band 2, 15MHz Bandwidth, 16QAM (-26dBc BW)



Date: 26.SEP.2019 22:56:56

### LTE band 2, 15MHz Bandwidth, 64QAM (-26dBc BW)

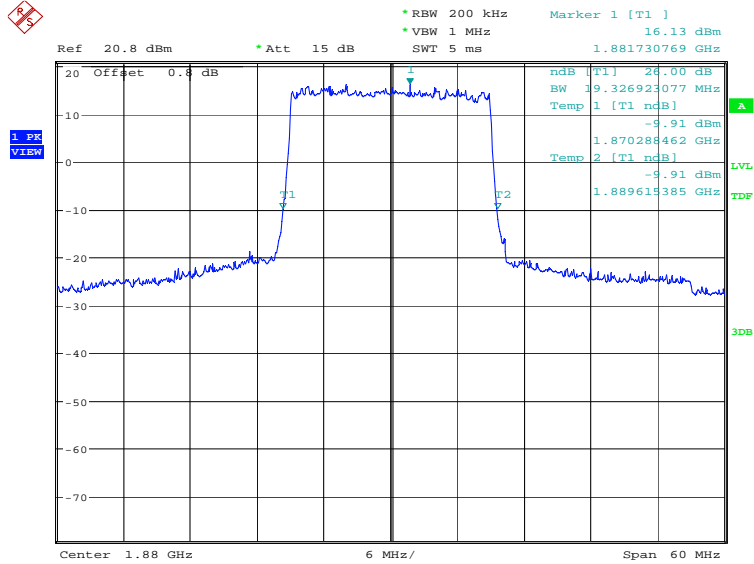


Date: 7.NOV.2019 15:44:20

### LTE band 2, 20MHz (-26dBc)

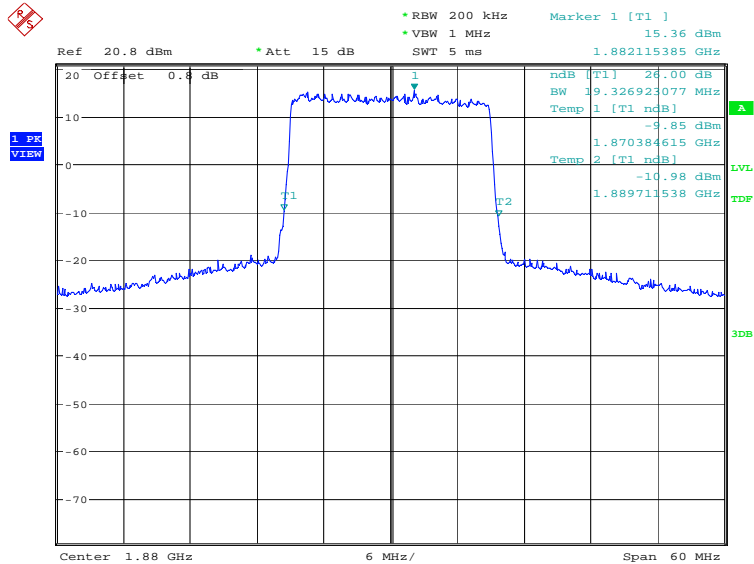
Frequency (MHz)	Occupied Bandwidth (-26dBc) (kHz)		
	QPSK	16QAM	64QAM
1880.0	19326.92	19326.92	19230.77

### LTE band 2, 20MHz Bandwidth, QPSK (-26dBc BW)



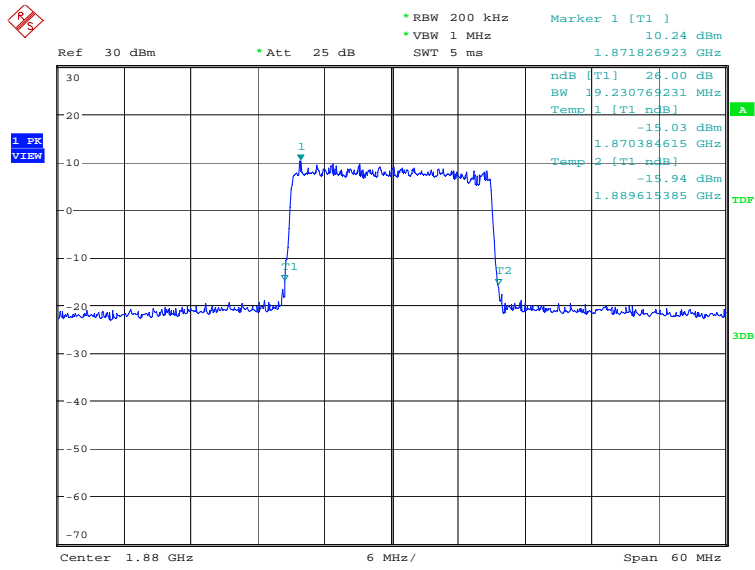
Date: 26.SEP.2019 22:58:23

### LTE band 2, 20MHz Bandwidth, 16QAM (-26dBc BW)



Date: 26.SEP.2019 22:59:47

### LTE band 2, 20MHz Bandwidth, 64QAM (-26dBc BW)

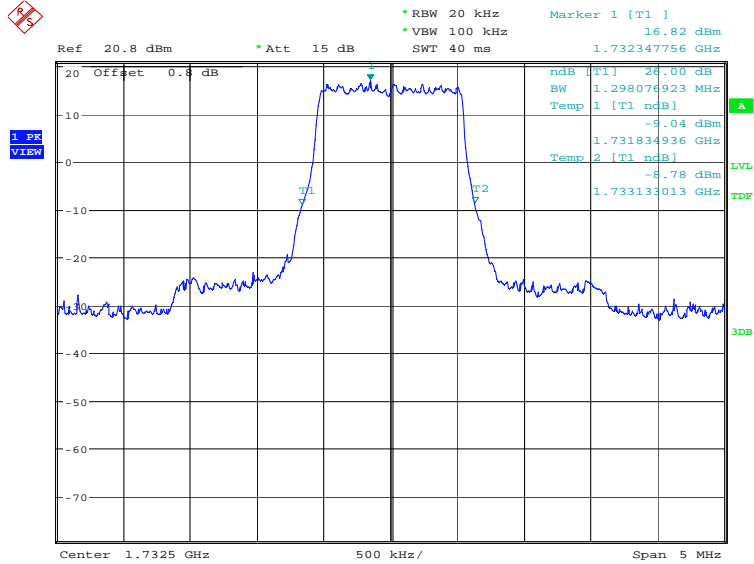


Date: 7.NOV.2019 15:49:44

### LTE band 4, 1.4MHz (-26dBc)

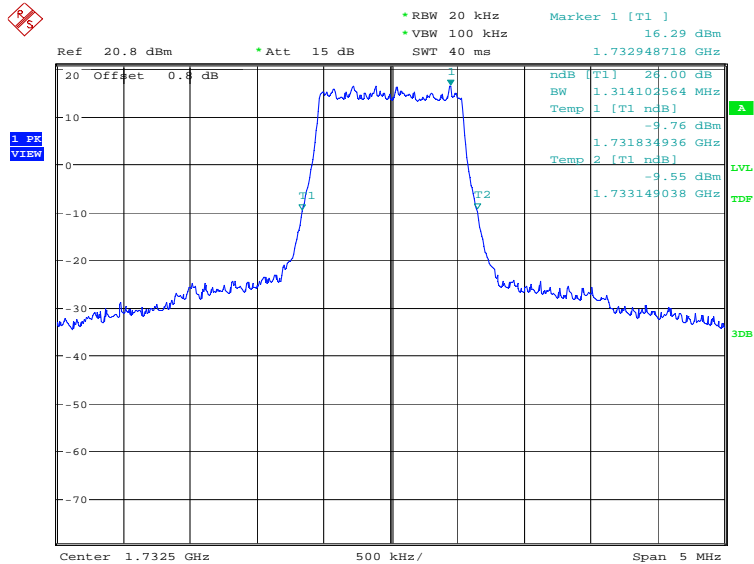
Frequency (MHz)	Occupied Bandwidth (-26dBc) (kHz)		
	QPSK	16QAM	64QAM
1732.5	1298.08	1314.10	1298.08

### LTE band 4, 1.4MHz Bandwidth, QPSK (-26dBc BW)



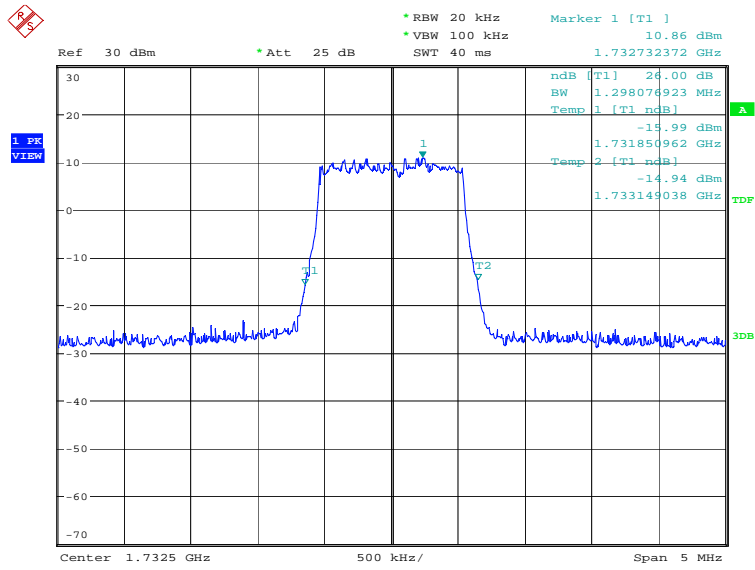
Date: 26.SEP.2019 23:01:18

### LTE band 4, 1.4MHz Bandwidth, 16QAM (-26dBc BW)



Date: 26.SEP.2019 23:02:42

### LTE band 4, 1.4MHz Bandwidth, 64QAM (-26dBc BW)



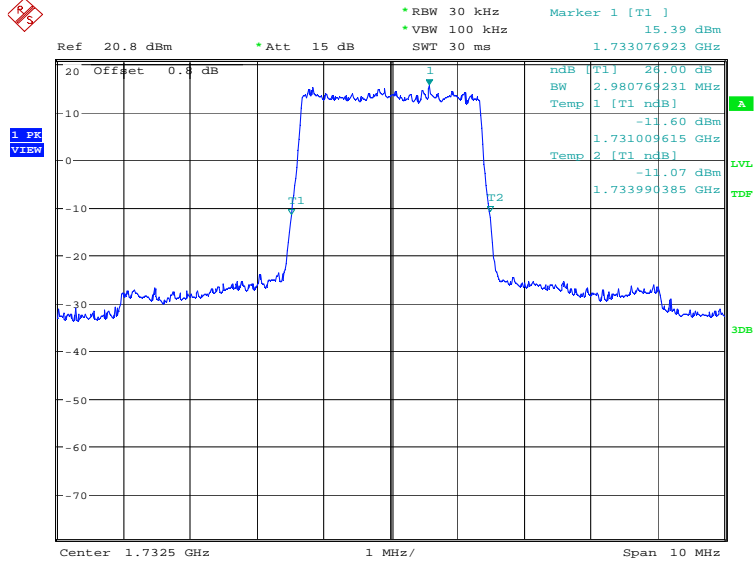
Date: 7.NOV.2019 15:55:29



### LTE band 4, 3MHz (-26dBc)

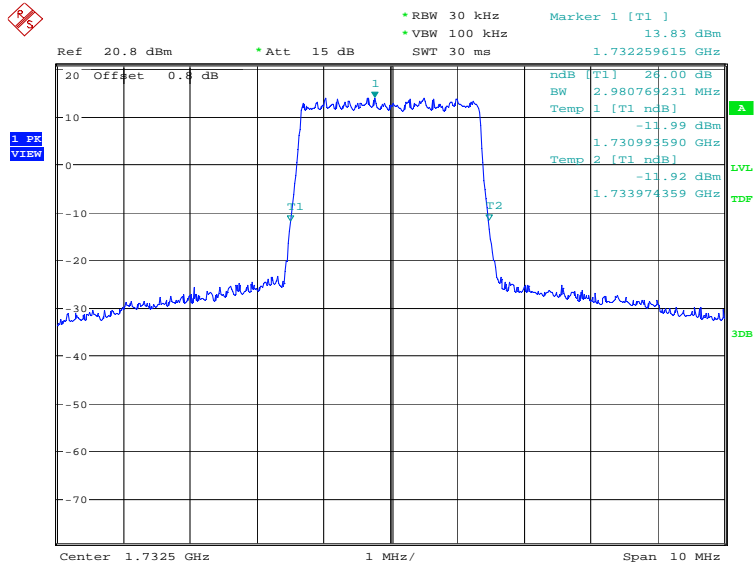
Frequency (MHz)	Occupied Bandwidth (-26dBc) (kHz)		
	QPSK	16QAM	64QAM
1732.5	2980.77	2980.77	2932.69

### LTE band 4, 3MHz Bandwidth, QPSK (-26dBc BW)



Date: 26.SEP.2019 23:04:08

### LTE band 4, 3MHz Bandwidth, 16QAM (-26dBc BW)



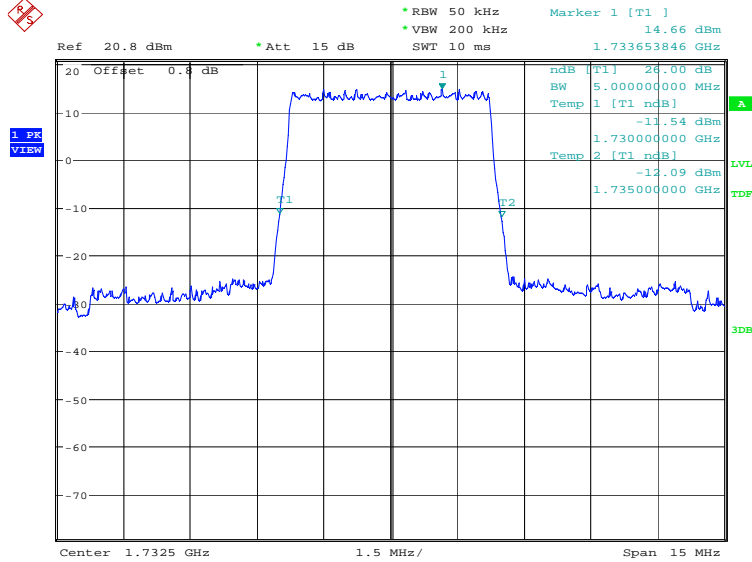
Date: 26.SEP.2019 23:05:33



### LTE band 4, 5MHz (-26dBc)

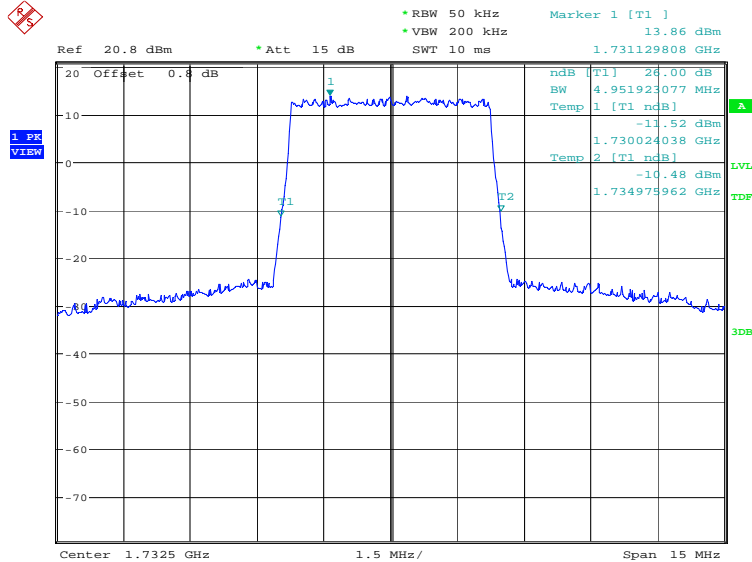
Frequency (MHz)	Occupied Bandwidth (-26dBc) (kHz)		
	QPSK	16QAM	64QAM
1732.5	5000.00	4951.92	4951.92

### LTE band 4, 5MHz Bandwidth, QPSK (-26dBc BW)



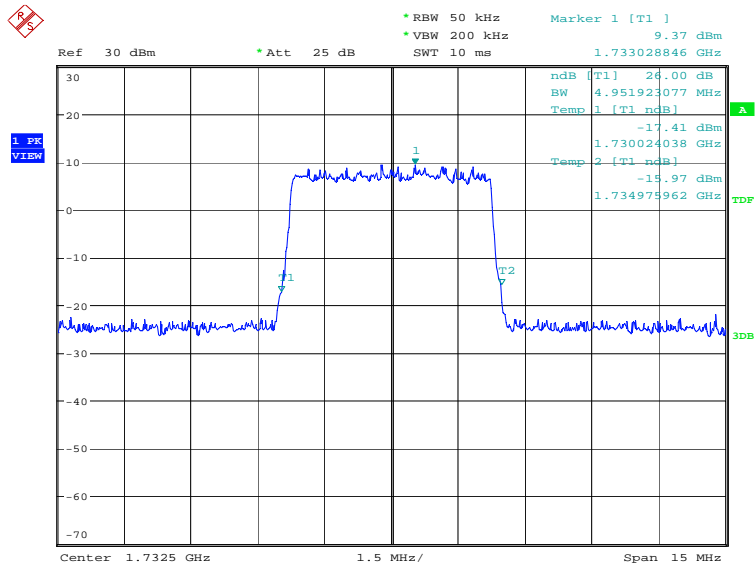
Date: 26.SEP.2019 23:06:58

### LTE band 4, 5MHz Bandwidth, 16QAM (-26dBc BW)



Date: 26.SEP.2019 23:08:23

### LTE band 4, 5MHz Bandwidth, 64QAM (-26dBc BW)

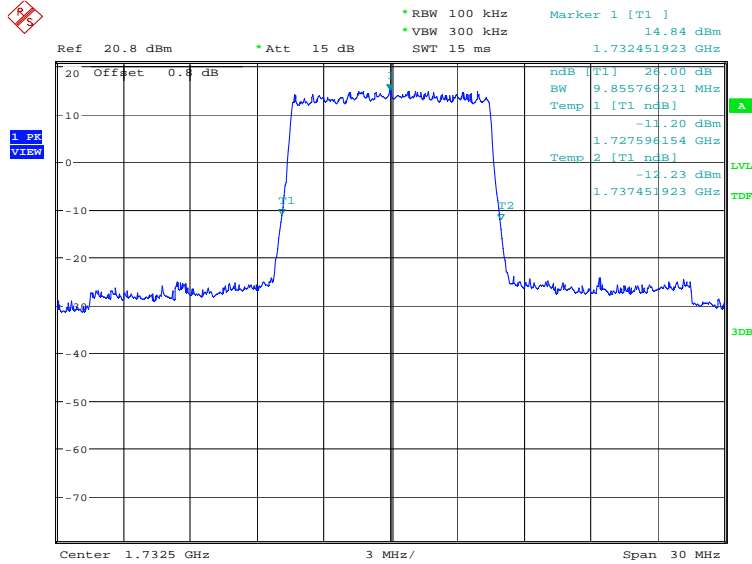


Date: 7.NOV.2019 15:58:07

### LTE band 4, 10MHz (-26dBc)

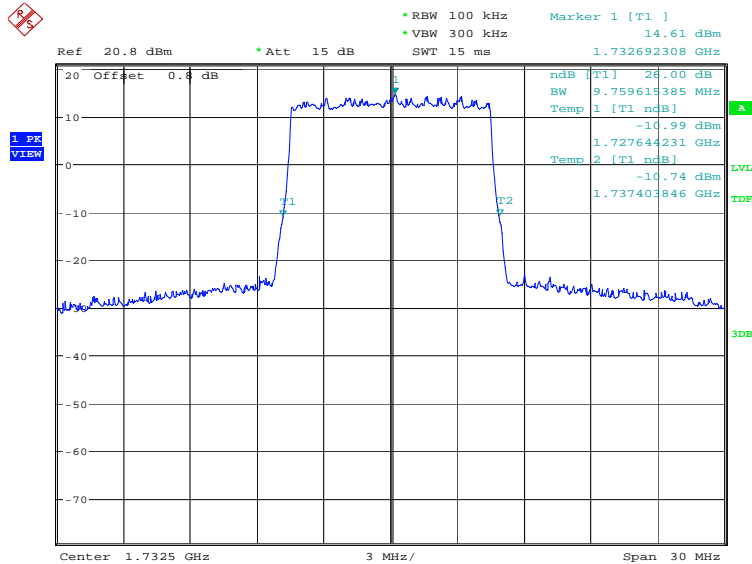
Frequency (MHz)	Occupied Bandwidth (-26dBc) (kHz)		
	QPSK	16QAM	64QAM
1732.5	9855.77	9759.62	9759.62

### LTE band 4, 10MHz Bandwidth, QPSK (-26dBc BW)



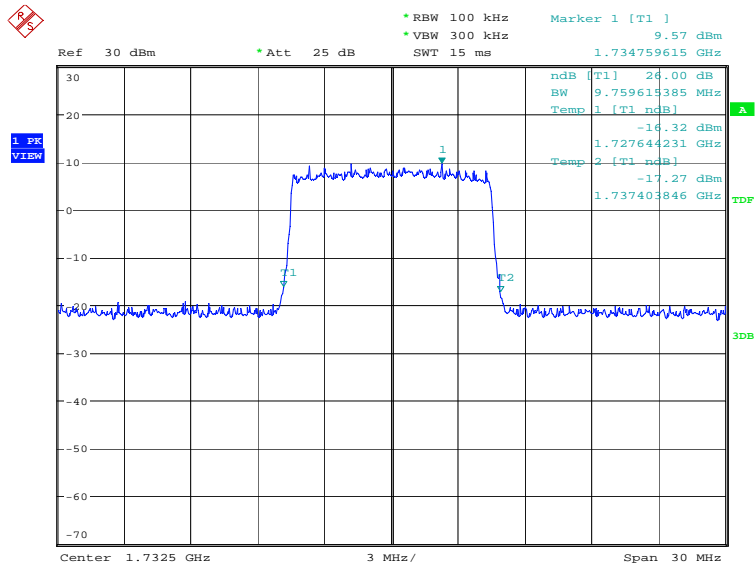
Date: 26.SEP.2019 23:09:48

### LTE band 4, 10MHz Bandwidth, 16QAM (-26dBc BW)



Date: 26.SEP.2019 23:11:12

### LTE band 4, 10MHz Bandwidth, 64QAM (-26dBc BW)

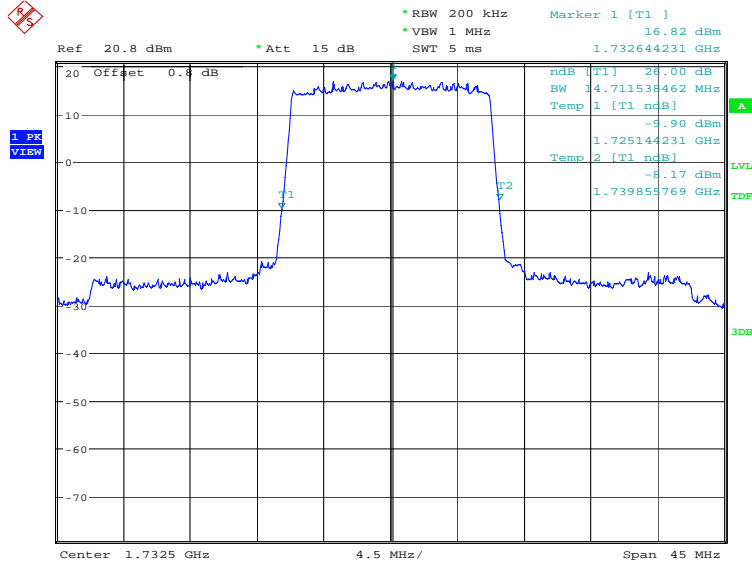


Date: 7.NOV.2019 15:59:13

### LTE band 4, 15MHz (-26dBc)

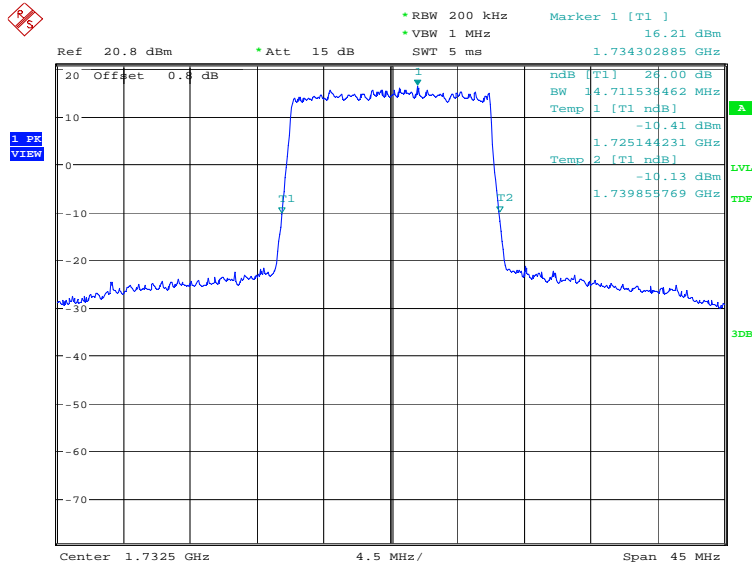
Frequency (MHz)	Occupied Bandwidth (-26dBc) (kHz)		
	QPSK	16QAM	64QAM
1732.5	14711.54	14711.54	14639.42

### LTE band 4, 15MHz Bandwidth, QPSK (-26dBc BW)



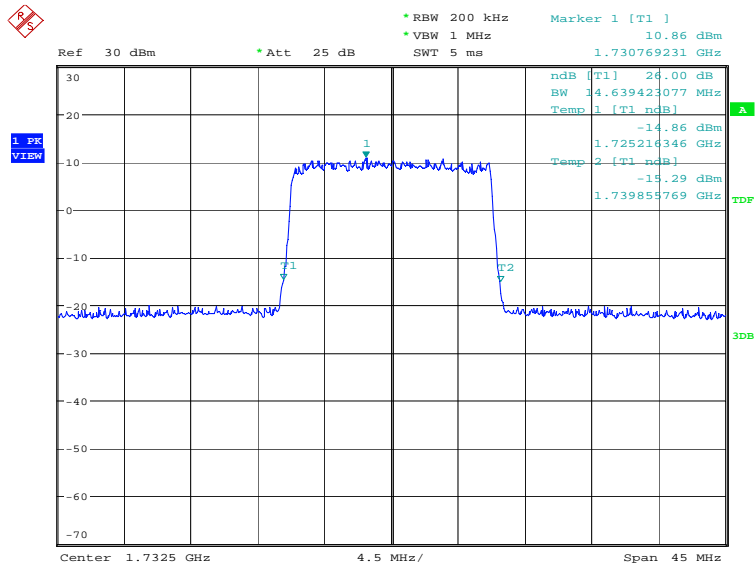
Date: 26.SEP.2019 23:12:38

### LTE band 4, 15MHz Bandwidth, 16QAM (-26dBc BW)



Date: 26.SEP.2019 23:14:02

### LTE band 4, 15MHz Bandwidth, 64QAM (-26dBc BW)



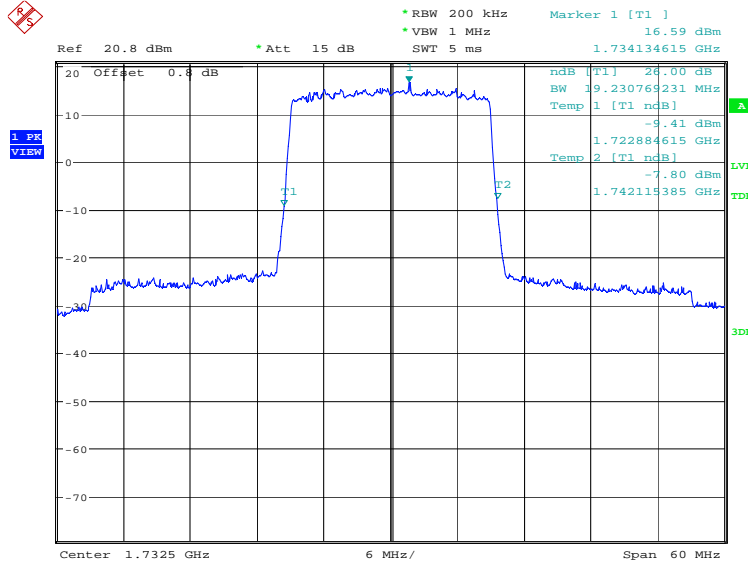
Date: 7.NOV.2019 16:00:15



### LTE band 4, 20MHz (-26dBc)

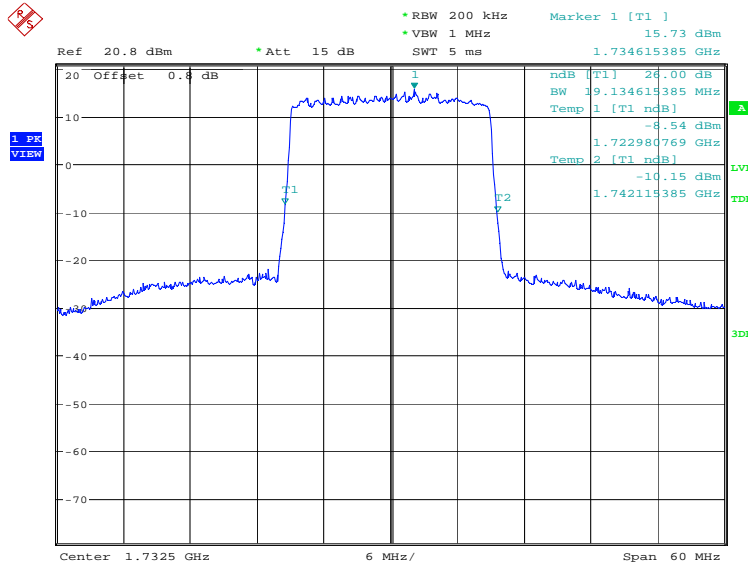
Frequency (MHz)	Occupied Bandwidth (-26dBc) (kHz)		
	QPSK	16QAM	64QAM
1732.5	19230.77	19134.62	19423.08

### LTE band 4, 20MHz Bandwidth, QPSK (-26dBc BW)



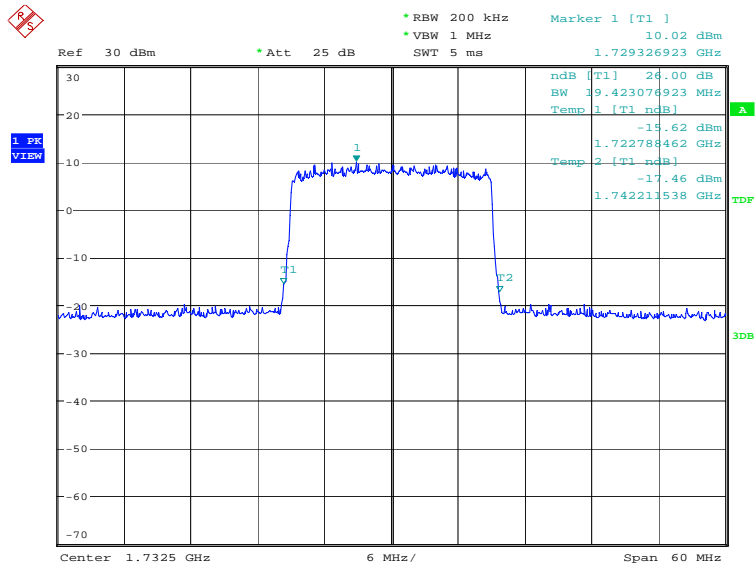
Date: 26.SEP.2019 23:15:28

### LTE band 4, 20MHz Bandwidth, 16QAM (-26dBc BW)



Date: 26.SEP.2019 23:16:53

### LTE band 4, 20MHz Bandwidth, 64QAM (-26dBc BW)

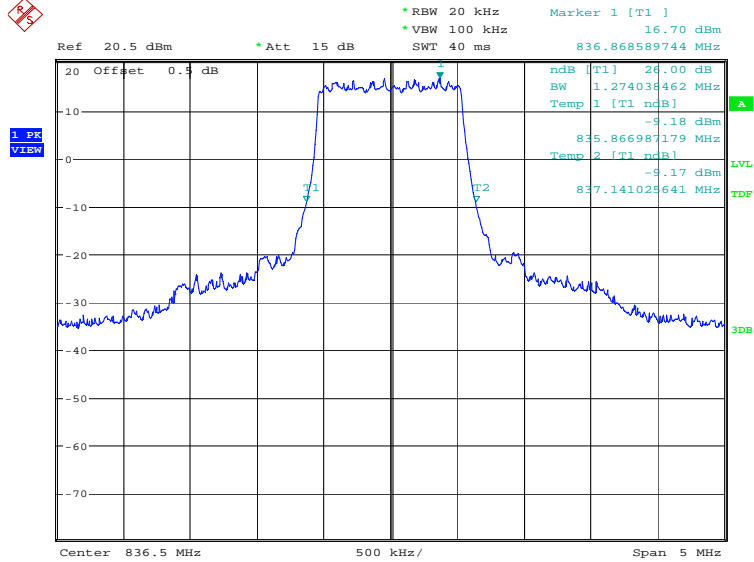


Date: 7.NOV.2019 16:01:25

### LTE band 5, 1.4MHz (-26dBc)

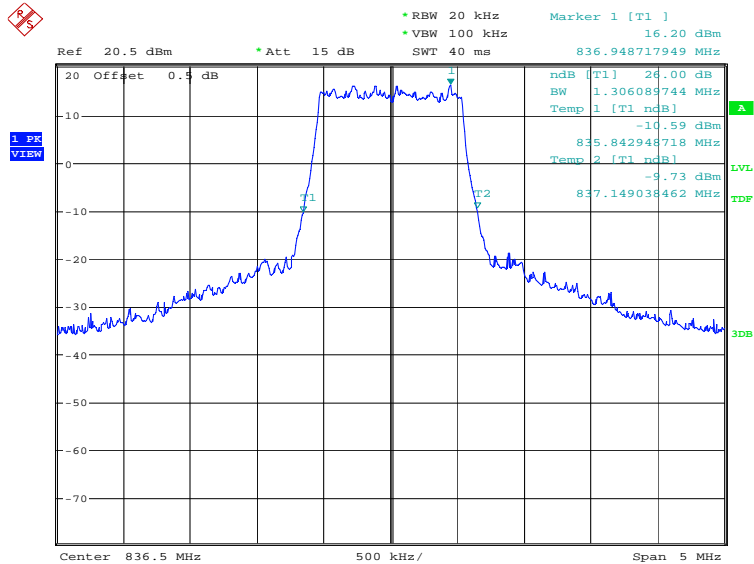
Frequency (MHz)	Occupied Bandwidth (-26dBc) (kHz)		
	QPSK	16QAM	64QAM
836.5	1274.04	1306.09	1274.04

### LTE band 5, 1.4MHz Bandwidth, QPSK (-26dBc BW)



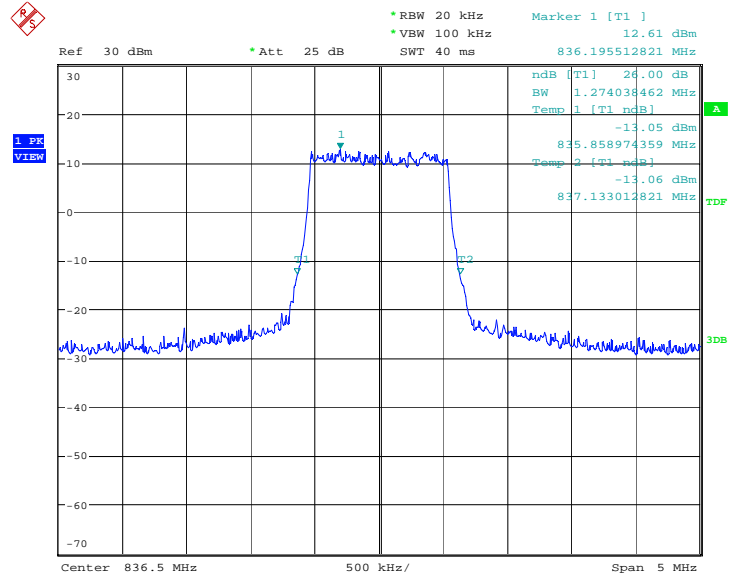
Date: 19.SEP.2019 18:16:46

### LTE band 5, 1.4MHz Bandwidth, 16QAM (-26dBc BW)



Date: 19.SEP.2019 18:18:11

### LTE band 5, 1.4MHz Bandwidth, 64QAM (-26dBc BW)

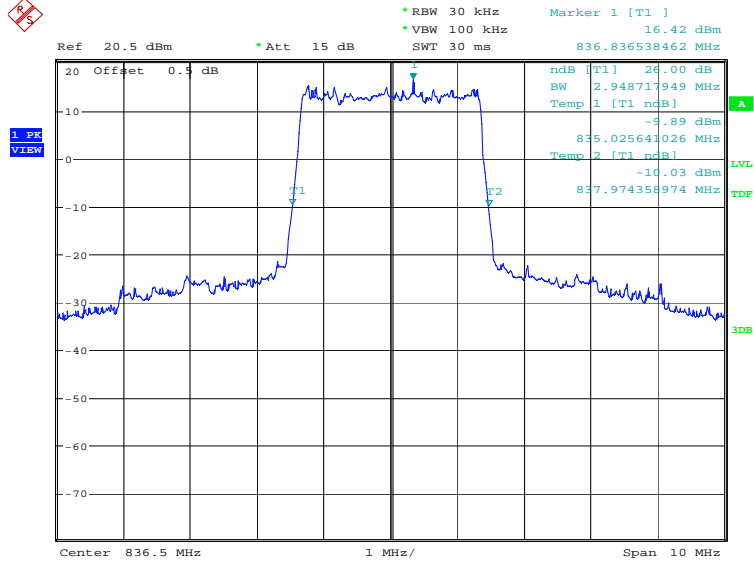


Date: 20.SEP.2019 15:36:06

### LTE band 5, 3MHz (-26dBc)

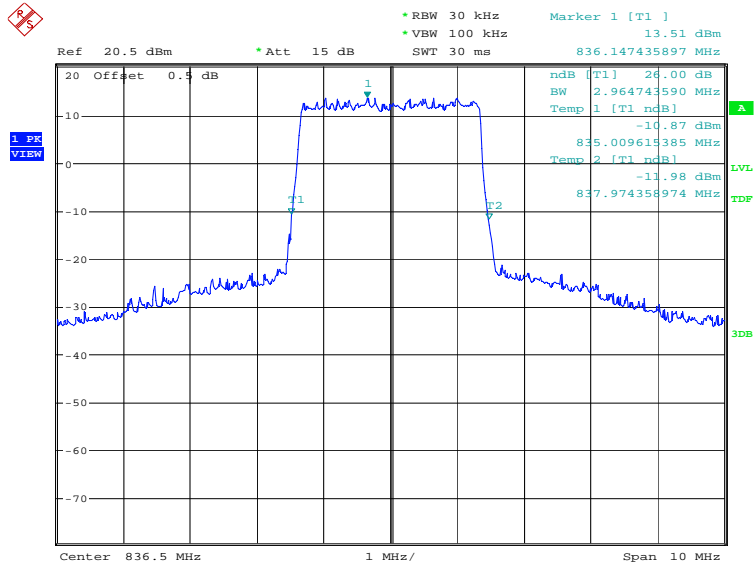
Frequency (MHz)	Occupied Bandwidth (-26dBc) (kHz)		
	QPSK	16QAM	64QAM
836.5	2948.72	2964.74	2948.72

### LTE band 5, 3MHz Bandwidth, QPSK (-26dBc BW)



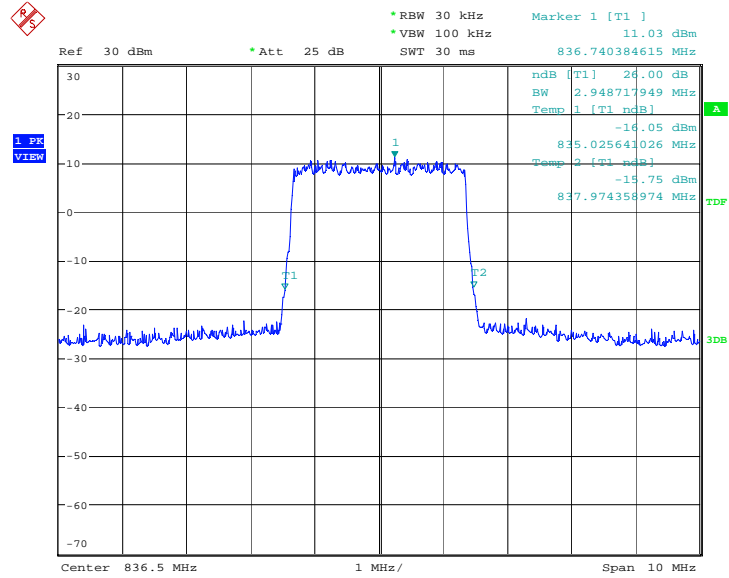
Date: 19.SEP.2019 18:19:37

### LTE band 5, 3MHz Bandwidth, 16QAM (-26dBc BW)



Date: 19.SEP.2019 18:21:01

### LTE band 5, 3MHz Bandwidth, 64QAM (-26dBc BW)

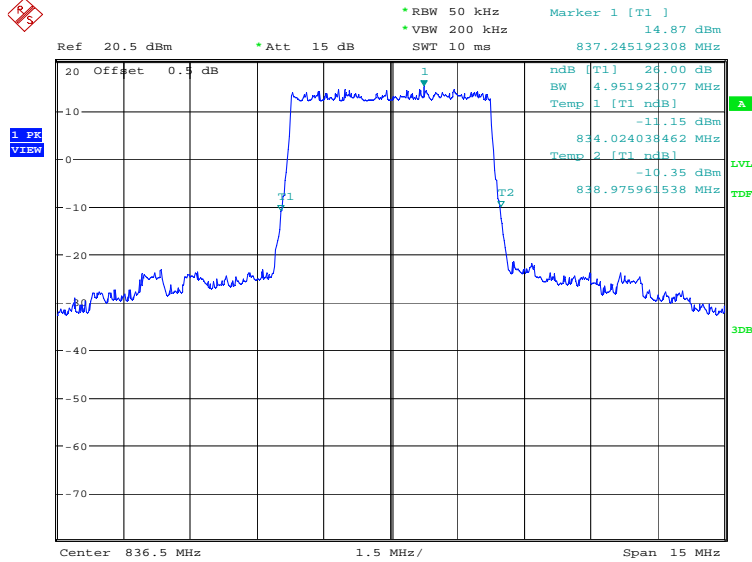


Date: 20.SEP.2019 15:37:33

### LTE band 5, 5MHz (-26dBc)

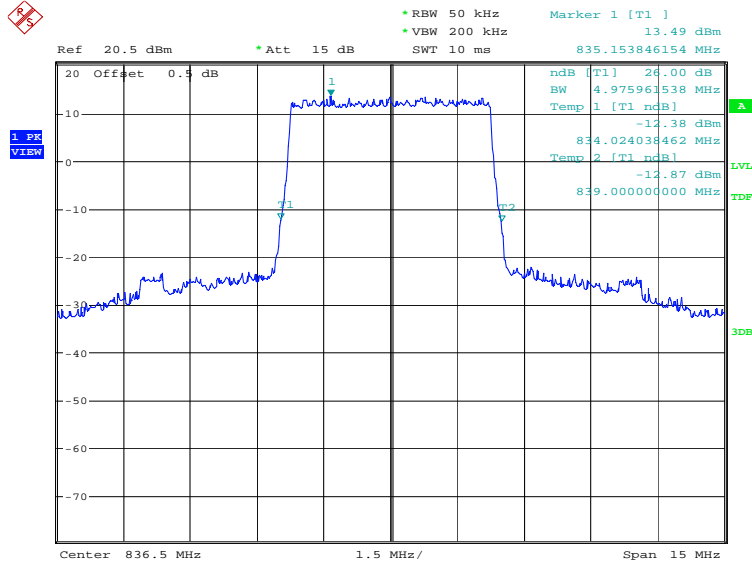
Frequency (MHz)	Occupied Bandwidth (-26dBc) (kHz)		
	QPSK	16QAM	64QAM
836.5	4951.92	4975.96	4927.88

### LTE band 5, 5MHz Bandwidth, QPSK (-26dBc BW)



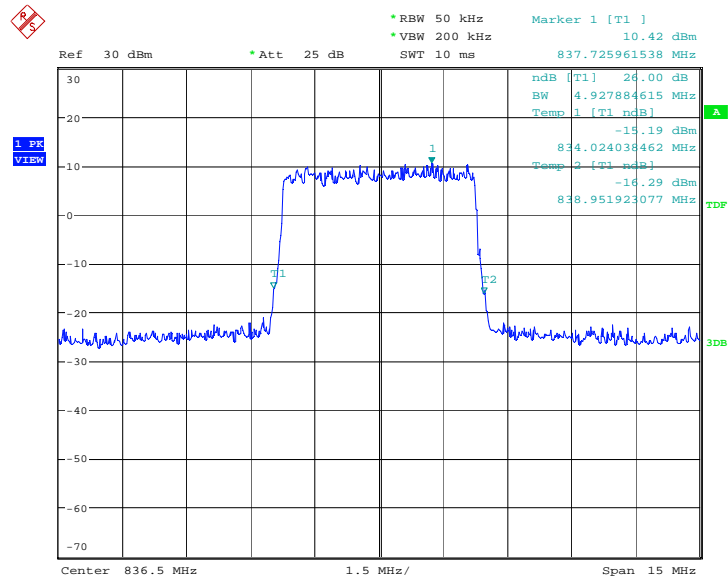
Date: 19.SEP.2019 18:22:27

### LTE band 5, 5MHz Bandwidth, 16QAM (-26dBc BW)



Date: 19.SEP.2019 18:23:52

**LTE band 5, 5MHz Bandwidth,64QAM (-26dBc BW)**



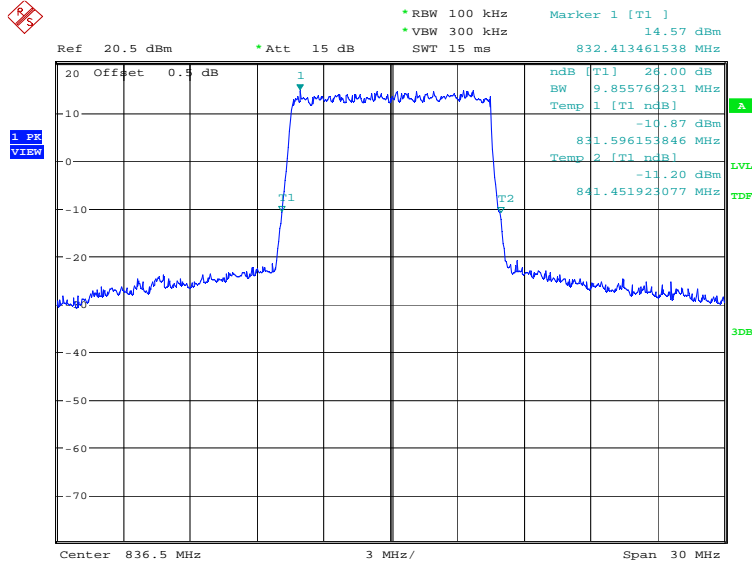
Date: 20.SEP.2019 15:39:47



### LTE band 5, 10MHz (-26dBc)

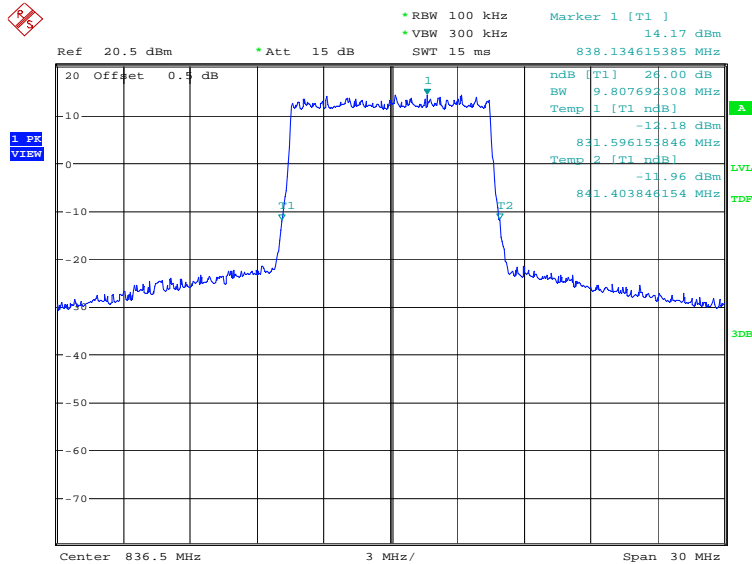
Frequency (MHz)	Occupied Bandwidth (-26dBc) (kHz)		
	QPSK	16QAM	64QAM
836.5	9855.77	9807.69	9711.54

### LTE band 5, 10MHz Bandwidth, QPSK (-26dBc BW)



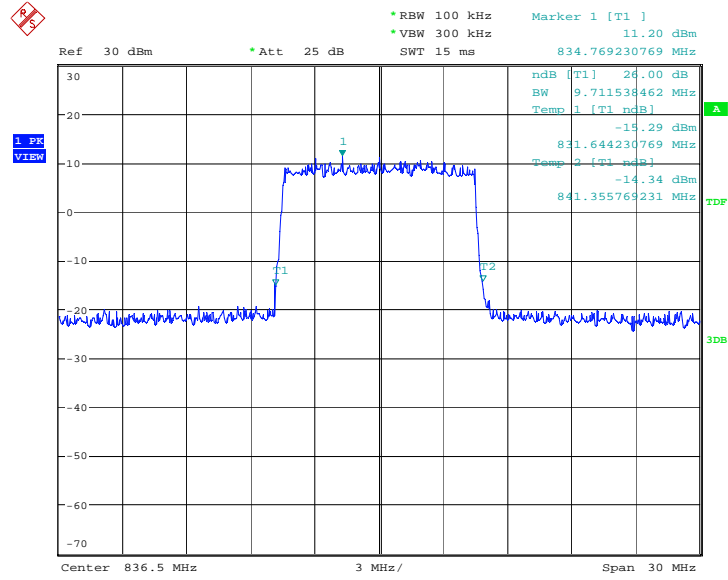
Date: 19.SEP.2019 18:25:18

### LTE band 5, 10MHz Bandwidth, 16QAM (-26dBc BW)



Date: 19.SEP.2019 18:26:43

### LTE band 5, 10MHz Bandwidth, 64QAM (-26dBc BW)

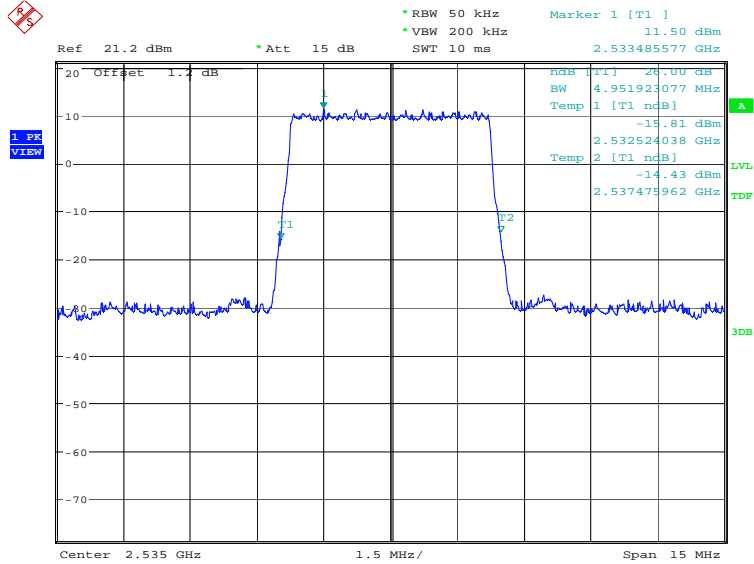


Date: 20.SEP.2019 15:41:35

### LTE band 7, 5MHz (-26dBc)

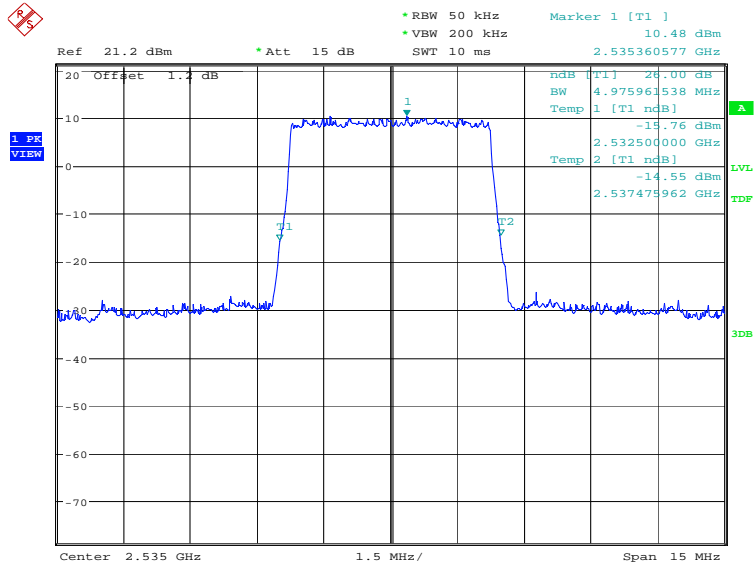
Frequency (MHz)	Occupied Bandwidth (-26dBc) (kHz)		
	QPSK	16QAM	64QAM
2535.0	4951.92	4975.96	4903.85

### LTE band 7, 5MHz Bandwidth, QPSK (-26dBc BW)



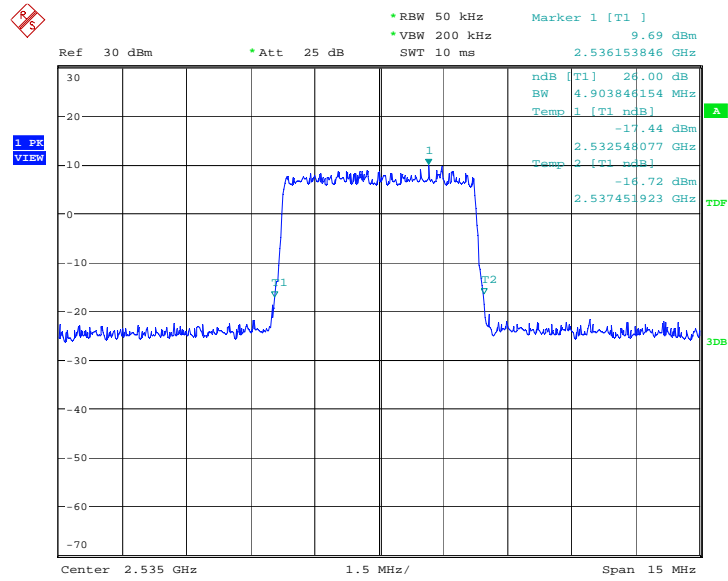
Date: 19.SEP.2019 18:28:10

### LTE band 7, 5MHz Bandwidth, 16QAM (-26dBc BW)



Date: 19.SEP.2019 18:29:35

### LTE band 7, 5MHz Bandwidth,64QAM (-26dBc BW)

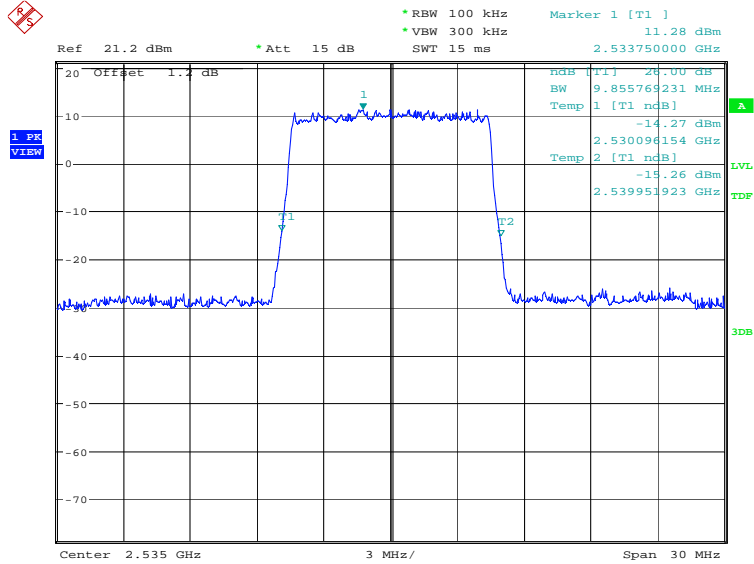


Date: 20.SEP.2019 15:45:46

### LTE band 7, 10MHz (-26dBc)

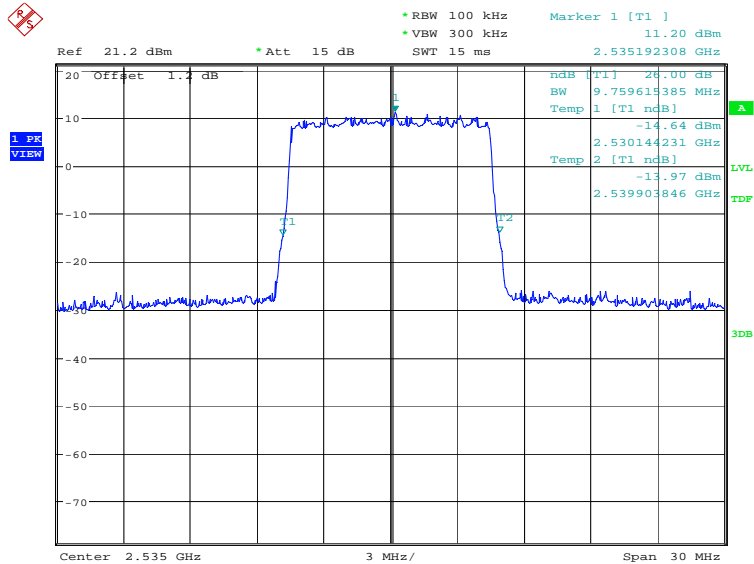
Frequency (MHz)	Occupied Bandwidth (-26dBc) (kHz)		
	QPSK	16QAM	64QAM
2535.0	9855.77	9759.62	9663.46

### LTE band 7, 10MHz Bandwidth, QPSK (-26dBc BW)



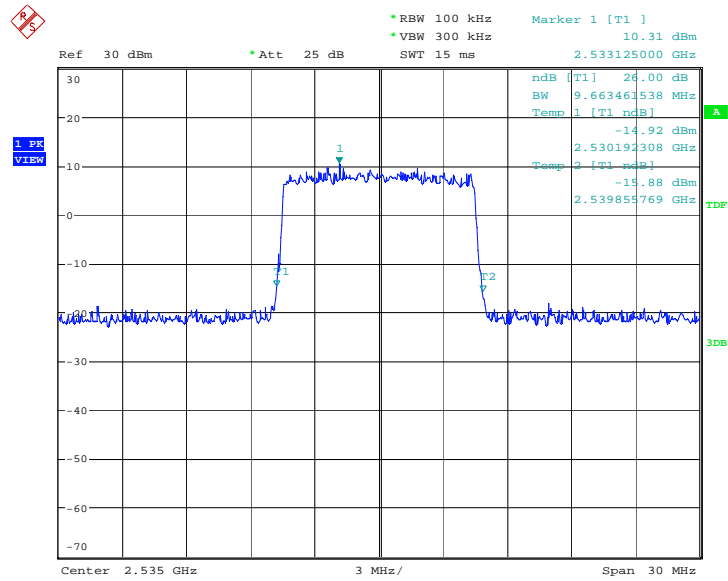
Date: 19.SEP.2019 18:31:01

### LTE band 7, 10MHz Bandwidth, 16QAM (-26dBc BW)



Date: 19.SEP.2019 18:32:25

### LTE band 7, 10MHz Bandwidth, 64QAM (-26dBc BW)

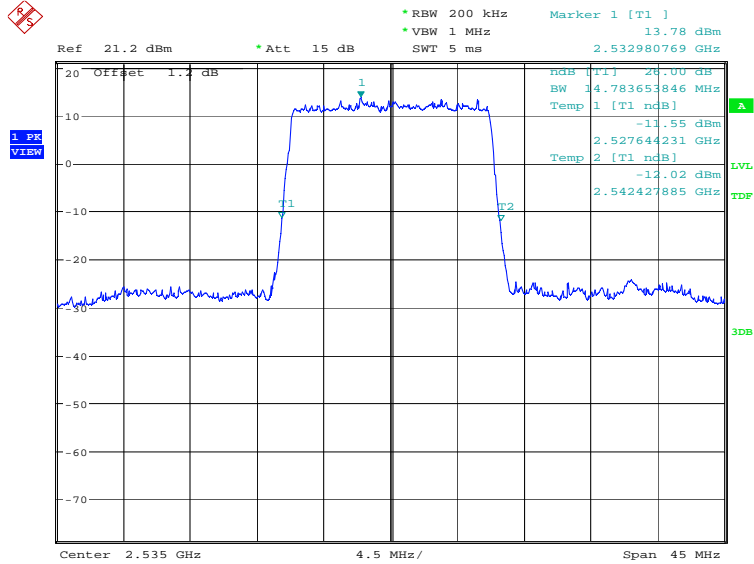


Date: 20.SEP.2019 15:47:07

### LTE band 7, 15MHz (-26dBc)

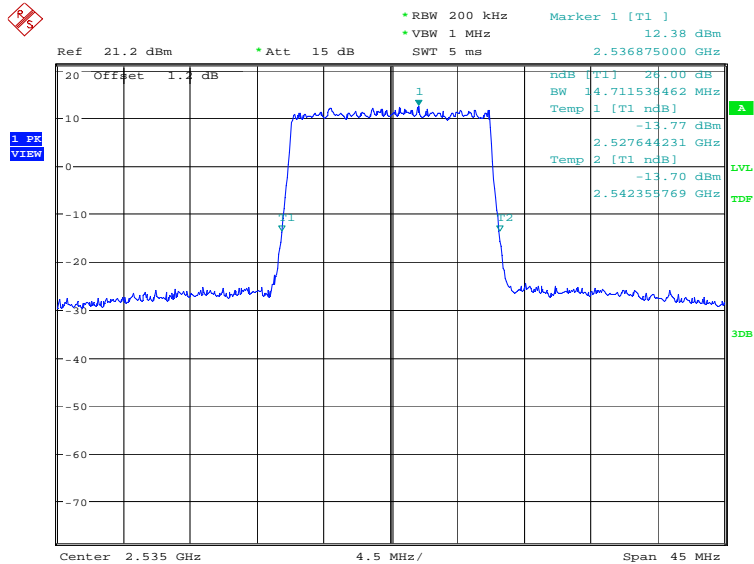
Frequency (MHz)	Occupied Bandwidth (-26dBc) (kHz)		
	QPSK	16QAM	64QAM
2535.0	14783.65	14711.54	14711.54

### LTE band 7, 15MHz Bandwidth, QPSK (-26dBc BW)



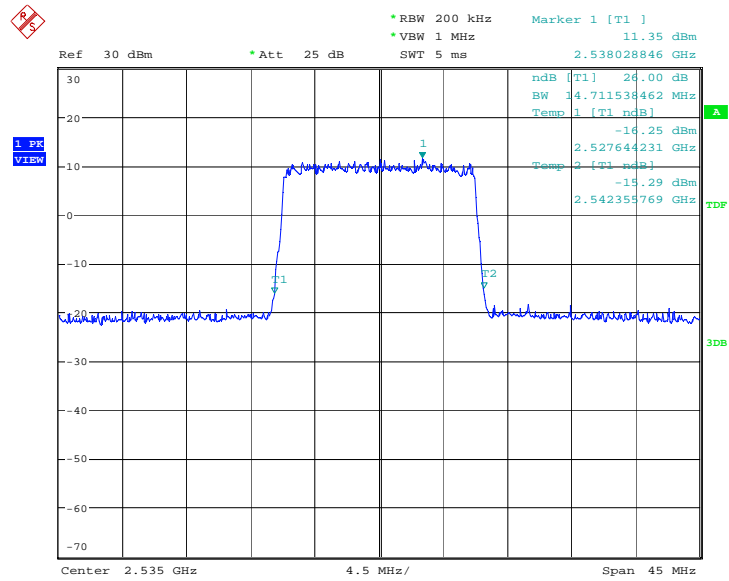
Date: 19.SEP.2019 18:33:52

### LTE band 7, 15MHz Bandwidth, 16QAM (-26dBc BW)



Date: 19.SEP.2019 18:35:16

### LTE band 7, 15MHz Bandwidth, 64QAM (-26dBc BW)



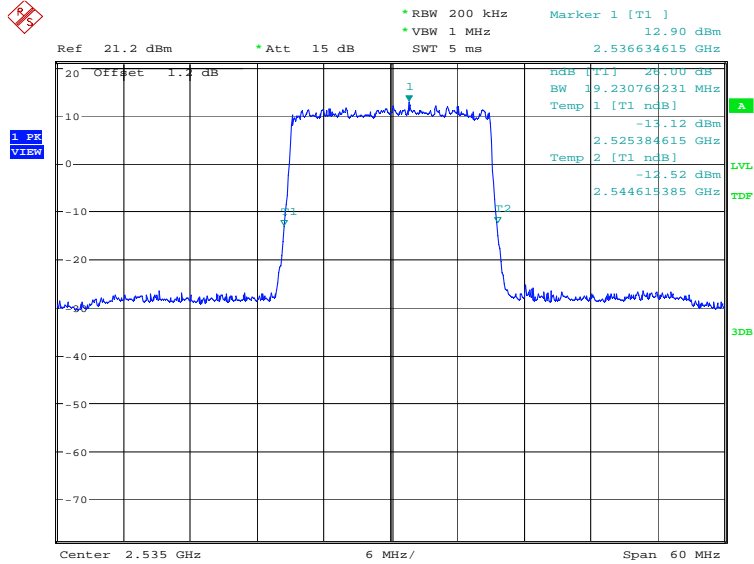
Date: 20.SEP.2019 15:49:02



### LTE band 7, 20MHz (-26dBc)

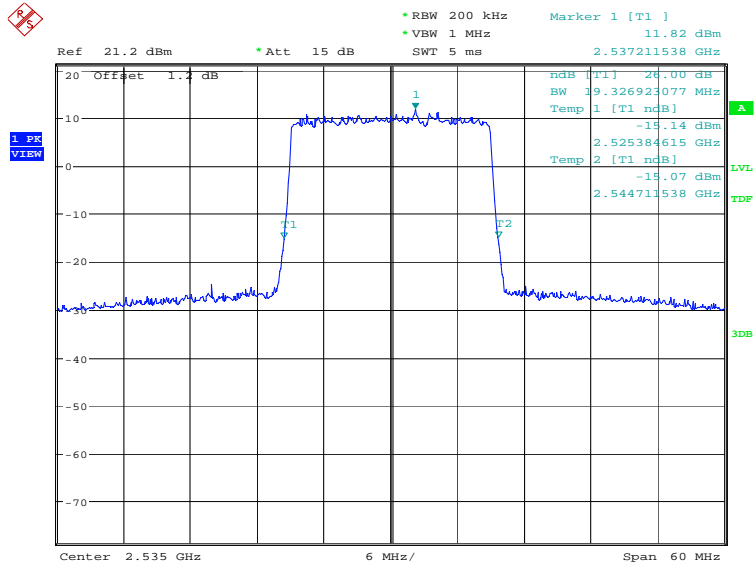
Frequency (MHz)	Occupied Bandwidth (-26dBc) (kHz)		
	QPSK	16QAM	64QAM
2535.0	19230.77	19326.92	19326.92

### LTE band 7, 20MHz Bandwidth, QPSK (-26dBc BW)



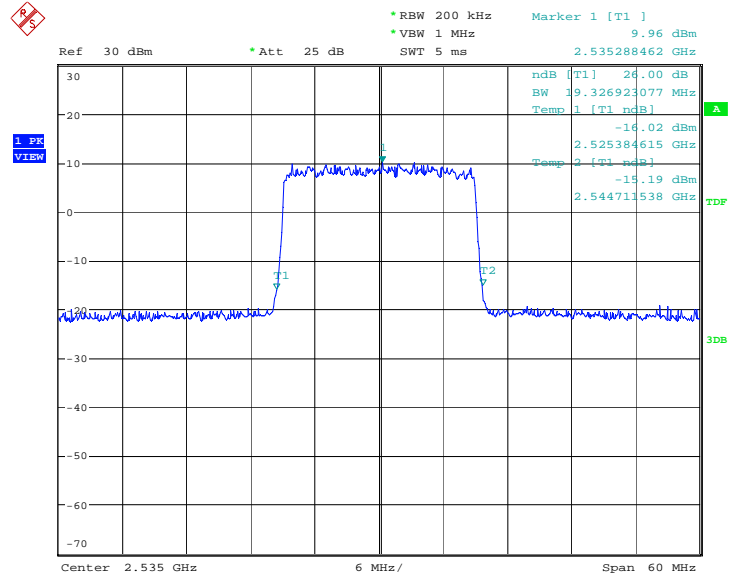
Date: 19.SEP.2019 18:36:42

### LTE band 7, 20MHz Bandwidth, 16QAM (-26dBc BW)



Date: 19.SEP.2019 18:38:07

### LTE band 7, 20MHz Bandwidth, 64QAM (-26dBc BW)

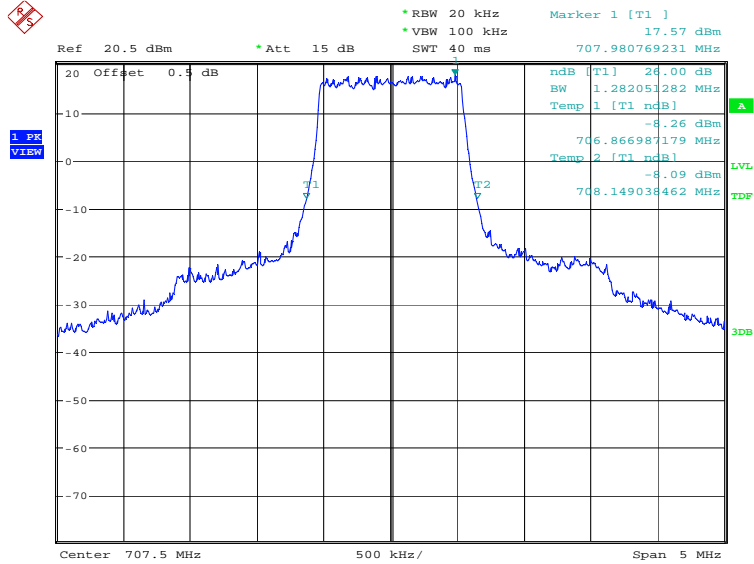


Date: 20.SEP.2019 15:50:14

### LTE band 12, 1.4MHz (-26dBc)

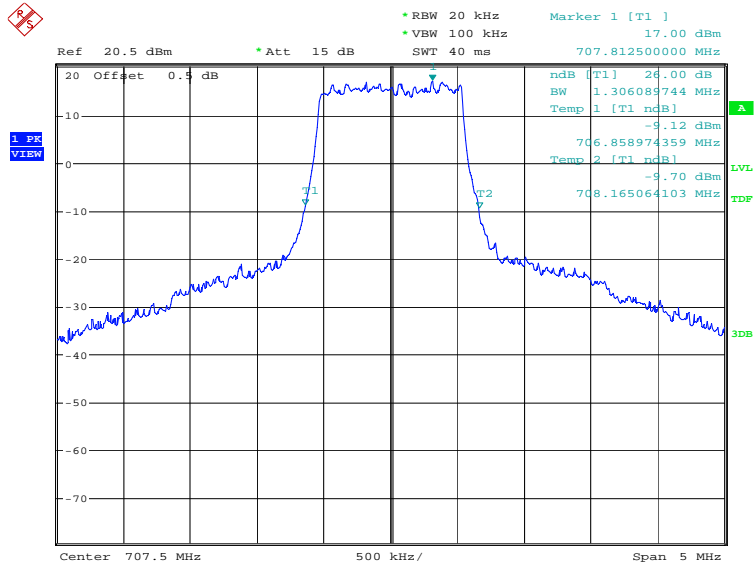
Frequency (MHz)	Occupied Bandwidth (-26dBc) (kHz)		
	QPSK	16QAM	64QAM
707.5	1282.05	1306.09	1282.05

### LTE band 12, 1.4MHz Bandwidth, QPSK (-26dBc BW)



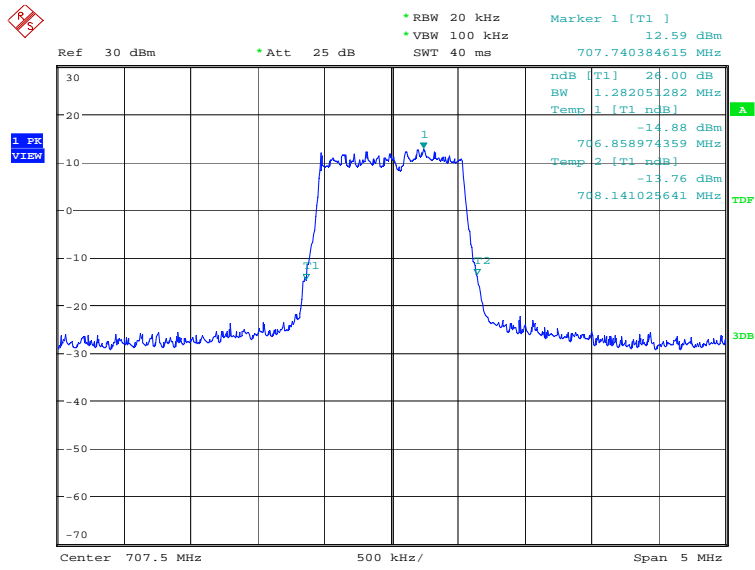
Date: 26.SEP.2019 23:19:57

### LTE band 12, 1.4MHz Bandwidth, 16QAM (-26dBc BW)



Date: 26.SEP.2019 23:21:22

### LTE band 12, 1.4MHz Bandwidth, 64QAM (-26dBc BW)

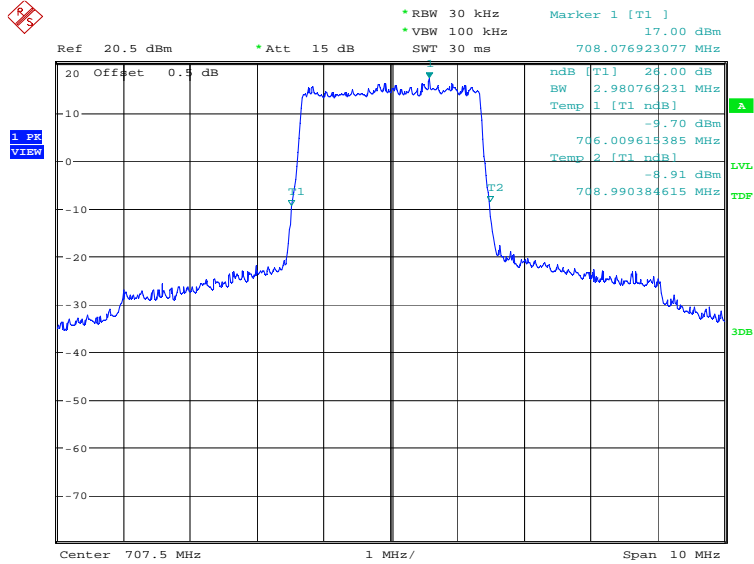


Date: 7.NOV.2019 16:07:16

### LTE band 12, 3MHz (-26dBc)

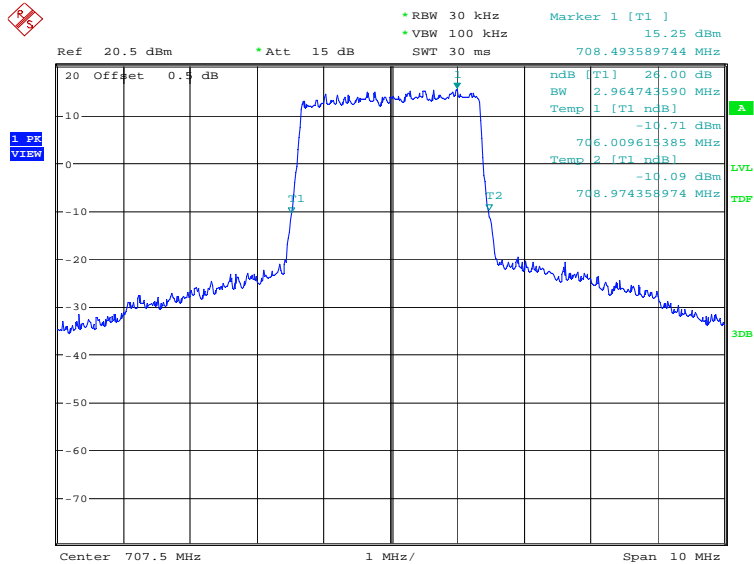
Frequency (MHz)	Occupied Bandwidth (-26dBc) (kHz)		
	QPSK	16QAM	64QAM
707.5	2980.77	2964.74	2932.69

### LTE band 12, 3MHz Bandwidth, QPSK (-26dBc BW)



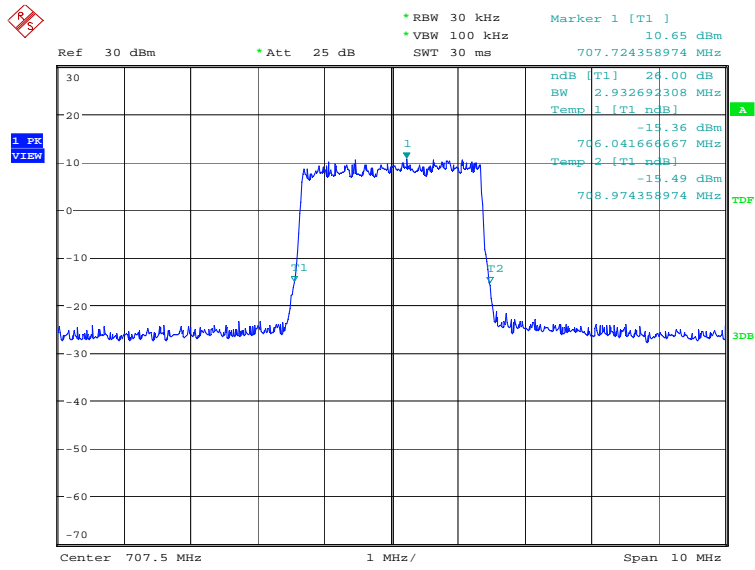
Date: 26.SEP.2019 23:22:48

### LTE band 12, 3MHz Bandwidth, 16QAM (-26dBc BW)



Date: 26.SEP.2019 23:24:12

### LTE band 12, 3MHz Bandwidth, 64QAM (-26dBc BW)

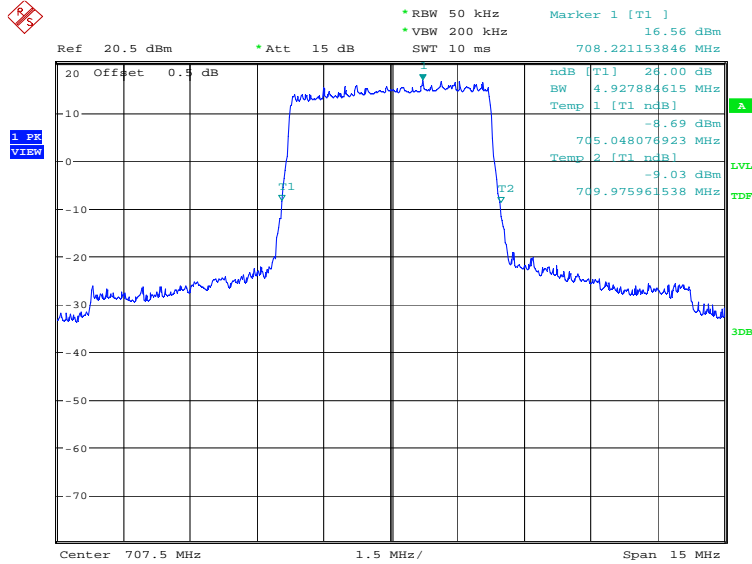


Date: 7.NOV.2019 16:11:20

### LTE band 12, 5MHz (-26dBc)

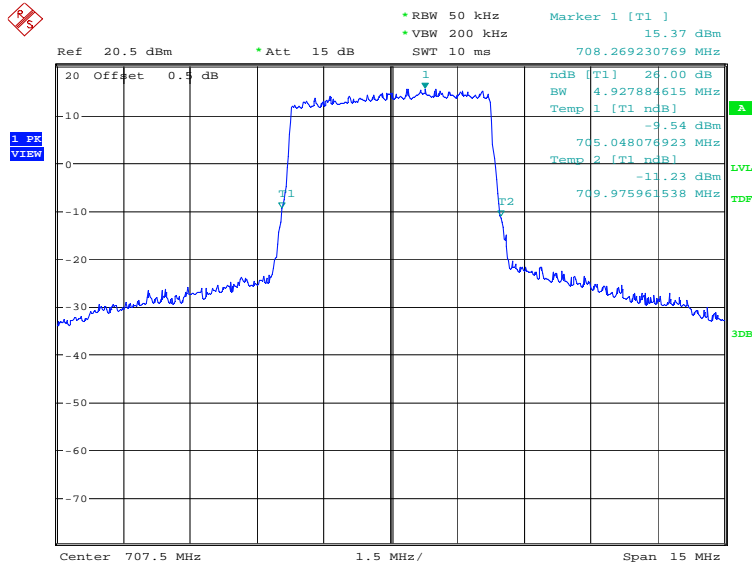
Frequency (MHz)	Occupied Bandwidth (-26dBc) (kHz)		
	QPSK	16QAM	64QAM
707.5	4927.88	4927.88	4903.85

### LTE band 12, 5MHz Bandwidth, QPSK (-26dBc BW)



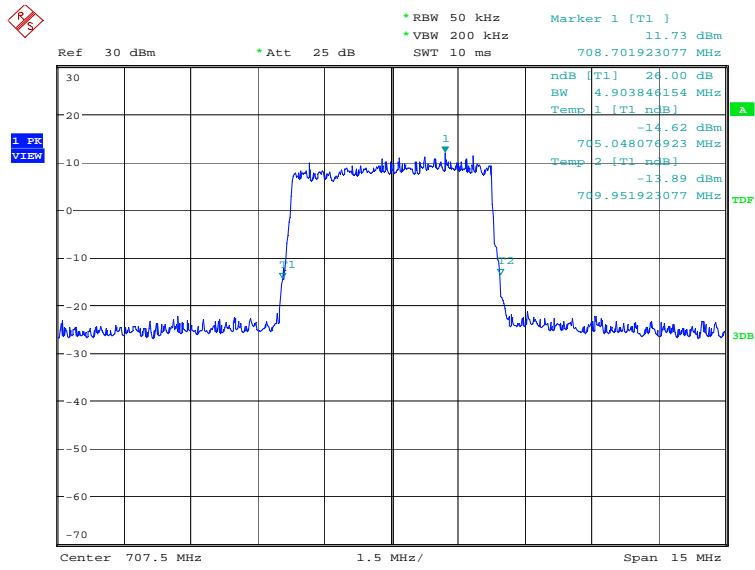
Date: 26.SEP.2019 23:25:38

### LTE band 12, 5MHz Bandwidth, 16QAM (-26dBc BW)



Date: 26.SEP.2019 23:27:02

### LTE band 12, 5MHz Bandwidth, 64QAM (-26dBc BW)



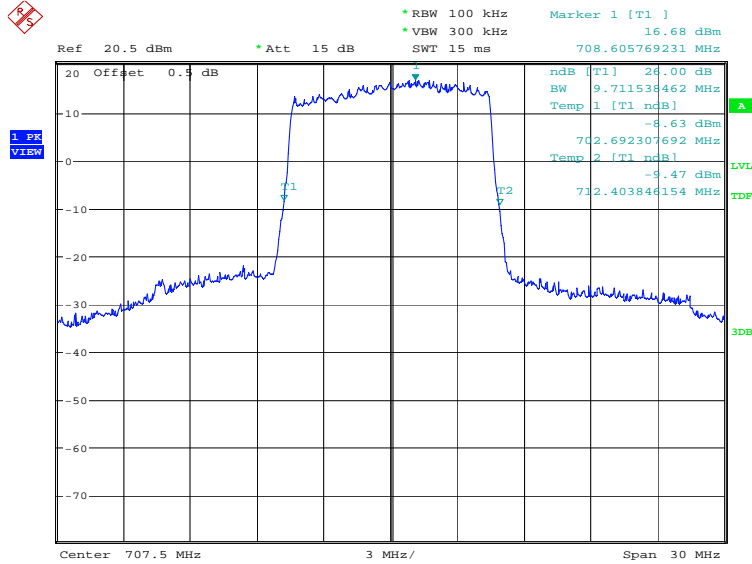
Date: 7.NOV.2019 16:15:38



### LTE band 12, 10MHz (-26dBc)

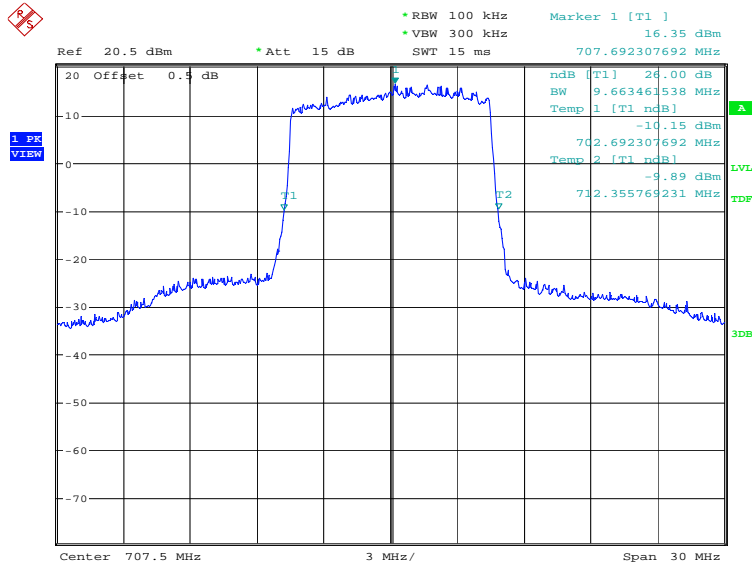
Frequency (MHz)	Occupied Bandwidth (-26dBc) (kHz)		
	QPSK	16QAM	64QAM
707.5	9711.54	9663.46	9663.46

### LTE band 12, 10MHz Bandwidth, QPSK (-26dBc BW)



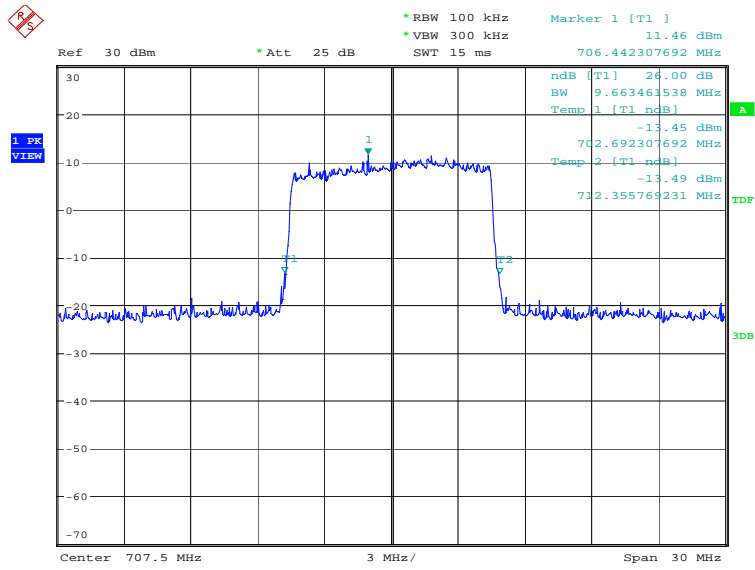
Date: 26.SEP.2019 23:28:28

### LTE band 12, 10MHz Bandwidth, 16QAM (-26dBc BW)



Date: 26.SEP.2019 23:29:52

### LTE band 12, 10MHz Bandwidth, 64QAM (-26dBc BW)



Date: 7.NOV.2019 16:20:00

## **A.6 BAND EDGE COMPLIANCE**

### **A.6.1 Measurement limit**

Part 22.917, Part 24.238 and Part 27.53(h) specify that the power of any emission outside of the authorized operating frequency ranges must be attenuated below the transmitting power (P) by a factor of at least  $43 + 10 \log(P)$  dB.

According to KDB 971168, a relaxation of the reference bandwidth is often provided for measurements within a specified frequency range at the edge of the authorized frequency block/band. This is often implemented by permitting the use of a narrower RBW (typically limited to a minimum RBW of 1% of the OBW) for measuring the out-of-band emissions without a requirement to integrate the result over the full reference bandwidth.

The specification that emissions shall be attenuated below the transmitter power (P) by at least  $43 + 10 \log(P)$  dB, translates in the relevant power range (1 to 0.001 W) to -13 dBm. At 1 W the specified minimum attenuation becomes 43 dB and relative to a 30 dBm (1 W) carrier becomes a limit of -13 dBm. At 0.001 W (0 dBm) the minimum attenuation is 13 dB, which again yields a limit of -13 dBm. In this way a translation of the specification from relative to absolute terms is carried out.

Part 27.53(m)(4) specifies for mobile digital stations, the attenuation factor shall be not less than  $40 + 10 \log(P)$  dB on all frequencies between the channel edge and 5 megahertz from the channel edge,  $43 + 10 \log(P)$  dB on all frequencies between 5 megahertz and X megahertz from the channel edge, and  $55 + 10 \log(P)$  dB on all frequencies more than X megahertz from the channel edge, where X is the greater of 6 megahertz or the actual emission bandwidth as defined in paragraph (m)(6) of this section. In addition, the attenuation factor shall not be less than  $43 + 10 \log(P)$  dB on all frequencies between 2490.5 MHz and 2496 MHz and  $55 + 10 \log(P)$  dB at or below 2490.5 MHz. Mobile Satellite Service licensees operating on frequencies below 2495 MHz may also submit a documented interference complaint against BRS licensees operating on channel BRS Channel 1 on the same terms and conditions as adjacent channel BRS or EBS licensees.

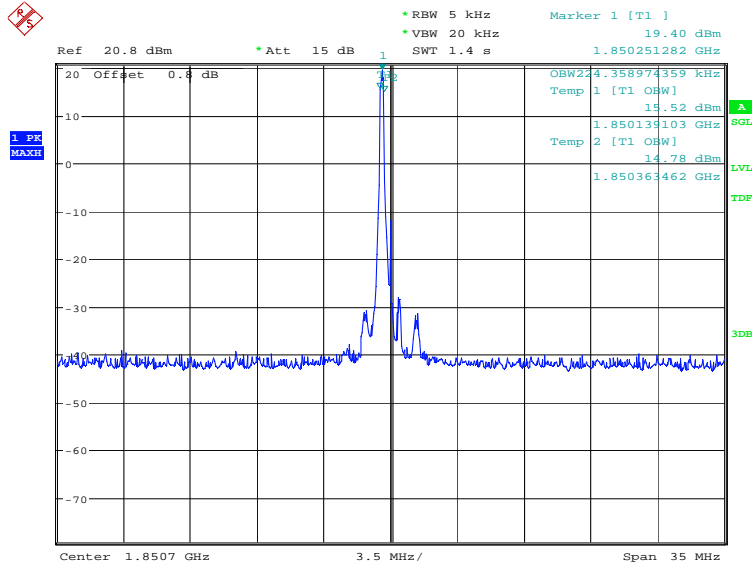
Part 27.53(c) states for operations in the 746-758 MHz band and the 776-788 MHz band, the power of any emission outside the licensee's frequency band(s) of operation shall be attenuated below the transmitter power (P) within the licensed band(s) of operation, measured in watts, in accordance with the following:(1) On any frequency outside the 746-758 MHz band, the power of any emission shall be attenuated outside the band below the transmitter power (P) by at least  $43 + 10 \log(P)$  dB;(2) On any frequency outside the 776-788 MHz band, the power of any emission shall be attenuated outside the band below the transmitter power (P) by at least  $43 + 10 \log(P)$  dB;(4) On all frequencies between 763-775 MHz and 793-805 MHz, by a factor not less than  $65 + 10 \log(P)$  dB in a 6.25 kHz band segment, for mobile and portable stations.

### A.6.2 Measurement result

Only the worst case result is given below

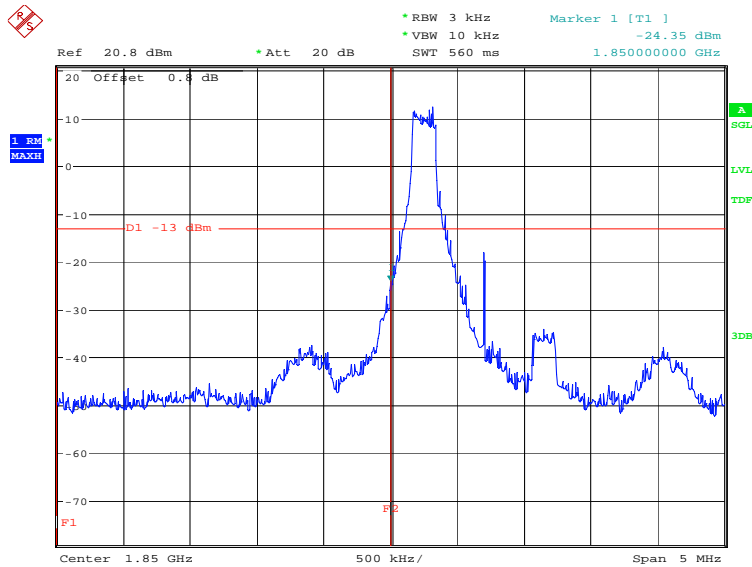
LTE band 2

OBW: 1RB-low\_offset



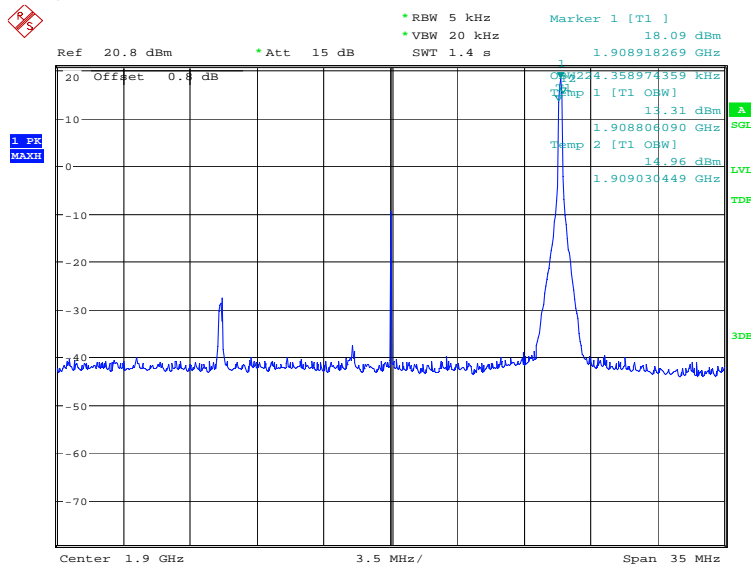
Date: 6.NOV.2019 16:30:59

### LOW BAND EDGE BLOCK-1RB-low\_offset



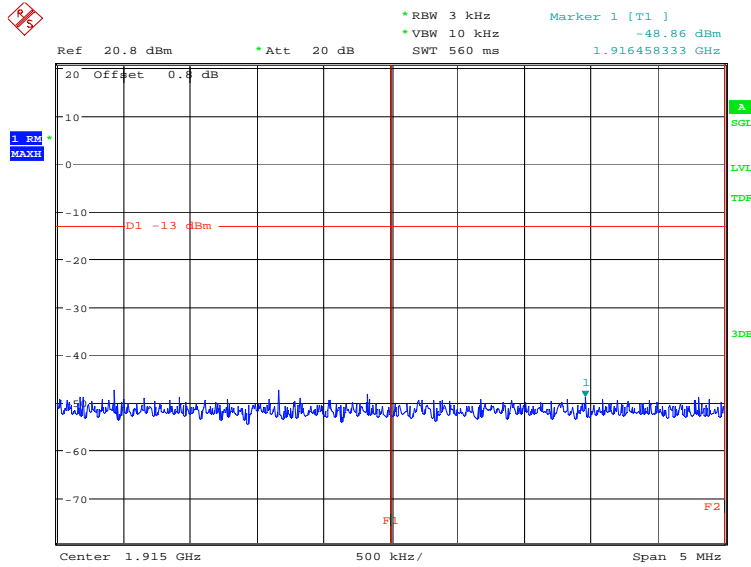
Date: 6.NOV.2019 16:31:14

### OBW: 1RB-high\_offset



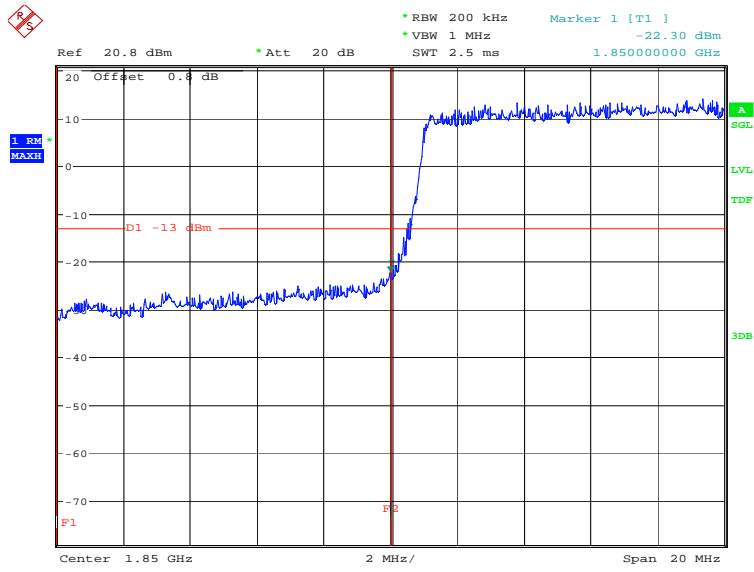
Date: 6.NOV.2019 16:33:05

### HIGH BAND EDGE BLOCK-1RB-high\_offset



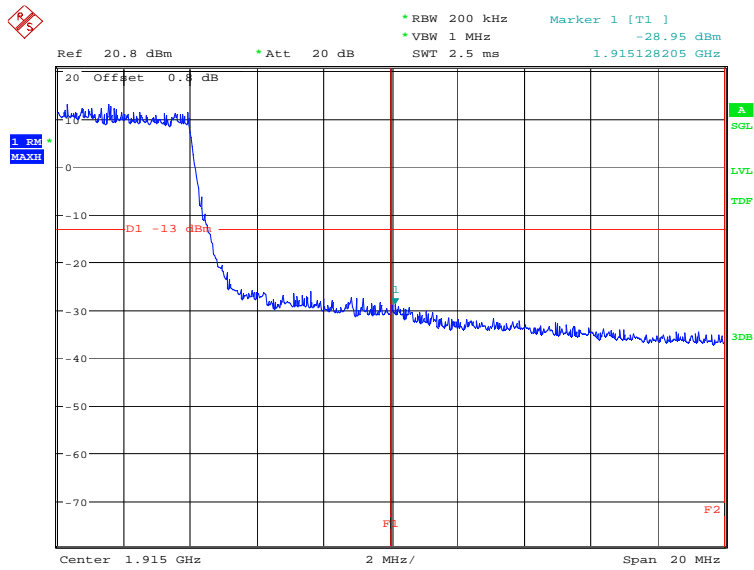
Date: 6.NOV.2019 16:33:21

### LOW BAND EDGE BLOCK-20MHz-100%RB



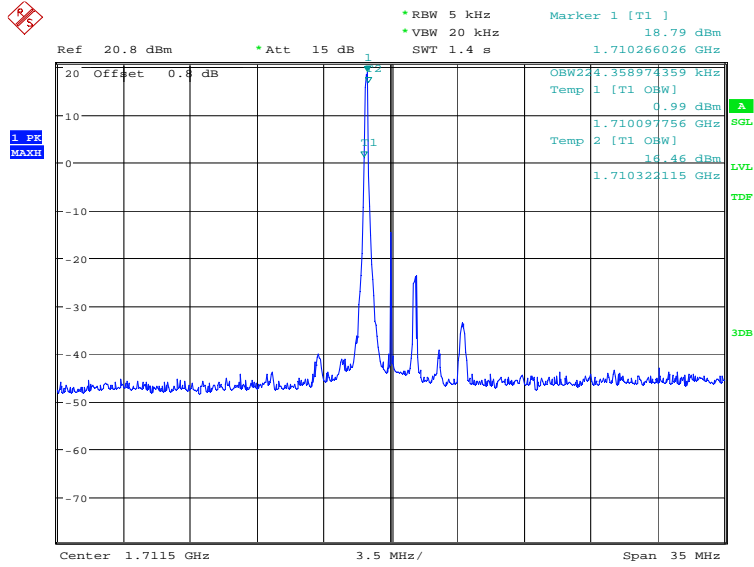
Date: 6.NOV.2019 16:31:45

### HIGH BAND EDGE BLOCK-20MHz-100%RB



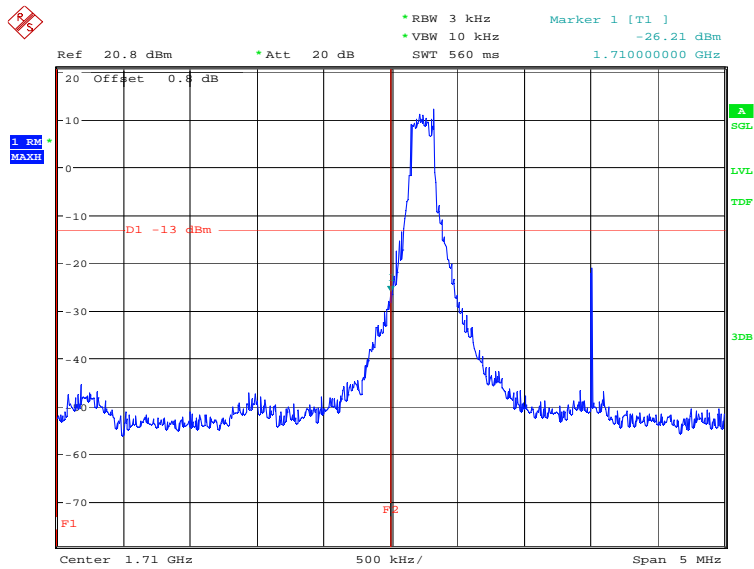
Date: 6.NOV.2019 16:33:50

**LTE band 4**  
**OBW: 1RB-low\_offset**



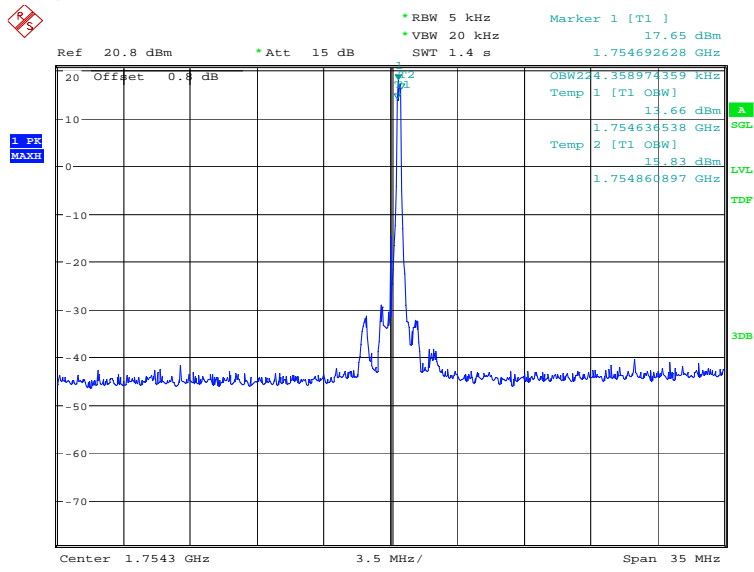
Date: 6.NOV.2019 16:40:33

**LOW BAND EDGE BLOCK-1RB-low\_offset**



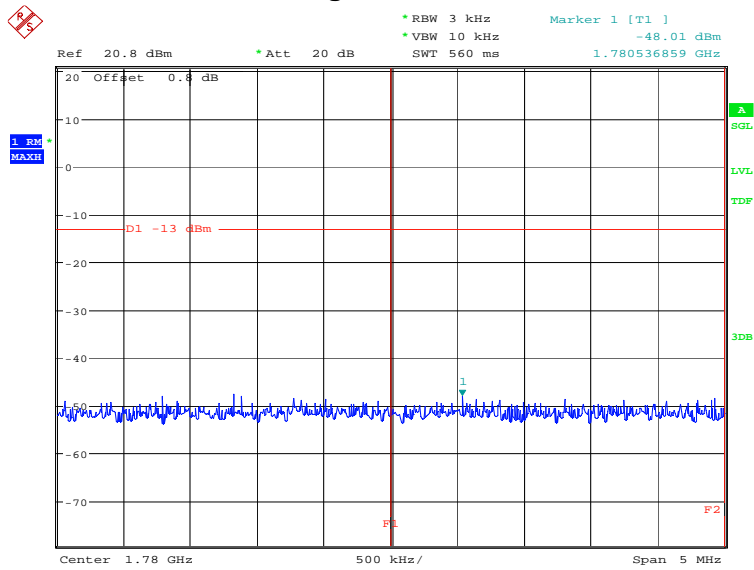
Date: 6.NOV.2019 16:40:48

### OBW: 1RB-high\_offset



Date: 6.NOV.2019 16:43:19

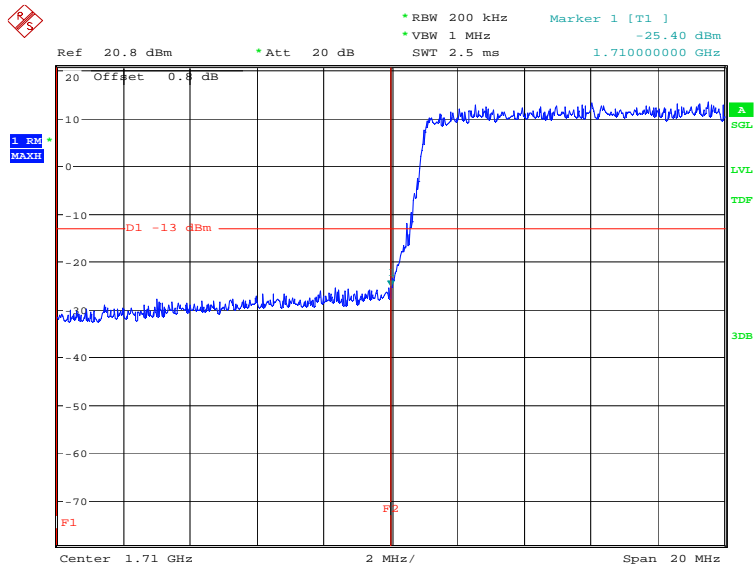
### HIGH BAND EDGE BLOCK-1RB-high\_offset



Date: 6.NOV.2019 16:43:34

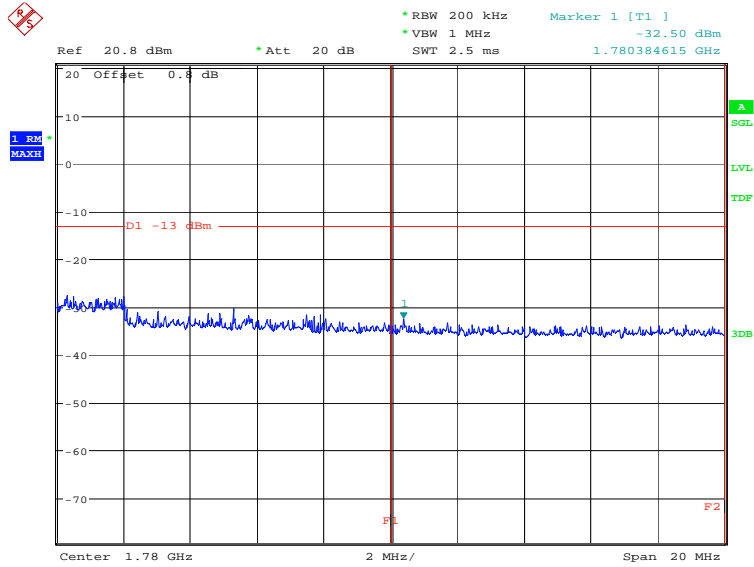


### LOW BAND EDGE BLOCK-20MHz-100%RB



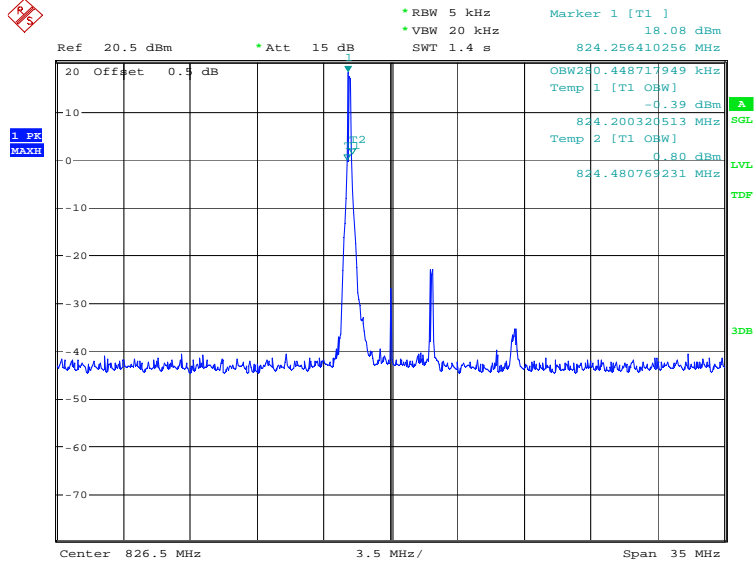
Date: 6.NOV.2019 16:41:20

### HIGH BAND EDGE BLOCK-20MHz-100%RB



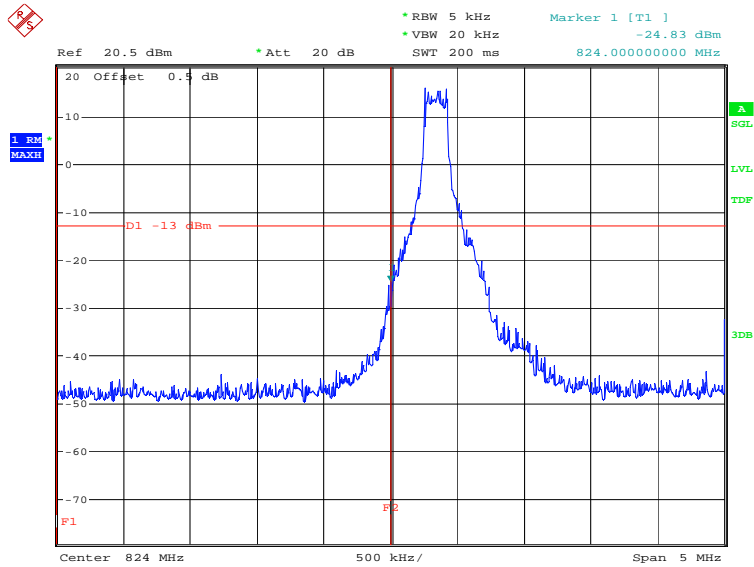
Date: 6.NOV.2019 16:44:08

**LTE band 5**  
**OBW: 1RB-low\_offset**



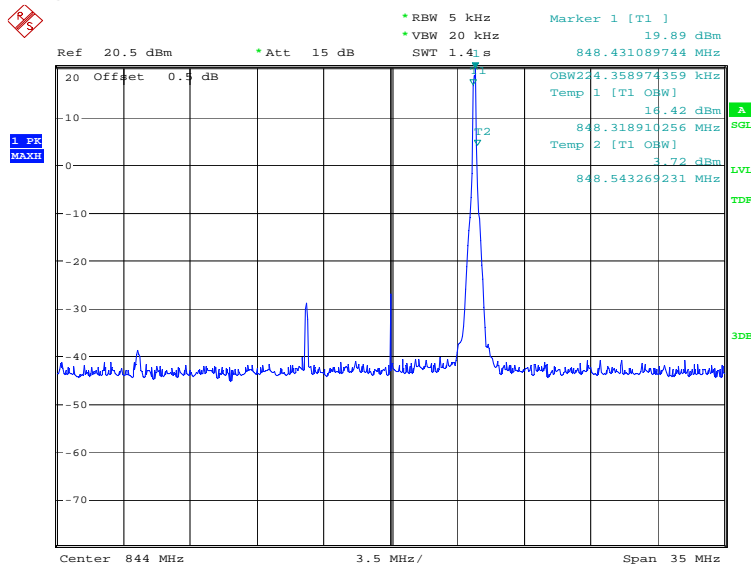
Date: 22.OCT.2019 09:36:43

**LOW BAND EDGE BLOCK-1RB-low\_offset**



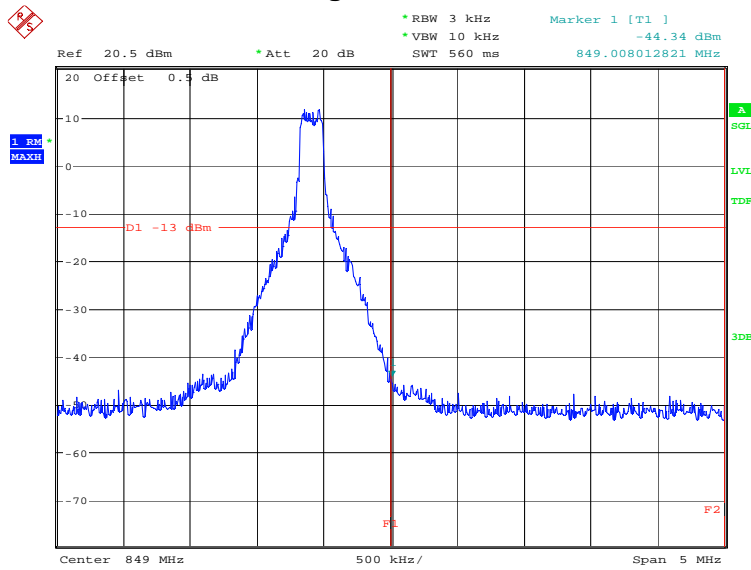
Date: 22.OCT.2019 09:36:59

### OBW: 1RB-high\_offset



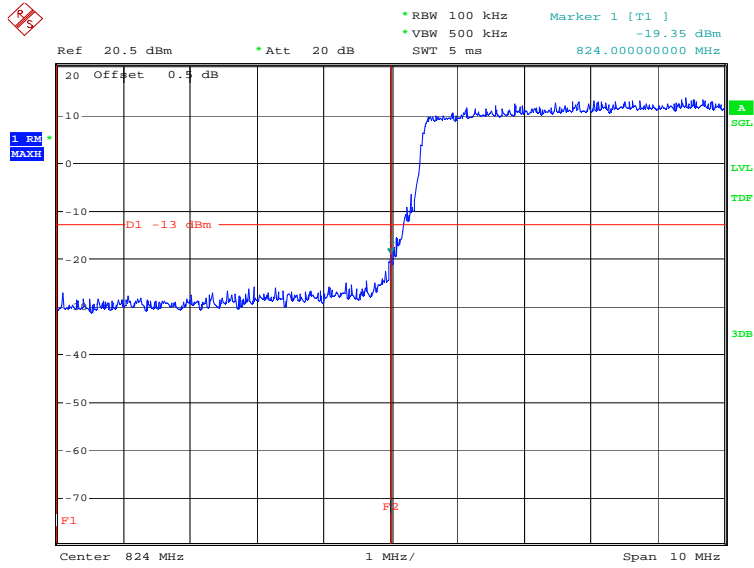
Date: 22.OCT.2019 09:38:50

### HIGH BAND EDGE BLOCK-1RB-high\_offset



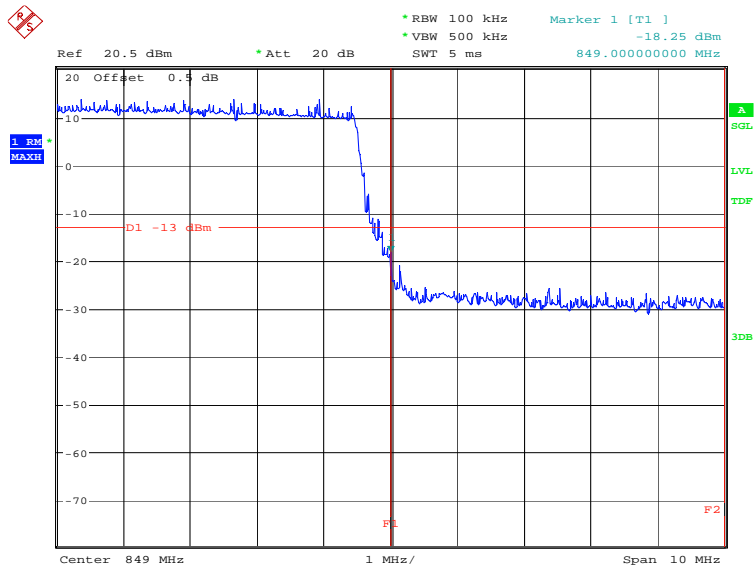
Date: 22.OCT.2019 09:39:05

### LOW BAND EDGE BLOCK-10MHz-100%RB



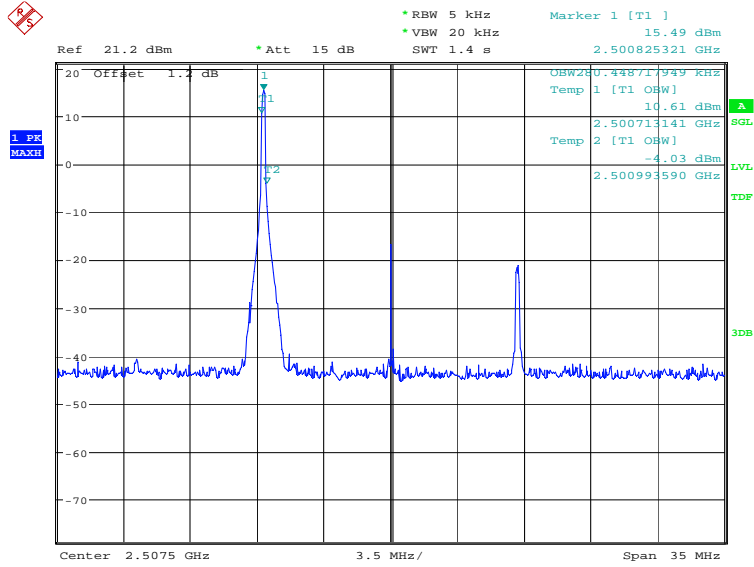
Date: 22.OCT.2019 09:37:30

### HIGH BAND EDGE BLOCK-10MHz-100%RB



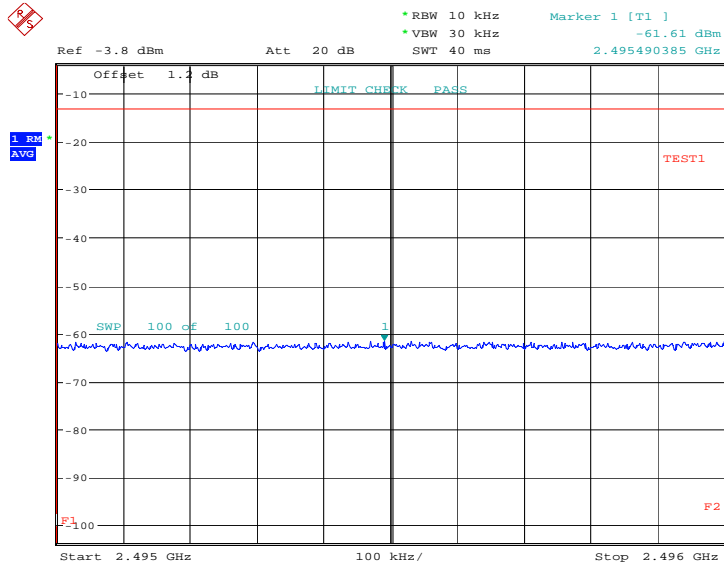
Date: 22.OCT.2019 09:39:35

LTE band 7  
OBW: 1RB-low\_offset

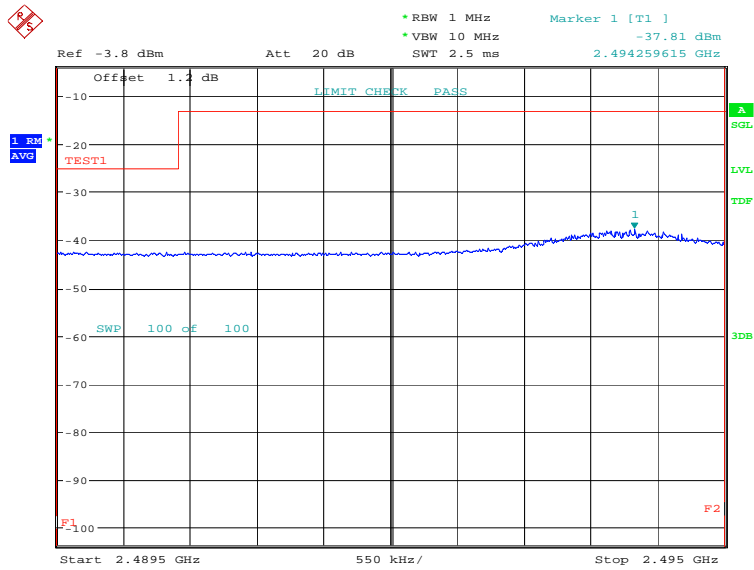


Date: 22.OCT.2019 09:42:57

### LOW BAND EDGE BLOCK-1RB-low\_offset

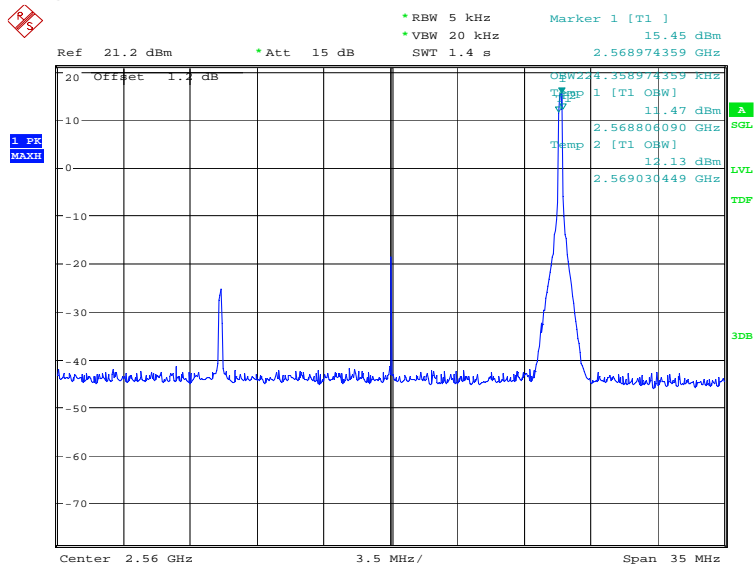


Date: 22.OCT.2019 09:43:18



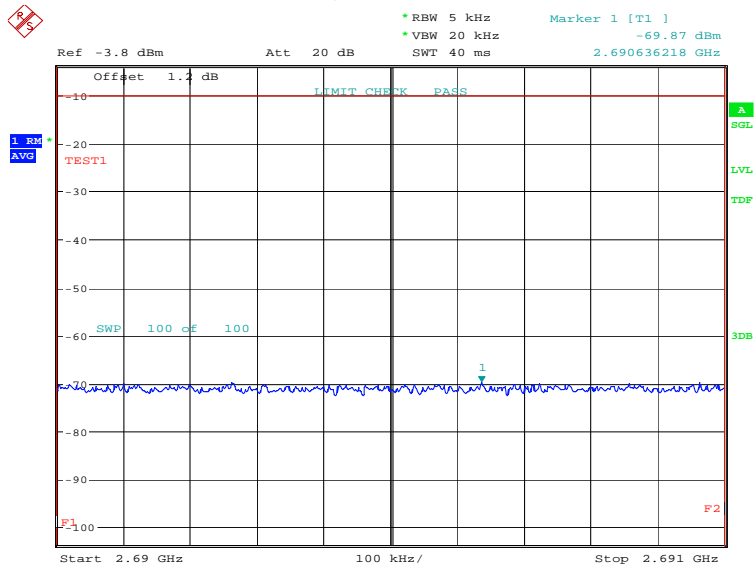
Date: 22.OCT.2019 09:43:33

### OBW: 1RB-high\_offset

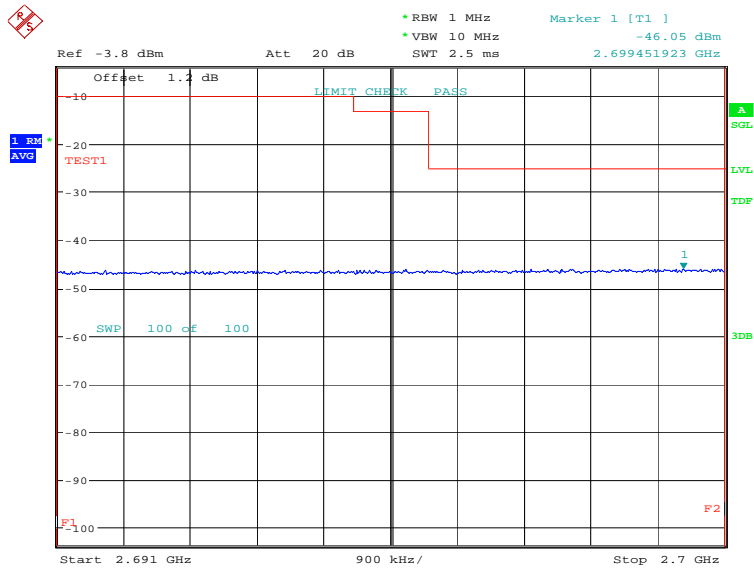


Date: 22.OCT.2019 09:45:45

### HIGH BAND EDGE BLOCK-1RB-high\_offset



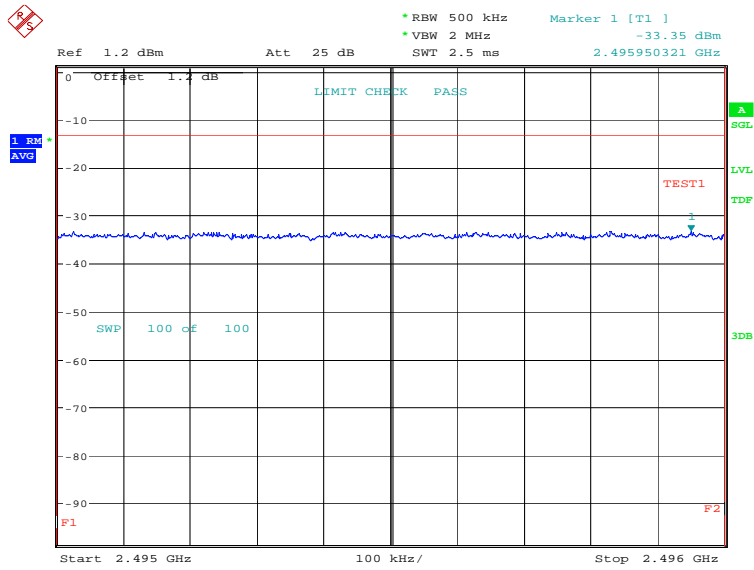
Date: 22.OCT.2019 09:46:06



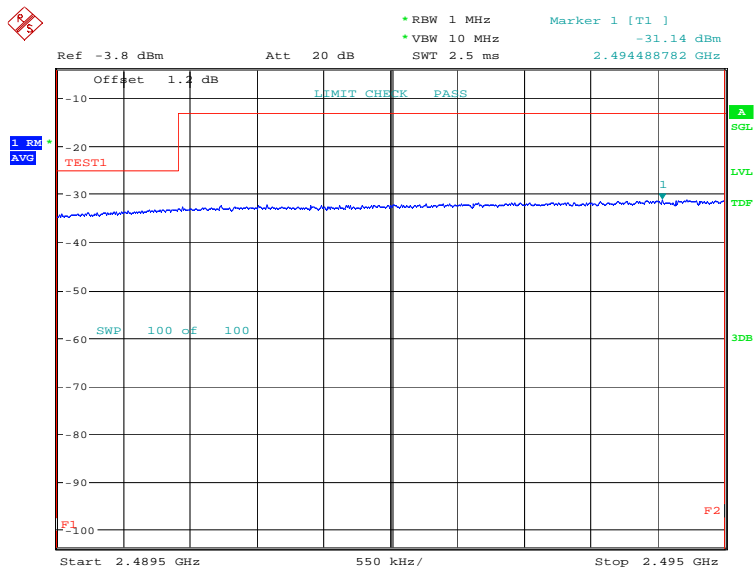
Date: 22.OCT.2019 09:46:22



### LOW BAND EDGE BLOCK-20MHz-100%RB

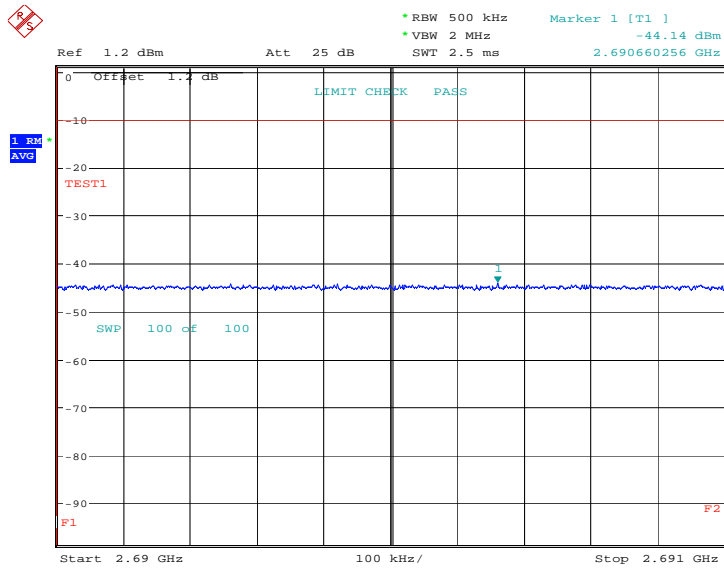


Date: 22.OCT.2019 09:44:09

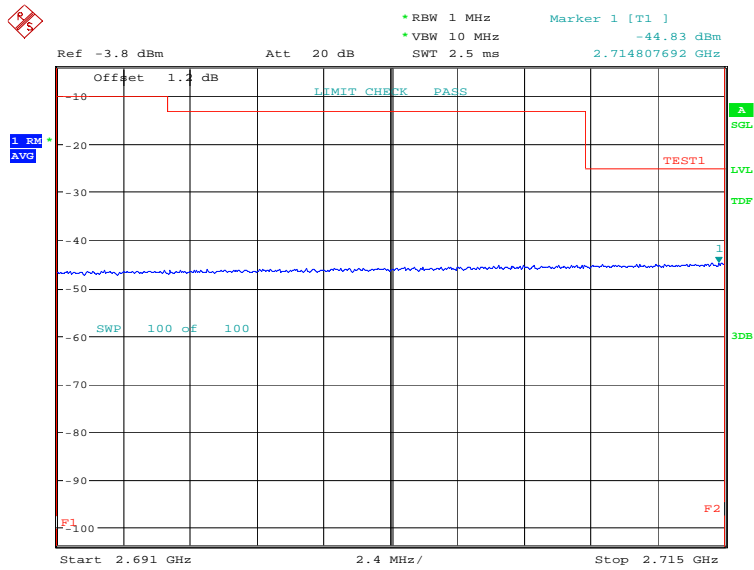


Date: 22.OCT.2019 09:44:24

### HIGH BAND EDGE BLOCK-20MHz-100%RB

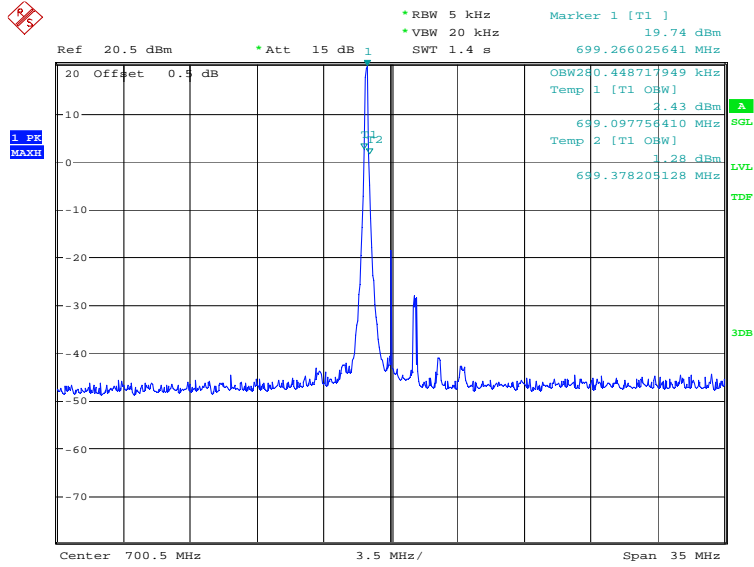


Date: 22.OCT.2019 09:46:55



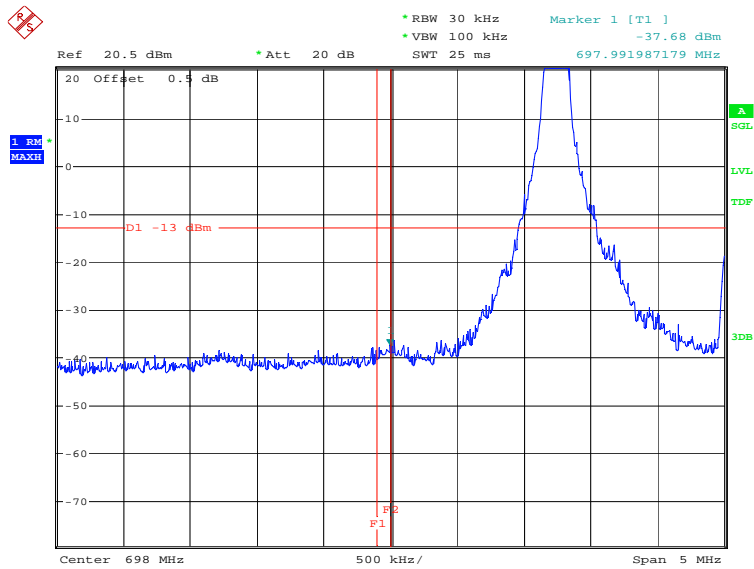
Date: 22.OCT.2019 09:47:10

**LTE band 12**  
**OBW: 1RB-low\_offset**



Date: 6.NOV.2019 16:50:47

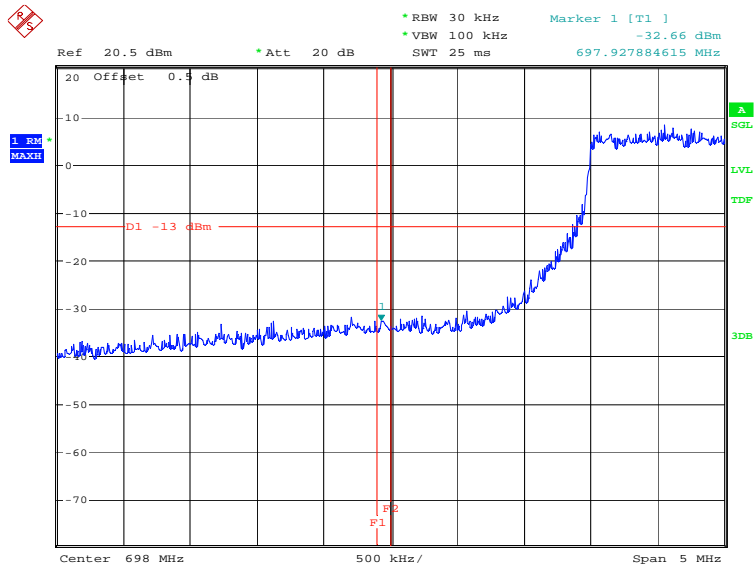
**LOW BAND EDGE BLOCK-1RB-low\_offset**



Date: 6.NOV.2019 16:51:03

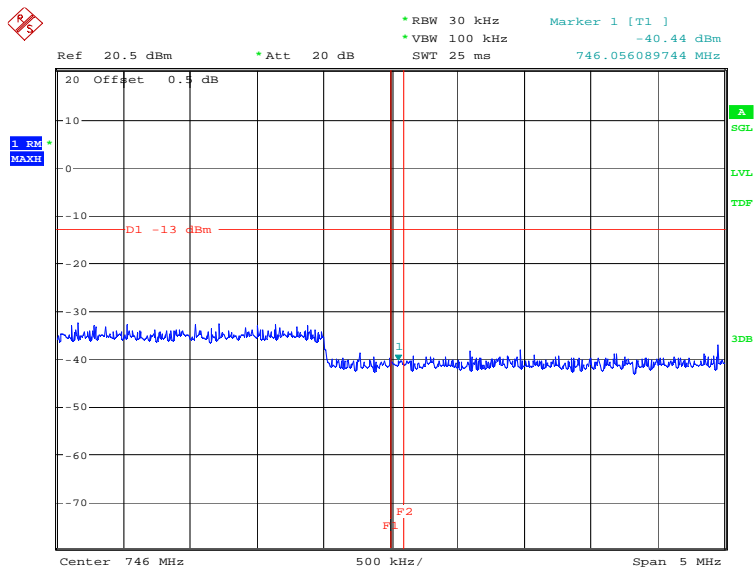


### LOW BAND EDGE BLOCK-10MHz-100%RB



Date: 6.NOV.2019 16:51:34

### HIGH BAND EDGE BLOCK-10MHz-100%RB



Date: 6.NOV.2019 16:54:20

## **A.7 CONDUCTED SPURIOUS EMISSION**

### **A.7.1 Measurement Method**

The following steps outline the procedure used to measure the conducted emissions from the EUT.

1. Determine frequency range for measurements: From CFR 2.1057 the spectrum should be investigated from the lowest radio frequency generated in the equipment up to at least the 10th harmonic of the carrier frequency. For the mobile station equipment tested, this equates to a frequency range of 13 MHz to 9 GHz, data taken from 10 MHz to 25 GHz.
2. Determine EUT transmit frequencies below outlines the band edge frequencies pertinent to conducted emissions testing.
3. The number of sweep points of spectrum analyzer is set to 30001 which is greater than span/RBW.

### A. 7.2 Measurement Limit

Part 22.917, Part 24.238 and Part 27.53(h) specify that the power of any emission outside of the authorized operating frequency ranges must be attenuated below the transmitting power (P) by a factor of at least  $43 + 10 \log(P)$  dB.

According to KDB 971168, a relaxation of the reference bandwidth is often provided for measurements within a specified frequency range at the edge of the authorized frequency block/band. This is often implemented by permitting the use of a narrower RBW (typically limited to a minimum RBW of 1% of the OBW) for measuring the out-of-band emissions without a requirement to integrate the result over the full reference bandwidth.

The specification that emissions shall be attenuated below the transmitter power (P) by at least  $43 + 10 \log(P)$  dB, translates in the relevant power range (1 to 0.001 W) to -13 dBm. At 1 W the specified minimum attenuation becomes 43 dB and relative to a 30 dBm (1 W) carrier becomes a limit of -13 dBm. At 0.001 W (0 dBm) the minimum attenuation is 13 dB, which again yields a limit of -13 dBm. In this way a translation of the specification from relative to absolute terms is carried out.

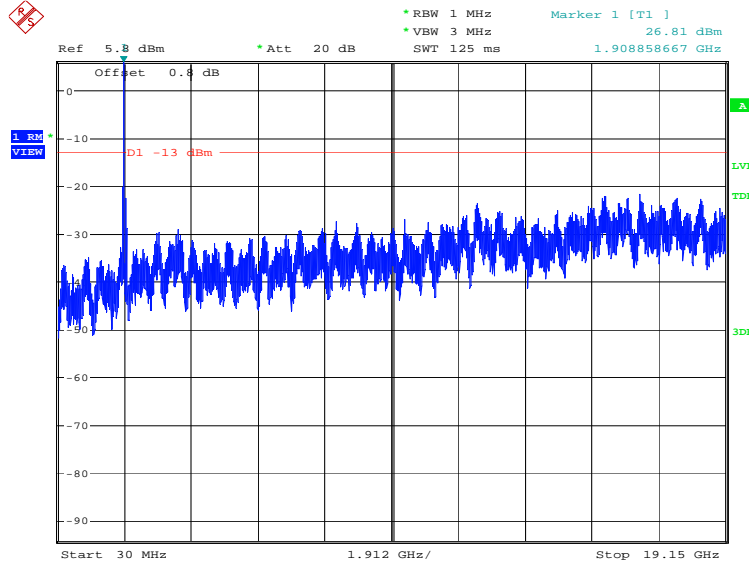
Part 27.53(m)(4) specifies for mobile digital stations, the attenuation factor shall be not less than  $40 + 10 \log(P)$  dB on all frequencies between the channel edge and 5 megahertz from the channel edge,  $43 + 10 \log(P)$  dB on all frequencies between 5 megahertz and X megahertz from the channel edge, and  $55 + 10 \log(P)$  dB on all frequencies more than X megahertz from the channel edge, where X is the greater of 6 megahertz or the actual emission bandwidth as defined in paragraph (m)(6) of this section. In addition, the attenuation factor shall not be less than  $43 + 10 \log(P)$  dB on all frequencies between 2490.5 MHz and 2496 MHz and  $55 + 10 \log(P)$  dB at or below 2490.5 MHz. Mobile Satellite Service licensees operating on frequencies below 2495 MHz may also submit a documented interference complaint against BRS licensees operating on channel BRS Channel 1 on the same terms and conditions as adjacent channel BRS or EBS licensees.

Part 27.53(c) states for operations in the 746-758 MHz band and the 776-788 MHz band, the power of any emission outside the licensee's frequency band(s) of operation shall be attenuated below the transmitter power (P) within the licensed band(s) of operation, measured in watts, in accordance with the following:(1) On any frequency outside the 746-758 MHz band, the power of any emission shall be attenuated outside the band below the transmitter power (P) by at least  $43 + 10 \log(P)$  dB;(2) On any frequency outside the 776-788 MHz band, the power of any emission shall be attenuated outside the band below the transmitter power (P) by at least  $43 + 10 \log(P)$  dB;(4) On all frequencies between 763-775 MHz and 793-805 MHz, by a factor not less than  $65 + 10 \log(P)$  dB in a 6.25 kHz band segment, for mobile and portable stations.

### A. 7.2 Measurement result

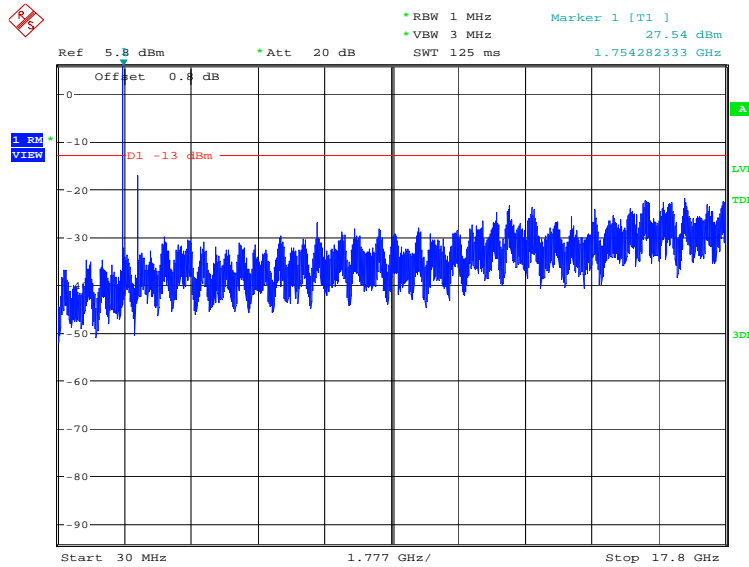
Only the worst case result is given below

#### LTE band 2: 30MHz – 19.15GHz



Date: 6.NOV.2019 16:34:57

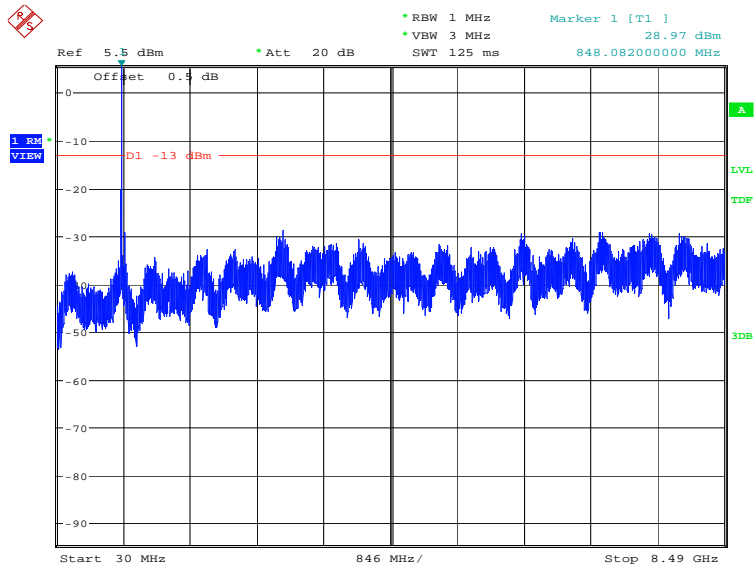
#### LTE band 4: 30MHz – 17.8GHz



Date: 6.NOV.2019 16:45:15

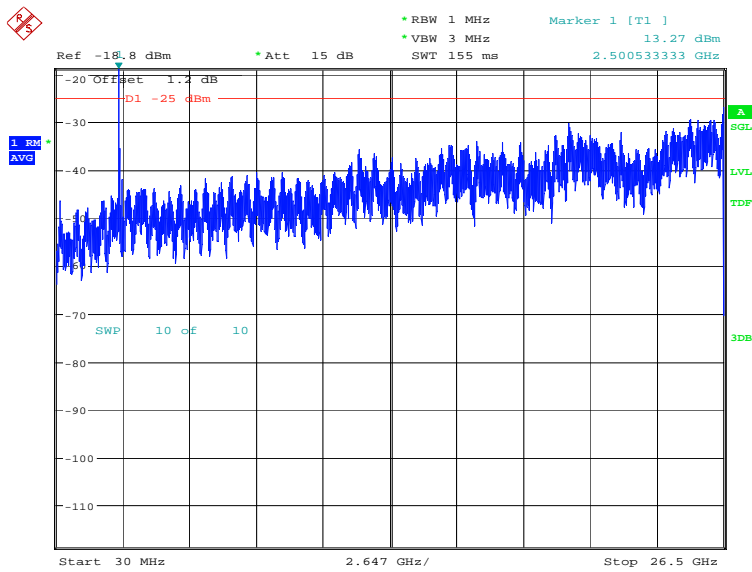


### LTE band 5: 30MHz – 8.49GHz



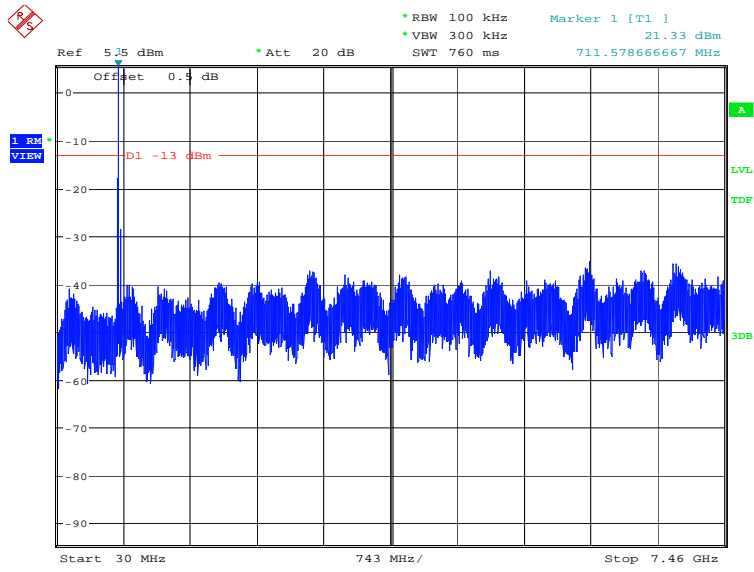
Date: 22.OCT.2019 09:40:35

### LTE band 7: 30MHz – 26.5GHz



Date: 31.OCT.2019 17:20:35

### LTE band 12: 30MHz – 7.46GHz



Date: 6.NOV.2019 16:56:02

## **A.8 PEAK-TO-AVERAGE POWER RATIO**

The peak-to-average power ratio (PAPR) of the transmitter output power must not exceed 13 dB. The PAPR measurements should be made using either an instrument with complementary cumulative distribution function (CCDF) capabilities to determine that PAPR will not exceed 13 dB for more than 0.1 percent of the time or other Commission approved procedure. The measurement must be performed using a signal corresponding to the highest PAPR expected during periods of continuous transmission.

According to KDB 971168 5.7.1:

- a) Refer to instrument's analyzer instruction manual for details on how to use the power statistics/CCDF function;
- b) Set resolution/measurement bandwidth  $\geq$  signal's occupied bandwidth;
- c) Set the number of counts to a value that stabilizes the measured CCDF curve;
- d) Set the measurement interval to 1ms;
- e) Record the maximum PAPR level associated with a probability of 0.1%.

### **A.8.1 Measurement limit**

not exceed 13 dB

### **A.8.2 Measurement results**

#### **LTE band 2, 20MHz**

Frequency (MHz)	PAPR (dB)		
1880.0	QPSK	16QAM	64QAM
	6.83	7.37	7.66

#### **LTE band 4, 20MHz**

Frequency (MHz)	PAPR (dB)		
1732.5	QPSK	16QAM	64QAM
	6.51	7.31	7.69

#### **LTE band 7, 20MHz**

Frequency (MHz)	PAPR (dB)		
2535.0	QPSK	16QAM	64QAM
	6.86	7.50	7.66

#### **LTE band 12, 10MHz**

Frequency (MHz)	PAPR (dB)		
707.5	QPSK	16QAM	64QAM
	5.16	6.15	6.73

## ANNEX B: Accreditation Certificate

<p>United States Department of Commerce National Institute of Standards and Technology</p> 	
<hr/> <b>Certificate of Accreditation to ISO/IEC 17025:2005</b> <hr/>	
NVLAP LAB CODE: 600118-0	
<b>Telecommunication Technology Labs, CAICT</b> Beijing China	
<i>is accredited by the National Voluntary Laboratory Accreditation Program for specific services, listed on the Scope of Accreditation, for:</i>	
<b>Electromagnetic Compatibility &amp; Telecommunications</b>	
<i>This laboratory is accredited in accordance with the recognized International Standard ISO/IEC 17025:2005. This accreditation demonstrates technical competence for a defined scope and the operation of a laboratory quality management system (refer to joint ISO-ILAC-IAF Communique dated January 2009).</i>	
<hr/> 2019-09-26 through 2020-09-30 <i>Effective Dates</i>	 For the National Voluntary Laboratory Accreditation Program

\*\*\*END OF REPORT\*\*\*