




RADIATED RF MEASUREMENT SETUP


BELOW 1GHz




1-18Gz



18-40GHz



BELOW 30MHz



AC POWER-LINE CONDUCTED EMISSION SETUP

